



**BRITISH
EVENTING**

Providing the ultimate equestrian challenge



RULES AND MEMBERS' HANDBOOK

2018

£8.50

britisheventing.com

CONTENTS

CHAPTER 1	Affiliated Eventing BE Code of Conduct	2
CHAPTER 2	Membership and Horse Registration; Season Tickets and Passes; BE Youth Programme; Minimum Eligibility Requirements	4
CHAPTER 3	Event Officials; BE Team Duties; Disciplinary Sanctions	18
CHAPTER 4	The Entries Process including Balloting; Withdrawals and Refunds; Cancellation and Abandonment	24
CHAPTER 5	The Competition; General Guidance and Rules of Participation	30
CHAPTER 6	The Competition; The Individual Phases	35
CHAPTER 7	Competitors' Dress and Saddlery Equipment	55
CHAPTER 8	Scoring, Objections and Enquiries; Prizes; Points and Grading	66
CHAPTER 9	Medical, including Medical Cards; Falls and Medical Checks; Prohibited Substances; Medical Team and Equipment	73
CHAPTER 10	Veterinary, including Vaccinations and Passports; Equine Anti-Doping and Controlled Medication; Veterinary Team and Equipment	80
CHAPTER 11	Organisation and Administration; Rights and Policies	84

ANNEXES

ANNEX 1	Entry Fees; Abandonment Premium; Start Fees	90
ANNEX 2	International (FEI) Competition	92
ANNEX 3	BE and FEI Dressage Tests	113
ANNEX 4	Examples of refusals, run-outs and circles	154
ANNEX 5	BE100 Three Day Events	157
ANNEX 6	Championships	161
ANNEX 7	BE Officials and Contacts	171
INDEX		195

CHAPTER 1 AFFILIATED EVENTING; BE CODE OF CONDUCT

AFFILIATED EVENTING

- 1.1 British Eventing** (BE) is the governing body for Affiliated Eventing in Great Britain. BE regulates and supervises all Events which are affiliated to it.
- 1.2** The BE Rules, which form the framework for the conduct of National Events, are contained in this Handbook. Whenever amendments are necessary, notice will be given to members by all reasonable and appropriate means.
- 1.3** BE operates under the auspices of the British Equestrian Federation (BEF) which is affiliated to the Fédération Equestre Internationale (FEI), the world governing body of equestrian sport. The FEI has made Rules for the conduct of all **International Events**. Annex 2 to this handbook contains some information regarding these Rules which are set out in full at www.fei.org
- 1.4** All Eventing competitions, National and International, consist of three separate phases, dressage, show jumping and cross country, which have to be carried out by the same Horse and rider.
- 1.5** The two types of **National Event** are:
- 1.5.1 One day Events;** in which the three phases will usually, though not inevitably, take place on the same day with dressage first and cross country last.
- 1.5.2 Three Day Events;** the three phases take place in the order dressage, cross country (with or without roads and tracks and steeplechase) and show jumping.
- 1.6** When BE affiliated Events run both National and International classes the BE Rules and the FEI Rules apply to the appropriate individual classes and are administered by the Officials appointed to each class. BE remains the supervisory body for the Event.

BE CODE OF CONDUCT

- 1.7** Members of British Eventing and those connected with them are required to abide by this Code of Conduct as regards both the welfare of Horses and their own conduct.
- 1.8** BE is at one with the BEF and the FEI in that at all times the welfare of the Horse is paramount in the sport of Eventing and must never be subordinated to competitive or commercial interests. At all stages during the preparation, training and competing of competition Horses, welfare must take precedence over all other demands. This includes good Horse management, training methods, farriery, tack and transportation.
- 1.9** The sport of Eventing involves many people; as Competitors and their connections, as Organisers and the teams of Officials and as helpers. The sport relies heavily on the support and active involvement of many volunteers and many professionals in diverse fields. BE requires everyone involved in the sport to behave in a civilised and courteous way towards each other and to uphold the integrity and repute of the sport.
- 1.10** Members must familiarise themselves with requirements and obligations imposed by these BE rules which are binding on them. They should also bring these Rules to the attention of any non-members who may be participating in the sport with them, such as connections or event helpers, and do their best to ensure compliance as appropriate. Members are responsible for the actions of any nonmembers employed or otherwise assisting or acting on their behalf and any act or omission of such a person which would amount to a breach of the Rules by a Member shall constitute a breach by the Member on whose behalf it was committed.
- 1.11** It is not possible to anticipate every eventuality in these Rules. They are intended to form an interlocking code for the conduct of the sport; each Rule must be read by reference to the Rules as a whole and in the general context of this Code of Conduct.
- 1.12** Officials are required to take decisions in a fair and sporting manner and in accordance with the Code of Conduct and these Rules. Members are expected to respond and behave in the same way.
- 1.13** Failure to comply with the Rules, and the underlying Code of Conduct, may give rise to disciplinary action. The Rules relating to the disciplinary process are set out in Chapter 3.

INTERPRETATION

- 1.14** For the purposes of these Rules:
- 1.14.1** All references to Horses include ponies unless provided otherwise.
- 1.14.2** Words connoting gender are a reference to any gender.
- 1.14.3** Words denoting the singular may include the plural, and vice versa, as appropriate.
- 1.14.4** **Unless the context determines otherwise**, reference to any 'phase' of an event includes the warm-up
- 1.14.5** for that phase.
All requirements and obligations set out herein constitute Rules whether or not they are expressly described as such.

CHAPTER 2 MEMBERSHIP AND HORSE REGISTRATION; SEASON TICKETS AND PASSES; BE YOUTH PROGRAMME; MINIMUM ELIGIBILITY REQUIREMENTS

2.1 Introductory

2.1.1 All individuals wishing to become Members must first register as an Associate to BE. Associate Registration remains valid for the lifetime of the individual and is free.

2.1.1 All Competitors at BE Events must either,

- be Full Members of BE, or
- be a Day Pass Member and hold a valid Pass for the day of competition.

2.1.3 Owner Registration

- For the purposes of these Rules, the Owner of a Horse is the individual, company or syndicate whose name is currently registered as Owner in the BE records.
- The BE records are solely for the purposes of BE competitions and nothing therein is intended in any respect to determine, or have any bearing upon, the legal ownership of the Horse.
- The registered Owners of Horses competing on Season Tickets must be Full, Joint, Owner, Syndicate or Company Members of BE.
- The registered Owners of Horses competing on Day Passes must be Day Pass, Full, Joint, Owner, Syndicate or Company Members of BE.

2.1.4 All Horses competing at BE Events:

- must be registered with BE
- have one of the following:
 - A Full Season Ticket for the relevant year (Rule 2.6); or
 - A Half Season Ticket for the period 1st July to the end of the relevant year (Rule 2.6); or
 - A Horse Day Pass issued in accordance with Rule 2.7.

2.2 Membership

2.2.1 The membership categories and entitlements are set out over the page. All Members are also entitled to access the BE Information Hotline, visit the BE Website (including the Membership & Benefits area) and attend Members' Meetings.

Proven To Perform[®]

Nancy Whittington, Team GB rider, and Nivrod II



- ☑ Improved freedom of movement
- ☑ Greater power and ability to engage
- ☑ Longer stride and more elevation

 LÁTRÁK FLÓÐAR [®]	 HÖN - BK	 LÁGURLE BÍÐL TÝRÍ	 z15 HÁH	 4: HÁF HÁTTÁH	 JACÓHÁE
 T BÍÐUR TÍRÍ	 V U LU	 TÍRÍ	 DOUBLE HÍÐLÍF HÁE	 JACÓHÁE [®] HÍF	

www.wowsaddles.com | 01227 831614
Find us at www.facebook.com/wowsaddles



WOW
SADDLES

*Based on research conducted at Dundee University verifying that flat gives 25% less pressure on your horse's back than a well fitting.

Membership Category	Entitlements
Full Individual Membership	Compete and/or Own Competing Horse Vote, Handbook, BE Magazine, Membership Card, BE Third Party Liability Insurance and for personal accident (terms available from BE Office).
Joint Owner Membership	Own Competing Horse Vote (Primary Member only), one Handbook, one BE Magazine, two Membership Cards, BE Third Party Liability Insurance (primary member only), for registered horses with season tickets only.
Owner Membership	Own Competing Horse Vote, Handbook, BE Magazine, Membership Card, BE Third Party Liability Insurance for registered horses with season tickets only.
Green Membership (Discounted Full or Owner) Available only if a Full or Owner Member is registered at the same address	Compete and/or Own Competing Horse. Vote, Handbook, Membership Card, BE Third Party Liability Insurance
Syndicate/Company	Own Competing Horse Membership Three designated members (more at additional cost; terms available from BE office), three Handbooks, three Votes, three BE Magazines, three Membership Cards, BE Third Party Liability Insurance for registered horses with season tickets only.
Supporter Individual and Company	Vote, BE Magazine, Membership Card.
Day Pass Membership	Purchase Day/Training Passes Handbook (This is an Associate Membership and has no voting rights).

2.2.2 **Authority to Act.** BE will only accept instructions from the nominated Primary Contact in respect of Joint, Syndicate and Company Owners.

2.2.3 **Membership Fees** are published on the BE Website.

2.3 Binding Obligations

- By becoming a member of British Eventing Members, have agreed to be bound by:
- The Rules of British Eventing;
 - The FEI Rules when competing in International classes;
 - The BEF Anti-Doping and Controlled Medication Rules (BEFAR) (see Chapter 5, Rule 5.14 and Chapter 10, Rule 10.4);
 - The BEF Anti-Doping Rules for Human Athletes (see Chapter 5, Rule 5.13 and Chapter 9, Rule 9.4).

2.4 Equine Registration

- 2.4.1 • A Horse may be registered free of charge with BE, at any age. Registration remains valid for the lifetime of the Horse. BE reserves absolutely the right to refuse to register a Horse.
- Registration of the named Horse is solely for the purposes of BE competitions and nothing therein is intended to determine, or have any bearing upon, the legal status of the Horse.
 - BE accepts no responsibility for the content or accuracy of the registered details, which are intended exclusively for its own administrative use.



2.4.2 The **registration process** is as follows:

2.4.2.1 The Horse must have a valid passport with, unless otherwise approved by the Chief Executive, a name entered by the Passport Issuing Organisation ('The PIO').

2.4.2.2 A copy of those pages of the Horse's passport containing particulars set out below must be provided to BE within 28 days of applying for an Equine Registration. If this requirement is not complied with the Horse may not compete until the information is received, but see Rule 2.4.2.3. below in respect of imported horses.

- the PIO;
- the Horse's name;
- Unique Equine Life Number (UELN) if applicable;
- PIO registration number (if different from the UELN);
- date of birth
- pedigree, or a statement that it is not known; and
- the breeder's name, or a statement that it is not known.

2.4.2.3 An imported Horse, for which a Full or Half Season Ticket has been purchased, will automatically be put on hold and may not compete in a BE event (national or international classes) until a copy of the passport pages as described above are provided to the BE office together with a print-out of the performance record from the country from which the horse was imported.

2.4.2.4 A copy of the passport pages, as described above, for an imported Horse, for which a Horse Day Pass has been purchased must be provided to BE together with a print-out of the performance record from the country from which the horse was imported, within 28 days of applying for an Equine Registration. If this requirement is not complied with the Horse may not compete until the information is received.

2.4.2.5 On registration, the Horse will be assigned:

- A unique number ("the Equine Registration Number").
- A registered name which shall be the name entered on its passport unless,
 - the name appearing on the Horse's passport is likely to lead to confusion by virtue of its similarity to the registered name of a Horse already registered with BE in which case the Horse will be registered with the name entered on the Horse's passport but with the addition of a Roman numeral suffix;
 - BE becomes aware at any time that the name entered on the Horse's passport contains a prefix or suffix registered with the Central Prefix Register ("the protected prefix") which has been entered on the passport without the permission of the person entitled to use the protected prefix, in which case BE may register or re-register the Horse with the name entered on the passport but omitting the protected prefix;
 - the name on the Horse's passport is offensive, has a purely commercial purpose or is otherwise unsuitable, when the Horse will be registered with an acceptable name similar to that on the passport.
 - If the passport does not contain a name, the owner must return it to the PIO to have the name inserted. In the case of a Wetherby's or foreign passport, please contact the BE office.

All decisions in this context will be taken by the Chief Executive in his absolute discretion against which there will be no right of appeal.

The registered name of a Horse may be changed if it has fewer than 61 points. Its passport, in which the PIO has entered the proposed new name, which must be acceptable to BE, must be produced, whereupon the registered name shall be changed to the new name.

2.4.2.6 Prefix/Suffix Registration

An Owner of a Horse may apply for a prefix or suffix to be used, in National Competitions, in conjunction with, but separately from, the registered Horse name. Details of the fees payable and the relevant forms are available from the BE Office.

The BE Board reserves the right not to accept a prefix/suffix application without stating a reason. A prefix/suffix that is not protected will be considered for acceptance. A CPR protected prefix/suffix will only be accepted with the owner's approval.

Note: Because the prefix/suffix is separate from, and not part of, the registered Horse name, the addition or change, of a prefix/suffix does not constitute a change of name for the purpose of these Rules.

The Owner of the prefix/suffix must be a BE Member. If this membership lapses for any reason, the prefix/suffix may no longer be used.

If ownership of a Horse with an existing prefix/suffix changes, the right to use that prefix/suffix lapses.

A Horse may only have one prefix/suffix registered at a time but a change of prefix/suffix is allowed at any time on payment of the appropriate fee.

2.5 Subject always to the provisions of Rule 2.4.1, requests for a **change of recorded ownership** must be made to the BE office using the Change of Ownership form. A fully completed form must be sent to the BE office for any Horse which is currently registered with BE; including those with just an Equine Registration, and who have competed within the last three seasons.

A signature from the previous recorded owner will be required if the horse was competing with us in the current or previous two seasons. If the horse has not competed within this period, and the previous recorded owner is unknown, then a signature from the last known vendor will be acceptable. BE may, in its absolute discretion, register a transfer in circumstances where a previous owner does not sign the application but BE has received evidence of transfer of ownership which is sufficient for its own limited purposes. There will be no charge for a change in recorded ownership.

2.6 Full Season and Half Season Tickets

2.6.1 **Season Tickets** confer the right for horses, 142cms and above, which are being ridden by Full Members or Day Pass Members to compete at Events for either the Full or Half Season; See Rule 2.1.4.

2.6.2 **Season Ticket and Half Season Ticket Fees** are published on the BE Website.

2.6.3 Refund of Season Ticket Fees for an Unfit Horse

Where a Horse holds a Full or Half Season Ticket but has started in a competition fewer than three times because it has become unfit to compete, refunds of fees paid for that period of registration will be given as follows:

- No starts – full, less £10 administration charge;
- One start – two thirds;
- Two starts – one third.

In all cases a letter from the treating veterinary surgeon, giving the reason why the Horse has become unfit to compete, must accompany applications for refunds which should be sent to the BE office before 31st December of the year for which the season ticket was purchased.

2.7 Passes

Each type of Pass confers the right to enter and compete at a single Event. All holders of Passes, excluding Horse Day Passes, have the benefit of BE insurance whilst they are competing.

All Pass Competitors and owners, must hold one of the BE Memberships (see 2.2.1) and their horses need an equine registration before Day Passes can be purchased. Equine registrations are free of charge and can be completed online (see 2.4).

Rider Day Passes are for Competitors in BE90, BE100 (incl. BE100 3DEs), BE100 PLUS, Novice and Intermediate Novice classes but not Championships and National Finals at any level, except 4 Year Old classes.

Training Passes are for Competitors and their Horses, in BE80(T) classes only.

Club Passes are for Competitors and their Horses in Pony Club.

International Day Passes are for foreign Horses and Competitors (not resident in the UK) wishing to compete above Novice level in national classes.

Horse Day Passes are for Horses, who are being ridden by Full Members or Day Pass Members in BE90, BE100 (incl. BE100 3DEs), BE100 Plus, Novice and Intermediate Novice classes but not Championships and National Finals at any level, except 4 Year Old classes.

2.7.1 **Pass Fees** are published on the BE Website.

2.7.2 **Passes**, which are specific to Horse or Competitor and are not transferable, are purchased either through the BE website or by application to the BE Office before entering an Event. Passes are only valid for the current season. A competitor may purchase:

- A maximum of four Rider Day Passes in any one season.
- An unlimited number of Horse Day Passes, Training Passes and Club Passes.

2.7.3 **Passes which are not used**, whether because the combination was balloted or withdrawn, or because the Event was abandoned, will be marked as unused and can be used again at another Event in the same season.

2.7.4 **Refunds on Passes**, up to 95% of the cost, will be given only if:

- An Event is cancelled after the entry is made; or
- Balloting prevented the use of the Pass(es) during the season; or
- A certificate from a veterinary surgeon or doctor is produced to BE confirming that unfitness prevented the Horse or Competitor from competing.

Refund applications must be submitted before 31st December of the year for which the Pass(es) was purchased.

2.8 **The British Eventing Youth Programme** incorporates both age restricted competition and training for Members, mainly on a regional basis, who are in the year of their 21st birthday and younger.

- 2.8.1
- **Young Riders.** Riders in the year of their 21st birthday and under have competitions held at Open Intermediate level but may compete at any level without age restriction including the U-25 advanced classes and U-25 Championships at CCI3* and U21 Championships at CCI2*. Training is given to those riders who are selected for the Young Rider squad.
 - **U-18s** include three levels of competitions and both regional and national training:
 - **Juniors** who compete at Open Intermediate level in Olu21 classes and an u18 Championship held at CCI1* level. Training is provided for those riders selected for the Junior Squad
 - **U-18 Novice** riders who compete in Regional **Open Novice U18 (ONu18)** classes and a Regional Team Championship held at CCI1*.
 - **U-18 BE100** riders who compete at **BE100 Ou18** Regional classes and have a National Championship towards the end of the season.
 - **Regional training** and support is available for all riders in the year of their 21st birthday and younger on a regional basis throughout the year.

2.8.2 **The Pony Programme** is open for members in the year of their 16th birthday and younger riding a pony, with competitions at Novice level, Pony Trials with an U-16 Championship held at CIC1* level. Training and support is offered throughout the season by the National Pony coach.

2.9 **Minimum Eligibility Requirements (MERs) for Horses and Competitors.**

2.9.1 Attainment of Minimum Eligibility Requirements does not certify that either a Horse or a Competitor is necessarily fit or competent to compete at the relevant level. The MERs merely denote the minimum standards which must have been achieved.

2.9.2 Competitors are responsible for ensuring that both they and their horse have fulfilled the MERs for the class they enter. A Competitor who competes in a National competition without fulfilling the relevant requirements will be in breach of these Rules.

2.9.3 National MERs

2.9.3.1 The Table in Rule 2.9.5 sets out the MERs to be fulfilled by both Horse and Competitor before competing at each level in National Competitions.

For the purposes of this table, a Minimum Eligibility Requirement is achieved by completing a competition with

- no more than 50 dressage penalties,
- no more than 16 show jumping penalties,
- 0 cross country jumping penalties and no more than 30 cross country time penalties.

These MER's apply to all Competitors, whatever their nationality. However, a foreign Competitor may be allowed, on production of his performance record from his National Federation, to compete at a level equivalent to that at which he has competed in his own country.

2.9.3.2 Age

Competitors – No Competitor may take part in a BE affiliated Event unless they are at least in the year of their 12th birthday.

Horse – For the purposes of the MERs, a Horse's age is calculated as from 1st January in the year in which it was foaled.

Certain class specific age limitations for Horses and Competitors are included in the following paragraphs.

2.9.3.3 Height

- Horses competing in BE80(T) classes must be at least 137cms in height.
- Horses competing in all other National classes must be at least 142 cms in height.
- Ponies competing in National Pony Classes must be at least 142cms in height, without shoes and must not exceed 148cm without shoes (or 149cm with shoes).

Ponies competing as part of the European Pony Championships selection process will be measured in accordance with FEI practice. Because the measuring takes place under competition conditions, a tolerance is allowed and such ponies must not exceed 150cms without shoes or 151cms with shoes in order to be permitted to compete.

Any pony that does not comply with the measurement requirements will not be allowed to compete until it has been re-measured and permission has been obtained from the Chairman of the Pony Selectors for it to be entered in a future Pony Class.

2.9.3.4 Achievement of MERs as a Combination

- Unless specifically stated in these Rules, Horses and Competitors are not required to achieve the MER's as a combination.
- For the avoidance of doubt, however, all Competitors in the year of their 16th

~~birthday, or younger, must achieve all MER's as a combination, unless Exempted under Rule 2.9.3.5~~

- Competitors in the year of their 16th birthday, or under, who competed in the previous season on a Horse at a particular level, may continue to compete as a combination at that level in the current season.
- Clear rounds on Ponies DO NOT count towards MER's for Horses.

2.9.3.5 Exemptions in Exceptional Circumstances

By a written Exemption in Exceptional Circumstances, ('Exemption') the Performance Manager or the Chairman of the appropriate Youth Programme, may give permission for any Competitor to ride any Horse in any competition. The Exemption must accompany the relevant entry.

2.9.4 International MER's

2.9.4.1 The MER's for all International Competitions comprise requirements imposed separately by the FEI and by the National Federations (NF) and thus the National element varies according to the nationality of the Competitor.

2.9.4.2 The MER's which apply to GBR Horses and Competitors for entry in CI's and CIO's are set out in the table under Article 520 in Annex 2 to these Rules. There are also some additional requirements, for GBR Youth Competitors, in paragraph 2.9.4.3 below.

In the Annex 2 table, the FEI MER's are shown in green and the NF MER's for GBR Competitors are in blue. In some cases, the FEI and the GBR requirements separately involve 'multiple' qualifying rounds (e.g. 2XMER or 1MER plus 1MER) and some involve only 'single' requirements.

Both FEI and GBR NF Rules provide that where 'multiple' MER's are required, one cross country round, but no more than one overall, can be achieved incurring 20 penalties at the obstacles on the Cross Country, ('a 20 penalty round').

Thus,

- where 'multiple' MER's are required by the FEI, a Competitor may satisfy one of these 'multiple' requirements by relying on 'a 20 penalty round' as a qualifying round.

Alternatively, i.e. not additionally,

- where 'multiple' MER's are required by the GBR NF, a Competitor may satisfy one of these 'multiple' requirements by relying on 'a 20 penalty round' as a qualifying round.

For the avoidance of doubt, a Competitor may not rely on more than one '20 penalty round' to fulfil 'multiple' MER requirements at any given level. All 'single' requirements can only be fulfilled by clear rounds at the obstacles on the cross country.

By way of examples

- If both the FEI (green) and the NF (blue) require 'multiple' MER's, only one of these, either FEI or GBR NF, may be achieved incurring 20 jumping penalties on

the cross country; all remaining requirements, whether ‘multiple’ or ‘single’, must be clear jumping cross country.

- if either the FEI (green) or the GBR NF (blue) require ‘multiple’ MER’s, and the other has only a ‘single’ requirement, it is only one of the ‘multiple’ requirements which may be achieved incurring 20 jumping penalties on the cross country; all remaining requirements must be clear jumping cross country.

2.9.4.3 GBR Youth Requirements for International Classes

- All Competitors who are in the year of their 18th birthday, or younger, who wish to enter CIC or CCI classes must achieve the relevant MER’s as a combination.
- Any Competitor who is in the year of their 18th birthday, or younger, may only enter a ~~{CIC** or} CCI**~~ **CI** or CI***** with an Exemption. (Rule 2.9.3.5)
- Any Competitor who is in the year of their 16th birthday or younger may only enter a CI* class with an Exemption. (Rule 2.9.3.5)

2.9.5 The table below shows all MERs (**please see rule 2.9.3.1**) and related information for National classes:

CLASS	HORSE	COMPETITOR
BE80(T) <i>There is no obligation to move out of BE80</i>	Grade 4. Full Members/Half Season Ticket or Training Day Passes. 5 years old and above. Except: From 1st May 4 year old Horses may compete up to 4 times in a combination of BE80 and BE Young Horse qualifying Events. At least 137cms height.	Full Members or Day Pass Members with Training Passes. Competitors who have completed an Advanced, 2*, 3* or 4* competition prior to ballot date in the current season, or in the two immediately previous seasons, may only take part HC.
BE90 <i>There is no obligation to move out of BE90</i>	Grade 4. Full Season/Half Season Ticket or Day Passes. 5 years old and above. Except; from 1st May 4 year-old Horses may compete up to 4 times in a combination of BE80 and BE Young Horse qualifying Events. At least 142cms height.	Full Members or Day Pass Members with Day Passes. Competitors who have completed an Advanced, 3* or 4* competition prior to ballot date in the current season, or in the two immediately previous seasons, may only take part HC.
BE90 OPEN <i>BE90 standard</i>	All Grades. Full Season/Half Season Ticket or Day Passes. At least 142cms height.	Full Members or Day Pass Members with Day Passes.
BE90PC <i>BE90 standard for Pony Club Members</i>	All Grades. Full Season/Half Season Ticket or Club/Day Passes. At least 142cms height.	Full Members or Day Pass Members with Day / Club Passes.

CLASS	HORSE	COMPETITOR
BE100 <i>There is no obligation to move out of BE100</i>	Grade 4. Full Season/Half Season Ticket or Day Passes. 5 years old and above. At least 142cms height.	Full Members or Day Pass Members with Day Passes. Must have completed 2 MERs at BE90. If in the year of 12th or 13th birthday; must have completed 2 BE90 competitions as a combination each with no more than 50 dressage penalties, no more than 12 SJ penalties, 0 cross country jumping penalties and no more than 30 cross country time penalties.
BE100 OPEN <i>BE100 standard</i>	All Grades. Full Season/Half Season Ticket or Day Passes. 5 years old and above. At least 142cms height.	Full Members or Day Pass Members with Day Passes MERs as for BE100.
BE100 OPEN UNDER 18 (BE100 Ou18) <i>There is no obligation to move out of BE100</i>	All Grades. Full Season/Half Season Ticket or Day Passes. 5 years old and above. At least 142cms height.	Full Members or Day Pass Members with Day Passes in year of 18th birthday and under. MERs as for BE100. All combinations must be registered on to the u18 programme.
BE100PC <i>BE100 standard for Pony Club Members</i>	All Grades. Full Season/Half Season Ticket or Club/Day Passes. 5 years old and above. At least 142cms height.	Full Members or Day Pass Members with Day / Club Passes MERs as for BE100.
BE100 THREE DAY EVENTS	See Annex 5.	See Annex 5.
BE100 PLUS <i>Dressage Novice standard. SJ BE100 Plus standard. XC BE100 standard & speed.</i>	Grade 3 & 4. Full Season/Half Season Ticket or Day Passes. 5 years old and above. At least 142cms height.	Full Members or Day Pass Members with Day Passes. MERs as for BE100.
BE105 <i>Dressage Novice standard.</i>	Grade 3 & 4: All Grades. Full Season/Half Season Ticket or Day Passes. 5 years old and above. At least 142cms height.	Full Members or Day Pass Members with Day Passes. Must have completed 2 MERs at BE100 / BE100 PLUS. If in year of 16th birthday or younger; must have completed as a combination 2 MERs @ BE100 / BE100 Plus

CLASS	HORSE	COMPETITOR`
INTERMEDIATE NOVICE (IN) <i>Dressage Intermediate standard.</i> <i>SJ Intermediate Novice standard.</i> <i>XC Novice standard and speed.</i>	All Grades Full Season/Half Season Ticket or Day Passes. 5 years old and above. At least 142cms height.	Full Members or Day Pass Members with Day Passes. MERs as for Novice.
INTERMEDIATE (I)	Grade 2, 3 & 4. Full Season/Half Season Ticket. Must have completed 5 Novice classes (incl. HC) clear jumping X/C with no more than 16 Show Jumping penalties at obstacles. 5 years old and above for one day Events. 7 years old and above for Intermediate Championships. At least 142cms height.	Full Members only. Must have completed 5 MERs at Novice (incl. HC) or C11*. Unless qualified to ride at Advanced level a Competitor competing at this level for the first time must, with that Horse, first complete 1 MER at Novice (Incl. HC) or 1*. If in year of 16th birthday or younger; may only enter with an exemption per Rule 2.9.3.5 and must have completed, as a combination 5 MERs at Novice (Incl. HC) or 1* AND 1 MER at Olu21.
OPEN INTERMEDIATE (OI) <i>Intermediate standard</i>	All grades. Full Season/Half Season Ticket. Must have achieved 5 clear XC rounds at Novice (incl. HC) with no more than 16 Show Jumping penalties. 5 years old and above. At least 142cms height.	MERs as for Intermediate.
OPEN INTERMEDIATE UNDER 21 (Olu21)	All grades. Full Season/Half Season Ticket. Must have achieved 5 clear Cross Country rounds at Novice (incl. HC) with no more than 16 Show Jumping penalties. 5 years old and above. At least 142cms height.	Full Members only in the year of their 21st birthday and under. MERs as for Intermediate. If in year of 16th birthday or younger may only enter with exemption per Rule 2.9.3.5 and must have completed as a combination 5 MERs at Novice (incl. HC) or C11*.
ADVANCED INTERMEDIATE (AI) <i>Dressage Advanced or Advanced.</i> <i>SJ Advanced standard.</i> <i>XC Intermediate standard and speed.</i>	All Grades. Full Season/Half Season Ticket. Must have achieved 5 clear XC jumping rounds with no more than 16 show jumping penalties at Novice (incl. HC) prior to Ballot Date. 5 years old and above. At least 142cms height.	Full Members only; in year of their 17th birthday or older. Must have completed 5 MERs at Novice (incl. HC) or C11*. Unless qualified to ride at Advanced Level, a Competitor competing at this level on a Horse for the first time must, with that Horse, first complete 1 MER at Novice
ADVANCED (A)	All Grades. Full Season/Half Season Ticket. 5 clear XC jumping rounds with no more than 16 show jumping penalties at Intermediate (incl. HC) prior to Ballot Date and completed a CIC2* or CCI2* with a qualifying result consistent with FEI Rules. Alternatively those Horses that are qualified for CIC3* automatically become qualified. 7 years old and above. At least 142cms height.	Full Members only; in year of their 17th birthday or older. Must have completed 5 MERs at Intermediate (incl. HC). A Competitor competing at this level on a Horse for the first time must, with that Horse, first complete 1 MER at Intermediate.

CLASS	HORSE	COMPETITOR
NOVICE (N)	Grade 3 & 4. Full Season/Half Season Ticket or Day Passes. 5 years old and above. At least 142cms height.	Full Members or Day Pass Members with Day Passes. Must have completed 3 MERs at BE100 / BE100 PLUS / BE105 * If in year of 16th birthday or younger; must have completed as a combination 3 MERs at BE100 / BE100 PLUS / BE105 * and also must have completed as a combination 1 MER at N u18 or PT. * 1 MER may have been achieved at the PC100 Eventing Championship in the current or preceding season
OPEN NOVICE (ON)	All Grades. Full Season/Half Season Ticket or Day Passes. 5 years old and above. At least 142cms height.	Full Members or Day Pass Members with Day Passes. MERs as for Novice.
OPEN NOVICE UNDER 18 (ONu18)	All Grades. Full Season/Half Season Ticket or Day Passes. 6 years old and above. Horses may be any grade to compete in N u18 classes, but in order to be eligible for the Regional Team Championships must not have completed an Advanced, CIC3*, CCI3*, CCI4* in the current year. At least 142cms height.	Full Members or Day Pass Members with Day Passes in the year of 18th birthday or under. All combinations must be registered on to the u 18 Programme. Must have completed 3 MERs at BE100 / BE100 PLUS / BE105 * If in year of 16th birthday or younger; must have completed as a combination 3 MERs at BE100 / BE100 PLUS / BE105 * * 1 MER may have been achieved at the PC100 Eventing Championship in the current or preceding season
PONY OPEN NOVICE (PON)	All Grades. Ponies must be 6 years old and above. Full Season/Half Season Ticket or Day Passes. Height: see Rule 2.9.3.3	Full Members or Day Pass Members with Day Passes. Must have been accepted onto and meet the criteria of the Pony Programme. Please see Rule 2.8.2. MERs as for Novice.
PONY TRIALS (PT) <i>Novice standard.</i>	All Grades. Ponies must be 6 years old and above. Full Season/Half Season Ticket or Day Passes. Pony Trials are run under a combination of BE and FEI rules as outlined in the Pony Programme. Height: see Rule 2.9.3.3	Full Members or Day Pass Members with Day Passes. Must have been accepted onto and meet the criteria of the Pony Programme. MERs as for Novice. Note: Clear rounds on Ponies DO NOT count as qualifications for horses.

CHAPTER 3 EVENT OFFICIALS; BE TEAM DUTIES; DISCIPLINARY SANCTIONS

- 3.1 The **Organiser** of an Event is the person or company who has contracted with BE in an Affiliation Agreement to organise a BE Event and to run specified classes at that Event. The Organiser has financial responsibility for the Event, appoints all officials except the BE team, and, in consultation with the appointed Health and Safety Steward and the BE Steward, is responsible for ensuring that the Event reflects the BE Health and Safety Guidelines. The Organiser may refuse any entry to an Event.
- 3.2 The **Entries Secretary** will normally handle all aspects of entries, withdrawals and other administration. A separate secretary who will handle stabling may also be named in the Schedule.
- 3.3 The **Event Secretary** will handle all secretarial administration on the days of the Event, including on-going entries matters, distribution of numbers, collection of start fees and the multitude of queries which arise over a day.
- 3.4 The **Health and Safety Steward** is appointed by the Organiser to advise the Organiser on all aspects of Health and Safety. He must be independent of the Organiser or Organising Committee.
- 3.5 The **Medical Team**. The Organiser will appoint at least one Event Doctor who will lead the medical team. Details of all medical matters are set out in Chapter 9 of these Rules.
- 3.6 The **Veterinary Team**. The Organiser will appoint at least one Veterinary Officer who will lead the veterinary team. Details of all veterinary matters are set out in Chapter 10 of these Rules.
- 3.7 The **BE Team**
- 3.7.1 The BE Team, appointed by the Chief Executive, comprises:
- The **BE Steward**, who is the official representative of BE at the Event.
 - The **BE Technical Adviser**, who has particular responsibility for all technical matters and shares with the BE Steward responsibility for the interpretation and application of the BE Rules and Guidelines.
 - The **BE Scorer**, who is responsible for production of the timetable, overall scoring and production of results.
 - The **BE Regional Coordinator**, who is employed by BE to oversee the continuance of existing Events, establishment of new Events and subsequent conduct of Events within a geographical region specified by BE.
- 3.7.2 The **duties** to be carried out by the Steward in conjunction with the Technical Adviser and where appropriate, in consultation with the Organiser and other relevant officials, include:
- Ensuring that proper arrangements have been made for acceptance of the appropriate number of entries, the running and judging of each phase, the time-keeping, the scoring and health and safety matters which includes arrangements for dealing with unforeseen eventualities and other incidents.
 - Approving show jumping and cross country courses before they are open to

- competitors and such alterations as may be necessary throughout the Event.
- Adjudicating upon all discretionary issues, protests and objections.
- Approving any changes to the published schedule including cancellation or abandonment; which may be necessary for the efficient and safe running of the Event.
- Ensuring that the Event is conducted throughout in accordance with these Rules, including handling all disciplinary issues and other material Incidents arising in connection with the Event.

3.8 Discipline (including Appeals), Event Incidents, Rider Referrals, Horse Falls

3.8.1 Disciplinary Sanctions.

If the BE Steward, in consultation with the Technical Adviser, is satisfied that any Member, any person taking part in the Event, or a person connected in any way with a Member, has acted in breach of, or is not complying with, these Rules, he has the authority under these Rules to impose one or more of the following sanctions:

- 3.8.1.1 The withdrawal or retirement of the Horse and Competitor;
- 3.8.1.2 A Caution;
- 3.8.1.3 The addition of 10 penalties to the score of a combination for unacceptable conduct by the Competitor;
- 3.8.1.4 The addition of 25 penalties to the score of a combination for dangerous riding;
- 3.8.1.5 Elimination of the Horse and Competitor;
- 3.8.1.6 Disqualification of the Competitor from further participation in any classes, National or International, at the Event.
- 3.8.1.7 A fine of up to £500;
- 3.8.1.8 Alternatively, or in addition to any of the above, the Steward may refer the matter to the Chief Executive.

3.8.2 BE Discipline Recording

All Disciplinary Sanctions will be recorded on the named person's record.

3.8.2.1 BE Disciplinary List.

Disciplinary Sanctions will be shown on this list for a period of at least 12 months. **The named person will be notified.** Entries on this list will be published by BE from time to time. Details of the List entry will be made available to the person named on written request to the BE Office.

3.8.2.2 The BE Incident Log

The BE Steward, in consultation with the TA, has authority under these Rules to record in the Event Incident Log any conduct of, or circumstances involving, a Member, any person taking part in the Event, or a person connected in any way

with a Member, which, though not appropriate for a Disciplinary Sanction, may have given cause for concern. The Log is an internal document which will be made available to BE Officials and others as necessary. The person concerned will always be told, by the BE Steward or Technical Adviser that they are to be added to the Log and of the reasons why. Details of the Log entry will be made available to the person named on written request to the BE office.

3.8.3 FEI Discipline

All Yellow Warning Cards/Sanctions issued by the FEI will be recorded on the BE Discipline/Incident lists as appropriate.

3.8.4 Rider Referrals

If a Competitor's riding has given cause for concern and the BE Steward or Technical Adviser consider that the Competitor may benefit from additional advice and/or training, they may refer the Competitor, via the Event Incident Log, to the Chairman of the Risk Management Committee. After discussion with the Competitor, the Chairman will decide whether coaching sessions and/or assessments with a specifically appointed senior BE coach are necessary.

If at any time the Risk Management Committee Chairman has on-going concerns he may refer the matter to the Chief Executive who may, inter alia, prevent the Competitor entering further BE competitions until those concerns are resolved.

3.8.5 Horse Fall Protocol

BE has in place a Horse Fall Protocol for tracking and responding to recurrent Horse falls. Full details of the Protocol, which forms part of these Rules, can be obtained from the BE office.

The BE Risk Management Coordinator will investigate any Horse which has two falls in a 12 month period and, in conjunction with the owner and rider, seek to ascertain the reason for the falls and steps which may be needed to prevent further falls.

Any Horse which falls three times in a 24 month period will be automatically suspended pending investigation involving the Chairman of the Risk Management Committee and a member of the Cross Country Advisory Committee.

If at any time the BE Risk Management Coordinator has on-going cause for concern, he may refer the matter to the Chief Executive.

3.8.6 The Disciplinary Powers of the Chief Executive

3.8.6.1 In circumstances where

- a Member is referred to the Chief Executive by a BE Steward under Rule 3.8.1.8, or
- more than one disciplinary sanction is imposed on a Member within a period of 12 months, or
- a Member is named on the Event Incident List more than once in a period of 12 months, or
- the Chief Executive is satisfied, after enquiry if necessary, that any Member, or

any person taking part in an Event, or a person connected in any way with a Member, has acted in breach of, or has not complied with, these Rules, the Chief Executive may either

- impose any one or more of the sanctions set out in Rules 3.8.1.1 to 3.8.1.7, or
- increase or add to any such sanction already imposed, subject always to the limits of those Rules or
- refer the matter to the Disciplinary Chairman.

3.8.6.2 Where it appears to the Chief Executive, whether by way of a reference from the BE Steward or otherwise, and irrespective of any other disciplinary sanction which may have been imposed, that there has been a serious breach of these Rules, he may suspend the Member concerned from participation in any Event, with immediate effect.

The Chief Executive must give prompt notice of the suspension to the Member concerned and to the Disciplinary Chairman. Within seven days of being informed of the suspension, the Member concerned may apply to the Disciplinary Chairman, by written notice to the Chief Executive, to discharge or vary the suspension (see Rule 3.8.8.3).

3.8.7 Appeals from BE Steward and/or the Chief Executive

An appeal may be made to the Disciplinary Chairman against any sanction imposed by the BE Steward under Rule 3.8.1 or by the Chief Executive under Rule 3.8.6.1. Such appeal must be made, within five working days of the decision appealed against, in writing to the Chief Executive and must be accompanied by a fee of £100.

3.8.8 The Disciplinary Chairman and Panel

3.8.8.1 The Disciplinary Chairman must have legal qualifications and shall be appointed by the Board to carry out the duties set out below. If the need arises, the Chairman of the Board may appoint an Alternate Disciplinary Chairman for any particular case. That Alternate will have all powers and duties of the Disciplinary Chairman for the case on which he is appointed, unless otherwise limited by the terms of the appointment.

3.8.8.2 On a reference by the Chief Executive under Rule 3.8.6.1, or on an appeal under Rule 3.8.7 the Disciplinary Chairman may either

- deal with the matter himself, or
- appoint a Disciplinary Panel, consisting of himself and at least two other members, to adjudicate on the matter.

If an affected party fails to take part in the disciplinary process, the process may nonetheless be continued to its conclusion.

3.8.8.3 On notice of any application to set aside a suspension by the Chief Executive under Rule 3.8.6.2, the Disciplinary Chairman may

- confirm, vary or annul the suspension, and,
- if appropriate, appoint a Disciplinary Panel, consisting of himself and at least two other members, to adjudicate on the matter.

3.8.8.4 On any of the matters to be dealt with by him, the Disciplinary Chairman will

decide on the procedure which is appropriate to achieve a fair resolution of the matter in question.

3.8.8.5 The Disciplinary Chairman, or an appointed Disciplinary Panel, may impose all or any of the following sanctions;

- the sanctions which could have been imposed by the BE Steward
- disqualification of the horse and/or rider from any Event which is the subject of the disciplinary matter.
- suspension of the horse and/or rider and/or any other connected person for a period of up to three years.
- a fine of up to £2,000
- suspension from membership of BE for a period of up to three years
- expulsion from membership of BE.

In addition, the Disciplinary Chairman, or a Disciplinary Panel, as appropriate, may make such orders for payment of costs, both as to amount and payment terms.

3.8.9 Appeals from the Disciplinary Chairman or Panel.

An appeal may be made to the BEF Appeal Panel, in accordance with the BEF Appeal Rules, against any decision of the Disciplinary Chairman or Panel.

3.8.10 Complaints. BE has an established Complaints Policy and Procedure, details of which are on the website or a copy may be obtained from the BE Office.

3.8.11 Cross Discipline Suspensions. If a member is suspended by another member body of the British Equestrian Federation, that member will automatically be suspended from British Eventing on the same terms.

3.8.12 FEI Suspensions. If a member is suspended by the FEI, that member will automatically be suspended from British Eventing on the same terms.

OVERLOADING YOUR HORSEBOX? UPGRADING COULD BE THE ANSWER



SvTech Ltd can upgrade most lightweight horseboxes by up to 400kg, ensuring you can carry two horses safely and legally. Within licence restrictions, we are able to upgrade some 7,500kg to 8,000kg. This provides vital payload capability when carrying an extra horse and/or tack and offers peace of mind for the owner. SvTech has carried out extensive work and testing on lightweight models and has covered upgrades for most lightweight vehicles.



If you're unsure, or don't believe that you need to upgrade your lightweight horsebox, try taking it to a public weighbridge when you're fully loaded with your horses, tack, passenger, hay, etc and weigh off each side individually and the vehicle as a whole. There could be a distinct chance that you've overloaded one of the sides, even if you're within the GVW. If there is a problem, we can help.



If you know your unladen weights, try using SvTech's free Load Distribution Programme, available on PCs, tablets and phones at www.svtech.co.uk/lda because this will help you stay safely within your GVW and axle weights.

SvTech, by invitation, will also visit your local Equestrian Centre or show to offer free weight checks to horsebox users.

Call SvTech on 01772 821800 to discuss your requirements.

SvTech
Special Vehicle Technology

Chandler House, Talbot Road,
Leyland, Lancs PR25 2ZF

www.svtech.co.uk

CHAPTER 4 THE ENTRIES PROCESS INCLUDING BALLOTING; WITHDRAWALS AND REFUNDS; CANCELLATION AND ABANDONMENT

- 4.1 Event Information.** All necessary information about each Event is in **British Eventing Life**, the official BE magazine, and on the **BE website**. Some Events, and some Entries Secretaries, also have their own websites. All of these sites, which usually contain links to each other, will be updated during the run-up to an Event and Competitors should keep a regular eye on them. They, and the telephone Hotline should always be checked before leaving for an Event.
- Each Event Schedule** will include a lot of relevant information, including:
- 4.1.1** The names and contact details of the **Organiser(s)** and the **Entries Secretary**. See Rules 3.1 and 3.2.
- 4.1.2** **The Classes**, including special classes or qualifiers, and the day(s) when they will run.
- 4.1.3** **The Fees** (See also Annex 1)
- **Entry Fee** for each class, which must be paid when entering (VAT receipts are available on request).
 - **Starting Fee.** This is payable before competing and is normally paid on collection of numbers. It is refundable if the Competitor does not start the dressage.
 - **The Abandonment Insurance Premium.** This insurance cost, which pays for the refund of Entry Fees in the event of cancellation or abandonment, is a mandatory element of the Entry cost.
- 4.1.4** **The Opening Date for Entries** is usually 5-6 weeks before the Event. No advantage will be gained by entering before this date. See Rule 4.4.1.
- 4.1.5** **The Ballot Date**, usually 18-21 days before the Event or 25-28 days if the Event balloted the previous year, and the **Ballot Period**. See Rule 4.4.
- 4.1.6** **The Late Entry Surcharge Date.** Any time after Ballot Date, when a £10 surcharge (plus VAT if applicable) may be charged, at the Organiser's discretion.
- 4.1.7** **The Event Refund Policy.** This important information can vary between Events. See Rule 4.11.
- 4.1.8** **The Entry Amendment Withdrawal Date.** All information on withdrawals and changes to entries should be notified by this date to help in the preparation of Competitors' starting times. See Rule 4.8.
- 4.1.9** **The Starting Times** information includes details of publication. See Rule 4.8.
- 4.1.10** **Stabling arrangements**, including information on refunds on withdrawal and abandonment.
- 4.2** **Entries** should be made in accordance with the information in the Schedule, preferably online with payment in full by card. Incorrect entries may be rejected. No entries will be accepted without payment. A paper entry can be made using a

form, available from BE or downloaded from the BE website, with payment in full by cheque.

- 4.2.1** **Double Entries** enable a Competitor to enter two Horses in the same class, although only one is to compete. The Entry Fee for the second entry is £10 (+ VAT if applicable). One of the entries must be withdrawn no less than 7 days before the Event starts.
- 4.2.2** **Multiple Entries; Arrangements and Limitations**
- Competitors entering more than one Horse in an Event may state with their entry the order in which they wish to ride them, which will be complied with where possible, and the preferred order of priority on a ballot. Where no preference is expressed, the Organiser's decision is final.
 - The Organiser may reduce the number of Horses ridden by any Competitor because of timetabling constraints.
 - No Competitor may ride more than 5 Horses in the cross country phase in one day.
- 4.2.3** **Hors Concours (HC)**
- Horses may only take part in a Class which is lower than their actual Grade by running HC.
 - A Horse may not take part HC in a class for which it is eligible unless its Competitor is over-qualified for the Class.
 - No Horse or Competitor may take part HC in a class for which either is under qualified.
 - HC Competitors are bound by the same rules as other Competitors in the Class. Although neither prizes nor points will be awarded, qualifications for other competitions may sometimes be earned by both Horse and Competitor.
 - Competitors are responsible for advising that an entry is HC. Such entries will be marked HC on the scoreboard and in the Programme when possible.
- 4.2.4** **Inducement to compete.** No Member shall offer or receive any form of inducement that is not available to all Competitors to enter or compete in any National Event unless the Chief Executive permits otherwise.
- 4.3** **Competitor limits**
The maximum number of entries which may be accepted by Events from the point of sectioning onwards, which reduces according to the number of course changes, is set out in the table below:

Course Changes	Maximum number of entries per day	
	Before BST and after 30th September	After BST and before 30th Septembe
0,1,2	258	300
3	248	290
4	238	280
5	228	270
6	218	260

Unless the Regional Coordinator permits otherwise, the maximum permitted number of Competitors per section is 42.

4.4 Acceptance of Entries and Balloting

4.4.1 Website Listing. All Events will list entries on the relevant website after the Opening date but this does not constitute acceptance. No entries are accepted before Ballot Date.

4.4.2 Events which are not oversubscribed at Ballot Date;

- Will normally accept all entries already received at this stage, subject to the Organiser's power to refuse an entry.
- Will notify Competitors of acceptance of their entry by letter, email or on the Event/entries website.
- May continue to accept entries for all or some sections as notified on the website.
- May run a wait list for sections (see Rule 4.5 and 4.6) which reach their limit.

4.4.3 Over-subscribed Events; 'Balloting'. If an Event is oversubscribed at the Ballot Date, at 12 noon on the Ballot Date the Entries Secretary will close all oversubscribed classes to further entries and will wait-list or ballot out surplus entries. Balloted entries which are not wait-listed will receive full refunds. (see Rule 4.11.3)

4.4.3.1 Ballot Numbers. Each Horse Season or Half-Season Ticket is issued with Ballot Numbers for each specified ballot period during the season plus two Super Ballot Numbers for use during that season. Members of the Armed Forces or dependants serving overseas may be issued with Super Ballot Numbers to enable them to compete when otherwise they might not be able to do so. The terms of use for Ballot Numbers are:

- If an entry is withdrawn before Ballot Date, the Ballot Number can be re-used.
- If an entry is withdrawn after Ballot Date or the Event is cancelled or abandoned, the Ballot Number cannot be reused.
- If an entry using a monthly Ballot Number is balloted, that Ballot Number is replaced with a Super Ballot Number.
- If an entry using a Super Ballot Number is balloted, that Super Ballot Number can be re-used and an additional one will be issued.
- In the case of abandonment, Super Ballot Numbers can be re-used for future entry.

4.4.3.2 Priority of Classes on Balloting

- Organisers are to accept as many Advanced and Intermediate class entries as possible. If numbers in these classes nonetheless have to be limited, this should be done first in consultation with the National Selectors and then by rejecting entries from multiple Competitors in those classes e.g. rejecting their 5th entries, then 4th etc. from all Competitors in the class, then following normal balloting rules as below.
- International class entries take precedence over National class entries at the same level.
- Organisers who have agreed to run qualifier classes for the Championships listed in Annex 6 must give priority to these classes.
- Subject to the above, Organisers must give priority to higher classes, if necessary by rejecting whole lower level classes. This rule should however be implemented in consultation with the BE Regional Coordinator so as to take practical account of entry numbers in the various classes in the region.

4.4.3.3 Priority of Entries on Balloting

If any classes below Intermediate level are over-subscribed, Organisers must restrict the number of Horses ridden across country by one Competitor to three in one day. Subject to this, entries are to be accepted in the following order:

- Entries from Regional Final Competitors (where applicable);
- Entries from Full Members using Super Ballot Numbers.
- Entries from Full Members using Ballot Numbers, up to two entries per Competitor;
- Entries from Members which the Organiser specially wishes to accept;
- Entries from Full Members using a Ballot Number giving a third entry per Competitor;
- Entries from Full Members without Ballot Numbers, giving up to one entry per Competitor;
- Entries from Full Members without Ballot Numbers, giving a second or third entry per Competitor;
- Entries from Pass Competitors on Season Ticket Horses using a Ballot Number;
- Entries from Full Members on Horse Passes or Entries from Pass Competitors on Season Ticket Horses without a Ballot Number;
- Pass Competitors on Horse Passes;
- Incomplete or incorrectly submitted entries;
- Unpaid entries.

4.5 Sectioning: Class Changes

4.5.1 The exact timing of when entries are organised into sections will depend on various factors including numbers of entries for each class:

- An Event which ballots will normally section at or shortly after ballot date.
- An Event which continues to take entries will usually delay sectioning until entry numbers become clearer.

4.5.2 If an Event receives insufficient entries to make a class viable, the Organiser may cancel the class.

4.5.3 Organisers are entitled to transfer entries between comparable classes, e.g. into an open class, if this will assist the viability of an Event. Any Competitor who does not agree to such a move is entitled to a full refund if no alternative is available.

4.5.4 As far as reasonably possible, Organisers who have to re-organise classes and/or entries should take account of the principles of the balloting procedure.

4.5.5 A Competitor who wishes to change classes (for whatever reason) may do so with the permission of the Organiser. The combination must comply with all relevant MERs. The class change will be treated as a new entry for all purposes, including the balloting and withdrawal processes, and, for the avoidance of doubt, the combination will retain no priority which they may have obtained from their previous entry. If an Organiser accepts a class change request and the combination competes, credit will be given for the original entry fee against the new entry fee.

4.6 Wait Lists

- If an Event ballots, a wait list (restricted at any one time to 15% of the number of places in a class) showing an appropriate number of entries in order of intended acceptance must be published. Entries to oversubscribed classes will be accepted in the published order unless an Organiser has an entry that they specifically wish to accept, or unless there are other practical considerations which make it sensible to accept them in some other order.
- No entry will be wait-listed who has stated with their entry that they do not want to be wait-listed.
- Where an Event does not ballot but classes become full and are closed after Ballot Date, any wait list which is held must be published as above.
- Wait-listed entries who withdraw from the wait list before their entry is accepted

- must receive a full refund, including the Abandonment Insurance Premium.
- Wait-listed entries will be notified (in person or via the Event's website) when their entry has been accepted. Wait-listed entries, once accepted, are subject to the same withdrawal rules as accepted entries except that wait-listed entries notified of acceptance within 48 hours of their dressage time who are unable to compete may withdraw their entry and receive a full refund, including the Abandonment Insurance Premium.
- Unsuccessful wait-listed entries will be refunded in full and Tickets classed as unused. If they entered before Ballot Date using a Ballot Number then the Ballot Number becomes a Super Ballot Number.

4.7 Substitutions and Alteration of Entry

- Prior to the Event, the Organiser may accept a written request for the substitution of either Horse or Competitor, but not both (because this would constitute a new entry), or for a change of section or class.
- During the Event, such changes may only be made with the permission of the BE Steward.
- A fee of £10 (plus VAT if applicable) together with any balance of Entry Fee payable is payable if the request is accepted.
- If the class is oversubscribed/had balloted, the replacement Horse must use the same type of Ballot Number as the replaced Horse.
- All substitutions and changes must be shown on the scoreboard.
- A request for a class change must be refused if it would result in oversubscription in the Class requested, or the replacement Competitor riding more than 5 Horses in the day.

4.8 Start Times

- Start Times for each combination will be made available as indicated in the Schedule and will also be posted at the Event Secretary's office during the event. Where possible, but in their discretion, when preparing Start Times Scorers will try to accommodate specific timing requests.
- Start Times must always provide for each Horse to have an interval of at least 30 minutes between finishing one phase and starting the next. If Show Jumping is the final phase, the interval must be at least 60 minutes. These intervals may be reduced only in exceptional circumstances by the direction of the BE Steward in conjunction with the TA and the Organiser.
- If, in exceptional circumstances, the published Start Times have to be amended, steps will be taken by all reasonable means to notify all Competitors and Officials potentially affected.
- Preparation of the Start Times, usually started some two days before publication, is a very important time for the Event Organiser's team. The efficient organisation of the Event day(s) is helped significantly if all withdrawals and changes are notified by this time at the very latest. Some Events may choose to reflect this in their refunds policy as much more work is involved in re-organising times and dealing with late entries after this date.
- Competitors must be prepared to start each phase at their published times. Any Competitor ready to start any phase ahead of these times may do so at the discretion of the starter of that phase but must be within the time-frame of the particular section.
- Any Competitor who withdraws during an Event must notify this to the Secretary straightaway.

4.9 Withdrawals. Accepted entries are assumed to be competing unless they withdraw by notifying the Entries Secretary in writing by letter, card, email or fax. During the Event, entrants must withdraw by notifying the Event Secretary. **Withdrawals are final and may not be retracted.**

4.10 No Shows. Failure to start in a competition without giving notice of withdrawal constitutes a No Show and will be marked as such on the results. Such conduct is an abuse of the system, is unfair to Organisers and other Members and is a breach of these Rules. No Shows will be closely monitored and investigated by BE and offenders may be disciplined by fine and/or suspension.

4.11 Refunds for Withdrawn Entries

4.11.1 The Refund Policy published in the Event Schedule must state as clearly as possible the circumstances when refunds will be given to entrants who have to withdraw. Whilst Events must offer terms no less beneficial to Competitors than the minimum set out below, Organisers are entitled to offer terms more beneficial to Competitors if they wish to do so. Refund Policies may well therefore differ significantly between Events and Competitors are encouraged to consider these carefully when entering Events. **Entries made pending qualifications will be subject to the Minimum Refund Policy.**

4.11.2 Minimum Refund Policy

- Entries which are properly withdrawn before Ballot Date are entitled to a full refund of Entry Fee and Abandonment Premium; Ballot Numbers will be re-usable.
- Entries made before Ballot Date which have been accepted but which are properly withdrawn after that date and which are replaced by the Organiser will be refunded their Abandonment Premium and Entry Fee less £12 admin fee, plus VAT where applicable.
- Entries made after the Ballot Date will not be refunded on withdrawal. Where, nonetheless, full or partial repayments are made, they will be accompanied by the Abandonment Premium in full.
- Refunds arrangements for balloted but non-wait listed Horses and for unsuccessful, or withdrawn, wait-listed Horses are dealt with in Rule 4.4.3 and Rule 4.6 respectively.

4.11.3 In the absence of exceptional circumstances, **refunds will be processed** within 14 days of

- Ballot Date or
- final non-acceptance or withdrawal as appropriate.

4.12 Cancellation or Abandonment

- Where an Event is cancelled or abandoned for reasons covered under the Abandonment Insurance, the Entry Fee is refunded but not the Abandonment Premium.
- Where an Event is cancelled or abandoned for reasons not covered under the Abandonment Insurance:
 - If the Organiser or Landowner is responsible, the Organiser must repay Entry Fees and Abandonment Premiums.
 - If neither the Organisers nor the Landowner is responsible, Entry Fees and Abandonment Premiums will be repaid only if recovered from a responsible third party.
- Where a Competitor has changed class and has paid the additional Entry Fee but no additional Abandonment Premium, then only the original Entry Fee is refunded.
- If any Section of an Event is cancelled or abandoned, then Entry Fees for all entries (including withdrawn entries) will be refunded. However, if 15 Horses in the section have started cross country (where this is the final phase), then points and prizes will be awarded to those Horses and refunds will be made to the Competitors who were not able to start the cross country.
- Refunds of starting, stabling and late entry fees are at the Organiser's discretion.

CHAPTER 5 THE COMPETITION: GENERAL GUIDANCE AND RULES OF PARTICIPATION

This Chapter 5 identifies key requirements and obligations for Competitors participating in an Event. Chapter 6 sets out the rules relating to each individual phase. Rule 3.8 sets out the sanctions for non-compliance.

- 5.1 Eligibility and Fitness.** Competitors must ensure that both they and the Horse they ride:
- Are eligible, and competent, to compete appropriately in the class which they have entered; and
 - Are fit enough to do so.
- 5.2 Safety.** Competitors must ensure their Horses are managed properly and safely throughout an event.
- 5.3 Officials,** many of whom are volunteers, are appointed to help the Event Organiser provide sport for the Competitors. Competitors must cooperate with them and comply with any reasonable order or direction given by an Official. Incivility or rudeness to an Official is a breach of the Rules and the Code of Conduct.
- 5.4 Reputation of the Sport.** Members must not act in a manner which is prejudicial to the integrity, proper conduct or good reputation of BE events or BE itself. Members should have this in mind at all times, including when using social media (see Rule 11.8).
- 5.5 Horse Welfare – Abuse of Horse.** Competitors must never ill-treat or abuse a Horse in any way whatsoever. The following are some examples of contact which can constitute abuse:
- **Use of the whip**
The use of a whip must be:
 - For a good reason, as an aid to encourage the Horse forward or as a reprimand. Use of the whip to vent a Competitor’s anger is excessive.
 - At an appropriate time, namely when the Horse is reluctant to go forward under normal aids of seat and legs or as a reprimand immediately after a Horse has been disobedient. Use after elimination is always excessive.
 - In the right place, namely down the shoulder or behind the leg but never overarm. Use on a Horse’s head, neck etc. is always excessive.
 - With appropriate severity. As a reprimand only. However; it should never be hit more than three times for any one incident. Use of a whip which causes injury, e.g. broken skin or a weal, is always excessive.
 - **Spurs.**
 - The use of spurs to reprimand a Horse is always abuse.
 - The use of a spur resulting in injury to a Horse is always excessive.
 - **The Bit.**
 - Use of the bit to reprimand a Horse is always abuse.
 - **Tired Horse.**
 - Riding an exhausted, lame or injured Horse or excessive pressing of a tired Horse constitutes abuse.
 - **Rapping** is abuse.

Get the Optimum Time

Whether for training or competition, there are no finer eventing watches

The Series 3. With updated functions to suit today's requirements, massive digits, audible alarm and bright colours
RRP £65.95



The Series 14B. With all our famous features PLUS super-sized digits, rechargeable battery and vibration alarm. Feel the difference!
RRP £99.95



**THE CHOICE OF CHAMPIONS
SINCE 1997**

Contact Optimum Time **01733 333324** or visit www.optimumtime.co.uk



- 5.6 **Dangerous Riding.** A Competitor who at any stage of the competition rides in a way which may adversely affect the safety of himself, his Horse or any third party to a greater extent than is inherent in the nature of the sport is guilty of dangerous riding and is therefore in breach of these Rules.

The following are some examples of conduct which may constitute dangerous riding:

- Riding out of control;
- Riding fences too fast for the fences in question;
- Riding fences too slowly for the fences in question. This can include jumping a fence when a Horse has slowed down so much, or come to a standstill, so that the loss of momentum will seriously reduce the prospects of the Horse jumping the fence safely.
- Repeatedly standing off fences too far;
- Riding the Horse with excessive force to the foot of the fence;
- Riding an unresponsive Horse;
- Repeatedly being ahead or behind the Horse movement when jumping;
- Riding without regard to these Rules.

- 5.7 **Unauthorised assistance.** Unauthorised assistance during any phase of the competition is forbidden.

The following activities are some examples of **unauthorised assistance**:

- Any outside help, whether solicited or not, by voice, sounds, signs or other indications designed to help a Competitor;
- Any tampering with obstacles, marker flags, string or any other part of the show jumping or cross country courses;
- Intentionally taking a lead from another Competitor in the cross country phase.

However;

- A Competitor who has fallen or dismounted may be assisted to catch his Horse, remount, or adjust saddlery and equipment;
- A whip, headgear or spectacles may be handed to a Competitor;

On the cross country course, fence judges are permitted to call out 'first' or 'second' refusal or to provide information whether jumping penalties have been incurred as the result of dislodging any part of a fence or its marker flags.

- 5.8 **Electronic and Other Devices.** Save with the permission of the Chief Executive, **or otherwise provided in these rules**, no receiving, recording, transmitting or monitoring device other than a watch may be used by a Competitor during any phase of an Event. **Earphones and/or other electronic communication devices are permitted during the dressage warm-up.**

- 5.9 **Pace.** Throughout the Event, Competitors are free to choose the pace at which they ride. They should, however, always take account of the requirements of each phase, the prevailing conditions and terrain, the fitness and ability of themselves and their Horse and all other factors which may be relevant to the welfare of both Horse and rider. On the cross country course, they must also have regard to and respect the class speed, the optimum and 'too fast' times.

Deliberately slowing down near the end of the cross country course to avoid time penalties is likely to incur a disciplinary sanction.

- 5.10 **Elimination.** Elimination from one phase precludes further participation in the competition. In certain, limited, circumstances, **but never after Elimination for a fall**, the BE Steward may give permission for the combination to continue on an eliminated basis.

5.11 **Dress and Saddlery.**

- 5.11.1 The detailed Rules for Dress and Saddlery are in Chapter 7 and Competitors must comply with these. These Rules are specific to Eventing and are not always the same as for other sports.
- 5.11.2 The BE Steward may at times, e.g. in extreme weather conditions allow variation of the Dress Rules in consultation with the relevant judges.
- 5.11.3 The Rules relating to Advertising and Logos on Competitors' Dress are in Rule 7.17 and those relating to Advertising and Logos on Saddlery are in Rule 7.20.
- 5.11.4 Competitors should note in particular that Horses may be warmed up with any saddlery which is permitted for any phase of the competition. (see Rule 7.19.8).

- 5.12 **Competitors' Times.** Competitors must be prepared to start each phase at their published times. Any Competitor who withdraws during an Event must notify this to the Secretary straight away. (See Rule 4.8).

- 5.13 **Medical Matters.** All medical matters are set out in detail in Chapter 9. The following matters covered in Chapter 9 are particularly important for Competitors and their support teams:

- **9.1 Medical Cards**
- **9.2 Rider Falls and Medical Checks**
- **9.3 Medical Suspensions**
- **9.4 Prohibited Substances, BEF and WADA Anti-Doping Rules**

- 5.14 **Veterinary Matters.** All veterinary matters are set out in detail in Chapter 10. The following matters covered in Chapter 10 are particularly important for Competitors and their support teams:

- **10.1 Passports**
- **10.2 Vaccinations in National Competitions**
- **10.3 Vaccinations in International Competitions**
- **10.4 BEF Equine Anti-Doping and Controlled Medication Rules (BEFAR)**

5.15 **Falls**

This Rule contains or cross-references various provisions relating to falls of Competitors and/or Horses.

- A Competitor is considered to have fallen when he is separated from his horse in such a way as to necessitate remounting.
- A Horse is deemed to have fallen when both its shoulder and its quarters have touched the ground, or the obstacle and the ground, simultaneously.
- Rules **6.1.10, 6.2.8, 6.3.11** and 9.2 set out Rules relating to Competitor **and Horse Falls** and Medical and Veterinary Checks.
- Rule ~~6.1.10~~ describes the scoring treatment of falls of Horse and/or Competitor during the Dressage phase.
- A Horse which has fallen in the Dressage phase must be examined by the Veterinary Officer before taking part in any further phase.

CHAPTER 6 THE COMPETITION; THE INDIVIDUAL PHASES

- Any Horse which falls during the warm-up for any phase, whether or not at a practice obstacle, may not continue until passed by the veterinary officer to do so.

- 5.16 **Horse Competition Limitations.** A Horse may not compete (incl. HC):
- On consecutive days, whether at the same or different Events;
 - In the same class, or any class using substantially the same cross country course, twice at the same event.
- 5.17 **Competitor Competition Limitations.** Competitors may not ride more than five Horses in the cross country phase on any one day. (See Rule 4.2.2)
- 5.18 **Numbers.** Competitors must at all times when mounted, ensure that they can be identified by the number allocated to that Horse. See Rule 7.16 for information on numbers. **See Rule 5.22 for information on numbers for non-competing Horses.**
- 5.19 **Lungeing.** Lungeing may take place only in areas approved by the Organiser.
- 5.20 **Stallions.** Stallions must always be properly restrained. They must never be left tied to a lorry or trailer. They must be led from a bit, with a lead rope of a minimum length of 2.5m to include a chain of not less than 50 cm. attached to the bit. When lunged, the lunge line must be attached to the bit. They must display a stallion disc on each side of the bridle at all times. The BE Steward may require removal of the stallion from the site if he considers the risk of an accident to be unacceptable.
- 5.21 **Schooling of Horses.** Only the Competitor may school a competing Horse. It may however be hacked, or ridden from one place to another by a suitably capable groom by whom it may also be worked in-hand or on the lunge.
- 5.22 **Non-competing and Companion Horses.** The Organiser's permission must be obtained before a non-competing Horse is brought to an Event; such Horse must be owned by a BE member whose prior permission must be obtained by the Competitor. **Once on site, the Competitor must register the non-competing Horse with the Event Secretary who will issue a number for the Horse. The competitor must provide a bridle disc to display the number, which must be worn by the Horse at all times.**

6.1 THE DRESSAGE PHASE

- 6.1.1 The Dressage phase is governed by the Rules of British Dressage, except as provided in this Chapter, and by the general provisions of the BE Rules.
- 6.1.2 **Arenas.** The following Rules apply in addition to the BD Rules;
- Throughout its length the centre line should be clearly marked, but not so as to disturb the Horse. It is recommended that with a grass arena the line be mown shorter than the remainder; with a sand arena, the line should be rolled or raked. Points D, L, X, I and G should be marked with a 2m line at right angles to the centre line.
 - A sole judge should be positioned at 'C' on the short side, and 5m outside, the arena. If there is more than one judge one should be at 'C' and the other at 'B' or 'E'
- 6.1.3 **Memory.** All tests must be performed from memory.
- 6.1.4 **Whips.** No whip may be carried during any test. Only one whip, no longer than 120cms, may be carried when riding in.

6.1.5 The Tests

Class	Dressage Test	Judges' qualification
Advanced	BE Advanced	<u>Two</u> judges, both on BD Judges List 1-3A or FEI list of Level 3 or Level 2 Judges. In case of difficulty, one judge may be drawn from List 3, with the permission of the Chief Executive. Exceptionally, with the express permission of the Chief Executive, Advanced Classes may be judged by one from any of lists 1-3A or the FEI list of Level 3 or Level 2 judges.
Advanced Intermediate	BE Advanced & BE Advanced Intermediate	<u>Two</u> judges, both on BD Judges List 1-3 or FEI List of Level 3 or Level 2 Judges. In case of difficulty, one judge may be drawn from List 3, with the permission of the Chief Executive. Exceptionally, with the express permission of the Chief Executive, AI Classes may be judged by one from any of lists 1-3 or the FEI list of Level 3 or Level 2 judges.
Open Intermediate Intermediate Intermediate Novice	BE Intermediate	One Judge on BD Judges' List 1-4.
Novice Open Novice BE105 BE100 Plus NU18	BE Novice ONU18	One Judge on BD Judges' List 1-5.
BE100 BE100 Open	BE100	As above from lists 1-6. BE Accredited Coaches and Competitors who have competed at BD Medium or BE Advanced or FEI3* levels and above may judge BE100 level dressage. Only Judges from Lists 1- 6 5 may judge Regional Finals and Championship Finals.
BE90 BE90 Open BE80(T)	BE90	As above from lists 1-6; BE Accredited Coaches and Competitors who have competed at BD Medium or BE Advanced or FEI3* levels and above may judge BE80(T) and BE90 level dressage. Only Judges from Lists 1- 6 5 may judge Regional Finals and Championship Finals.

6.1.6 Penalties

6.1.6.1 Compulsory Elimination

- Entering the arena on foot after the dressage phase has started
- Marked lameness
- Resistance exceeding 20 seconds
- All feet leaving arena with continuous surround higher than 23cms
- Leaving arena when out of control
- **Fall of Horse**
- **Fall of Competitor**

6.1.6.2 Discretionary Elimination

At the discretion of the BE Steward in consultation with the Judge:

- Visible Blood
- Incorrect saddlery
- Failure to enter arena within 90 seconds after the bell (see Rule 6.1.8)

6.1.6.3 Loss of Hat

If a hat comes off during a dressage test, it must be replaced immediately; the Competitor may dismount or the hat may be handed to them. The test will be restarted at the beginning of the movement during which the hat came off. There will be no penalty for error of course but if the hat is not replaced the Competitor may be eliminated at the discretion of the BE Steward in consultation with the Judge.

6.1.7 Error of Course

Every 'error of course' or 'error of test', whether the bell is sounded or not, must be penalised;

First error: Two error marks.

Second error: Four error marks.

Third error: Elimination, although he may continue the test if the judge permits.

6.1.8 Other Errors

The following are considered errors; error marks as indicated will be deducted per error, but they are not cumulative and thus will not normally result in Elimination. Repeated errors may lead to Elimination at the discretion of the BE Steward in consultation with the Judge.

- Entering the Dressage arena with whip; 6 error marks per judge. The judge will stop the Test and continue it after the whip has been discarded.
- Entering the arena with the Horse wearing boots or bandages; 6 error marks per judge. The judge will stop the test and continue it after removal of the boots or bandages.
- Entering the arena before the sound of the bell; 2 error marks per judge.
- Not entering the arena within forty five (45) seconds after the bell, but within ninety (90) seconds; 2 error marks per judge.
- Not wearing gloves, or other minor breaches of dress rules; 2 error marks per judge.
- Riding the wrong test. A Competitor who has learned the wrong test will, if the timetable allows, and at the discretion of the BE Steward, be permitted time to learn the correct test and to restart with 4 error marks per judge.

6.1.9 Deduction

The error marks are deducted on each judge’s sheet. The process for conversion of the dressage score to penalty marks is outlined in Rule 8.1.1.

6.1.10 Horse and Competitor Falls

In the case of a fall of Horse and/or Competitor, the Competitor will not be eliminated. He will be penalised by the effect of the fall on the execution of the movement concerned and in the collective mark.

6.1.10.1 Competitor Falls during the Test.

A Competitor who has been eliminated for a fall during the test must leave the arena and follow the procedure set out in Rule 9.2.

6.1.10.2 Competitor Falls in the Dressage Warm Up.

A Competitor who falls in the dressage warm up must not remount until he has been examined by an Event Doctor and allowed to continue. If the Doctor does not allow the Competitor to remount and start the test, the Competitor must follow the procedure set out in Rule 9.2.

6.1.10.3 Horse Falls in the Dressage Warm Up.

- A Horse which falls during the Dressage warm-up may not continue until passed by the veterinary officer to do so.
- If the veterinary officer does not allow the horse to continue, the Competitor must withdraw that horse from the competition (see Rule 4.9)
- If the veterinary officer imposes any conditions before a Horse may continue which may have time implications, the Competitor must immediately inform and liaise with the relevant event officials.

6.2 THE SHOW JUMPING PHASE

6.2.1 The Show Jumping phase is governed by the Rules of British Showjumping, except as provided in this Chapter, and by the general provisions of these BE Rules.

6.2.1.1 British Showjumping Rules 213 Falls, and 214 Dismounting, do not apply. Disobediences, falls, etc., occurring between entering the arena and the moment the Competitor crosses the starting line in the correct direction, are not penalised. (for ‘Falls’ see also Rule 5.15) (Please see Rules 6.2.8.2 and 9.2)

6.2.2 The following Officials will be engaged by the Organiser for each Event:

- A Judge drawn from the British Showjumping (BS) panel of judges;
- A designer who must be a listed Level 3 (or higher) Course Designer from the lists maintained by BS.

6.2.3 Course Inspection. The course must be open for inspection:

- For the first Class; not less than one hour before the Class is due to commence.
- For subsequent Classes; at least ten minutes before they are due to commence.

6.2.4 Course Information and Timetabling.

The following information must be displayed at the beginning of each day at the collecting ring, the jumping arena, if separate, and at the Secretary’s office:

- Course plans, showing distance and time allowed, for each course to be run during the day.
- Timetable showing the scheduled start and finish time of each class
- Timetable for course walks, or, where appropriate, outline of arrangements for course walks; e.g. approximately every xx minutes during the class. These times will be subject to the Judge’s discretion in the light of all relevant prevailing circumstances.

6.2.5 Practice Obstacles, consisting of one upright, one crossed pole and one spread, must be provided.

- They must use the same type of coloured poles as the top poles in the arena and must be of wood.
- They must be marked to show the maximum permissible jumping height for the relevant class or classes.
- They may only be jumped in accordance with BS Rule 122 and must NOT be jumped as shown in Rule 6.2.5.2.
- Placing poles are not permitted.

6.2.5.1 Maximum height of practice obstacles:

Class	Height
Advanced	1.35m
Intermediate	1.30m
Intermediate Novice	1.25m
Novice	1.20m
BE100 Plus / BE105	1.15m
BE100	1.10m
BE90	1.00m
BE80(T)	0.90m

6.2.5.2 The table shown on the following page shows examples of practice show jumping fences that are not allowed.

6.2.6 Course and Obstacles

6.2.6.1 All top poles must be of wood.

6.2.6.2 Course Alterations.

- If deterioration of the going or other circumstances necessitate, but only with the consent of the BE Steward.
- The scores of Competitors who had already completed in such a section will be adjusted by the exclusion of jumping and time penalties incurred at that element. Eliminations are to stand.

6.2.6.3 Courses and Obstacles

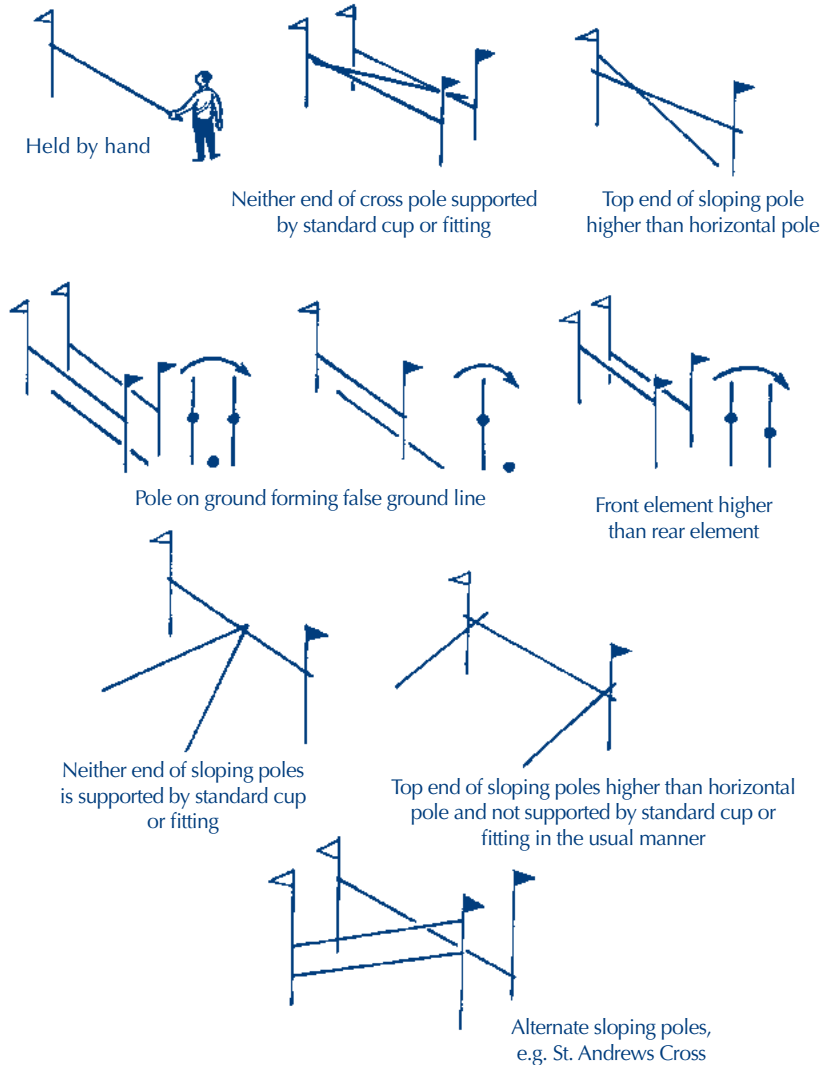
There will be 8-12 numbered obstacles. A tolerance of 5cms in height is acceptable.

The table shown on the following pages sets out the relevant information on show jumping courses for all National classes.

6.2.7 Penalties

Starting and attempting to jump, or jumping, an obstacle before the bell has sounded.	Elimination
Knockdown	4 penalties
First disobedience	4 penalties
Second disobedience in whole test	8 penalties
Third disobedience in whole test	Elimination

6.2.5.2 Examples of practice show jumping fences that are not allowed:



First Fall of Competitor anywhere on the course	Elimination
Second fall of Competitor	Elimination
First fall of Horse	Elimination
Resistance exceeding 20 seconds	Elimination
Failing to jump the next obstacle within 45 seconds	Elimination
For every commenced second in excess of the time allowed	1 penalty
Exceeding the Time Limit (which is twice the time allowed)	Elimination
Exceeding 24 penalties at obstacles.	Compulsory Retirement*
<i>*Enforced at end of round, unless competitor retires or is eliminated.</i>	
Error of course not rectified	Elimination
Omission of obstacle or boundary flag	Elimination
Failing to re-attempt an obstacle following a first or second disobedience	Elimination
Failure to re-attempt an obstacle after a run-out	Elimination
Failure to re-attempt all obstacles of an open combination	Elimination
Retaking an obstacle already jumped	Elimination
Jumping obstacle in wrong order or in the wrong direction	Elimination
After being stopped by the Judge or stopping voluntarily, continuing before the bell and/or from a point nearer the next obstacle	Elimination
Following a fall of Competitor, continuing the course from a position which is nearer to the next obstacle or to the finish	Elimination
Attempting an alternative obstacle before the bell when the other obstacle has been disturbed as the result of disobedience or fall	Elimination
Jumping an obstacle which does not form part of the course	Elimination
Knocking so as to cause malfunction of the timing equipment	Elimination
Re-attempting an obstacle, which has been disturbed, before the bell	Elimination
Jumping or attempting to jump any obstacle or passing through the finish without wearing a hat	Elimination
Improperly leaving the arena	Elimination
Failing to cross the finishing line mounted	Elimination
Failing to cross the finishing line mounted within 60 seconds following a fall at the last obstacle	Elimination

At the discretion of the BE Steward, in consultation with the Judge, a Competitor may be eliminated for:

- Unauthorised access to the arena;
- Receiving unauthorised assistance (see also Rule 5.7)
- Failure to enter the arena mounted and through the designated entrance;
- Failure to enter the arena within one minute of being called;
- Failure to commence the round within 45 seconds after the bell;
- Ignoring the bell when required to stop during a round.
- Failure to leave the arena mounted and by the designated exit, unless injured.

6.2.6.3 Courses and Obstacles – Table 1 of 2

	Combinations	Related Distances	Square Parallels	Water Jump	Water Tray	Notes
BE80(T) Max length: 400m Speed: 325mpm Max height: 0.85m Max Spread – Highest point: 0.80m Base: 1.05m	1 double	Not obligatory 4 or 5 stride OK	No	No	No	Only 2 fences at max height no others should exceed 0.80m. There should be at least three spread fences. It is recommended that the first 3 fences are lower than 0.80m to allow horses to gain confidence.
BE90/BE90 Open Max length: 450m Speed: 325mpm Max height: 0.95m Max Spread – Highest point: 1.10m Base: 1.40m	1 double	Not obligatory 4 or 5 stride OK	1 is optional	No	No	Only 1 upright and 1 ascending spread at max height no others should exceed 0.90m. It is recommended that the first 3 fences are lower than 0.90m to allow horses to gain confidence.
BE100/BE100 Open Max length: 450m Speed: 325mpm Max height: 1.05m Max Spread – Highest point: 1.20m Base: 1.55m	1 or 2 doubles	Not obligatory 4 or 5 stride OK	1	No	No	Only 1 upright and 1 ascending spread at max height no others should exceed 1.00m. It is recommended that the first 3 fences are lower than 1.00m to allow horses to gain confidence.
BE100 Plus/ BE105 Max length: 450m Speed: 325mpm Max height: 1.10m Max Spread – Highest point: 1.30m Base: 1.70m	BE100 plus: 1 or 2 doubles BE105: 2 doubles or 1 double and 1 treble	Not obligatory 4 or 5 stride OK	1	No	No	Only 1 upright and 1 ascending spread at max height no others should exceed 1.05m. It is recommended that the first 3 fences are lower than 1.05m to allow horses to gain confidence.

6.2.6.3 Courses and Obstacles – Table 2 of 2

	Combinations	Related Distances	Square Parallels	Water Jump	Water Tray	Notes
Novice, Open Novice & Pony Trials (PT) Max length: 450m Speed: 325mpm Max height: 1.15m Max Spread – Highest point: 1.40m Base: 1.90m	2 doubles or 1 double and 1 treble	At least one 4 or 5 stride	At least 1	No	Yes	Only 1 upright and 1 ascending spread at max height no others should exceed 1.10m. It is recommended that the first 2 fences are lower than 1.10m to allow horses to gain confidence.
Intermediate Novice Max length: 500m Speed: 350mpm Max height: 1.20m Max Spread – Highest point: 1.50m Base: 2.10m	1 double and 1 treble	At least one 3 or 4 stride	At least 2	No	Yes	Only 1 upright and 1 ascending spread at max height no others should exceed 1.15m.
Intermediate & Open Intermediate Max length: 500m Speed: 350mpm Max height: 1.25m Max Spread – Highest point: 1.50m Base: 2.10m	1 double and 1 treble	At least one 3 or 4 stride	At least 2	No	Yes	Only 1 upright and 1 ascending spread at max height no others should exceed 1.20m.
Advanced & Advanced Intermediate Max length: 550m Speed: 375mpm Max height: 1.30m Max Spread – Highest point: 1.60m Base: 2.30m	1 double and 1 treble	At least one 3 or 4 stride	At least 2	No	Yes	Only 1 upright and 1 ascending spread at max height no others should exceed 1.25m.

*If the arena is less than 5000 square meters, the maximum speed for Advanced and Intermediate level competitions shall be 350 mpm. In arenas less than 2300 square meters the maximum speed for any level shall be 325 mpm.

6.2.8 Fall of Competitor Knock-down & Fall

If there is a knock-down and a fall of Competitor ~~anywhere on the course, together with a disobedience; the bell is rung immediately and~~ However, the clock must be stopped. ~~only~~ When the Competitor has remounted and only if the obstacle has not been rebuilt ~~if it was dislodged, the bell will be rung and the clock restarted~~ in time for the Competitor to continue his test. The Competitor will be penalised for a disobedience and a fall, and six seconds will be added to the time of the Competitor's round.

If, when jumping a single obstacle or the last part of a combination, there is a knock-down and a fall of Competitor, the clock must not be stopped and the judge must not ring the bell. The Competitor will be penalised for the fall and for knocking down the obstacle.

If, when jumping any element of a combination except the last, there is a knock-down and a fall, the bell is rung immediately. The clock must be stopped only when the Competitor has remounted and only if the obstacle has not been rebuilt in time for the Competitor to continue his test. The Competitor will be penalised for the fall and knocking down the obstacle.

If, at the second or third element of a combination, the refusal or run-out is the consequence of a fall with or without a knock-down and/or a displacement of obstacle and/or flag, no penalty is incurred for the disobedience. The 6 seconds of time corrections are not added to his time. The Competitor will be penalised only for his fall.

6.2.8 Horse and Competitor Falls

6.2.8.1 Competitor Falls during the showjumping round.

A Competitor who has been eliminated for a fall during the showjumping round must leave the arena and follow the procedure set out in Rule 9.2.

6.2.8.2 Competitor Falls in the Showjumping Warm Up.

A Competitor who falls in the showjumping warm up must not remount until he has been examined by an Event Doctor and allowed to continue. If the Doctor does not allow the Competitor to remount and start the test, the Competitor must follow the procedure set out in Rule 9.2.

6.2.8.3 Horse Falls in the Showjumping Warm Up.

- A Horse which falls during the Showjumping warm up may not continue until passed by the veterinary officer to do so.
- If the veterinary officer does not allow the horse to continue, the Competitor must withdraw that horse from the competition (see Rule 4.9)
- If the veterinary officer imposes any conditions before a Horse may continue which may have time implications, the Competitor must immediately inform and liaise with the relevant event officials.

6.2.9 A Competitor who has been eliminated as the result of a refusal or run-out is permitted to make up to two attempts to jump any single obstacle in the proper direction.

6.3 THE CROSS COUNTRY PHASE

6.3.1 Cross Country Officials

The following Officials will be engaged by the Organiser for each Event;

6.3.1.1 A **Course Designer** and a **Course Builder**, who must both be Full Individual or Non-Competing members of BE and be on the Approved List to design and/or build the courses at the relevant Event. (See Annex 7 for details of approved Designers and Course Builders and their approved levels.)

An approved Course Builder, or individual approved by the Technical Adviser or Steward, must be in attendance to undertake fence repairs as required whilst the cross country phase is taking place.

6.3.1.2 A **cross country steward** whose duties are to support fence judges, time keepers and other officials appointed by the organiser.

6.3.1.3 A **cross country control team**, whose tasks will include management of the cross country course during the Event under the supervision of the BE Steward and Technical Adviser.

6.3.1.4 A **cross country start team**, whose tasks will include the starting and timing of Competitors on the cross country course.

6.3.1.5 **Cross country fence judges** will be appointed for each obstacle on the course. With the prior approval of the BE Steward, one judge or one pair of judges may be appointed for more than one obstacle provided that each is visible to them and they are in a position to maintain adequate control.

Fence Judges will all have in their possession and be familiar with the provisions of the Instructions for Fence Judges. They will also have a red flag for emergencies. If, and only if, they do not have a radio, they must also have emergency flags to be used to summon the following assistance;

Doctor – RED;

Vet – BLUE;

Fence repair – WHITE;

Course blocked – ORANGE.

If any of these flags have to be used they should be waved above the head until acknowledged by Control over the public Address system.

6.3.2 Cross Country Course Inspection and Plans

6.3.2.1 Each cross country course must be available for inspection from 14.00 on the day before the Event. Inspection before this time may only take place with the express permission of the Organiser. Inspection must be on foot. If changes have to be made to a course at any stage after this time, or if any aspect of a course is to be changed between classes, e.g. stringing, the Organiser and BE officials must ensure that adequate notice is given to competitors.

Where it is not possible for all courses to be available for inspection as required above, for example where an Event is running over several days, the Organiser may vary these arrangements in consultation with the BE officials. In such circumstances, the Organiser must ensure that adequate opportunity to inspect is given to the relevant Competitors and that they are aware of the times when a course can be inspected.

6.3.2.2 Within the period of two weeks prior to the cross country phase of an Event, no Competitor, unless riding HC, may practice over the cross country obstacles on the Event course.

- 6.3.2.3** A plan of each cross country course must be displayed at the start and at the secretary's office from the time when the course is open for inspection. It must demonstrate the course to be followed, its distance in metres, the optimum time, the "too fast time" and the time limit, and the numbering of the obstacles.
- 6.3.2.4** Where there is any doubt about the correct interpretation of the rules of judging any element, obstacle or combination of obstacles, it is recommended that the BE Steward or TA should approve the instructions to officials, with a rough sketch of the particular obstacle(s) in question which should also be posted with the Course Plan.
- 6.3.3 Practice Fences**
The Organiser will provide an appropriate number of practice fences per class marked by directional flags which must be observed by all Competitors, must not exceed the dimensions for the class for which they are being used and may only be used for warming up for the cross country phase.
- 6.3.4 Starting and timing**
- 6.3.4.1** The start box will be approximately 5m square. It will have an open front and must have entry from a gap on one or both sides of about 2m through which Competitors may enter. The gap(s) will be protected to prevent injury. The start box will be marked with a red and white flag at the front.
- 6.3.4.2** Competitors must comply with the directions to start given by the Starter.
- 6.3.4.3** The Competitor of a Horse which is ridden through the gap in the start box at a canter, or faster, may be penalised for dangerous riding.
- 6.3.4.4** The starter will count down from five before the start signal.
- 6.3.4.5** Time is counted from the moment that the start signal is given or when the nose of the starting Horse crosses the start line; whichever is the earlier, until the Horse's nose passes the finish. Thus, an early start will not advantage the Competitor.
- 6.3.4.6** If the Competitor has not crossed the start line after 1 minute from being given the signal to start, he may be eliminated. However, if the Competitor is having difficulty and the Starter considers that extra time may be beneficial to the Competitor, he may abort and restart the countdown.
Assistance within the start box is permitted up to the start signal being given. Thereafter any such assistance may be unauthorised.
- 6.3.4.7** If a Competitor is stopped and held on the course by an Official, the time during which he is held will be deducted from the recorded time. (See also Rule 6.3.9.15.)
- 6.3.4.8** Time is counted in "commenced" seconds. In other words, all fractions are always rounded up.
- 6.3.4.9 Timing Error**
In the event of timing error or lack of information, the BE Steward is allowed to make an accurate estimate of a Competitor's time, using official times taken round the course and any other relevant information.
- 6.3.5 The Course – Distances, Speeds, Jumping Efforts and Dimensions**
Distances, speeds and numbers of jumping efforts for all Classes (cross country) are as set out in the table on the following page.
- 6.3.6 Measurement Method**
- 6.3.6.1** The height of an obstacle is measured from the point from which the average Horse would normally take off.
- 6.3.6.2** The table in Rule 6.3.5 gives the maximum permitted dimensions of obstacles for

- 6.3.5 The Course – Distances, Speeds, Jumping Efforts and Dimensions**
Distances, speeds and numbers of jumping efforts for all Classes (cross country) are as set out in the following table.

Classes	Length	Speed	Number of Jumping Efforts	Max. Height	Max. Top Spread	Max. Base Spread	Base only max.	Max. Drop	Jump into water max. depth of water
BE80	1600-2800m	435m/min	18-25	0.80m	0.90m	1.25m	1.00m	1.20m	-
BE90	1600-2800m	450m/min	18-25	0.90m	1.00m	1.50m	1.20m	1.30m	-
BE100	1800-2800m	475m/min	18-25	1.00m	1.10m	1.80m	1.80m	1.40m	0.20m
BE105	2000-2800m	500m/min	20-27	1.05m	1.20m	2.00m	2.40m	1.50m	0.30m
Novice	2000-2800m	520m/min	20-28	1.10m	1.40m	2.10m	2.80m	1.60m	0.30m
Intermediate	2600-3620m	550m/min	26-32	1.15m	1.60m	2.40m	3.20m	1.80m	0.30m
Advanced	3250-4000m	570m/min	30-40	1.20m	1.80m	2.70m	3.60m	2.00m	0.35m



**EQUESTRIAN
SURFACES LTD**

**JUMP
WITH CONFIDENCE**



**TRAIN ON
THE BEST**



SUPPLY

| MANUFACTURE

| INSTALL



+44 (0)1232 296371



info@equestriansurfaces.co.uk



www.equestriansurfaces.co.uk

each class, but this does not mean that obstacles must always be of uniform height or spread throughout their length, or that these dimensions may never be exceeded anywhere between the red and white flags marking the extent of an obstacle. It is sufficient if all parts of an obstacle, where the average Horse and Competitor could reasonably and conveniently be expected to jump, does not exceed the maximum permitted dimensions.

6.3.6.3 The spread of an **open** obstacle (e.g. oxer or ditch) is measured from the outside of the rails or other material making up the obstacle **on the line where a horse can be expected to jump**. The spread of a closed obstacle with a solid top (e.g. table) is measured from the highest point to the highest point **on the line where a horse can be expected to jump**.

6.3.6.4 Specific Types of Fence

- **Drop Fences.** The depth of drop is measured from the highest point of the obstacle, including from the top of the brush to where the average Horse would normally land.
- **Water.** At obstacles involving water crossings (ford, lake or wide river), the depth of water, from the entrance to the exit must not exceed 35 centimetres. The length of any water crossing must be at least six metres between entry and exit, except where an exit step(s) or fence is jumped directly out of the water, in which case the minimum length must be nine metres.
- **Keyhole fences**
 - There must be not less than 25cm brush above the solid part of the fence and at least 50cm brush below the solid part above the obstacle.
 - The minimum width within the hole must be 1.60m;
 - The minimum height within the hole must be 1.80m;
 - The spread, if any, must be not more than 50% of the maximum for the relevant class.
- **Overhead Obstructions.** Any roof or other fixed and solid barrier over an obstacle must be not less than 3.36m above ground level.
- **Hedge and Brush fences.** The overall height of a natural hedge or brush fence may not exceed the maximum height by more than 20cm; however, the “brush” or “hedge” above the “normal” maximum height must be brushable through and must not be likely to injure a Horse. (A conventional birch steeplechase type fence does normally meet these criteria; provided the top has only thin branches). There is no limit to the overall height of a bullfinch, provided that the average Horse can reasonably be expected to pass through, and the fixed and solid part is clearly defined.
- **Obstacles with spread only** (e.g. dry ditch, water jump). A guard rail or hedge not exceeding 50cm which only facilitates jumping, is permitted in front, but must be included in the measurement of spread.
- **Portable fences.** All reasonable steps must be taken to ensure that portable fences are secured in a way that will minimise the risk of them moving if hit by a horse.

6.3.7 The Course – Obstacles, Definition, Flagging and Numbering/Lettering

6.3.7.1 An **obstacle** is considered as such if, and only if, its extremities are marked with a red and white flag or flags and it is numbered and/or lettered accordingly. All significant jumping efforts that the average Horse may be expected to attempt to negotiate must be defined as an obstacle or element and flagged, numbered and/or lettered accordingly.

6.3.7.2 The **start and finish** must be flagged.

Finish: The last obstacle of Cross Country shall be not less than 20 metres and no

more than 50 metres from the finishing line. (~~mandatory for 2018, recommended for 2017~~).

- 6.3.7.3** All **flags and numbers** must be in position by the time that the course is open for inspection by Competitors.
- 6.3.7.4** Numbers on obstacles will be colour indicated according to their Class.
Advanced – BLUE
Advanced Intermediate and all other Intermediate Classes – GREEN
Novice (all classes) – YELLOW
BE105 – BLACK
BE100 (all classes) – PINK
BE90 – ORANGE
BE80 – PURPLE
Any obstacle to be jumped by more than one Class will be separately and clearly numbered and lettered.
- 6.3.7.5** Where immediately **adjacent obstacles** are **not to be jumped** in the current Class, they must be marked with crossed flags or a suitably positioned single flag.
- 6.3.7.6** **Obstacles with options or alternatives.** Where an obstacle may be jumped in one effort but has options involving two or more efforts, each of these options must be lettered as an element.
- 6.3.7.7** Alternative obstacles or elements may be flagged separately and must be identified by the same number/letter as on the direct route. In this case both sets of flags must be marked with a black line on both sides.
- 6.3.7.8** **Safety Flags.** The types of fence required to use safety flags include corners; fences of less than 3 metres jumpable width; related fences which because of their design offer a jumpable line of less than 3 metres width; fences jumped on an angle where knocking a flag is a possibility.
The flags and poles on these fences must meet the following criteria and must be approved by the BE officials.
- The flag poles must be made of a material that cannot shatter, break or splinter, such as suitable plastic or carbon fibre or any other appropriate materials;
 - There must be no points anywhere on the flag poles and any sharp corners and/or edges on the flags must be rounded;
 - There must be no 'open ends' of any part of the flag poles which may come into contact with Horse or Competitor;
 - Flags must be secured in such a way that they 'break away' and/or move away from the fence if/when struck by either Horse or Competitor in such a way that the chance of Horse and/or Competitor being injured is significantly reduced.
- 6.3.8** **Alteration of Course.** If, in the opinion of the BE Steward, any part of the course has become unsafe or unfair to Competitors due to deterioration of the going or other circumstances, he may direct that one or more obstacles be omitted from the course or that their severity be reduced.
All relevant officials and all Competitors must be informed appropriately.
The BE steward will make an adjustment to the optimum time based on his estimate of the effect which the adjustment will have had. All jumping faults previously incurred at a removed fence in current sections will be cancelled; time penalties incurred by refusal, run-out and the like stand. Elimination and retirement at that obstacle remain unaffected.
An obstacle which has been so removed may not be reinstated.

6.3.9 Riding the course

- 6.3.9.1** **Red and white flags** whether at obstacles or at any other point on the course must be passed mounted and in the correct direction (red on right, white on left). Any failure to comply with this provision is an error of course and penalised accordingly;
- 6.3.9.2** Obstacles must be jumped in their numbered, or lettered, order;
- 6.3.9.3** Except in the case of re-taking an obstacle with a number of elements, following refusal or run-out, no obstacle may be jumped more than once;
- 6.3.9.4** **Penalties** will be imposed for refusal, run-out **or** circling ~~or fall~~ only when the judge decides that any such was connected with the passage or attempted passage of the numbered and lettered obstacle for the Class in question. **A fall of competitor anywhere on the course will result in elimination.** See Annex 4 for examples of refusals, run-outs and circles.
In the case of black flag alternatives only one obstacle/element has to be jumped and an Athlete is permitted to change without penalty from one black flagged line to another (e.g. jumping 6a left hand route then 6b right hand route) provided he has not presented his Horse at the next element of the original line.
In the case of black flag alternatives the faults at obstacles (refusal, run-out and circle) will only be penalised if related to the obstacle/elements attempted or negotiated (elements not attempted or negotiated will be irrelevant for the judging of such alternatives).
- 6.3.9.5** **Refusal.** A Horse refuses an obstacle in excess of 30cms in height if it stops in front of the obstacle or the element to be jumped; if the Competitor redoubles his efforts without effect, or the Horse is re-presented at the obstacle, after stepping back or steps back again, that is a second refusal and so on;
At obstacles 30cms in height or less, a Horse refuses if it stops in front of the obstacle or element to be jumped. A stop followed immediately by a jump from standstill is not, at this type of obstacle, a refusal, but if sustained or prolonged, that is a refusal. A step backwards is a refusal, whereas a sideways step is not;
- 6.3.9.6** **Run-out.** A Horse is considered to have run out if, having been presented at an element or obstacle, it avoids it in such a way that either the head, neck or either shoulder of the Horse fail to pass between the extremities of the element or obstacle as flagged.
Note: A Horse will be considered to have cleared the fence when head, neck and both shoulders of the Horse pass between the extremities of the element or obstacle as flagged.
A Competitor is permitted to change his mind as to where he jumps an obstacle or element at any time, without penalty, including as a result of a mistake at a previous element or obstacle. If, however, the Horse avoids part of the obstacle at which it has been presented, it will be considered to have run out.
- 6.3.9.7** **Circle.**
- 6.3.9.7.1** At **separately numbered obstacles**, a Competitor may circle **or cross his tracks** between or around them without penalty provided he has not presented his Horse at the second or subsequent obstacles.
- 6.3.9.7.2** At an **obstacle composed of several elements** (A, B, C, etc.), a Horse will be penalised if it passes around the back of the subsequent element, ~~or circles, or crosses his tracks~~ between subsequent elements.
- 6.3.9.7.3** **After being penalised** for a refusal, run-out or circle, a Competitor, in order to make another attempt, is permitted to circle one or more times without penalty, until he again presents his Horse at the obstacle.

6.3.9.8 Obstacles with options or alternatives.

- Where an obstacle may be jumped in one effort but has options involving two or more efforts, each option will be lettered as an element. (See Rule 6.3.7.6.)
- Alternative obstacles or elements which are flagged separately will be identified by the same number/letter as on the direct route. In this case both sets of flags will be marked with a black line (see Rule 6.3.7.7). Such “black flag” alternatives are to be judged as separate obstacles or elements, only one of which has to be jumped. A Competitor is permitted to change without penalty from one black flagged line to another (e.g. jumping 6a left hand route then 6b right hand route) provided he has not presented his Horse at the next element of the original line.

6.3.9.9 Combination obstacles.

- After more than two penalised attempts to jump an obstacle a Competitor will be eliminated;
- A Horse may be re-presented at any element which he has already jumped if he has refused at a later element, but the penalty stands;
- For the purpose of retaking any element a Competitor may pass through the flags in the wrong direction;
- ~~Any fall within a lettered combination will be penalised.~~

6.3.9.10 Bounce Obstacles – A Horse is deemed to have been presented at the second element of a bounce obstacle (less than 5m between elements) when it has cleared the first without incurring any penalty. This rule applies whether the bounce element is the first or second in a combination.

6.3.9.11 Falls. Please see Rule 5.15 *Spare*.

6.3.9.12 Trapped Horse. A Horse is trapped when it cannot proceed without assistance or is at risk of injury. If a Horse becomes trapped while negotiating an obstacle, Officials will determine what is required to extricate it. The Competitor of such a Horse must dismount as soon as possible and obey the instructions of Officials. The Competitor will be eliminated.

6.3.9.13 Dismounting. This is not separately penalised, except while the Competitor is in the process of negotiating or attempting to negotiate a flagged obstacle. **Competitors may voluntarily dismount without incurring elimination to check on their Horse, adjust saddlery or equipment, or when held on course.**

6.3.9.14 Overtaking.

- Any Competitor who is about to be overtaken must clear the way as soon as possible;
- When a Competitor is about to be overtaken at or approaching an obstacle, he must obey the instructions of officials;
- Any Competitor wanting to overtake another must only do so at a safe and suitable place and, if at an obstacle, may only jump it in such a way as will cause neither inconvenience nor danger to the other.

6.3.9.15 Stopping a Competitor. If for any reason it becomes necessary for a Competitor to be stopped on the course, cross country control will give instructions to the relevant fence judges. If possible Competitors will be stopped at Stopping Points, but this may not always be possible and they must be prepared to stop as and when instructed.

- The Competitor will be stopped by Officials waving a red flag at shoulder height. The signal should be assisted by the clearly shouted command ‘STOP’.
- A Competitor, who has been stopped by an official on the course, will have his time noted as he passes the stopping point and again at the same point on being

re-started; the difference ‘the held time’ being deducted from his recorded time. (See Rule 6.3.4.7.)

6.3.9.16 Elimination or Retirement – Any Competitor who has been eliminated or has retired must leave the course ~~at once~~ and may not continue. He **may do so must leave the course at the walk**, either mounted or dismounted **unless otherwise instructed by an Official.**

6.3.10 Penalties – are as set out below:

First refusal, run-out or circle of Horse at obstacle	20 penalties
Second refusal, run-out or circle of Horse at same obstacle	40 penalties
Third cumulative refusal – Novice and above	Elimination
Fourth cumulative refusal – BE105 BE100 and below	Elimination
Third refusal, run-out or circle of Horse at same obstacle	Elimination
First Fall of Competitor anywhere on the course at obstacle	Elimination
Second penalised fall of Competitor on the course	Elimination
Fall of Horse anywhere on the course at obstacle	Elimination
Trapped Horse	Elimination
Error of course not rectified	Elimination
After more than two minutes of continuous disobedience	Elimination
Omission of obstacle or boundary flag	Elimination
Retaking an obstacle already jumped	Elimination
Jumping obstacle in wrong order	Elimination
Jumping an obstacle with crossed flags	Elimination
For every commenced second in excess of the optimum time	0.4 penalty
For every commenced second in excess of 15 seconds under the optimum time	0.4 penalty
Exceeding the Time Limit (which is twice the optimum time)	Elimination

6.3.11 Horse and Competitor Falls

6.3.11.1 Competitor Falls on the Cross Country Course.
A Competitor who has been eliminated for a fall on the cross country course must follow the procedure set out in Rule 9.2.

6.3.11.2 Competitor Falls in the Cross Country Warm Up.
A Competitor who falls in the cross country warm up must not remount until he has been examined by an Event Doctor and allowed to continue. If the Doctor does not allow the Competitor to remount and start the test, the Competitor must follow the procedure set out in Rule 9.2.


6.3.11.3 Horse Falls in the Cross Country Warm Up.

- A Horse which falls during the **Cross Country** warm up may not continue until passed by the veterinary officer to do so.
- If the veterinary officer does not allow the horse to continue, the Competitor **must withdraw that horse from the competition (see Rule 4.9)**
- **If the veterinary officer imposes any conditions before a Horse may continue which may have time implications, the Competitor must immediately inform and liaise with the relevant event officials.**

Improving performance by reducing peak pressure



Colour biomechanics girth analysis



Pressure pressure tracking in motion

Using technological research & testing techniques we produce scientifically proven* girths, bridles & saddles



Fairfax Performance Girth

De-restricts the shoulder muscles allowing greater range of movement

*Veterinary Journal 199-1 2013 52-57

Presented at NEVA Congress 2012

Patent: GB2588030
Design reg: 005830038



Fairfax Performance Bridle

Reduces pressure at key areas around the head enabling increased elevation

*Journal of Equine Veterinary Science 36 (2015) 947-955

Patent App: EP2620218
GB 2587353A



Fairfax Performance Panel

Allows key back muscles to work without restriction improving jumping technique

*Presented at NEVA Congress 2012

Patent: GB2588070B



Visit website to see full details of testing
fairfaxsaddles.com



CHAPTER 7

COMPETITORS' DRESS; SADDLERY EQUIPMENT

7.1 COMPETITORS' DRESS RULES

Competitors are required to comply with the dress rules set out in this chapter. All safety equipment must be used in its original, unaltered state.

7.2 Hats.

7.2.1 'Protective Headwear' is a hat that meets one of the Standards set out below.

The labelling must be checked for compliance by an Official and the hat then appropriately tagged with a visible current BE (or PC/BRC) 'hat tag' as pictured below:



British & European	PAS 015 (1998 or 2011)* VG01.040 2014-12*	
American	ASTM F1163: 2004a onwards with SEI mark Snell 2001 or 2016 (No other mark is needed with Snell)	
Australia & New Zealand	AS/NZS 3838 2003 2006 onwards with SAI Global mark	

7.2.2 'Cross Country Protective Headwear' is a "Jockey Skull" of an even round or elliptical shape with a smooth or slightly abrasive surface, having no peak or peak type extensions. Noticeable protuberances above the eyes or to the front not greater than 5mm, smooth and rounded in nature are permitted. It must also comply with the 'Protective Headwear' criteria and be tagged as set out above. A removable hat cover with a light flexible peak may be used.

7.2.3 Hat Safety

- Protective Headwear of the appropriate standard must be worn by everyone, whether or not a Competitor, whenever mounted anywhere at a BE Event.
- Harnesses must always be correctly fastened.
- Competitors are strongly recommended to check their headwear regularly and to replace it if damaged, or following a fall.

- 7.3 **Body Protector.** A body protector that meets one of the following requirements is mandatory for Cross Country and whenever else a body protector is worn:
- A British Equestrian Trade Association (BETA) approved and appropriately labelled "Level 3 body protector", with the year 2009 or 2009 shown on the label manufactured in the year 2009 or after, **or**,
 - **An Exo Body Cage which, if worn, must be declared to the Event Secretary prior to the Cross Country phase.**
- Competitors are strongly recommended to check their body protectors on a regular basis and to replace them if damaged.
- It is strongly advised that the body protector should impede neither flexibility nor balance. The up to date BETA list of body protectors may be obtained from BETA – see www.beta-uk.org.
- 7.4 **Inflatable/Air Jackets.** If a Competitor chooses to wear an airbag style body protector, it must be worn over a permitted body protector for the cross country phase. Inflatable/air jackets may be worn for the show jumping and dressage phases without a body protector.
- 7.5 **Spurs are optional at all levels.** Spurs must be of smooth metal, blunt and incapable of wounding a Horse. 'Dummy spurs' with no shank are allowed but if there is a shank it must not be more than 4cm long, must point only towards the rear and, if curved, the shank must point downwards. The overall shank must be measured from the boot to the end of the spur. Metal spurs with round plastic, metal or rubber knobs, 'Impuls spurs', are allowed. Rowel spurs are permitted ~~only for the Dressage Test, including the warm-up~~, but not at all in Young Horse Classes. Rowels ~~must be fitted vertically~~, must be free to rotate and must be round and smooth. Tines are not allowed. "Spursuader" style spurs are not permitted.
- 7.6 **Whips.** No whip of any kind may be carried whilst competing in the dressage test. One whip only, no longer than 120cm including lash, may be carried when riding on the flat at any other time. One whip only, no longer than 75cm and not weighted, may be carried when jumping any obstacle .
- 7.7 **Stocks.** Stocks should be properly tied.
- 7.8 **Jewellery.** Jewellery worn anywhere on the body can increase the risk of injury. Competitors are strongly recommended to remove all jewellery, especially before the jumping phases.
- 7.9 **Hair.** Long hair should be secured appropriately.
- 7.10 **Show Jump Course Walks.** Competitors are not required to wear correct riding clothes when inspecting the course, unless specifically requested to do so by the Organiser.
- 7.11 **Dress at Prize-givings.** Prize-givings are important to Organisers and Sponsors and Competitors are requested to be neatly and tidily dressed.
- 7.12 **International Classes.** All references in these Rules to dress in International classes can only be guidance since current FEI rules prevail in those classes. See www.fei.org for up to date dress rules.

7.13 DRESSAGE PHASE

7.13.1 Advanced; Advanced Intermediate; Intermediate Championships

- Protective Headwear, **black or dark blue in colour**
 - Black or dark blue Tail coat
 - White stock or white tie
 - Gloves
 - Plain black boots or full grain smooth black leather gaiters with matching boots, with white, buff or fawn breeches **OR** topped boots with white breeches.
- Alternatively;* Uniform with protective headwear.

7.13.2 Intermediate

- Protective Headwear, black or dark blue in colour
 - Black or dark blue coat with white stock/tie **OR** tweed coat with coloured stock or tie
 - **Jackets may be in any single conservative colour in muted tones. Subtle pinstripes are permitted, as are coloured collars and contrast piping to collar, lapels, pockets and vents. The red collar and pockets with white piping on a navy jacket may be used only by the British Team. Tweed jackets may not be brightly coloured or have loud patterns. Competitors may choose to ride without jackets. Competitors may choose to wear a fitted waistcoat in any conservative colour in muted tones. If no jacket is worn a suitable long/short sleeved shirt that fastens at the neck (white or cream and not bright or multi-coloured) must be worn.**
 - Tie, **high collar or correctly fastened** stock.
 - Gloves
 - Plain black boots or topped boots or full grain smooth black leather gaiters with matching boots, with white, buff or fawn breeches.
- Alternatively;* Uniform with protective headwear.

7.13.3 Novice

- Protective Headwear, black or dark blue in colour
- Black or dark blue coat with white stock/tie **OR** tweed coat with coloured stock or tie
- **Jackets as for 7.13.2.**
- Tie, **high collar or correctly fastened** stock.
- Gloves
- Plain black boots or topped boots or full grain smooth black leather gaiters with matching boots, with white, buff or fawn breeches **OR** brown boots, or brown leather gaiters with matching boots, with buff or brown breeches.

In ONu18 sections **only**, Competitors under the age of 16 may wear jodhpurs with jodhpur boots **OR** plain black or brown half chaps with matching boots.
Alternatively; Uniform with protective headwear.

7.13.4 BE80(T), BE90, BE100, BE100 Plus and BE105

- Protective Headwear, black or dark blue in colour
- Then as for Rule 7.13.3.

In these and BE100 Ou18 sections **only**, Competitors under the age of 16 may wear jodhpurs with jodhpur boots **OR** plain black or brown half chaps with matching boots.

7.14 SHOW JUMPING PHASE

7.14.1 Advanced; Advanced Intermediate; Intermediate Championships

- Protective Headwear, black or dark blue in colour
- Black, dark blue or red coat
- Stock or tie
- Plain black boots or full grain smooth black leather gaiters with matching boots, with white, buff or fawn breeches **OR** topped boots with white breeches.
Alternatively; Uniform with Protective Headwear.

7.14.2 Intermediate; Championships

As in Rule 7.13.2.

7.14.3 All other classes

As in Rule 7.13.3.

In BE80(T), BE90, BE100, BE100 Ou18 and ONu18 sections **only**, Competitors under the age of 16 may wear jodhpurs with jodhpur boots **OR** plain black or brown half chaps with matching boots.

7.15 CROSS COUNTRY PHASE

7.15.1 All Classes

- Cross Country Protective Headwear with cover
- Sweater or shirt (long sleeves are strongly recommended)
- Body protector
- Long riding boots or full grain smooth leather gaiters with matching boots, with breeches.

In BE80(T), BE90, BE100, BE100 Ou18, BE105 and ONu18 sections **only**, Competitors under the age of 16 may wear jodhpurs with jodhpur boots **OR** half chaps with boots.

7.16 Numbers. In the cross country phase of the competition, numbers that are clearly visible from in front and from behind must be worn. In the dressage and show jumping phases, the type of number to be worn is at the discretion of the Organiser. (see also Rule 5.18 for other requirements regarding numbers).

7.17 Advertising and Logos – Competitors

7.17.1 Identification of Sponsors - Dress

The following apply to all three phases:-

- Any sponsor or advertising logo displayed on a rider's Dress must be that of a Member.
- Advertising and logos must not contravene any laws, be controversial or socially undesirable or bring the sport into disrepute.
- No logo may be displayed which the Organiser has stated in the schedule as unacceptable.
- The design of the logo must have been approved by BE.

Dressage Phase

The Competitor may bear the logo of his sponsor:-

- On both sides of shirt collar. The logo must not be larger than 16sq cms

- On each side of the two sides of jackets or top garments at the height of the breast pockets. The logo must not be larger than 80sq cms

Show Jumping Phase

As for dressage and in addition the Competitor may bear the logo of his sponsor:-

- Vertically in the middle of his protective headwear. The logo must not be longer than 25cm or wider than 5cm;
- On the left leg of his riding breeches. The logo must not be longer than 20cm or wider than 4cm;

Cross Country Phase

Subject to paragraph 7.17.1 no restrictions apply to the cross country phase.

7.17.2 Identification of the Manufacturer (Non-Sponsor) - Dress

Dressage and Show Jumping Phase

Identification of the manufacturer (non-sponsor) of clothing and equipment may appear only once per clothing item (breeches, gloves, shirt, headwear or on jackets at the height of breast pockets) on a surface area not exceeding 3 sq cms.

7.18 Union Flag Badges. Only members of the teams listed below and nominated individuals are entitled to wear the Union Flag Badge on their jackets. ~~The entitlement to wear this badge is permanent.~~

Team	Badge	Entitlement Period
British Team and nominated individuals competing in a CCI-CH. Any individual who finishes 1st, 2nd or 3rd in the final classification in a CCI-CH is subsequently entitled to wear a badge.	Union Flag Badge with a red background	Permanent
CIC2* Team and nominate individuals competing in the CH-EU-CIC2*.	Union Flag Badge with a green background	Two years following most recent inclusion on the team
Young Riders Team and nominated individuals competing in the CH-EU-YR.	Union Flag Badge with a blue background	Two years following most recent inclusion on the team
Junior Team and nominated individuals competing in the CH-EU-J.	Union Flag Badge with a white background	Two years following most recent inclusion on the team
Pony Team and nominated individuals competing in the CH-EU-P.	Union Flag Badge with a yellow background	Two years following most recent inclusion on the team

7.19 SADDLERY AND TACK

7.19.1 A steward may be appointed to examine the saddlery of each Horse before it enters an arena or starts its test. If the examination takes place before the Dressage test, great care must be exercised; at the Competitor's request, the examination may be carried out after the test and if it be found that the bit or bridle is non-compliant, the Competitor will be eliminated. The Competitor remains personally responsible throughout for complying with the above Rules.

7.19.2 The table below defines the saddlery that is permitted, not permitted or compulsory at each relevant stage of National Events.

	Riding in exercise areas	Lungeing	Dressage Tests	Show Jumping & Cross Country
Bit guard & tongue guard	✓	✓	X	✓
Nose net	✓	✓	✓	✓
Ear covers*	✓	✓	✓	✓
Ear plugs	X	✓	X	X
Fly fringe	✓	✓	X***	X***
Face Masks	NOT PERMITTED			
Snaffle bridle/Miklem multi-bridle/ ST-Zaum / Freeflex / Stuben Freedom / PS of Sweeden High Jump / PS of Sweden Jump off / Collegiate Comfitec. Bridles must be used with a permitted bit, without bit clips and with a throat lash	✓	✓	✓	✓
Double bridle	✓	✓	X****	✓
Running and Irish martingale	✓	✓	X	✓
Bib Martingale	✓	✓	X	✓
Side, running reins and chambons	X	✓	X	X
Neck strap	✓	✓	✓	✓
Seat Covers	✓	✓	X	✓
Boots, bandages	✓	✓	X	✓
Equiboats/Hoofboots	✓	✓	X	X
English style saddle	COMPULSORY			
Flash, crossed (incl. Grackle/Mexican) or dropped noseband only with snaffle bridle	PERMITTED			
Cavesson noseband	PERMITTED**			
Breast plate	PERMITTED			
Blinkers	NOT PERMITTED			
Tongue Strap and/or tying down the Horse's tongue	NOT PERMITTED			
Draw Reins	NOT PERMITTED			
Standing Martingale	NOT PERMITTED			
Any other form of martingale or gadget	NOT PERMITTED			
Sheepskin cheek pieces and any other attachment fitted to the cheek pieces that may affect the Horse's vision.	NOT PERMITTED			
Sheepskin nosebands	✓	✓	X	✓
Coloured stirrups	✓	✓	X	✓
Body bandage / spur pad	✓	✓	X	✓
Magnetic stirrups Stirrups which can be attached by magnets or other means to riders' boots	NOT PERMITTED			

NOTES * Ear Covers / Protective Fly Hoods are permitted and may provide noise reduction. However, these will be systematically checked by Stewards at the end of the test to ensure that nothing prohibited has been added (i.e. special material) or is covered by the fly hoods. The fly hoods should be discreet and should not cover the Horses' eyes.

** Compulsory with double bridle

*** Only permitted if specifically authorised for all Competitors in exceptional climatic conditions by BE Steward

**** Double bridles are only permitted at Intermediate Novice and above for dressage

7.19.3 Saddles and Bridles.

7.19.3.1 **Dressage Phase.** British Dressage rules govern the Dressage phase except where modified by BE Rules. Therefore BD Rules 127, 130 and 133 regarding the colour of saddles and bridles and any 'unusual decoration' of the Horse must be complied with.

7.19.3.2 **Show Jumping Phase.** Competitors are required to comply with the BD Rules 130 and 133 regarding the colour of bridles and decoration of the Horse during the show jumping phase. Saddles must be worn and be of English or Continental style.

7.19.3.3 **Cross Country Phase.** Competitors are required to comply with BD Rules 130 and 133 regarding the colour of bridles and decoration of the Horse during the cross country phase.

7.19.3.4 The relevant extracts from the British Dressage Rules are as follows:

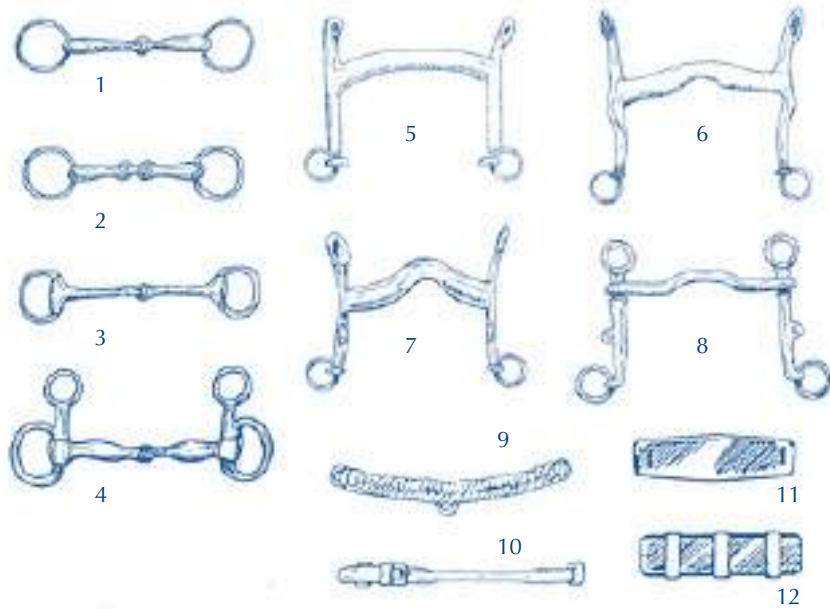
- **BD Rule 127. Saddles**
English or Continental style saddles are mandatory, and are to be brown, black, grey or navy. Brightly coloured saddles are not permitted.
- **BD Rule 130. Bridles**
A bridle with a bit is compulsory and must be used in the conventionally accepted manner (**including noseband, browband and throatlash except where otherwise stated**). The loop of the reins must be above the horse's neck with the reins attached to the bit **and reins are to be held in the conventional way**. Bridles must be predominantly black, brown, grey or navy and may not be decorated with tassels or any additions to the normal configuration. It is obligatory to use a noseband. **Mojo holograms are permitted to be worn on bridles as long as they are discreet.**
- **BD Rule 133. Decoration**
Any unusual decoration of the horse with unnatural items such as ribbons, flowers or anything applied to the horse such as glitter is forbidden. Discreet red bows in the tail are permitted for horses that kick. Please note however that diamanté plaiting bands are not permitted.

7.19.4 **Side-saddle.** Competitors may not compete riding side-saddle.

7.19.5 For all phases, in case of a fall, stirrups must allow the boot/foot to be removed without any kind of restriction.

7.19.6 Only bits which are described and illustrated on the following pages are permitted for dressage:

Permitted bridoon and curb bits



Various bridoon bits:

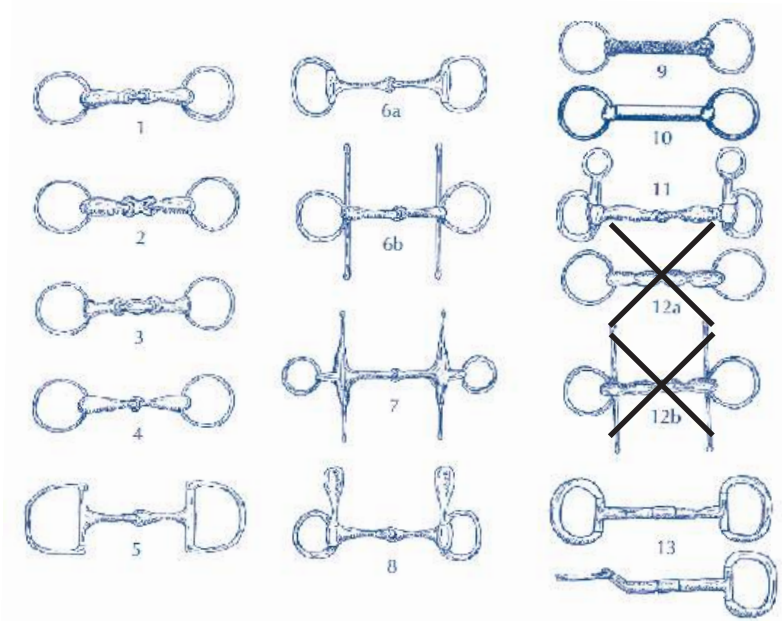
1. Ordinary bridoon bit
2. Bridoon bit with two joints
3. Egg-butt bridoon bit
4. Bridoon bit with hanging cheeks

Various types of curb bits:

5. Half-moon curb bit
6. Curb bit with curved cheeks and port
7. Curb bit with loops for lip strap on the cheeks and with port
8. Curb bit with port and sliding mouthpiece (Weymouth)
9. Curb chain
10. Lipstrap
11. Rubber cover for curb chain
12. Leather cover for curb chain

Note: All bridoon bits shown above are permitted either as a snaffle or as part of a double bridle. A double bridle should always consist of a broken (simple or double) and a straight bit. Any of the rings or cheeks shown are permitted with any of the bits.

Permitted Snaffles



An ordinary snaffle is a plain snaffle with a straight bar or joint in the centre. If a snaffle has two joints, all parts must be rounded and smooth. Only the bits illustrated above are permitted and they may be used with any of the cheeks or rings shown.

In addition, the following types of snaffle are permitted

1. Ordinary snaffle with double-jointed mouthpiece
2. Ordinary snaffle with double-jointed mouthpiece (French Link)
3. Ordinary snaffle with double-jointed mouthpiece with Lozenge
4. Ordinary snaffle with jointed mouthpiece
5. Racing snaffle (D ring)
6. Egg-butt snaffle:
 - a) Without cheeks
 - b) With cheeks
7. Other type of snaffle with cheeks
8. Snaffle with upper cheeks only
9. Rubber, leather, plastic or steel snaffle jointed or unjointed
10. Unjointed snaffle
11. Hanging cheek snaffle
12. ~~Unjointed wavy snaffle (plastic or rubber only):~~
 - a) ~~Without cheeks~~
 - b) ~~with cheeks~~
13. Ordinary snaffle with rotating mouthpiece

7.19.7 The following rules apply to **show jumping** and **cross country** in addition to Rule 7.19.2

- Competitors may also use any normal jumping bit, Pelham, American or continental gag, hackamore and any form of bitless bridle. Reins may be attached to leather 'D' rings.


CHAMPION
 A REPUTATION BUILT ON SAFETY



*Celebrating 40 years of
 fine British craftsmanship*

championhats.co.uk



- Competitors may not use a curb rein which passes through the rings of a running martingale. Competitors may not use a Market Harborough. Stirrup leathers must hang outside the flap of the saddle.

7.19.8 Generally; any item of saddlery not specifically permitted by these Rules or those of British Dressage, for the dressage phase, is NOT PERMITTED.

7.19.9 Warming up. Horses may be warmed up with any saddlery which is permitted for any phase of the competition.

7.20 Advertising and Logos – Horses.

7.20.1 Identification of Sponsors - Saddlery

The following apply to all three phases:-

- Any sponsor or advertising logo displayed on saddlery must be that of a Company or Supporter Member.
- Advertising and logos must not contravene any laws, be controversial or socially undesirable or bring the sport into disrepute.
- Such a logo may be displayed at any Event other than one at which logos have been banned by the Organiser as stated in their Schedule.
- No logo may be displayed which the Organiser has stated in the schedule as unacceptable.
- The design of the logo must have been approved by BE.

Dressage Phase

No advertising or publicity may be displayed on any Horse whilst competing, other than an officially approved logo on a saddlecloth or fly fringes/ear covers.

The display of the logo is subject to:

- The logo on a saddlecloth being contained within an area of not more than 200 sq cm;
- The logo being displayed on the bottom rear corner of a saddlecloth (**one or both sides**). When the national flag is displayed on the saddlecloth, the BE member's logo may be displayed above the national flag, on the offside only, when there is a team sponsor with a logo, and otherwise on both sides.
- **The logo on ear covers/fly hoods being contained within an area of not more than 75 sq cm**

Show Jumping Phase

As for dressage and in addition the Competitor may bear the logo of his sponsor:-

- The logo on a fly fringe/ear covers being contained within an area of not more than 75 sq cm;

Cross Country Phase

Subject to Rule 7.20.1 no restrictions apply to the cross country phase.

7.20.2 Identification of the Manufacturer (Non-Sponsor) - Saddlery Dressage and Show Jumping Phase

Identification of the manufacturer(non-sponsor) of saddlery may appear only once per saddlery item on a surface area not exceeding 3 sq cms.

7.21 Union Flag on Saddlecloth. The Union Flag will be displayed on the saddlecloth of:

- Members of the British Team and individuals competing at any European, World or Olympic Championships;
- All British Competitors at any other international competition abroad.

CHAPTER 8 SCORING; OBJECTIONS AND ENQUIRIES; PRIZES; POINTS AND GRADING

8.1 Scoring

The competition is scored on a penalties basis and the following principles apply;

- 8.1.1 The dressage judge will allot from 0-10 marks (good marks) for each numbered movement as specified in the test. Half marks from 0.5 to 9.5 may be used. These marks are then added together and error marks deducted. The percentage of these good marks as compared with the total obtainable is then calculated to two decimal places and converted to penalty marks by subtraction from 100, rounded to one decimal point. Where two or more judges have marked a test, their percentage marks are averaged to two decimal places; this percentage is converted to penalty marks in the same way.
- 8.1.2 Penalties incurred in the show jumping and cross country phases are added to the dressage penalty mark.
- 8.1.3 Penalties awarded by the BE Steward, e.g. under Chapter 3 are then added.
- 8.1.4 The Competitor with the lowest number of penalties is the winner, the next lowest is second, and so on.
- 8.1.5 **Equality of Marks** – If the total score of two or more Horses is the same, the following factors will be used to determine the result between them;
 - 8.1.5.1 The best cross country score – that is with the **fewest** least aggregate time or jumping penalties.
 - 8.1.5.2 If there is still equality; the cross country time which is closest to the optimum time.
 - 8.1.5.3 If the system of measurement permits, this may be determined by 0.1 or 0.01 seconds.
 - 8.1.5.4 **If there is still equality; the best show jumping score including penalties at obstacles and time penalties.**
 - 8.1.5.5 **If there is still equality; the fastest show jumping time.**
 - 8.1.5.6 If there is still equality; the best Dressage score.
 - 8.1.5.7 If equality yet persists, the result will be a tie (with the points being awarded as normal and the prize money being aggregated and divided by the number of Horses in the tie).

8.2 Enquiries and Objections

8.2.1 Enquiries

- Official scores will be displayed on the score board once they are confirmed by the BE Scorer.
- Scores may be announced by the show jumping and cross country commentators from time to time; these are provisional until confirmed by the BE Scorer.

- Enquiries about any aspect of a Competitor's score should be made as soon as possible to the Event Secretary, who will initiate investigations by the relevant BE official.
- The result of each section will be posted on the scoreboard as soon as possible after the end of that section.

8.2.2 Objections

- Objections to any aspect of a Competitor's score may only be made by that Competitor or the Owner of the Horse, must be made promptly and in writing, and be accompanied by a £25 deposit. Such Objections must be made within 30 minutes of the posting of the results of the section: this time may be shortened at the discretion of the BE Steward.
- Any Objections to the result of a Section, or any other matter, must be notified as soon as possible to the BE Steward either directly or via the Event Secretary. It must be made in writing and accompanied by a £25 deposit. The Steward will take such action as he considers appropriate at the time to determine the merits of the Objection if that is possible. If not, the Steward will refer the matter to the Chief Executive who will decide how the matter should be resolved.

8.2.3 Determination

- All Objections will be considered by the BE Steward.
- The Steward's decision relating to any aspect of a Competitor's score is final and there is no appeal.
- If the Objection is upheld, or the Steward is of the opinion that there were reasonable grounds for making it, the deposit will be returned; otherwise, it will be forfeited.

8.2.4 If the Steward determines an Objection other than one relating to any aspect of a Competitor's score, an appeal may be made to the Chief Executive.

Any Objections raised after the Event (which may not include Objections to any aspect of a competitor's score and which have therefore been finally determined by the Steward) must be notified in writing to the Chief Executive as soon as reasonably possible. In both cases the Chief Executive will decide in the light of the facts how best the appeal or Objection should be resolved. If appropriate, he will invoke the BE complaints procedure, full details of which are set out on the BE website.

8.3 Prizes

8.3.1 The **scale of prize monies** must not fall outside of the upper and lower limits shown in the table below unless otherwise approved by the Chief Executive (such approval must be renewed annually) and must be the same for all sections in a class. The scale must be published in the Event Schedule.

8.3.2 **Ascertainment.** The level of the sixth place prize must first be determined. The increase in value of prizes up to first place is then subject to regular percentage increments which are neither greater than the higher, nor less than the lower, percentages shown at the head of each column in the table. Prizes should be rounded **down** to the nearest pound.

When awarded, prize money is mandatory for the first three placed Competitors. Prizes to Competitors placed above this must be based at least on one prize per every six starters in the dressage test, excluding HC Competitors. If Organisers

choose to award prize money to lower placed Competitors it must be equal to that awarded to the 6th place.

8.3.3 Prizes in kind instead of money may be awarded in BE80, BE90, BE100 and BE100 Plus classes. They must be of a minimum equivalent monetary value to 50% of the lower prize limit for those classes.

8.3.4 Prize Money Table

		One Day Events								Three Day Events	
		BE80(T)/BE90/ BE100/BE100 Plus/BE105		N / IN / ON		I / OI / AI		A		BE100 3DE	
		Limit		Limit		Limit		Limit		Limit	
		Lower	Upper	Lower	Upper	Lower	Upper	Lower	Upper	Lower	Upper
Place	Starters	6.50%	5.00%	2.50%	13.5. %	9.50%	16.00%	23.50%	25.00%	2.50%	15.50%
1		£42	£78	£76	£131	£153	£336	£379	£932	£215	£400
2		£40	£75	£75	£116	£140	£290	£307	£746	£210	£347
3		£38	£72	£74	£103	£128	£250	£249	£597	£205	£301
4	over 23	£36	£69	£73	£91	£117	£216	£202	£478	£200	£261
5	over 29	£34	£66	£72	£81	£107	£187	£164	£383	£196	£226
6	over 35	£32	£63	£71	£72	£98	£162	£133	£307	£192	£196
7 onwards	over 41 etc.	£32	£63	£71	£72	£98	£162	£133	£307	£192	£196

8.3.4.1 Prize Money should always be processed within four weeks of the last day of the Event.

8.3.5 Special Prizes

8.3.5.1 A prize for best Cross Country performance must be based on the least penalties in jumping and/or time.

8.3.5.2 A prize may be awarded to the highest placed Competitor with the lowest score in any of the sections of the Class. Such a prize must not exceed one half of the value of the first prize in money unless permission is obtained from the Chief Executive.

8.4 Prize Giving. All prizes must be received in person by the Competitor or owner of the placed Horses. Exceptionally, at the prior request of the Competitor, the Organiser may permit a deputy to receive the prize. Prizes not collected in accordance with this Rule may be forfeited at the discretion of the BE Steward and Organiser.

8.5 Grading

8.5.1 Horses are graded as follows according to the number of points awarded in all affiliated One, Two and Three Day Events of Novice level and above.

- Grade 1 – 61 or more grading points
- Grade 2 – from 21 to 60 grading points
- Grade 3 – from 1 to 20 grading points
- Grade 4 – nil.

8.6 BE Grading Points

BE Grading Points are awarded to Horses in Novice classes and above. The number of places to which Grading Points are awarded is determined by the number of eligible starters in the dressage phase of the class. Double clear Grading Points are awarded to unplaced Horses which complete incurring no show jumping penalties (jumping or time) and no cross country jumping penalties. The following tables set out the numbers of Grading Points awarded. An extra 50 points will be awarded for completing a Senior CH as a member of a team or nominated individual for Great Britain.

8.6.1 BE Grading Points: 1 in 4 Starters

See Rule 8.6.1 BE Grading Points Table following pages.

8.6.2 Upgrading: Effect on entries for subsequent Events.

8.6.2.1 A Horse which is upgraded on or after the Ballot Date may compete in the Class as entered unless it has already won five Novice competitions in which case it may only take part 'hors concours'. If there is a higher Class at that Event in which there is room, the Competitor may opt to transfer.

8.6.2.2 If a Horse whose entry has been received by an Event is upgraded before Ballot Date it may not compete in the entered class. It may take part 'hors concours' or if the Competitor wishes and there is room, the entry will be transferred to the next higher class. Otherwise; the entry and fee will be returned.

8.6.2.3 Where the above situations occur, it is the responsibility of Owners and Competitors to notify the Organiser/Entries Secretary immediately that the Horse has been upgraded and ensure any appropriate arrangements are made. Failure to do so may result in disqualification from the competition.

8.7 Overseas Grading. A registered Horse purchased by an overseas resident will follow the usual grading process unless it has competed as a team member or as an individual in a CCIO whereupon it will be classified as Grade 1, and may compete in any class for which it is eligible.

8.8 A Horse imported by a BE Member may be registered under the usual procedure but must also supply a performance print-out from the Registration Authority of the country of origin if the Horse has competed outside the UK. If no print-out is provided, the Horse will automatically be classified as Grade 1 unless the Chief Executive determines, at his discretion, an alternative appropriate grading.

8.6.1 BE Grading Points Table

LEVEL	ONE DAY EVENT										BRITISH CHAMPIONSHIPS					CCI/CCIO			
	PT/ N/IN/ ON†	OI/ Int/ AI	Adv	CIC*	CIC**	CIC***	CICO	CIC-W Final	Place	Starters	Nat. Rest. Nov.	Nov	Int	Adv	1*	2* Champs	3* Champs	Champs	
Place	Pts	Pts	Pts	Pts	Pts	Pts	Pts	Pts			Pts	Pts	Pts	Pts	Pts	Pts	Pts	Pts	
1	6	12	24	8	16	32	60	1	1	8	12	24	48	10	30	110	180		
2	5	10	22	7	14	29	55	2	2	7	10	22	44	9	28	100	170		
3	4	8	20	6	12	26	50	3	3	6	8	20	40	8	26	90	160		
4	3	6	18	5	10	23	45	4	4	5	6	18	36	7	24	80	150		
5	2	4	16	4	8	20	40	5	5	4	4	16	32	6	22	70	140		
6	1	2	14	3	6	17	35	6	6	3	2	14	28	5	20	60	130		
7	1	2	12	2	4	14	30	7	7	2	2	12	24	4	16	50	120		
8	1	2	19	2	4	12	25	8	8	2	2	10	20	3	13	40	110		
9	1	2	8	2	4	10	20	9	9	2	2	8	16	3	13	40	100		
10	1	2	8	2	4	8	20	10	10	2	2	8	16	3	13	40	100		
Double clear round points to unplaced horses	1	2	4	2	4	5	10			2	2	4	8						
														2**	5**	25**	65**		
														2#	4#	10#	20#		

† In the Open Novice and Intermediate Novice classes, horses of all grades are eligible to win points.
 ** Points for completing the competition in the top half of the starters but not within the points or prize money.
 # Points for a double clear round but not within the top half of starters.

8.9

Downgrading

- A Horse is only eligible to be downgraded if it has not won any points in the current and preceding 2 calendar years.
- All applications to BE to downgrade a Horse must state the reasons for the application. BE must decline an application if satisfied that it is in the best interests of the Sport.
- A Horse that has been downgraded loses any points it has accumulated and, becomes for all purposes Grade 4.
- A Horse which has been downgraded is not eligible to qualify for any Mitsubishi Motors Cup Regional Finals or Championships except for the BE100 National Under 18 Championships.
- If the downgraded Horse wishes to move up the class ladder again, then it must fully re-qualify as per BE rules.
- A Horse may only be downgraded once.
- The name of a downgraded Horse cannot be changed.

8.10

BE Foundation Points. Foundation Points are awarded in all classes at BE 90, BE 100 and BE 100 plus level. They are not awarded at BE 80 level (**except at championships**). The number of Foundation Points will be determined by the number of starters in the Dressage phase. Double clear round points are awarded to unplaced Horses which complete incurring no show jumping penalties (jumping or time) and no cross country jumping penalties. Foundation Points are notional and do not count towards upgrading. Points will be awarded as set out in the following table:

BE Foundation Points – 1 in 4 Starters

	One Day Events	BE90 BE90 Open BE80(T) Championship	BE100 BE100 Open BE100 Plus BE105 BE100u18
Place	Starters	FPs	FPs
1		8	16
2		7	14
3		6	12
4	over 15	5	10
5	over 19	4	8
6	over 23	3	6
7	over 27	2	4
8	over 31	2	4
9	over 35	2	4
10	over 39	2	4
Double clear round points to unplaced Horses*		1	2

* A double clear round is one in which no show jumping penalties (jumping or time) and no cross country penalties have been incurred.

DISCOVERY

THE ROAD TO SUCCESS ISN'T ALWAYS A ROAD



ABOVE & BEYOND



LAND ROVER DISCOVERY. WINNER OF AUTO EXPRESS CAR OF THE YEAR.

There aren't many things that can stand in the way of the Land Rover Discovery. Not with its best-in-class off-road capabilities, ingenious driving technologies, and overall comfort and usability. Some of the toughest critics around the world agree and have named Discovery winner of the Auto Express Car of the Year. Here's to always following the road less travelled.

landrover.co.uk



Official Fuel Consumption Figures for the Discovery range (in mpg) (l/100km): Urban 19.9-36.2 (7.4-14.2); Extra Urban 30.4-48.7 (7.3-10.2); Combined 26.0-43.5 (10.1-16.5). CO₂ Emissions 254-171 g/km. Official EU Tax Figures. For comparison purposes only. Real world figures may differ. Drive responsibly on and off road.

CHAPTER 9 MEDICAL, INCLUDING MEDICAL CARDS, FALLS AND MEDICAL CHECKS, PROHIBITED SUBSTANCES, MEDICAL TEAM AND EQUIPMENT.

9.1 Medical Cards.

- It is the competitor's responsibility to wear a BE medical card during all Cross Country phases if they have a medical condition that may impact on their care in the case of an emergency. Conditions that are relevant include serious past injuries/surgery, chronic health problems such as diabetes, long-term medications and allergies. If in doubt competitors should consult with their own treating physician.
- It must contain the Competitor's details where indicated on the Card and must be worn on the Competitor's arm or shoulder in such a way as to be visible at all times.
- Medical Cards are available FOC for Members from BE on request.
- It is not compulsory for Competitors without any medical conditions to wear a medical armband.

9.2 Rider Falls and Medical Checks.

A Competitor who has fallen from a Horse must follow the procedure set out below:

- If he has been examined by an Event Doctor after the fall, he must follow the directions of that doctor. If the doctor has not allowed him to continue on that or any other horse, he must withdraw that horse from the competition and if he has other rides at that event, those horses must also be withdrawn (see Rule 4.9) or other arrangements made;
- If the doctor imposes any conditions before a Competitor may continue on other horses which may have time implications, the Competitor must immediately inform and liaise with the relevant event officials.
- If the Competitor has not been examined by an Event Doctor after the fall, he must not take part in any further phase until he has been examined and allowed to continue.
- Under no circumstances must a Competitor leave the Event site after a fall until he has been examined by an Event Doctor.
- It is the responsibility of the Competitor to ensure compliance with these rules. Failure to do so is likely to incur a disciplinary sanction.

during any phase of an Event should neither leave the Event site nor take any part in any further phase, whether on that Horse or on any other, until he has been examined by an Event doctor.

- A Competitor who falls from a Horse during the cross-country phase must not remount until he has been checked by a paramedic or doctor.
- A Competitor who falls from a Horse during any phase of the show jumping or cross-country phases must comply with the directions of any official.
- If a Competitor falls in the dressage when no doctor is present, the BE Steward may, after consultation with the ambulance personnel, give permission for the Competitor to ride further dressage tests.

9.3 Medical Suspensions.

9.3.1 Event Suspensions. If the Event Doctor considers that a Competitor should be medically suspended, he may impose a suspension for a specified or an unspecified duration. In the case of a head injury, or other injury likely to cause concussion, the following applies:

- Concussion - mandatory 21 day suspension;
- Suspected concussion - the competitor must be re-examined after 2 hours. If concussion is confirmed or still suspected, mandatory 21 day suspension, If the competitor is not examined for any reason, mandatory 21 day suspension.

The day of injury counts as the first day of the suspension period.

9.3.2 Hospitalised Competitors. If a Competitor is taken to hospital from an Event, or advised to attend hospital for assessment or treatment:

- A minimum 21 days mandatory suspension shall automatically apply in respect of concussion or other head injury.
- In the case of other injuries the Competitor is suspended and may not compete until he has obtained written confirmation that he is fit to compete in Events from a Registered Medical Practitioner with a Licence to Practice and the contents have been communicated to BE.

9.3.3 Suspended Competitors. A Competitor who is suspended, whether by the Event Doctor or as a result of the above mandatory suspension, may not compete or ride any horse, in any capacity, at any National or International competition until the period of suspension, whether or not stated to be minimum, has elapsed and the Competitor has supplied to BE written confirmation from a Registered Medical Practitioner with a Licence to Practice that he is fit to compete in Events.

However, notwithstanding the above, and subject in all respects to the approval of the BE Chief Medical Officer, a Competitor suspended for actual or suspected concussion, may be allowed to resume competition

- After 10 days, provided he supplies to BE written confirmation by a registered physician/surgeon who has experience in the assessment and management of sports concussion that he is fit to compete.
- After 7 days, provided he has an approved baseline (prior to injury) testing and supplies to BE written confirmation from an approved specialist that he is completely symptom free.

9.3.4 For the avoidance of doubt, Competitors who are medically suspended from competition or who have been hospitalised from an Event for any reason, may not resume competition until written confirmation of fitness to compete has been supplied to the BE Office.

Documents may be posted or faxed to the Safety Secretary (fax 02476 010356) or scanned and emailed to medical@britisheventing.com.

9.3.5 Medical Reports. The Event Doctor will complete a confidential Medical Report form (MOR) for every injured person examined, or, if uninjured, make an entry on the Uninjured Fallers Record (UFR) sheet and the TA will forward these reports to the Safety Secretary at the BE office without delay. For queries concerning suspensions, medical cover or other aspects of BE Medical rules, please contact the BE Safety Secretary, on 02476 698821 (in office hours) at British Eventing Ltd, Abbey Park, Stareton, Kenilworth CV8 2RN or email medical@britisheventing.com

9.4 Prohibited Substances for Human Athletes.

9.4.1 The attention of members is drawn to the provisions of the WADA (World Anti-Doping Agency) Code and the WADA list of prohibited substances, and the necessity to comply with the Code. Members are required to comply with the BEF's Anti-Doping Rules for Human Athletes, which are compliant with the World Anti-Doping Code. The Prohibited List can be viewed at www.wada-ama.org. Members should note that the list is updated annually on 1st January, but that substances can be added to the list during the year.

Competitors should check the status of any medication they wish to use on www.globaldro.com. NB. www.globaldro.com is only suitable for checking medications prescribed or purchased in the UK, USA, Canada or Japan.

By becoming a member of BE a person shall be deemed to have agreed:

- To be bound by and to comply strictly with the BEF Anti-Doping Rules for Human Athletes and Athlete Support Personnel (the "Rules") (without prejudice to any other anti-doping rules applicable to him/her);
- To submit to the authority of the BEF and/or of UK Anti-Doping ("UKAD") to apply, police and enforce the Rules;
- To provide all requested assistance to the BEF and UKAD (as applicable) in the application, and enforcement of those rules, including (without limitation) cooperating fully with any testing, investigation, results management exercise, and/or proceedings being conducted pursuant to those Rules in relation to any potential Anti-Doping Rule Violation(s);

And, except where the FEI has jurisdiction over the potential Anti-Doping Violation(s):

- To submit to the exclusive jurisdiction of any National Anti-Doping Panel ("NADP") first instance tribunal convened under the Rules to hear and determine charges and related issues arising under the Rules;
- To submit to the exclusive jurisdiction of any NADP appeal tribunal and/or Court of Arbitration for Sport ("CAS") Panel convened under the Rules to hear and determine appeals made pursuant to those rules; and
- Not to bring any proceedings in any court or other forum that are inconsistent with the foregoing submission to the jurisdiction of the NADP first instance tribunal, the NADP appeal tribunal and CAS.

A copy of the BEF's Human Anti-Doping Rules can be found on the BEF website at www.bef.co.uk under Annex F of the BEF Rule Book.

9.4.2 Therapeutic Use Exemptions (TUE) – National Events.

9.4.3 Competitors can apply for a Therapeutic Use Exemption if it is absolutely necessary for them to use a substance that is included on the Prohibited List. Competitors wishing to compete in national Events must apply for a TUE within five days of notification by UKAD of an Adverse Analytical Finding. In that instance, the application must be made to UK Anti-Doping (www.ukad.org.uk). Athletes on the UK Sport Lottery funded World Class Podium Squad must apply to UKAD for a TUE in advance of testing, unless they already hold an FEI TUE.

9.4.4 Therapeutic Use Exemptions (TUE) – International Events.

Competitors can apply for a Therapeutic Use Exemption if it is absolutely necessary for them to use a substance on the Prohibited List. Competitors wishing to compete

in international Events (i.e. all CIC or CCI classes in the UK and abroad) must apply to the FEI for a TUE in advance of competing. More details on FEI TUEs can be found at www.feicleansport.org. A TUE granted by the FEI will suffice for national purposes, but a UKAD TUE will not be recognised by the FEI.

9.5 Medical Team.

9.5.1 The **Event Doctor**, appointed by the Organiser, must be registered with the GMC, have a Licence to Practice and have appropriate medical indemnity. It is recommended that the doctor has been trained in pre-hospital emergency care.

9.5.2 The **Paramedics** engaged by the Organiser must be on the national register of paramedics. This can be evidenced by production of their UK registration card and PIN.

9.5.3 **Ambulance personnel** engaged by the Organiser must have available for production evidence of qualifications and training.

9.5.4 All ambulance providers based in England, but not in Scotland and Wales, engaged by the Organiser must be registered with the Care Quality Commission (CQC) and must provide their registration number when requested.

9.6 Medical attendance during the Event.

9.6.1 **Dressage.** A doctor, or suitably qualified ambulance technician, with portable resuscitation equipment and oxygen must be present and must be in radio communication with at least the secretary's office or cross country control throughout this phase.

9.6.2 **Show Jumping.** A doctor and an appropriately manned ambulance, equipped as above, must be present at the Event throughout this phase.

9.6.3 **Cross Country** (including roads and tracks and steeplechase). Two doctors and an enhanced ambulance appropriately manned at all times by at least one paramedic (or one doctor plus at least two paramedics) must be present, and in contact with cross country control, on both the cross country and steeplechase courses throughout the phase. An emergency response vehicle may be substituted for the ambulance as long as there is another properly equipped ambulance and crew present on site.

9.6.4 If any Doctor or ambulance has to leave the site the competition may only continue provided that the BE Steward, in consultation with the Doctor, is satisfied that the remaining medical cover is sufficient.

9.6.5 **End of Event Medical Cover.** The Event doctor or a suitably qualified ambulance technician, with portable resuscitation equipment and oxygen, must remain in place for thirty minutes after the last Horse has completed and must be stood down by the BE Steward.

9.6.6 The **Doctor's vehicle**, which must be clearly marked as such, and an ambulance must be able to reach all areas where the competition is taking place, including the stable and Horse box areas. Exceptionally, if there is an area on the cross country course which is inaccessible to the ambulance, the BE Steward may allow the competition to continue provided there is available a suitable fast response vehicle capable of reaching all areas.

9.7 Medical Equipment.

9.7.1 An **Ambulance** is a designated vehicle, appropriately marked and identifiable and conforming to current regulations, for the transportation of injured or seriously ill patients on the public highway. It must contain necessary resuscitation, immobilisation and transportation equipment.

9.7.2 **Emergency/Fast Response Vehicle** is a 4WD vehicle manned by a paramedic and containing all the equipment, for the use of the doctor or paramedic, as stipulated for the enhanced ambulance. This vehicle must be designed to carry an injured person lying on a secured stretcher.

9.7.3 An **Enhanced Ambulance** is a 4WD designated vehicle, appropriately marked and identifiable and conforming to current regulations, for the recovery and transportation of injured or seriously ill patients. This ambulance must be capable of transporting a Competitor from the scene of an accident immediately to an appropriate hospital if deemed necessary. It must contain the following (except where indicated as optional):

- **Resuscitation Equipment:** (This is a minimum requirement and provision should be made for children of all ages.)

Airway – basic	Oxygen with tubing and mask. Self-inflating bag/valve/mask with reservoir bag. Masks for adults and children. Powered suction with Yankauer attachment. Oro- & naso-pharyngeal airways.
Airway – advanced	Crico-thyrotomy set. Laryngoscope, blades, spare bulbs & batteries. Tracheal tubes, connectors, introducer/bougie Laryngeal masks. Ventilator (optional). Lubricant, adhesive tape or securing bandage, scissors. Magill forceps.
Intravenous equipment	Intra-venous cannulae 14 – 20 gauge. Crystalloids for infusion e.g. Hartmans. Intra-venous giving sets capable of rapid infusion. Syringes, various sizes, needles, various sizes.
Other	Stethoscope. Emergency chest drain kit Defibrillator (manual or AED) Pulse oximeter. Capnography (strongly recommended) Ventilator (optional). Glucometer. Sphygmomanometer (manual or auto).

- **Emergency Medication** (minimum requirements) to be held by ambulance

Resuscitation	Adrenaline 1:1000 x2 & 1:10000 x4. Atropine 3mg x1. Amiodarone 300mg x2. Chlorpheniramine 10mg. Hydrocortisone 100mg Oxygen
Oral medication and/or inhaled	Aspirin 300mg, GTN spray, paracetamol 500mg, ibuprofen 200mg, antihistamine and prednisolone tabs 5mg. Entonox. Salbutamol inhaler and spacer and/or nebuliser solution and nebuliser.
Medication for injection	Dextrose 10%, Glucagon. Diazepam and/or Midazolam. Anti-emetic e.g. cyclizine. Paracetamol. Opiate analgesia (e.g. morphine, diamorphine). Naloxone. Tranexamic acid.

- **Immobilisation and Transportation:** (minimum requirement)
 - Rigid Cervical Collars
 - Scoop stretcher and/or long board and/or lifting frame along with appropriate head blocks/straps
 - Vacuum mattress (optional)
 - Splints to include traction splint and pelvic splints
 - Securing straps & bandages

NOTE: Competitors may be from age 11 years to adult (spectators are of all ages)

- **Dressings for Wounds and Burns (to include Clingfilm)**

NOTE: It is essential that all equipment has been checked to be in working order and that all drugs are known to be within their expiry date. Their use must only be by suitably qualified medical personnel. The onus of responsibility lies with the medical organisation or person supplying the cover and equipment, in accordance with the contract between them and the Organiser. Confirmation that equipment, drugs and means of communication are in order, must be made by the responsible medical officer to the BE Steward or Organiser before the start of the competition.



**No
more
lame
excuses**

Ask your vet if
standing MRI could
help find out what's
really wrong.

Early, safe and accurate lameness diagnosis
www.hallmarq.co.uk

Hallmarq
Standing Equine MRI

CHAPTER 10 VETERINARY, INCLUDING VACCINATIONS AND PASSPORTS, EQUINE ANTI-DOPING AND CONTROLLED MEDICATION, VETERINARY TEAM AND EQUIPMENT

10.1 Passports

A valid passport and vaccination record

- must accompany the Horse to all Events,
- must be available for inspection on collection of numbers,
- must be produced on request at any other time during the Event.

Failure to comply with these requirements is a breach of this Rule and the Horse will only be allowed to compete at the BE Steward's discretion.

10.2 Vaccinations – National Competitions

10.2.1 No Horse may take part in a BE National Event (which includes entering competition stables) unless it has a current vaccination against equine influenza which complies with the following conditions:

- Two injections for primary vaccination, not less than 21 days and not more than 92 days apart, are required before being eligible to compete;
- A first booster injection must be given **within seven months not less than 150 days nor more than 215 days** after the second injection of primary vaccination;
- Subsequent booster injections must be given at intervals of not more than one year, commencing after the first booster injection;

10.2.2 **The Record of Vaccination(s)** in the Horse's passport must be completed by the appropriate veterinary surgeon (who is neither the Owner nor the Competitor of the Horse) in which the record of injection(s) is completed, signed and stamped line by line.

10.2.3 Notwithstanding the above, at the discretion of the Event Veterinary Officer, in consultation with the BE Steward, in cases where

- The latest booster vaccination is overdue by no more than 14 days, and/or
- There are other historical discrepancies in a Horse's vaccination record, that Horse may nonetheless take part in an Event on such conditions as the Veterinary Officer considers appropriate, but the circumstances must be noted on the certificate. The Horse must be re-vaccinated so as to comply with this Rule and the certificate duly completed before it becomes eligible to compete in its next Event.

10.2.4 No relevant injection may have been given on the day of competition.

10.2.5 No Horse whose latest booster vaccination is more than 14 days overdue may take part in an Event under any circumstances.

10.3 Vaccinations – International Competitions. All Horses intending to participate in FEI competitions must have at least received an initial primary course of two vaccinations, given between 21 and 92 days apart. A first booster injection must be given within 7 months after the date of administration of the second primary dose, with at least annual boosters given subsequently (i.e. within one year of the last

dose). No vaccination must have been administered within the previous seven days before the commencement of competition or entry to FEI stables.

Members are therefore advised to check their Horses' vaccination dates carefully before applying for FEI passports and entering FEI Events as this vaccination interval is slightly shorter than required under BE rules. If the Horse is scheduled to take part in an FEI competition, the last booster must have been given within 6 months and 21 days of arrival at the FEI Event. (The 21-day window has been provided to enable vaccination requirements to fit in with the competition schedule.)

10.4 BEF Equine Anti-Doping and Controlled Medication Rules ('BEFAR')

Each person who becomes a member of British Eventing agrees to be bound by the BEFAR which are specifically incorporated by reference in, and form part of, the British Eventing Members' Handbook.

Copies of BEFAR can be found at Annex E of the BEF Rule Book, available on their website at www.bef.co.uk and will be supplied to a member in paper format on request. The Equine Prohibited Substances List can be viewed at www.bef.co.uk

Accordingly, by becoming a member, such person shall be deemed to have agreed, amongst other things:

- To be bound by, and to comply strictly with, BEFAR;
- To submit to the authority of the BEF and/or of British Eventing to apply, police and enforce BEFAR;
- To provide all requested assistance to the BEF and British Eventing (as applicable) in the application, policing and enforcement of BEFAR, including (without limitation) cooperating fully with any testing, results management exercise, and/or proceedings being conducted pursuant to BEFAR in relation to any potential Anti-Doping or Controlled Medication Rule Violation(s); And except where the FEI has jurisdiction over the potential Doping or Controlled Medication Violation;
- To submit to the exclusive jurisdiction of any BEF first instance Hearing Body convened under BEFAR to hear and determine charges and related issues arising under BEFAR;
- To submit to the exclusive jurisdiction of any Sports Resolutions UK Panel convened under BEFAR to hear and determine appeals made pursuant to BEFAR; and
- Not to bring any proceedings in any court or other forum that are inconsistent with the foregoing submission to the jurisdiction of the BEF first instance tribunal, and Sports Resolutions UK;
- The Organiser, BE Officials and the Chief Executive have the right to ask that tests be carried out to ensure compliance with BEFAR either at the Event or at some other place and time.

10.5 Horses; Soundness; Infection; Tubing; De-Sensitising

10.5.1 All horses must be sound.

10.5.2 All horses must be free from clinical signs of contagions or infectious disease. Where appropriate, in the case of Equine Influenza, strangles or neurological EHV-1 outbreaks, BE, acting throughout in reliance on veterinary advice, may prevent potentially exposed horses from competing at any BE Event. Members are strongly

advised to follow the Horserace Levy Board (HBLB) Codes of Practice on Equine Diseases (www.hblb.org.uk/codes.htm) with particular regard to controlling the spread of disease.

10.5.3 A horse is not eligible to compete when:

- It has an open tracheotomy (tubed);
- A limb, or part of a limb, is hyposensitive or hypersensitive (both of which shall constitute “abnormal limb sensitivity”). Hypersensitive limbs have an excessive or abnormal reaction to palpation. Hyposensitive limbs include any alteration in sensitivity induced by a neurectomy or chemical desensitisation for as long as the alteration in sensitivity persists.
- Kinesio-taping or patches are used in any way.

10.6 Veterinary Team.

10.6.1 The Veterinary Officer appointed by the Organiser must:

- Be a member of the Royal College of Veterinary Surgeons and must have current professional indemnity insurance.
- Have been qualified for at least two years with a broad experience of equine practice.
- Have had at least two years’ full time clinical involvement which includes a significant amount of regular treatment of Horses.

10.6.2 If a second Veterinary Surgeon be in attendance he should:

- Have been qualified for at least one year with a broad experience of equine practice
- Have at least one year’s clinical involvement which includes a significant amount of regular treatment of Horses.

10.6.3 The more senior Veterinary Surgeon must be in overall charge of veterinary treatment and ensure that he is there to give immediate back-up to the more junior colleague in difficult or challenging situations.

10.6.4 Destruction of Severely Injured Horses

If, in the opinion of the Veterinary Surgeon, a horse is so severely injured that on humane grounds it should be destroyed, the owner or his representative should be invited to give his consent to its destruction. If neither the Rider nor the Owner is available to give consent, the BE Steward, acting on the advice of the Veterinary Surgeon, may order its destruction. The Veterinary Surgeon has absolute discretion as to the method employed.

10.7 Veterinary Attendance.

- The Veterinary Officer must be present throughout an Event from no later than 30 minutes before the start of the first show jumping phase.
- The BE Steward may permit an Event to hold ‘day before’ dressage without veterinary attendance if he is satisfied that suitable veterinary support is immediately available on call.
- The senior Veterinary Officer must remain at the Event until 30 minutes after the last Horse has completed and must be stood down by the BE Steward.

10.8 Horse Ambulance and Equipment. The Organiser must provide a dedicated Horse Ambulance and equipment as follows:

- Low trailer with 4 preferably wide tyres to ensure ease of travel across soft

ground conditions and roadworthy.

- Shallow ramps back and front to enable easy loading and ability to walk a casualty forward without having to back it out of a trailer. (Note: an oblique angled front ramp is perfectly acceptable.) Ramps and trailer floor surface should be non-slip and rubber surfaced to ensure a Horse with studs can be safely loaded and transported.
- Two easily moveable partitions.
- Slings and drag mat are optional due to the extreme rarity of their use in competition casualty management.
- Roof of min height of 2.2m (7ft) and preferably padded.
- Adequate interior light giving sufficient lighting to front and rear ramps. Adequate ventilation must be provided.
- 2 screens of sufficient length to screen casualty and preferably 2.4m (8ft) high and 7.5m (24ft) long. These can either be made of tarpaulin-like material or hessian material which is more manageable in windy conditions due to it being partially air permeable. They should be detachable from the ambulance to be sufficiently versatile to adapt to individual casualty condition and position.
- An electric winch capable of pulling 1 tonne into the ambulance within 2 minutes.
- Should be adequately maintained and should be inspected by the BE Steward before start of competition.
- Towing vehicle should have 4-wheel drive and be capable of operating anywhere on the Event site as well as for road use to transport injured Horse to designated referral vet centre.
- The towing vehicle and ambulance should be attended by an experienced operator/driver who is familiar with the layout and access to the Event site, familiar with the operation of ambulance and towing vehicle, holds a current appropriate UK drivers licence, capable of manoeuvring the towing vehicle and ambulance, and is an experienced Horse handler capable of assisting the vet at the scene of an injured Horse.
- Screens referred to in point g. above must be deployed when dealing with any injured Horse at the discretion of the attending Vet.
- If the Horse ambulance has to leave the Event site to remove seriously injured casualty to nearest available vet clinic, it should be remembered by Event organisers that a suitable back-up means of transporting an injured Horse should be available. If this is not available, then the BE Steward may have to consider stopping the competition until the Horse ambulance is back on site.

CHAPTER 11 ORGANISATION AND ADMINISTRATION; RIGHTS AND POLICIES

11.1 Programmes / Printed Material. Organisers must **provide programmes or printed materials** ~~publish a programme~~ for the Event which **must** include the following information:

- **BE Affiliated Event logo**
- The fact that the Event is held under the auspices and Rules of BE;
- Timetable of classes, sections and tests;
- List of entries with ~~optional pro-forma score sheet (in the same form as the public score board) at the time of going to press~~ **including** Horse's age, height, colour, sex, sire, dam-sire and all Owners' names ~~are included~~. **It is strongly recommended that Horses' breeding details are included in the list of entries (mandatory for young horse classes);**
- List of all Officials;
- **List of fences by class;**
- **Map(s) Plan of the cross country routes with fence numbers and approximate locations** ~~course, which may be in simplified form;~~
- Statement of Health and Safety policy at the Event; and
- Statement of liability in the following terms:
 - Except for the negligence of the Organiser and his agents or others for whom in law they are responsible, the Organiser does not accept responsibility in respect of any accident, illness or disease caused to or suffered by any Horse, owner, Competitor, spectator, sponsor and others present at the site of the Event and their property and accoutrements.

If the following information is not included in the Programme/Printed Material, it must be visible at the Secretary's:

- **Disability Access Notice**
- **List of Officials & Volunteers**
- **Timetable of Classes, Sections and Dressage Tests.**

11.2 Health and Safety.

11.2.1 The following statement will be included in the Event Programme and displayed at the Secretary's Office at the Event:

The Organiser of this Event has taken reasonable precautions to ensure the health and safety of everyone present. For these measures to be effective, everyone must themselves take all reasonable precautions to prevent accidents and must comply with any instructions given by the Organiser Officials and Stewards.

11.2.2 BE is responsible for devising the Health and Safety strategy for Eventing and for ensuring that such is carried out both at Events and at training sessions carried out under its auspices. The document in which this strategy is deployed is available for inspection at the BE Office. The Event Organiser is responsible for health and safety at the Event as well for himself as the Event Committee and the Health and Safety Steward. He and they will ensure that the Event reflects this strategy;

11.3 Disability. Riders with a disability that has been classified by the RDA (Riding for the Disabled Association) or the FEI may apply for dispensation for the use of

compensating aids. The application will be considered by the BE Chief Medical Officer and the BE Safety Chair. Application forms are available from medical@britisheventing.com

11.4 Media Rights. The ownership of all data generated by an Event (which without limitation shall include all information contained in an Event's programme and all of the scores and results arising from the competition) together with all media rights (including without limit broadcast rights for television, radio, film, video, digital and broadcast via mobile communication devices and the internet) (together "media rights") which are connected to any BE Affiliated One-Day Event, Two-Day Event or Three Day-Event, is expressly reserved by BE. No party including any Organiser, owner or Competitor may enter into any arrangement or agreement for the exploitation or use of any such data or media rights without the prior written consent of BE.

11.5 Data Protection.

11.5.1 Any information provided in connection with **membership applications** will be used to process membership and will be disclosed to affiliated Event Organisers, their employees and employees of BE, in order to process competition records. This data will also be disclosed to a number of third party organisations in order to provide an online entries system for use by affiliated Event Organisers. Competition records will be displayed on the BE website and may be displayed on the Event Organiser's website, and any site owned by the provider of an online entries system.

11.5.2 Should a Member receive an **injury** as the direct result of an accident occurring whilst participating in any Event organised by an affiliated Event Organiser, any medical reports relating to the Member's condition will be passed to BE. Any Medical Reports passed to BE will be held on Members' records and passed in confidence to the UK Transport Research Laboratory (TRL) for the purposes of safety analysis.

11.6 Safeguarding Equestrian Sport

11.6.1 Policy statement. British Eventing fully accepts its legal (The Children's Act 1989) and moral obligation to provide a duty of care, to protect all children (and vulnerable adults) and safeguard their welfare, irrespective of age, any disability they have, gender, racial origin, religious belief and sexual orientation. A child/young person is defined as a person under the age of 18 (The Children's Act 1989).

British Eventing along with all other BEF member bodies, fully adopts the BEF Child Protection & Duty of Care Policy, the full policy can be downloaded from the BEF website www.bef.co.uk as well as the leaflet Information & Guidance for Children in Equestrianism.

11.6.2 Policy Aims. The aim of the British Eventing Safeguarding Policy is to promote good practice:

- Providing children and young people with appropriate safety and protection whilst at British Eventing affiliated Events;
- Allow all staff, officials, Competitors and volunteers to make informed and confident responses to specific child protection issues.

11.6.3 Safeguarding Code of Conduct. To ensure that all forms of abuse are prevented and to help protect people who work with children and young Competitors, the

following guidelines must be followed by all staff, officials, Competitors and volunteers:

- Always work in an open environment (e.g. avoid situations where you and an individual child are completely unobserved);
- Respect the rights, dignity and worth of all Competitors and treat everyone with equality;
- Ensure the welfare of each child in the context of winning or achieving goals;
- Adults always promote the positive aspects of equestrianism and never condone rule violations or the use of prohibited substances;
- Ensure that if any form of manual/physical support is required, it should be provided openly. Children should always be consulted and their agreement gained. Some parents are becoming increasingly sensitive about manual support and their views should always be carefully considered;
- Recognise the developmental needs and capacity of children – avoid excessive training or competition and do not push them against their will;
- Secure parental consent in writing to act in loco parentis. If the need arises to administer emergency first aid and/or other medical treatment. Keep a written record of any injury that occurs, along with the details of any treatment given.

The following should be avoided except in emergencies. If cases arise where these situations are unavoidable it should be with the full knowledge and consent of someone in charge at an Event or the child's parents. For example, if a child sustains an injury and needs to go to hospital or a parent fails to arrive to pick a child up at the end of an Event:

- Avoid spending excessive amounts of time alone with children away from others;
- Avoid taking or dropping off a child to an Event;
- Allow allegations made by a child to go unchallenged, unrecorded or not acted upon;
- Do things of a personal nature for children or disabled adults, that they can do for themselves;

Officials, Competitors and volunteers should never:

- Engage in rough, physical or sexually provocative games;
- Allow or engage in any form of inappropriate touching;
- Allow children to use inappropriate language unchallenged;
- Make sexually suggestive comments to a child, even in fun.
- Invite or allow children to stay with them at their home unsupervised.

Note: It may sometimes be necessary for adults to do things of a personal nature for children particularly if they are young or are disabled. These tasks should only be carried out with the full understanding and consent of parents/carers. If a person is fully dependent on you, talk with him/her about what you are doing and give choices where possible.

If any of the following occur you should report this immediately to another colleague and record the incident. You should also ensure the parents of the child are informed:

- If you accidentally hurt a child or young person;
- If he/she seems distressed in any manner;
- If a child misunderstands or misinterprets something you have done.

11.6.4 Use of photographic/filming equipment at sporting Events. There is evidence that some people have used sporting Events as an opportunity to take inappropriate photographs or film footage of young and disabled sportspeople in vulnerable positions. All Event officials and volunteers should be vigilant and any concerns should be reported to the Lead Welfare Officer at British Eventing.

There is no intention to prevent coaches and teachers using video equipment as a legitimate coaching aid. However, performers and their parents/carers should be made aware that this is part of the coaching programme and such films should be:

- Stored securely;
- Used only by the trainer/coach for training purposes;
- Destroyed when the film is of no more value for training purposed or when requested to do so by the parent or carer.

Commercial photographers will usually be present at Events and connections and spectators will be taking wide angle and general photos. If, however, anyone has concerns over inappropriate or intrusive photography by any photographer during an Event, they should contact the Organiser or the BE Steward or Technical Adviser as promptly as possible. These officials will take such action as they consider appropriate at the time. Anyone with concerns of this nature arising after an Event, or requiring further information should contact the Lead Welfare Officer at the British Eventing Office.

If you require further information or have any queries, please contact the **Lead Welfare Officer** at the BE Office on 02476 698856.

11.7 Equal Opportunities Statement. British Eventing aims to ensure that all people, irrespective of race, colour, nationality, ethnic or national origin, disability, sex, sexual orientation or marital status, have an equal opportunity to take part in equestrianism at any level and in any role.

British Eventing will inform its members, employees and volunteers on the ownership adoption and implementation of equal opportunities within the sport of Eventing, and will monitor, review and evaluate progress in achieving these aims, feeding back to member bodies on progress made.

British Eventing's employment policy is to ensure that individuals are treated solely on the basis of their relevant aptitudes, skills and abilities. Accordingly, the British Eventing management team ensures that recruitment, selection, training, development and promotion procedures result in no job applicant or employee receiving less favourable treatment on the grounds of race, colour, nationality, ethnic or national origin, disability, sex, sexual orientation, marital status, or being a part time worker.

British Eventing members, employees and volunteers have a responsibility to ensure they assist British Eventing in successfully achieving its equal opportunities objectives by:

- Not discriminating against fellow members, employees, volunteers, suppliers or members of the public with whom they come into contact during the course of their equestrian pursuits;
- Not inducing or attempting to induce others to practice unlawful discrimination;

- Reporting any discriminatory action to the Lead Welfare Officer at British Eventing.

If you require further information or have any queries, please contact the **Lead Welfare Officer** at the BE Office on 02476 698856.

11.8 Social Media

11.8.1 BE recognises that the internet provides unique opportunities to participate in interactive discussions and to share information using a wide variety of social media. However, Members' use of social media can pose risks to BE's reputation and its confidential and proprietary information. It can also jeopardise its compliance with legal obligations.

11.8.2 Therefore, in the interests of the sport, when using the internet and all social media Members must not:

- Post any threatening, derogatory, obscene, indecent, seditious, offensive, pornographic, abusive, disparaging, racist, discriminatory, menacing, inflammatory, blasphemous, or defamatory statements or material, including, but not limited to, statements or material concerning BE, its members or former members, its sponsors, affiliates and stakeholders;
- Make any statements that could directly or indirectly damage BE's name;
- Use BE logos, brand names, slogans or other trademarks, or post any of its confidential or proprietary information without BE's prior written permission.

11.8.3 Moreover, if Members disclose or use in any way their BE membership when using social media, they must make it clear that they are speaking on their own behalf and that their views do not represent those of British Eventing.

11.8.4 Failure by Members to comply with the provisions of this Rule may result in disciplinary sanctions under these Rules and/or civil proceedings. BE may also require Members to remove postings, comments or any other submissions which may constitute a breach of this Rule.

11.8.5 BE reserves the right to monitor, intercept and review social media postings and activities to ensure that its Rules are being complied with, and for its legitimate business purposes.

11.8.6 BE will comply with any law, or request by any governmental or other regulatory authority, or order by a court or other authority of competent jurisdiction, requiring BE to disclose the identity or location of any Member posting any material in breach of this Rule. BE may share a Member's personal information with the police or any other governmental authority if it is asked to do so in connection with the investigation of suspected illegal activities.



If colic is a concern,
your horse's
DIGESTIVE SYSTEM
should be monitored
regularly.



Ask your veterinary surgeon to test your horse with the SUCCEED® Equine Fecal Blood Test™

Colic is a serious and deadly condition that can arise seemingly out of nowhere. It is critical to reducing your horse's risk of colic. Yet, early signs of digestive health issues can be unclear, or even non-existent.

That's why you should have your vet test your horse regularly with the SUCCEED Equine Fecal Blood Test (EFBT). The SUCCEED EFBT allows your vet to assess whether the horse has an underlying GI tract condition in minutes, right on the yard.

When you know what's going on beneath the surface, you can take action and keep your horse's digestive system running like it should.



© 2018 SUCCEED Equine Fecal Blood Test. All rights reserved. SUCCEED Equine Fecal Blood Test is a registered trademark of SUCCEED Equine Fecal Blood Test. All rights reserved.

SUCCEED Equine Fecal Blood Test is a registered trademark of SUCCEED Equine Fecal Blood Test. All rights reserved. SUCCEED Equine Fecal Blood Test is a registered trademark of SUCCEED Equine Fecal Blood Test. All rights reserved.

ANNEX 1 ENTRY FEES; ABANDONMENT INSURANCE PREMIUM; START FEES

1.1 Entry Fees are payable as follows:

2018 Entry Fees Excluding VAT	Entry Fee (not subject to VAT)	Abandonment Insurance Premium	Total Payable
BE80(T) / BE90 / BE100 without PM	£57.34	£6.16	£63.50
BE80(T) / BE90 / BE100 with PM	£60.64	£6.52	£67.16
BE105	£60.64	£6.52	£67.16
Novice	£69.91	£7.52	£77.43
Intermediate	£95.71	£10.29	£106.00
Advanced	£130.02	£13.98	£144.00
CIC1*	£107.86	£11.59	£119.45
CIC2*	£142.07	£15.27	£157.34
CIC3*	£229.56	£24.68	£254.24
BE100 3DE	£186.29	£20.03	£206.32
3DE	£307.58	£33.06	£340.64

2018 Entry Fees Including VAT	Entry Fee (subject to VAT)	Abandonment Insurance Premium	Total Payable
BE80(T) / BE90 / BE100 without PM	£68.81	£7.40	£76.21
BE80(T) / BE90 / BE100 with PM	£72.77	£7.82	£80.59
BE105	£72.77	£7.82	£80.59
Novice	£83.89	£9.02	£92.91
Intermediate	£114.85	£12.35	£127.20
Advanced	£156.02	£16.77	£172.79
CIC1*	£129.43	£13.91	£143.34
CIC2*	£170.48	£18.33	£188.81
CIC3*	£275.47	£29.61	£305.08
BE100 3DE	£223.55	£24.03	£247.58
3DE	£369.10	£39.68	£408.78

If VAT is applicable, an appropriate invoice may be requested which will be issued at the conclusion of the Event when the final fee for the entry has been finalised. Reference should be made to the Terms and Conditions as set out in the individual Event Schedule.

1.2 Start Fees (which will be published in the BE or FEI Schedules) are payable in accordance with the following scale:

BE80(T)	£0 to £17 (incl. VAT)
BE90/100 w/o PM	£0 to £17 (incl. VAT)
BE90/100 with PM	£0 to £17 (incl. VAT)
BE105	£0 to £17 (incl. VAT)
Novice	£0 to £22 (incl. VAT)
Intermediate	£0 to £27 (incl. VAT)
Advanced	£0 to £30 (incl. VAT)

CIC1*	£0 to £30 (incl. VAT)
CIC2*	£0 to £30 (incl. VAT)
CIC3*	£0 to £30 (incl. VAT)
BE100 3DE	n/a
3DE	n/a

ANNEX 2 INTERNATIONAL (FEI) COMPETITION

2.1 General

2.1.1 All international horse sports are governed by the rules of the Federation Equestre International (FEI). The FEI deals with National Federations (NFs). Our NF is the British Equestrian Federation (BEF).

2.1.2 This annex contains references and extracts from the FEI General Regulations, Eventing Rules and Veterinary Regulations; these rules are set out in full at www.fei.org

2.2 Registrations (Article 500.2.4 FEI Rules)

All Horses and Competitors competing in International Events must be registered annually with the FEI by way of the National Federation (BEF); details are obtainable from the BE International Department or from the downloads area of the BE website www.britisheventing.com

The time needed to process applications to the BE Office for FEI Registrations is 14 days. This time must be allowed for when submitting applications to the office. Applications will be dealt with in order of receipt. The normal charge for production of the Passport/Registration documentation is available on the BE website. BE cannot guarantee to process applications in a shorter time, but if it is possible, there may be an additional charge.

2.3 Horse Passports and Microchips (Article 137 FEI General Regulations)

2.3.1 Every Horse entered for any Competition at CIMs (see Appendix E) in a country other than the country of the Horse's residency, and all Horses entered for other CIs, FEI Championships, Regional, Olympic Games and Paralympic Games, at all times, must have an official, valid FEI passport, or a national passport approved by the FEI and inserted inside an FEI Recognition Card. In the case of Horses permanently resident in a Member State of the European Union, all Horses must have an acceptable national EU approved passport in compliance with Commission Regulations, to which an FEI recognition card is applied. The exception to the latter being the possession of an FEI passport which has been continually revalidated without any interruption.

2.3.2 Notwithstanding the paragraph above, Horses taking part in CIMs (see Appendix E) and in CSI-P in their country of residence are not required to have a FEI Passport or FEI Recognition Card as mentioned in paragraph 1. All such Horses must be properly registered with the FEI and identifiable. All Horses permanently resident within a Member State of the European Union must have as a minimum a suitable national EU approved passport in compliance with Commission Regulation. As of 1 January 2017 the following requirements apply to Horses that are registered with the FEI for the first time: (i) to be identifiable at least by a National Passport approved by the FEI or a FEI Passport; and (ii) scans of the required pages of the National Passports approved by the FEI and/or FEI Documents must be uploaded by the NFs to the FEI Database prior to the Horse being definitely entered in the Event.

2.3.3 All FEI and/or national passports must include the full name, address and signature

of the Owner as registered by the NF. The description of the Horse and the diagram must be accurately completed in order to be acceptable, and the FEI and/or national passport must include a record of all vaccinations and medication control tests. Whenever the name of a Horse with an FEI and/or national passport is changed, or any pertinent changes are made to an FEI and/or National Passport, the NF must notify the FEI.

2.3.4 NFs are responsible for issuing FEI passports and FEI Recognition Cards for all Horses required to have them and for ensuring that the FEI and/or national passports are correctly completed, as specified in the VRs, prior to being authenticated by the stamp of the NF and the signature of an Official of the NF. In all cases NFs must be content that the description of the Horse must be accurately completed to a suitable standard. NFs must provide the identification page to the FEI for registration. The Person Responsible for a Horse at an Event is responsible for the accuracy of the FEI and/or national passport and for presenting it at the passport control, except for Events with borrowed Horses (Article 111) where it is the responsibility of the host NF.

2.3.4.1 As of 1 January 2010 the FEI does not issue passports for horses which are statutory subject to the European Union identification requirements laid down in Commission Regulation. Art. 1010 and Annex XVII, VRs apply to EU Horses documentation procedures. The exception being the revalidation of an FEI passport that has been continuously revalidated without interruption.

2.3.5 A Horse may only have one FEI passport or one national passport with an FEI Recognition Card as per paragraph 1 of this Article and one permanent FEI number. If an NF is satisfied that an FEI and/or national passport has been lost or if any section of the FEI and/or national passport is full, it must issue an FEI and/or national passport clearly marked "duplicate" and bearing the same number as the original FEI passport. The issue of a duplicate FEI and/or national passport must be reported to the FEI (see VRs).

2.3.6 OCs must arrange for each Horse to be positively identified at the passport control during the examination on arrival, in accordance with the VRs. Any case of misleading or inaccurate information in an FEI and/or national passport, or if the Horse cannot be positively identified, must be reported to the President of the Appeal Committee, who must report the case to the FEI, giving the number of the FEI and/or national passport with the FEI Recognition Card and the name of the Horse.

2.3.7 If any Horse arrives at a CI, FEI Championship, Regional Games or Olympic Games without an FEI and/or national passport with an FEI Recognition Card, or if its FEI or national passport is inaccurate, it must not be allowed to compete unless the Appeal Committee (or the Ground Jury if there is no Appeal Committee) gives its approval. Only in exceptional circumstances may a Horse without an FEI or national passport or without an FEI Recognition Card be allowed to compete.

2.3.8 All Horses registered for the first time with the FEI must be identifiable with a microchip, compatible with ISO 11784 and ISO 11785.

2.4 Vaccinations

All horses competing under FEI Rules are required to be vaccinated in accordance with FEI Veterinary Regulations and Eventing Rules. These require that booster

vaccinations be given within 6 months of the *arrival at the stables*, which may be extended by 21 days in order to provide a window for revaccination; a shorter interval is permitted, but this will set the date for the next booster vaccination.

2.4.1 Extract FEI Veterinary Regulations

I. Article 1002 – Vaccinations and Infectious Diseases

1. All laboratory tests performed for infectious disease testing, particularly those required by government legislation, must be recorded in the Passport.
2. All Horses entering the FEI Stables Area and/or participating in FEI Events must be vaccinated against equine influenza, according to Article 1003. Exceptions may be granted by the FEI Veterinary Department and where national legislation states otherwise which shall only be applicable to Horses competing in that nation.
3. Vaccinations administered against Equine Influenza and other equine infectious diseases must be entered in the Horse's Passport on the correct vaccination page.
4. The name and batch number of the vaccine and the date of administration must be recorded in the Passport.
5. Vaccination must be administered by a veterinarian who must sign and stamp the Passport against the relevant vaccination entry.
6. Errors in recording vaccination details must be corrected by marking a single line through the incorrect information and re-writing all the details for that vaccination on a new line. The person marking through the incorrect information must place their initials next to the deletion. The use of correction fluid is prohibited.
7. When a new or duplicate FEI Passport is issued, the Horse's veterinarian can use the following statement to summarise a long equine influenza history: "The vaccination history of this Horse is correct to date in accordance with the FEI Veterinary Regulations. Last vaccination on 00/00/00 date".
8. No vaccination shall be given within seven days of the Horse's arrival at the Event.
9. Vaccinations must not be given to Horses at FEI Event sites.

II. Article 1003 – Equine Influenza Vaccination Requirements

1. All proprietary Equine Influenza vaccines are accepted by the FEI, provided the route of administration complies with the manufacturer's instructions (i.e. intramuscular injection or intranasal).
2. An initial Primary Course of two vaccinations must be given; the second vaccination must be administered within 21-92 days of the first vaccination.
3. The first booster must be administered within 7 calendar months following the date of administration of the second vaccination of the Primary Course.
4. Booster vaccinations must be administered at a maximum of 12 month intervals however Horses competing in Events must have received a booster within 6 months +21 days (and not within 7 days) before arrival at the Event.
5. Horses may compete 7 days after receiving the second vaccination of the primary course.
6. Horses that have received the Primary Course prior to 1 January 2005 are not required to fulfil the requirement for the first booster, providing there has not been an interval of more than 12 months between each of their subsequent annual booster vaccinations.

BE Members are therefore advised to check their horse's vaccination dates carefully

before applying for FEI passports and entering FEI events as the vaccination interval is slightly shorter than required under BE rules.

2.5 Structure of Competition

2.5.1 Extract from FEI Eventing Rules - Structure of Competition

Article 501 Competitions and Series

501.1 International (CIs)

Competitions with an individual classification. Location, date and level of CIs must be approved by the FEI. Special requirements may apply for 3&4 star level Competitions at new venues.

Article 502 Formats and Levels

Competitions are also defined by their format and level.

502.1 Formats

502.1.1 Definition

Formats define some of the technical aspects of the Competition (duration of the Competition, intensity of the Cross Country Test, order of tests, etc.)

502.1.2 Long Format Competition (CCIs)

A Long Format Competition may take place over three or more days. The Dressage Test will be spread over one or more consecutive days, depending on the number of competitors, directly followed on the next day by the Cross Country Test that will be directly followed on the next day by the Jumping Test.

In the Long Format Competitions the Cross Country course will be of such a length that the Horse is required to be supremely fit and stamina will be required for success.

The Cross Country Test will always take place before the Jumping Test.

502.1.3 Short Format Competition (CICs)

A Short Format Competition may take place over one or more days. The Dressage Test will always take place first and will be followed on the same or following days by the Jumping and Cross Country Test.

In the Short Format Competition the level of difficulty of the Cross Country course is similar to the Long Format according to the star system, but the course is shorter and the intensity of efforts will be higher.

The Cross Country Test will preferably take place after the Jumping Test.

502.2 Levels of difficulty

The levels indicate the degree of difficulty of the Competition and are defined by a progressive star system ranging from the lower level to the higher.

Four star levels are defined for the Long Format and three star levels for the Short Format. The Four star level Competitions require the maximum level of training and experience from both Athlete and Horse.

Article 503 Categories

503.1 Pony, Junior and Young Rider Competitions

Pony, Junior and Young Riders Competitions may be organised according to the age group of the Athletes.

503.1.1 Pony Competitions

An Athlete may compete as a Pony Rider from the beginning of the calendar year in which he reaches the age of 12 until the end of the year in which he reaches the age of 16.

A Pony Rider may compete in Eventing Competitions not limited to Ponies if appropriately qualified without losing his status as a Pony Rider.

503.1.2 Junior Competitions

An Athlete may compete as a Junior from the beginning of the calendar year in which he reaches the age of 14 until the end of the calendar year in which he reaches the age of 18.

503.1.3 Young Rider Competitions

An Athlete may compete as a Young Rider from the beginning of the calendar year in which he reaches the age of 16 until the end of the calendar year in which he reaches the age of 21.

503.2 Age of Athletes

An Athlete is considered a Senior from the beginning of the calendar year in which he reaches the age of 18. International Competitions, Championships and Games are limited to senior Athletes unless specifically organised for Juniors or Young Riders or Pony Riders with the following exceptions.

- a. With the express permission of his National Federation, an Athlete may compete in a two star Competition from the beginning of the calendar year in which he reaches the age of 16.
- b. With the express permission of his National Federation, an Athlete may compete in a one star level Competition from the beginning of the calendar year in which he reaches the age of 14.

503.3 Young Horses Competitions

Young Horses Competition may be organised according to the age of Horses for six and seven year old Horses.

Such Competitions may only take place at 1&2 star level.

503.4 Age of Horses

The following minimum age of Horses will apply for all Competitions:

- a. **Introductory Level**, One and Two star level Competition: a Horse may compete in Competitions of **Introductory Level** 1&2 star level from the beginning of the calendar year in which he reaches the age of six.
- b. Three star level Competition: a Horse may compete in Competitions of three star level from the beginning of the calendar year in which he reaches the age of seven.
- c. Four star level Competition and Three Star Level Championships: a Horse may compete in Competitions of four star level or Three Star Championships from the beginning of the calendar year in which he reaches the age of eight.

503.5 Ponies

503.5.1 Definition

For the definition of a Pony and Pony measuring protocol please refer to the FEI Veterinary Regulations.

503.5.2 Age of Pony

A Pony may compete in Pony Competitions from the beginning of the calendar year in which reaches the age of six.

Except for the specific Competitions limited to Ponies, all international Competitions are open equally to Horses and Ponies, providing the Ponies and their Athletes meet all relevant qualifications.

Article 504 Participation Restrictions

504.1 Number of Horses per Athlete

504.1.1 Championships and Games

An Athlete may only ride one Horse.

504.1.2 CIOs

An Athlete may ride only one Horse as a member of a team and may ride in only one team.

Where an Athlete is entered with a Horse in a Team Competition, he must always ride that Horse before any additional Horse he is riding in the Individual Competition.

504.1.3 CIs

There is no limitation to the number of Horses an Athlete may ride in an Individual Competition, with the following exceptions:

- a. The Organising Committee may impose a balloting procedure, in its absolute discretion, whether for time-tabling or any other reason. Such a procedure must be published in the schedule of the Competition.
- b. If a Competition has more entries than it can accommodate, no Athlete may ride more than two Horses (or one Horse if so decided by the Organising Committee).

National Federations are anyway responsible, in entering Athletes in international Competitions, to ensure that no Athlete rides more Horses than his abilities in any one day of Cross Country.

NOTE: Oversubscription – British International Events.

After accepting any horses at the special request of the Selectors, if the Event is oversubscribed, horses will be excluded according to the details published in the FEI schedule for that event.

504.2 Other Participation Restrictions

504.2.1 One star Level Competitions

A Horse that has obtained a Minimum Eligibility Requirement at a four star level Competition in the current or preceding year may not be entered in a one star Competition unless the Athlete is **non- categorised**.

504.2.2 Championships

Athletes and Horses may only take part in either a Pony, Junior, Young Rider or Senior Championship in any calendar year.

504.2.3 Junior Championships

Junior Championships are open to all Horses except those which have obtained a

MER in a four star Competition, in a Senior Eventing Championship or in Eventing at the Olympic Games during the preceding or current year.

Once an Athlete has taken part in an Eventing Championship for Seniors or in Eventing at a Regional or Olympic Games, he can no longer go back to an Eventing Junior Championship.

2.6 International MERs For Participation

The MERs for all International Competitions comprise requirements imposed separately by the FEI and by the National Federations and thus the National element varies according to the nationality of the Competitor.

The MERs which apply to GBR Horses and Competitors for entry in CIs and CIOs are set out in the table under 520. There are also some additional requirements for GBR Youth Competitors.

2.6.1 Both horses and Competitors must satisfy the rules for qualification at CCI & CIC1*, 2*, 3* or 4* levels as detailed in the FEI Rules of Eventing. However in addition to this the following BE Rules apply:

- By the close of entries: Except with the permission of the Chief Executive, only Grade 2, 3 or 4 horses are eligible to enter a CCI1* & CIC1*
- Horses and Competitors may only be exempted from the qualifying standards at CIC* and CCI1* level with the permission of the Chief Executive or Performance Manager. Applications must be made via the International Department at BE setting out the reasons why it has not been possible to achieve the full qualification and a brief outline of the horse's performance. Exemptions will only be granted in exceptional circumstances.
- The minimum parameter to be achieved if using national qualifications for Intermediate (CNC2*) & Advanced (CNC3*) level competitions is as follows:-
 - 50 or less in the dressage
 - Clear XC Jumping
 - 30 or less XC time penalties
 - 16 or less SJ Jumping Penalties

2.6.2 Extract from the FEI Eventing Rules

Article 516 Principles

In order to be entered in an international Competition Athletes and Horses must first and foremost fulfil the criteria set by their National Federation.

In addition to the criteria set by National Federations the eligibility to compete will be determined by the achievement of a number of Minimum Eligibility Requirements (Art. 517) in international Competitions.

MERs have to be achieved by the Horse or by the Athlete/Horse as a combination according to the level of competence/experience (Art. 519 Athletes Categories) of the Athlete and the level of the Competition. National Federations are encouraged to set stronger and additional criteria to FEI's minimum requirements for Horses and Athletes.

Organising Committees, with the approval of the FEI and their own National Federation, may also impose additional criteria for Horses and/or Athletes, which must be published in the schedule approved by the FEI.

The Technical Delegate, or his nominee, shall check that all Horses and Athletes are correctly entered by their National Federation and registered with the FEI.

Article 517 Minimum Eligibility Requirement (MER)

A Minimum Eligibility Requirement is achieved by completing a Competition within minimum parameters of all round performance as follows:

- a. Dressage Test: not more than **45 (or 55%)** 67 penalty points.
- b. Cross Country Test:
 - A clear round at obstacles (see Art. 520 for exception).
 - Not more than 75 seconds [30 penalties] exceeding the optimum time in the Cross Country Test for one, two and three star level Competitions and 100 seconds [40 penalties] in the case of four star level Competitions.
- c. Jumping Test: not more than 16 penalties at obstacles.

NOTE: All MERs obtained in previous years will be counted according to the rules in place at that time.

Article 518 Minimum Eligibility Requirement Validity Period

518.1 Championships

The valid period for obtaining a Minimum Eligibility Requirement is from the preceding calendar year to the closing date of the nominated entries.

518.1 CIs & CIOs

- a. At least 24 days before the Cross Country Test of the Competition for which is needed if the MER has been achieved at a Long Format Competition (CCIs).
- b. At least 10 days before the Cross Country Test of the Competition for which is needed if it has been achieved at a Short Format Competition (CICs).

Article 519 Athletes Categories

FEI Athlete categories for Eventing define a recognition of proven competence of the Athlete at a certain level.

Athletes will be categorised (Uncategorised International D, C, B, A) according to their performance in a rolling eight years period as defined in the following table.

D	Fifteen (15) MER at FEI short (CICs) or long (CCIs) format Competitions of one star level or above; or five (5) MERs at FEI short (CICs) or long format (CCIs) competitions at higher level.
C	Fifteen (15) MER at FEI short (CICs) or long (CCIs) format competitions of two star level or above; or five (5) MERs at FEI short (CICs) or long format (CCIs) competitions at higher level.
B	Fifteen (15) MER at FEI short (CICs) or long (CCIs) format Competitions of three star level or above; or five (5) MERs at FEI long format (CCIs) competitions at four star level.
A	Fifteen (15) MER at FEI short (CICs) or long (CCIs) format Competitions of three star level or above of which five at four star level.

The Athlete category will be updated according to the performances on 1st July and at the end of each calendar year taking into account the relevant rolling eight years.

Article 520 Minimum Eligibility Requirements for CIs and CIOs

The following table details the requirements needed to be entered in the different formats, categories and levels of international Competitions. **NFs are required to set national participation requirements as per Art 516 to apply for all**

Level	Rider Type	2018 Requirements for GBR Horses & Riders
1*	All Athletes	2 x Novice
	A, B, C & D FEI Athletes	1 x C11* OR 1 x CNC2*
	Uncategorised Athletes	1 x C11* PLUS 1 x CNC2*
2*	A & B FEI Athletes	1 x C12* PLUS (2 x C12* OR 1 x CNC3*)
	Uncategorised and C & D Athletes	2 x C12* PLUS (2 x C12* OR 1 x CNC3*)
3*	All Athletes	(4 x Novice PLUS 1 Intermediate) OR (4 x Novice PLUS 1 x C1C1*) OR (6 x Novice)
	A, B, C & D FEI Athletes	(1 x CC11* OR 1 x C1C2*) PLUS (1 x C1C2* OR 2 x CNC2*)
	Uncategorised FEI Athletes	(1 x CC11* OR 1 x C1C2*) AND 1 x C1C2* PLUS (1 x C1C2* OR 2 x CNC2*)
4*	A & B FEI Athletes	1 x CC12* PLUS 1 x C1C3* PLUS (1 x C1C3* OR 1 x CNC3*)
	Uncategorised, C & D FEI Athletes	1 x CC12* AND 1 x C1C3* PLUS 1 x C1C3* PLUS (1 x C1C3* OR 1 x CNC3*)
5*	A FEI Athletes	1 x CC13* PLUS 1 x C13* PLUS (1 x C13* OR 1 x CNC3*)
	B FEI Athletes	1 x CC13* AND 3 x C13*
6*	Uncategorised and C & D FEI Athletes	2 x CC13* AND 2 x C13* PLUS 1 x C13* OR 1 x CNC3*

MERs in blue are GBR MERs, MERs in green are FEI MERs. For further information on MERs please see 2.6.3 of this annex. Specific requirements for Competitors in the year of their 18th birthday and younger can be found in 2.6.3 of this annex.

categorisations. Exceptions for MERs:

- The 1st activation of a frangible/deformable device (11) will allow a MER.
- When multiple Minimum Eligibility Requirements are required for CIs and CIOs, one of the Minimum Eligibility Requirements can be achieved incurring 20 penalties at the obstacles of the Cross Country Test. (See below for Minimum Eligibility Requirements for Championships & Games).

520.1 Athletes not yet categorised at the level of the Competition

For Athletes not yet categorized at the level of the Competition the Minimum Eligibility Requirements must be achieved as a combination according to the table on page 100.

520.2 Athletes already categorised at the level of the Competition

Athletes already categorised at the corresponding level or above, can either use the full requirements for uncategorised Athletes as per Art 520.1 as a combination or the Minimum Eligibility Requirements according to the following table:

Short Format:

C1C1* All Athletes	2 x Novice
C1C2* C or B or A FEI Athletes	1 x C11* OR 1 X CNC2*
C1C3* B or A FEI Athletes	2 X C12* OR 1 X CNC3* + 1 X C12* (HORSE ONLY)

Long Format:

CC11* All Athletes	4 X NOVICE PLUS 1 X INTERMEDIATE OR 4 X NOVICE PLUS 1 X C1C1* OR 6 X NOVICE
CC12* C or B or A FEI Athletes	1 X C1C2* OR 2 X CNC2* + (1 X CC11* OR 1 X C1C2*) (HORSE ONLY)
CC13* B or A FEI Athletes	1 X C1C3* PLUS (1 X C1C3* OR 1 X CNC3*) + 1 X CC12* (HORSE ONLY)
CC14* A FEI Athletes	1 X C13* PLUS (1 X C13* OR 1 X CNC3*) + 1 X CC13* (AS A COMBINATION)

- 2.6.3 In the following table the FEI MERs are shown in green and the NF MERs for GBR Competitors are in blue. In some cases, the FEI and the GBR requirements separately involve 'multiple' qualifying rounds (e.g. 2XMER or 1MER plus 1MER) and some involve only 'single requirements'.

Both FEI and GBR NF Rules provide that where 'multiple' MERs are required, one cross country round, but no more than one overall, can be achieved incurring 20 penalties at the obstacles on the cross country, ('a 20 penalty round')
Thus,

- Where 'multiple' MERs are required by the FEI, a Competitor may satisfy one of these 'multiple' requirements by relying on 'a 20 penalty round' as a qualifying round.

Alternatively, i.e. not additionally,

- Where 'multiple' MERs are required by the GBR NF, a Competitor may satisfy

one of these ‘multiple’ requirements by relying on ‘a 20 penalty round’ as a qualifying round.

For the avoidance of doubt, a Competitor may not rely on more than one ‘20 penalty round’ to fulfil ‘multiple’ MER requirements at any given level. All ‘single’ requirements can only be fulfilled by clear rounds at the obstacles on the cross country.

By way of examples:

- If both the FEI (green) and the NE (blue) require ‘multiple’ MERs, only one of these, either FEI or GBR NF, may be achieved incurring 20 jumping penalties on the cross country; all remaining requirements, whether ‘multiple’ or ‘single’, must be clear jumping cross country
- If either the FEI (green) or the GBR NF (blue) require ‘multiple’ MERs, and the other has only a ‘single’ requirement, it is only one of the ‘multiple’ requirements which may be achieved incurring 20 jumping penalties on the cross country; all remaining requirements must be clear jumping cross country.

GBR Youth Requirements for International Classes

- All Competitors who are in the year of their 18th birthday, or younger, who wish to enter CIC or CCI classes must achieve the relevant MERs as a combination.
- Any Competitor who is in the year of their 18th birthday, or younger, may only enter a ~~{CIC** or CCI**}~~ **CI** or CI***** with an Exemption (Rule 2.9.3.5)
- Any Competitor who is in the year of their 16th birthday or younger may only enter at CI* class with an Exemption (Rule 2.9.3.5)

NOTE: NFs have the option to apply to use CNs (national Competitions) for qualification purposes can be available. Targeted CNs are those for which the FEI has received and approved a request from the relevant NF for this specific purpose. MERs obtained at the specific targeted national Events will only count for upgrade in the same year and not for Athletes categorisation.

The application must be sent a minimum of 4 weeks before the Event. An FEI 3&4 star Technical Delegate must function at the Event taking responsibility for the technical standards/level of the Competition and must report to the FEI (TD report) including full results.

Article 521 Minimum Eligibility Requirements for Championships & Games

For Championships & Games all Minimum Eligibility Requirements (MERs) must be achieved as a combination and must be clear on the obstacles of the Cross Country Test. The 1st activation of a frangible/deformable device (11 penalties) will still allow a MER.

This includes MER obtained as per NF Requirements.

CH 1*	1 CCI 1* (Long)
CH 2*	1 CCI 2* (Long)
CH 3*	1 CCI 3* (Long)
CH 4*	(1 CCI 4* (Long)) or (1 CCI 3* (Long) + 1 CI 3* (Long or Short))

For the valid period of obtaining a Minimum Eligibility Requirement, refer to Article 518: Minimum Eligibility Requirement Period.

Qualification for Young Horse Championships will be established separately by the Eventing Committee on an annual basis.

Article 522 Reverse Qualification

522.1 Reverse Qualification - Horse

A reverse qualification is the obligation for a Horse to show restored competence at a lower level (MER) after a number of unsuccessful attempts at a certain level. Reverse qualification only applies to the Horse.

A reverse qualification is triggered

- by two (2) consecutive Cross Country eliminations or
- a total of three (3) Cross Country eliminations within a twelve (12) months rolling period of time in international Competitions.

For this purpose the relevant reasons of elimination on Cross Country would be:

- Three (3) refusals
- Fall of Horse or Athlete
- Dangerous riding

Reverse qualifications remain unless cleared by a MER. In the case of a reverse qualification at certain level the Horse must obtain a Minimum Eligibility Requirement in an international Competition at a lower level before being allowed to compete again at the original level (e.g. Horse with 2 eliminations at 3 star level (any format) must obtain MER at 2 star level (any format) before going back to 3 star level (any format)).

If a reverse qualification is triggered by eliminations that occur at different levels (any format), then the Horse must obtain a MER at the level below (any format) the highest level of Competition at which an elimination occurred.

If a reverse qualification is triggered following eliminations at 1 star level (any format) then the NF must assess the Horse and provide a written report to the FEI Eventing Department before the Horse may again take part in any international Eventing Competition.

522.2 Reverse Qualification - Athlete

In addition to the above, should an Athlete be fully involved with two (2) reverse qualifications within a twelve (12) months rolling period of time his category (Art 519) will drop down one (1) level for one (1) year, as of the date of the second reverse qualification.

523 Athletes Welfare

523.1 Medical Information

To ensure that vital information is available to first aid or medical personnel in case of emergency, athletes must comply with the following:

- Providing a valid contact information is mandatory for all Athletes. The telephone number of an accompanying person/next-of-kin must be provided to the Event secretariat upon arrival (OC and medical officer to ensure all information has been received before the cross country).
- Declaration of medical condition
Athletes with medical conditions that may be relevant in the case of a medical emergency are responsible, at every Event when riding, for wearing a medical data carrier* from a system provider able to communicate information at least in English. Alternatively (and at the minimum) a medical armband of good

quality can be used. Athletes who chose to wear an armband should download and fill the form available for this purpose on the FEI's website.

**Medical data carrier (also called "medical identification tag"): small emblem or tag worn on a bracelet, neck chain, or on the clothing, intended to alert paramedics/physicians/first responders that the wearer has an important medical condition.*

Conditions that are relevant include recent head injury, serious past injuries/surgery, chronic health problems such as diabetes, long-term medications and allergies. If in doubt, the Athlete should discuss this with his own treating physician.

2.7 FEI Dress Regulations

2.7.1 Extract from the FEI Eventing Rules

Article 538 Dress

538.1 General

Whilst riding in Competition, Athletes must ensure that long hair is tied and neat.

538.1 Protective Headgear

While riding on the show grounds, the use of a properly fastened Protective Headgear will be mandatory. Protective headgear must comply with any of the European (EN), British (PAS), North American (ASTM), Australian/New Zealand tested standards.

Failure to wear such Protective Headgear where and when required after being notified to do so by an Official, shall result in a Yellow Warning Card, being issued to the Athlete unless exceptional circumstances apply.

As an exception, Senior Athletes may be allowed to remove their headgear while accepting prizes during the National Anthem. It is recommended that Athletes not remove their Headgear during the lap of honour.

538.1.2 Whips

- a. **Training** – A whip no longer than one 120 centimetres including lash is allowed when riding on the flat at any time. A whip no longer than 75 centimetres and not weighted at the end is allowed while jumping any obstacle.
- b. **Horse Inspections** - A whip no longer than 120 centimetres including lash is allowed at the Horse Inspections.
- c. **Dressage Test** - A whip is not allowed entering the space around the arena and during the Test.
- d. **Cross Country** and Jumping Tests - A whip no longer than 75 centimetres and not weighted at the end is allowed during these tests.

538.1.3 Spurs

- a. **General** - Spurs are optional for all three Tests. Spurs capable of wounding a Horse are forbidden. Spurs must be of smooth material (metal or plastic). If there is a shank it must not be more than four centimetres long (the overall shank must be measured from the boot to the end of the spur) and must point only towards the rear. The end of the shank must be blunt to prevent wounding a Horse. If the shank is curved, the spurs must be worn only with the shank directed downwards. Metal or plastic spurs with round hard plastic or

metal knobs "Impulse spurs" and "Dummy spurs" with no shank are allowed.

- b. **Rowel Spurs** - Spurs with rowels are allowed in the three Tests and when practising/warming up for Dressage and Jumping. If they are used, rowels must be free to rotate and the rowel must be round and smooth (no tines allowed). For pony competition, rowel spurs are not allowed for all tests.

538.1.4 Boots

Boots worn during the Dressage and Jumping Tests (other than as part of regulation service dress) must be black, brown or black with a brown top.

538.2 Dressage Test

538.2.1 Civilian

Hunting dress or uniform of a riding club; white shirt and tie; gloves; white, fawn or cream breeches; long riding boots (or short boots with matching full grain smooth leather chaps); hunting cap, protective headgear or top hat.

At CICs of 1&2 star level civilian may also wear a tweed jacket with fawn or beige breeches and black or brown boots.

Please refer to FEI Dressage Rules in regard to use of protective headgear and top hat/bowler, as well as entering the arena with whip, with boots on Horse's leg or with discrepancy in dress.

538.2.2 Members and employees of military establishments and national studs

Service dress and gloves, regulation headgear are compulsory for members and employees of military establishments and national studs.

Please refer to FEI Dressage Rules in regard to use of protective headgear and top hat/bowler.

538.3 Cross-Country Test

Body protectors are compulsory for this Test including when schooling over Cross-Country fences, at any time.

538.4 Jumping Test

537.4.1 Civilian

Hunting dress or uniform of a riding club; white shirt and tie; white, fawn or cream breeches; boots are compulsory for this Test. At CICs of 1&2 star level civilian may also wear a tweed jacket with fawn or beige breeches and black or

538.4.2 Members of Armed and Police Forces

Service dresses are compulsory for members and employees of military establishments and national studs.

538.5 Inspection of Dress

A Steward can be appointed to inspect whips, spurs and item of dress before any Test.

He has the authority to refuse permission to start for any Athlete, whose whip or spurs contravene articles 537.1.3 and 537.1.2. He will immediately report the

circumstances to the Ground Jury for confirmation.

An Athlete who competes with illegal whip(s), spurs or incorrect items of dress is liable to elimination, at the discretion of the Ground Jury.

2.7.2 Extract from the FEI Eventing Rules – Saddlery

Article 539 Saddlery

Please also refer to FAQ guidelines on Tack, Equipment and Dress for latest clarifications. Reference as per Annex B.3

539.1 Training and Exercising

539.1.1 Compulsory

An English type saddle and any form of bridle, including double bridle, snaffle, gag or hackamores are compulsory.

539.1.2 Permitted

Running martingales, Irish martingales, bit guards, boots, bandages, fly shields, nose covers and saddle covers are permitted.

539.1.3 Permitted for Lunging

Single direct side reins are permitted only while lunging (only with one lunge line) as are running reins and chambons.

539.1.4 Forbidden

Other martingales, any other kind of gadget (such as bearing, side or balancing reins, etc.) and any form of blinkers, are forbidden under penalty of elimination.

539.2 Dressage Test

539.2.1 Compulsory

An English type saddle and a permitted bridle are compulsory.

539.2.2 Permitted

- a. A double bridle with cavesson noseband i.e. bridoon and curb with curb chain (made of metal or leather or a combination). Cover for curb “chain” can be made of leather, rubber or sheepskin is permitted, as authorized by the Dressage Rules. Double bridle is not allowed for one star level CCIs (Long) and CICs (Short).
- b. A snaffle bridle of which the bit is made of metal, rubber or plastic material is also permitted as authorised by the Dressage Rules. The bridle must be made entirely of leather, except for a small disc of sheepskin, which may be used under the intersection of the two leather straps of a crossed noseband.
- c. A breast plate may be used.
- d. Ear hoods are permitted for all Events and may also provide noise reduction. However, ear hoods must not cover the Horse’s eyes and ear plugs are not permitted (with the exception of Dressage Rules Art. 428.7.2). The ear hoods should be discreet in colour and design.

Note: For sponsor logo and national identification on Ear Hoods – see General Regulations art.135.

For drawings of permitted bits and nosebands, see Dressage Rules – Saddlery, table

Bits and table Nosebands. Certain tests may specify that only a snaffle bridle is allowed.

Certain tests may specify that only a snaffle bridle is allowed.

539.2.3 Forbidden

Martingales, bit guards, any kind of gadgets (such as bearing, side, running or balancing reins, etc.), any form of blinkers, earplugs, nose covers and saddle covers, are under penalty of elimination, strictly forbidden in accordance with the FEI Dressage Rules.

False tails are permitted provided they are not weighted or otherwise enhanced in any way whatsoever.

539.3 Cross Country and Jumping Tests

539.3.1 Permitted

The type of saddlery is optional. Gags or “bitless bridles” are allowed as are unrestricted running martingales or Irish martingales. Reins must be attached to the bit(s) or directly to the bridle. The stirrup iron and stirrup leathers must hang free from the bar of the saddle and outside of the flap.

539.3.2 Forbidden

Any form of blinkers, side, running or balancing reins; tongue straps and/or tying down the Horse’s tongue; any other restrictions, any bit or other item of saddlery likely to wound a Horse. Sheepskin (or other material) may not be used as addition on cheek pieces of the bridle. For cross country, any device which could restrict the smooth separation of the Athlete’s boot from the stirrup in case of a fall is forbidden.

539.3.3 Jumping Test - Boots

For the Jumping Test, the total maximum weight of equipment allowed to be added to a Horse’s leg, front or hind (single or multiple boots, fetlock rings etc), is five hundred (500) grams (shoe excluded).

For Young Horses Competition with regard to boots on hind legs the FEI Jumping Rules (Art.257.2.4) will apply.

Failure to comply with this paragraph will incur elimination.

539.4 Inspection of Saddlery

A Steward can be appointed to check the saddlery of each Horse before it enters the arena or starts a test.

In the Dressage Test the checking of the bridle must be done with the greatest caution.

If the Athlete so requests, the bridle and bit may be checked immediately after the test has been completed. However, should the bridle or bit in such a case be found not to be permitted, the Athlete will be eliminated.

2.8 FEI Cross Country Dimensions, Distances, Speeds and Jumping Efforts

2.8.1 Extract FEI Eventing Rules - Cross Country

546.2 Distances and Speeds

The distances and speeds demanded for the different levels are determined by the intended difficulty of the whole test.

Course Designers, within the limits shown in Table of Distances, Speeds, Times and Jumping Efforts for the relevant level of Competition see Annex B table Distances, will choose the most suitable distance for the specific Competition.

Any exceptional modification to the distances and speeds specified in Annex B of the FEI Eventing Rules, Distances must be approved by the Eventing Committee, except as provided for in Article 537.2.

Annex B - Cross Country Obstacles Maximum Dimensions

	One star	Two star	Three star	Four star
Fixed	1.10 m	1.15 m	1.20 m	1.20 m
Brush	1.30 m	1.35 m	1.40 m	1.45 m
Top Spread	1.40 m	1.60 m	1.80 m	2.00 m
Base Spread	2.10 m	2.40 m	2.70 m	3.00 m
Without Height	2.80 m	3.20 m	3.60 m	4.00 m
Drop	1.60 m	1.80 m	2.00 m	2.00 m

Distances - Speeds - Jumping Efforts

NOTE: Modified Tables of Distances - Speeds - Jumping Efforts

Long Format (CCI) Cross Country Distances - Jumping Efforts – Speeds

Level	Distance		Efforts		Speed	Time	
	Min	Max	Min	Max		Min	Max
1*	3640	4680	25	30	520	7'00"	9'00"
2*	4400	5500	30	35	550	8'00"	10'00"
3*	5700	6270	35	40	570	10'00"	11'00"
4*	6270	6840	40	45	570	11'00"	12'00"

Short Format (CIC) Cross Country Distances - Jumping Efforts – Speeds

Level	Distance		Efforts		Speed	Time	
	Min	Max	Min	Max		Min	Max
1*	2600	3120	25	30	520	5'00"	6'00"
2*	3025	3575	27	32	550	5'30"	6'30"
3*	3420	3990	30	35	570	6'00"	7'00"

Within the above limits, the CD and TD may adjust in either direction to take account of the terrain, the number of efforts should be broadly proportional to the length of the course.

2.9 FEI Jumping Dimensions, Distances, Speeds and Jumping Efforts

2.9.1 Extract FEI Eventing Rules - Annex C Jumping Obstacles Maximum Dimensions - Distances - Speeds - Jumping Efforts

	One star	Two star	Three star	Four star
Height	1.15 m	1.20 m	1.25 m	1.30 m
Oxer spread	1.35 m	1.40 m	1.45 m	1.45 m
Triple Bar spread	1.55 m	1.60 m	1.65 m	1.65 m
Distance	600 m	600 m	600 m	600 m
Speed	350 m	350 m	375 m	375 m
NB Max Obstacles/ Max Efforts	10-11/13	10-11/14	11-12/15	11-13/16

If the arena is less than 5000 square meters, the maximum speed for Three and Four star level Competitions shall be 350 meters/min.

In arenas less than 2300 square meters the maximum speed for any level shall be 325/min.

2.10 FEI DRESSAGE TESTS

2.10.1 Copies of all FEI Dressage Tests can be found in Annex 3 of this book.

2.10.2 FEI Judges Required

Where National Dressage Judges are permitted to judge the dressage phase of a CIM (CIs 1*/2) and other CIs they must be a minimum of List 4 as per the British Dressage Panel Lists.

2.11 International Events Overseas

2.11.1 As far as possible, the Selectors will allow British Competitors to compete overseas at any Event. Selection will only take place if there are more British applications than the number of places which have been allotted. Selectors will encourage Competitors to support British Events. BE and the Selection Committee may refuse to allow any Competitor to compete overseas. Pony, Junior and Young Competitor Selection Committees will be consulted as appropriate and may invite Competitors of their choice to compete abroad.

The following are the considerations which will be taken into account when deciding whether to select a Competitor or not:

- The horse must be qualified;
- The history of the Horse's competitiveness when overseas;
- The history of the Competitor's competitiveness when overseas;
- The current form of the combination;
- The age and development potential of the horse;
- The age and development in respect of the Competitor;
- The need for the horse to qualify at a higher level;
- The period since the horse last competed at the same or higher level;

- The quality of the horse's last Cross Country run.

2.11.2 The procedure for **making an entry overseas:**

- On the date given in the BE Magazine or the website, a correctly completed form, obtainable from BE, should be sent to BE together with the fee of £40 per form. Applications which are either late, or incorrectly completed, will incur a further fee in the like amount before being processed;
- If the fee is not paid with the entry, the entry will be returned;
- When the date for consideration of the applications arrives, the Selectors will determine how many places are available at the Event;
- At the closing date for entries, a list of the horses entered will be available together with the names of any horses which have been balloted out. Competitors will be notified accordingly;
- If the Competitor has to withdraw his horse, it is his responsibility to notify BE International Department. Failure to do so is likely to lead to disciplinary action.

2.11.3 Competing in Foreign National Competitions

2.11.3.1 Guest Licence

If a British Competitor wishes to compete in or is invited to compete in a foreign national competition he is, unless he qualifies as a Competitor Living Abroad (CLA) (see 2.11.3.2 below), required under FEI regulations to obtain either written permission from the BEF or if he is a CLA he must obtain written permission from the relevant foreign National Federation.

The procedure is as follows:

- An Application for written permission must be made via BE to the BEF in a timely manner.
- BE will supply the BEF with details of the Competitor's level which must be included in any permission given so that the host NF can confirm that the Competitor is only entered into events of an appropriate level;
- The BEF will consider the application and subject to confirmation that the Competitor holds a current FEI licence and is not banned/suspended from competition for any reason will grant written permission;
- The BEF will send the written permission direct to the host National Federation copied to the Competitor and BE.

An Application for a Guest Licence from the relevant National Federation must be made by the Competitor directly to the host National Federation unless the relevant event Organising Committee requires that all applications are made through it. The BEF will provide a letter of agreement in support of this application.

- The Competitor is responsible for the costs of the Guest Licence and any entry fees;
- The Competitor is responsible for ensuring he has necessary insurance (accident and liability);
- The Competitor must provide BE with contact details whilst he is at the event;
- The Competitor must provide a copy of his results to BE;
- The Competitor must advise BE of any accidents/falls.

2.11.3.2 A **"Competitor Living Abroad"** is a Competitor who spends more than six months a year outside the UK but in the relevant country. In the event that such a Competitor wishes to compete in a national competition in that country the Competitor should apply for a Guest Licence from the National Federation of that country or in very

exceptional circumstances to the FEI for permission to compete in that country.

2.12 FEI and Overseas Events:

British Competitors may only be entered by the BEF through the BE International Department. They must comply with the Rules of the BEF and FEI; see websites www.bef.co.uk and www.fei.org;

- All entries require the approval of BE through its International Department. Approval may be withdrawn if the Selectors decide the entry to be inappropriate;
- Any officials participating in FEI Events must comply with both these Rules and those of BEF.

2.13 FEI Sponsorship

Any Member who competes in an FEI Event and enjoys the benefit of any form of commercial sponsorship must inform the Chief Executive of the BEF and comply with its Guide to Competitor Sponsorship which is available from the BEF Office or website www.bef.co.uk. Sponsorship includes competing on horses owned by a commercial organisation, any form of advertising in the media, on horse transport, clothing for the Competitor and Horse as well as the endorsement of products connected with horses.



Cushion the falls you don't see coming...

With the KBIS British Eventing Personal Accident Insurance.

- Specifically designed for BE members in conjunction with British Eventing
- Cover for amateur and professional riders
- Three levels of cover plus specific level for juniors
- Weekly benefits if you're injured and cannot work



© British Eventing and the Royal Welsh Equestrian Association. All rights reserved.



Visit...
kbis.co.uk/bepersonalaccident
britisheventing.com/kbispa


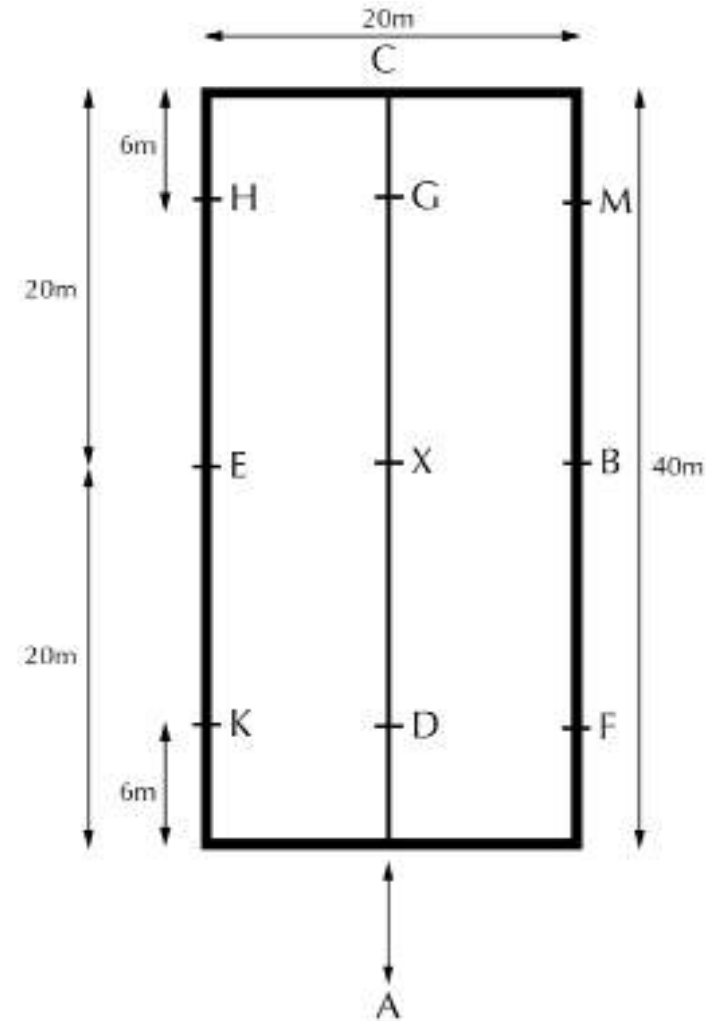


0345 280 2328
www.kbis.co.uk

ANNEX 3

BE AND FEI DRESSAGE TESTS

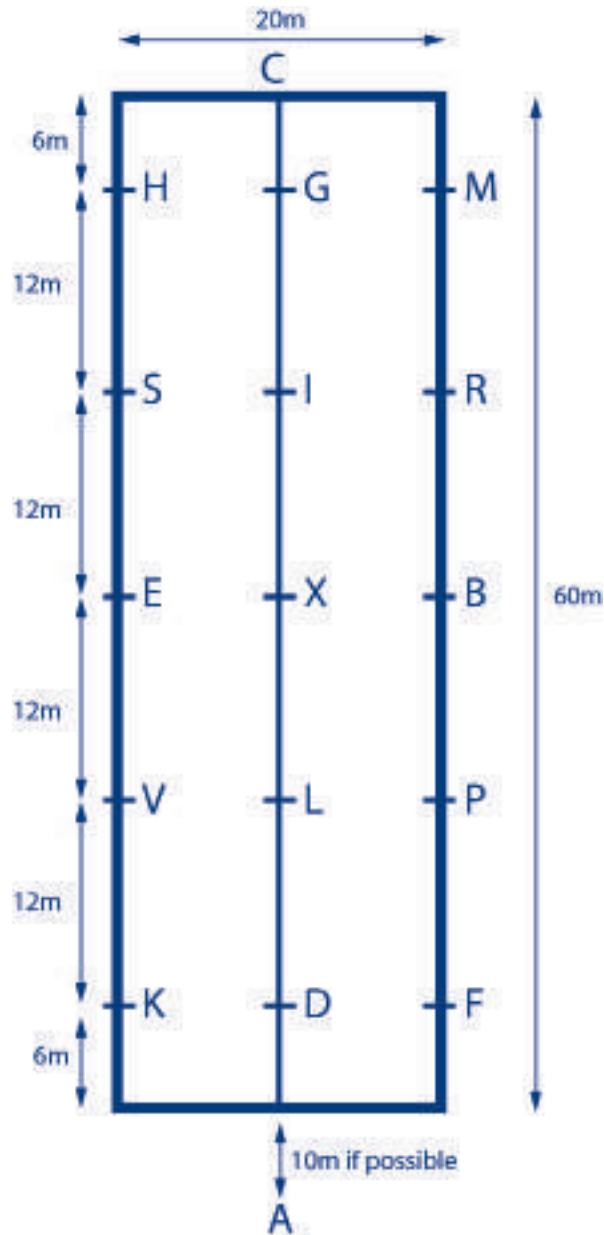
Plan of 20m x 40m arena





BE90 DRESSAGE TEST 91 (2009)
Interval between horses - 6 mins Arena 20m x 40m

Plan of 20m x 60m arena



To be ridden in a snaffle bridle

Max. Marks

1.	A	Enter at working trot Proceed down centre line without halting	10
2.	C	Track right B Circle right 20m diameter.....	10
3.	BFAK	Working trot	10
4.	KXM	Change the rein MC Working trot.....	10
5.	Between		
5.	C&H	Working canter left	10
6.	E	Circle left 20m diameter EA Working canter	10
7.	A	Working trot AFB Working trot.....	10
8.	B	Circle left 20m diameter	10
9.	HXF	Change the rein FA Working trot.....	10
10.	Between		
10.	A&K	Working canter right.....	10
11.	E	Circle right 20m diameter EC Working canter	10
12.	C	Working trot M Medium walk.....	10
13.	MBXEK	Medium walk.....	10x2
14.	K	Working trot A Down centre line AG Working trot.....	10
15.	G	Halt, salute	10
		Leave arena at walk on a long rein at an appropriate place	

Collective Marks

16.	Paces (freedom and regularity)	10
17.	Impulsion (desire to move forward, elasticity of the steps, suppleness of the back).....	10
18.	Submission (attention and confidence; harmony, lightness and ease of the movements; acceptance of the bridle and lightness of the forehand)	10
19.	Position and seat of the rider, correct use of the aids and effectiveness of the aids.....	10

TOTAL 200

N.B. In BE90 TESTS, trot work may be executed either "sitting" or "rising" at the discretion of the rider.



BE90 DRESSAGE TEST 92 (2009)

Interval between horses - 6 mins Arena 20m x 40m

			Max. Marks
To be ridden in a snaffle bridle			
1.	A	Enter at Working Trot. Proceed down centre line without halting.	
	C	Track Right.....	10
2.	B	Circle Right 20 Metres Diameter.....	10
3.	Between		
	F & A	Transition to Walk 3-7 Steps. Then proceed Working Trot.....	10
4.	KXM	Change the rein in Working Trot.....	10
5.	Between		
	M & C	Working Canter Left.....	10
6.	C	Circle Left 20 Metres Diameter.....	10
7.	CHEK	Working Canter Left	
	K	Working Trot	10
8.	B	Circle Left 20 Metres Diameter.....	10
9.	Between		
	M & C	Transition to Walk 3-7 Steps. Then proceed Working Trot.....	10
10.	HXF	Change the rein in Working Trot.....	10
11.	Between		
	F & A	Working Canter Right.....	10
12.	A	Circle Right 20 Metres Diameter.....	10
13.	AKEH	Working Canter Right	
	H	Working Trot	
	C	Medium Walk.....	10
14.	MXK	Free Walk on a Long Rein.....	10
15.	K	Medium Walk	
	A	Down Centre Line (Mark For Med Walk C - M & K - X)	10
16.	X	Halt. Immobility. Salute	10
		Leave arena at walk on a long rein at an appropriate place	

Collective Marks

17.	Paces (freedom and regularity)	10
18.	Impulsion (desire to move forward, elasticity of the steps, suppleness of the back).....	10
19.	Submission (attention and confidence; harmony, lightness and ease of the movements; acceptance of the bridle and lightness of the forehand)	10
20.	Position and seat of the rider, correct use of the aids and effectiveness of the aids.....	10

TOTAL 200

N.B. In BE90 TESTS, trot work may be executed either "sitting" or "rising" at the discretion of the rider.

BE90 DRESSAGE TEST 93 (2009)

Interval between horses - 6 mins Arena 20m x 60m

			Max. Marks
To be ridden in a snaffle bridle			
1.	A	Enter at Working Trot Proceed down Centre Line without halting	
	C	Track Right.....	10
2.	R	Circle Right 20 Metres Diameter.....	10
3.	RXV	Change the Rein with a Transition to Walk 3 - 7 Steps over X	
		Then Proceed Working Trot.....	10
4.	VKAFP	Working Trot	
	P	Circle Left 20 Metres Diameter.....	10
5.	PXS	Change the Rein with a Transition to Walk 3 - 7 Steps over X	
		Then Proceed Working Trot.....	10
6.	SH	Working Trot	
	Between		
	H & C	Working Canter Right	10
7.	C	Circle Right 20 Metres Diameter.....	10
8.	CMRB	Working Canter Right	10
9.	BLK	Change the Rein with a transition to Working Trot over L.....	10
10.	Between		
	K & A	Working Canter Left.....	10
11.	A	Circle Left 20 Metres Diameter	10
12.	AFPB	Working Canter Left.....	10
13.	BIH	Change the Rein with a Transition to Working Trot over I	10
	HC	Working Trot	
	C	Medium Walk	
14.	MV	Free Walk on a Long Rein.....	10
15.	V	Medium Walk	
	A	Down Centre Line (Mark for Medium Walk C-M & V-L).....	10
16.	L	Working Trot	
	G	Halt. Immobility. Salute	10
		Leave arena at walk on a long rein at an appropriate place	

Collective Marks

17.	Paces (freedom and regularity)	10
18.	Impulsion (desire to move forward, elasticity of the steps, suppleness of the back).....	10
19.	Submission (attention and confidence; harmony, lightness and ease of the movements; acceptance of the bridle and lightness of the forehand)	10
20.	Position and seat of the rider, correct use of the aids and effectiveness of the aids.....	10

TOTAL 200

N.B. In BE90 TESTS, trot work may be executed either "sitting" or "rising" at the discretion of the rider.



PUT BA CK IN WHAT YOU HAVE TAKEN OUT

BE90 DRESSAGE TEST 96 (2016)

Interval between horses - 6 mins Arena 20m x 40m

To be ridden in a snaffle bridle	Max. Marks
1. A Enter working trot and proceed down centre line without halting	
C Track right.....	10
2. MBF Working trot.....	10
3. A-C Serpentine of three loops, each touching the side of the arena, finishing at C on the right rein	10
4. Between C&M Working canter right.....	10
5. B Circle right 20m diameter working canter	10
6. F Working trot.....	10
7. K Medium walk	
KEM Free walk on a long rein, transition to medium walk before M.....	10 x 2
8. M Working trot.....	10
9. C-A Serpentine of three loops, each touching the side of the arena, finishing at A on the left rein.....	10
10. Between A&F Working canter left	10
11. B Circle left 20m diameter working canter.....	10
12. M Working trot.....	10
13. HXF Change rein in working trot.....	10
14. A Down centre line.....	10
15. X Halt immobility. Salute.	10
	Leave arena at walk on a long rein at an appropriate place.

Collective Marks

16. Paces (freedom and regularity)	10
17. Impulsion (desire to move forward, elasticity of the steps, suppleness of the back and engagement of the hindquarters)	10
18. Submission (attention and confidence, harmony, lightness and ease of the movements acceptance of the bridle and lightness of the forehand).....	10
19. Rider (position and seat of the rider, correct use of the aids and effectiveness of the aids).....	10
	TOTAL 200

N.B. In BE90 TESTS, trot work may be executed either “sitting” or “rising” at the discretion of the rider.

BE90 DRESSAGE TEST 95 (2012)

Interval between horses - 6 mins Arena 20m x 40m

To be ridden in a snaffle bridle	Max. Marks
1. A Enter at Working Trot and Proceed Down Centre Line Without Halting.	
C Track Left	10
2. HXF Change the Rein in Working Trot.....	10
3. FA Working Trot	
A 1/2 20 Metre Circle Right to X.....	10
4. X 1/2 20 Metre Circle Left to C	10
5. Between C & H Transition to Working Canter Left	10
6. E 20 Metre Circle Left in Working Canter	10
7. Between K & A Transition to Working Trot	10
8. A 1/2 20 Metre Circle Left to X	10
9. X 1/2 20 Metre Circle Right to C	10
10. Between C & M Transition to Working Canter Right	10
11. B 20 Metre Circle Right	10
12. Between F & A Transition to Working Trot	10
13. KE Medium Walk	10
14. EBF 1/2 20 Metre Circle Right Free Walk on a Long Rein.....	10
15. FAD Medium Walk	10
16. D Working Trot	
G Halt Immobility Salute.....	10
	Leave Arena at Free Walk on a Long Rein at an Appropriate Place

Collective Marks

17. Paces (freedom and regularity)	10
18. Impulsion (desire to move forward, elasticity of the steps, suppleness of the back and engagement of the hindquarters)	10
19. Submission (attention and confidence; harmony, lightness and ease of the movements; acceptance of the bridle and lightness of the forehand).....	10
20. Rider (position and seat of the rider, correct use and effectiveness of the aids	10

TOTAL 200

N.B. In BE90 TESTS, trot work may be executed either “sitting” or “rising” at the discretion of the rider.

BE90 CHAMPIONSHIP DRESSAGE TEST 98 (2018)

Interval between horses - 6 mins Arena 20m x 60m

To be ridden in a snaffle bridle		Max. Marks
1.	A	Enter At Working Trot. Proceed down Centre Line Without Halting
	C	Track Left.....10
2.	S	Circle left 15 Metres diameter in Working Trot.....10
3.	SP	Change the Rein across the diagonal with a Transition to Walk 4 to 5 steps
		Proceed in Working Trot.....10
4.	PFAKV	Working Trot.....10
5.	V	Circle Right 15 Metres Diameter in Working Trot10
6.	VR	Change the Rein across the diagonal with a Transition to Walk 4 to 5 Steps.....10
7.	RM	Working Trot
	M	Transition to Medium Walk.....10
8.	MCH	Medium Walk.....10
9.	HM	1/2 20 Metre Circle to M in Free Walk on a Long Rein
	M	Retake the Rein.....10
10.	Between M & C	Transition to Working Trot
	Between C & H	Transition To Working Canter Left.....10
11.	E	Circle Left 20 Metres Diameter. Give and Retake the Rein on the Second Half of the Circle when Crossing the Centre Line.....10
12.	EV	Working Canter Left
	V	1/2 Circle Left 15 Metres Diameter Returning to the Track at S With Transition to Working Trot Just Before S.....10
13.	SHC	Working Trot
	Between C & M	Transition to Working Canter Right.....10
14.	B	Circle Right 20 Metres Diameter. Give and Retake the rein on the Second Half of the Circle when Crossing the Centre Line.....10
15.	BP	Working Canter Right
	P	1/2 Circle Right 15 Metres Diameter returning to the Track at R. With Transition to Working Trot Just Before R.....10
16.	RMCHS	Working Trot
	S	1/2 Circle Left 10 Metres Diameter to I
	IG	Working Trot
	G	Halt. Immobility. Salute.....10
		Leave The Arena at Free Walk on a Long or Loose Rein

Collective Marks

17.	Paces (freedom and regularity).....10
18.	Impulsion (desire to move freely forward, elasticity of the steps, suppleness of the back and engagement of the hind quarters).....10
19.	Submission (attention and confidence; harmony, lightness and ease of the movements; acceptance of the bridle and lightness of the forehead).....10
20.	Position and seat of the rider, correct use and effectiveness of the aids.....10
TOTAL 200	

N.B. In BE 90 TESTS, trot work may be executed either "sitting" or "rising" at the discretion of the rider.

BE90 DRESSAGE TEST 97 (2016)

Interval between horses - 6 mins Arena 20m x 40m

To be ridden in a snaffle bridle		Max.Marks
1.	A	Enter working trot without halting to X
	X-H	Working trot.....10
2.	HCMB	Working trot.....10
3.	B	Circle right 15m diameter working trot.....10
4.	A	Down centre line to X
	X-M	Working trot.....10
5.	MCHE	Working trot.....10
6.	E	Circle left 15m diameter working trot10
7.	Between K&A	Working canter left10
8.	AFBM	Working canter10
9.	C	Circle left 20m diameter with a transition to trot at X.....10
10.	H	Medium walk.....10
11.	HEF	Medium walk.....10
12.	A	Working trot
	KEH	Working trot.....10
13.	Between H&C	Working canter right.....10
14.	MBF	Working canter10
15.	A	Circle right 20m diameter with a transition to trot at X.....10
16.	AKX	Working trot
	G	Halt immobility. Salute.....10
		Leave arena at walk on a long rein at an appropriate place

Collective Marks

17.	Paces (freedom and regularity)10
18.	Impulsion (desire to move forward, elasticity of the steps, suppleness of the back and engagement of the hindquarters).....10
19.	Submission (attention and confidence, harmony, lightness and ease of the movements acceptance of the bridle and lightness of the forehead).....10
20.	Rider (position and seat of the rider, correct use of the aids and effectiveness of the aids).....10
TOTAL 200	

N.B. In BE90 TESTS, trot work may be executed either "sitting" or "rising" at the discretion of the rider.

BE100 DRESSAGE TEST 102 (2010)

Interval between horses - 6 mins Arena 20m x 40m

To be ridden in a snaffle bridle	Max. Marks
1. A Enter at Working Trot Proceed down Centre Line Without Halting	
C Track Right.....	10
2. MXF 10 Metre Loop Working Trot	
FAK Working Trot	10
3. KXM Change the Rein with a Transition to Walk (3-5 Steps) before X Proceed Working Trot	10
4. Between M & C Working Canter Left.....	10
5. C Circle Left 20 Metres Diameter. Give and Retake the Inside Rein over X (3-5 Strides)	10
6. CHEK Working Canter Left	
K Working Trot	10
7. AF Medium Walk	
FK 1/2 20 Circle Diameter Free Walk on a Long Rein	10
8. KA Medium Walk (Mark for Medium Walk A-F & K-A)	10
9. A Working Trot	
FXM 10 Metre Loop Working Trot	
MCH Working Trot	10
10. HXF Change the Rein with a Transition to Walk (3-5 Steps) before X Proceed Working Trot	10
11. Between F & A Working Canter Right	10
12. AKEH Working Canter Right	10
13. C Circle Right 20 Metres Diameter. Give and Retake the Inside Rein over X (3-5 Strides)	10
C Working Trot	
14. CMB Working Trot	
B Turn Right	10
15. E Turn Left	
EKA Working Trot	
A Down Centre Line	10
16. G Halt Immobility Salute.....	10
Leave arena at walk on a long rein at an appropriate place	
Collective Marks	
17. Paces (freedom and regularity).....	10
18. Impulsion (desire to move forward, elasticity of the steps, suppleness of the back, and engagement of the hind quarters)	10
19. Submission (attention and confidence; harmony, lightness and ease of the movements; acceptance of the bridle and lightness of the forehand).....	10
20. Position and seat of the rider, correct use of the aids and effectiveness of the aids	10
	TOTAL 200

N.B. In BE 100 TESTS, trot work may be executed either "sitting" or "rising" at the discretion of the rider.

BE100 DRESSAGE TEST 101 (2009)

Interval between horses - 6 mins Arena 20m x 40m

To be ridden in a snaffle bridle	Max. Marks
1. A Enter at working trot and proceed down centre line without halting	
C Track left.....	10
2. E Circle left 15m diameter	10
3. A Down centre line	
C Track right.....	10
4. B Circle right 15m diameter	
FAK Working trot.....	10
5. KXM Change rein	
M Working trot.....	10
6. C Halt. Immobility 4 seconds.....	10
Proceed in medium walk	
7. HXF Change rein at free walk on a long rein	
F Medium walk.....	10x2
8. Between F&A Working trot	
Between A&K Working canter right.....	10
9. C Circle right 20m diameter.....	10
10. MXK Change the rein	
X Working trot.....	10
Between 11. K&A Working canter left	
ABC Working canter	10
12. C Circle left 20m diameter	10
13. HXF Change the rein	
X Working trot.....	10
14. X-F Working trot	
A Down centre line.....	10
AG Working trot	
15. G Halt. Salute.....	10
Leave arena at walk on a long rein at an appropriate place	
Collective Marks	
16. Paces (freedom and regularity)	10
17. Impulsion (desire to move forward, elasticity of the steps, suppleness of the back, and engagement of the hind quarters)	10
18. Submission (attention and confidence; harmony, lightness and ease of the movements; acceptance of the bridle and lightness of the forehand).....	10
19. Position and seat of the rider, correct use of the aids and effectiveness of the aids.....	10
	TOTAL 200

N.B. In BE100 TESTS, trot work may be executed either "sitting" or "rising" at the discretion of the rider.

BE100 DRESSAGE TEST 103 (2010)

Interval between horses - 6 mins Arena 20m x 60m

To be ridden in a snaffle bridle		Max. Marks
1.	A Enter at Working Trot, Proceed Down Centre Line Without Halting	
	C Track Left	10
2.	HB Change the Rein	10
3.	B Circle Right Working Trot 15 Metres Diameter	10
4.	BK Change the Rein With Transition to Walk 3 - 5 Steps over centre line Proceed Working Trot	10
5.	Between K & A Working Canter Left.....	10
6.	AFP Working Canter Left P Circle Left 20 Metres Diameter. Give and Retake Inside Rein past V.....	10
7.	PBI Working Canter Left I Transition to Working Trot.....	10
8.	IHCM Working Trot ME Change the Rein	10
9.	E Circle Left 15 Metres Diameter.....	10
10.	EF Change the Rein With Transition to Walk 3 - 5 Steps over centre line Proceed Working Trot	10
11.	Between F & A Working Canter Right	10
12.	AKV Working Canter Right V Circle Right 20 Metres Diameter. Give and Retake Inside Rein past P.....	10
13.	VEI Working Canter Right I Transition to Working Trot	10
	IMC Working Trot	10
	C Walk	
	CH Medium Walk	
14.	HR Change Rein Free Walk on Long Rein	10
15.	RB Medium Walk (Mark for Medium Walk C-H & R-B)	10
16.	B Working Trot P 1/2 Circle Right to L L Down Centre Line X Halt Immobility Salute.....	10
	Leave Arena at Free Walk on a Long Rein	
Collective Marks		
17.	Paces (freedom and regularity)	10
18.	Impulsion (desire to move forward, elasticity of the steps, suppleness of the back, and engagement of the hind quarters).....	10
19.	Submission (attention and confidence; harmony, lightness and ease of the movements; acceptance of the bridle and lightness of the forehand)	10
20.	Position and seat of the rider, correct use of the aids and effectiveness of aids.....	10
		TOTAL 200

N.B. In BE 100 TESTS, trot work may be executed either "sitting" or "rising" at the discretion of the rider

BE100 DRESSAGE TEST 106 (2012)

Interval between horses - 6 mins Arena 20m x 40m

To be ridden in a snaffle bridle		Max. Marks
1.	A Enter at Working Trot Proceed down Centre Line Without Halting.....	10
2.	C Track Left E Turn Left.....	10
3.	BFA Turn Right	10
4.	A 3 Loop Serpentine Finishing at C Each Loop to touch the Side of the Arena	10
5.	Between C & M Working Canter Right B Turn Right Working Canter Right	10
6.	X Circle Right 20 Metres Diameter.....	10
7.	E Track Right Working Canter Right H Working Trot	10
8.	CM Medium Walk.....	10
9.	ME Change the Rein at Free Walk on a Long Rein.....	10
10.	E Medium Walk K Working Trot	10
11.	Between A & F Working Canter Left B Turn Left Working Canter Left	10
12.	X Circle Left 20 Metres Diameter.....	10
13.	E Track Left Working Canter Left K Working Trot	10
14.	A 3 Loop Serpentine Finishing at C Each Loop to touch the Side of the Arena	10
15.	CE Working Trot E 1/2 10 Metre Circle Left to X	10
16.	XG Working Trot G Halt, Immobility, Salute	10
	Leave the Arena at Free Walk on a Long Rein at an Appropriate Place	
Collective Marks		
17.	Paces (freedom and regularity)	10
18.	Impulsion (desire to move forward, elasticity of the steps, suppleness of the back, and engagement of the hind quarters)	10
19.	Submission (attention and confidence; harmony, lightness and ease of the movements; acceptance of the bridle and lightness of the forehand).....	10
20.	Rider (position and seat of the rider, correct use and effectiveness of the aids)	10
		TOTAL 200

N.B. In BE100 TESTS, trot work may be executed either "sitting" or "rising" at the discretion of the rider.

BE100 DRESSAGE TEST 108 (2016)

Interval between horses - 6 mins Arena 20m x 40m

	To be ridden in a snaffle bridle	Max. Marks
1.	A Enter at working trot and proceed down centre line without halting C Track left.....	10
2.	HE Working trot E Turn left	10
3.	X Circle left 15m diameter	10
4.	X Circle right 15m diameter B Turn right	10
5.	Between F&A Working canter right AKE Working canter	10
6.	E Circle right 20m diameter working canter.....	10
7.	H Working trot	10
8.	C Medium walk.....	10
9.	MXK Change the rein at a free walk on a long rein K Medium walk.....	10 x 2
10.	A Halt immobility 4 seconds. Proceed medium walk.....	10
11.	F Working trot FBM Working trot	10
12.	Between M&C Working canter left CHE Working canter	10
13.	E Circle left 20m diameter working canter.....	10
14.	K Working trot	
15.	A Down centre line..... X Halt immobility. Salute..... Leave arena at walk on a long rein at an appropriate place	10

Collective Marks

16.	Paces (freedom and regularity).....	10
17.	Impulsion (desire to move forward, elasticity of the steps, suppleness of the back and engagement of the hindquarters)	10
18.	Submission (attention and confidence, harmony, lightness and ease of the movements acceptance of the bridle and lightness of the forehand).....	10
19.	Rider (position and seat of the rider, correct use of the aids and effectiveness of the aids).....	10

TOTAL 200

N.B. In BE100 TESTS, trot work may be executed either “sitting” or “rising” at the discretion of the rider.

BE100 DRESSAGE TEST 107 (2016)

Interval between horses - 6 mins Arena 20m x 40m

	To be ridden in a snaffle bridle	Max.
1.	A Enter at working trot and proceed down centre line without halting C Track right.....	10
2.	Between B&F Half 10m circle right returning to the track at M	10
3.	C Circle left 15m diameter	10
4.	CHE Working trot.....	10
5.	Between E&K Half 10m circle left returning to the track before H.....	10
6.	C Circle right 15m diameter.....	10
7.	Before M Medium walk MBK Change rein at free walk on a long rein K Medium walk.....	10
8.	A Working trot AFB Working trot.....	10
9.	B Circle left 20m with a transition to working canter left over the first centre line.....	10
10.	BMCH Working canter	10
11.	HXF Change the rein with a transition to trot after X	10
12.	FAKE Working trot.....	10
13.	E Circle right 20m with a transition to working canter right over the first centre line.....	10
14.	EHCM Working canter	10
15.	MXK Change the rein with a transition to trot after X	10
16.	A Down centre line X Halt immobility. Salute. Leave arena at walk on a loose rein at an appropriate place.	10

Collective Marks

17.	Paces (freedom and regularity)	10
18.	Impulsion (desire to move forward, elasticity of the steps, suppleness of the back and engagement of the hindquarters).....	10
19.	Submission (attention and confidence, harmony, lightness and ease of the movements acceptance of the bridle and lightness of the forehand).....	10
20.	Rider (position and seat of the rider, correct use of the aids and effectiveness of the aids)	10

TOTAL 200

N.B. In BE100 TESTS, trot work may be executed either “sitting” or “rising” at the discretion of the rider.

NOVICE DRESSAGE TEST 110 (2012)

Interval between horses - 6 mins Arena 20m x 40m

To be ridden in a snaffle bridle Max. Marks

1	A	Enter at Working Trot	
	X	Halt, Immobility, Salute. Proceed at Working Trot	
	C	Track Left	10
2	HXF	Change the Rein and show some Medium Trot Strides	10
3	FA	Working Trot	
	AX	2 Loop Serpentine (Each loop touching the side of the Arena)	10
4	X	Transition to Working Canter Left	10
5	E	Track Left	
	KAF	Working Canter Left	10
6	FBM	Show Some Medium Canter Strides	10
7	MCH	Working Canter Left	
	HXF	Change the Rein With a Transition to Working Trot at X	10
8	FAK	Medium Walk	10
9	KXM	Change the Rein in Extended Walk	10
10	M	Medium Walk	
	C	Working Trot	
	CX	2 Loop Serpentine (Each loop touching the side of the Arena)	10
11	X	Transition to Working Canter Right	10
12	E	Track Right	
	EHCM	Working Canter Right	10
13	MBF	Show Some Medium Canter Strides	10
14	FA	Working Canter Right	
	A	Working Trot	10
15	AK	Working Trot	
	KXM	Change the Rein and show some Medium Trot Strides	10
16	MCHE	Working Trot	
	E	Turn Left	
	X	Turn Left	
	G	Halt Immobility Salute	10
		Leave The Arena at Free Walk on a Long Rein at an Appropriate Place	

Collective Marks

17.	Paces (freedom and regularity)	10
18.	Impulsion (desire to move forward, elasticity of the steps, suppleness of the back, and engagement of the hind quarters)	10
19.	Submission (attention and confidence; harmony, lightness and ease of the movements; acceptance of the bridle and lightness of the forehand)	10
20.	Position and seat of the rider, correct use of the aids and effectiveness of the aids	10
	TOTAL	200

N.B. In NOVICE TESTS, trot work may be executed either “sitting” or “rising” at the discretion of the rider.

BE100 CHAMPIONSHIP
DRESSAGE TEST 109 (2018)

Interval between horses - 6 mins Arena 20m x 60m

1.	A	Enter at working trot. Proceed down centre line without halting	
	C	Track left	10
2.	S	Circle left 15 Metres diameter in Working trot	10
3.	SP	Change the rein across the diagonal with a transition to Walk 4 to 5 steps over X. Proceed in Working Trot	10
4.	PFAKV	Working Trot	10
5.	V	Circle Right 15 Metres diameter in Working trot	10
6.	VR	Change the rein across the diagonal showing a few lengthened strides	10
7.	RM	Working Trot	
	M	Transition to Medium Walk	10
8.	MCH	Medium Walk	10
9.	HM	1/2 20 Metre Circle to M in Free Walk on a Long Rein	
	M	Retake the rein	10
10.		Between M & C Transition to Working Trot	
		Between C & H Transition to Working Canter Left	10
11.	E	Circle Left 20 Metres Diameter. Give and Retake the Rein for at least 3 strides on the second half of the Circle when Crossing the Centre Line	10
12.	EV	Working Canter Left	
	V	1/2 Circle Left 15 Metres Diameter Returning to the Track at S With Transition to Working Trot Just Before S	10
13.	SHC	Working Trot	
		Between C & M Transition to Working Canter Right	10
14.	B	Circle Right 20 Metres Diameter. Give and Retake the Rein for at least 3 strides on the second half of the Circle when Crossing the Centre Line	10
15.	BP	Working Canter Right	
	P	1/2 Circle Right 15 Metres Diameter returning to the Track at R. With Transition to Working Trot Just Before R	10
16.	RMCHS	Working Trot	
	S	1/2 Circle Left 10 Metres Diameter to I	
	IG	Working Trot	
	G	Halt. Immobility. Salute	10
		Leave arena at free walk on a long or loose rein at an appropriate place	

Collective Marks

17.	Paces (freedom and regularity)	10
18.	Impulsion (desire to move freely forward, elasticity of the steps, suppleness of the back, and engagement of the hind quarters)	10
19.	Submission (attention and confidence; harmony, lightness and ease of the movements; acceptance of the bridle and lightness of the forehand)	10
20.	Rider (position and seat of the rider, correct use and effectiveness of the aids)	10
	TOTAL	200

N.B. In BE100 TESTS, trot work must be executed either “sitting” or “rising” at the discretion of the rider.



GastriAid



A STOMACH TO PERFORM

NOVICE DRESSAGE TEST 112 (2010)

Interval between horses - 6 mins Arena 20m x 40m

To be ridden in a snaffle bridle		Max. Marks
1.	A	Enter at Working Trot Proceed down Centre Line Without Halting.....10
	C	Track Left10
2.	E	Circle Left 15 Metres Diameter.....10
3.	EA	Working Trot After A Down 3/4 Line Proceed Straight to BXE Line Then Leg Yield Right to M.....10
		MCH Working Trot
4.	HXF	Change the Rein Show Some Medium Trot Strides10
	F	Working Trot
5.	A	Medium Walk
	KXH	Free Walk on a Long Rein.....10
6.	H	Medium Walk (Mark for Medium Walk A-K & H-C).....10
	C	Working Trot
7.	B	Circle Right 15 Metres Diameter.....10
	BA	Working Trot
8.	After A	Turn Down 3/4 Line Proceed Straight To EXB Line Then Leg Yield Left to H.....10
	HC	Working Trot
9.	Between C & M	Working Canter Right10
10.	BE	1/2 20M Circle Right Show Some Medium Canter Strides.....10
11.	EHCM	Working Canter Right10
12.	MXK	Change the Rein With Change of Leg Through Trot over X10
13.	KAFB	Working Canter Left.....10
14.	BE	1/2 20 M Circle Left Show Some Medium Canter Strides10
15.	E	Working Canter Left
	A	Down Centre Line
	X	Working Trot10
16.	G	Halt Immobility Salute.....10 Leave arena at walk on a long rein at an appropriate place

Collective Marks

17.	Paces (freedom and regularity)10
18.	Impulsion (desire to move forward, elasticity of the steps, suppleness of the back, and engagement of the hind quarters)10
19.	Submission (attention and confidence; harmony, lightness and ease of the movements; acceptance of the bridle and lightness of the forehand).....10
20.	Position and seat of the rider, correct use of the aids and effectiveness of the aids.....10
TOTAL 200	

N.B. In NOVICE TESTS, trot work may be executed either “sitting” or “rising” at the discretion of the rider.

NOVICE DRESSAGE TEST 111 (2010)

Interval between horses - 6 mins Arena 20m x 40m

To be ridden in a snaffle bridle		Max. Marks
1.	A	Enter at Working Trot and Proceed down centre line without halting.....10
2.	C	Track Left and Commence 3 Loop Serpentine. Each Loop touching the side of the Arena Finishing at A.....10
3.	FXH	Change the Rein Show some Medium Trot Strides
	Before H	Working Trot10
4.	C	Working Canter Right10
5.	B	Circle Right 20 Metres Diameter. Show some Medium Canter Strides
	Before B	Working Canter10
6.	F	1/2 10 -12 Metre Circle Return to the Track at B
	BM	Counter Canter10
7.	M	Working Trot
	C	Halt Immobility 3 - 4 Seconds.....10
8.		Rein Back 3 - 5 Steps Proceed at Medium Walk.....10
	CH	Medium Walk
9.	HB	Free Walk on a Long Rein.....10
10.	BA	Medium Walk (Mark for Med Walk C-H & B -A).....10
11.	A	Working Trot and Commence 3 Loop Serpentine. Each Loop touching the side of the Arena finishing at C10
12.	MXK	Change the Rein Show some Medium trot Strides
	Before K	Working Trot10
13.	A	Working Canter Left.....10
14.	B	Circle Left 20 Metres Diameter. Show some Medium Canter strides
	Before B	Working Canter10
15.	M	1/2 10 -12 Metre Circle Return to the Track at B
	BF	Counter Canter10
16.	F	Working Trot
	A	Down Centre Line
	X	Halt Immobility Salute.....10 Leave The Arena at Walk on a Long Rein at an appropriate place

Collective Marks

17.	Paces (freedom and regularity)10
18.	Impulsion (desire to move forward, elasticity of the steps, suppleness of the back, and engagement of the hind quarters)10
19.	Submission (attention and confidence; harmony, lightness and ease of the movements; acceptance of the bridle and lightness of the forehand).....10
20.	Position and seat of the rider, correct use of the aids and effectiveness of the aids10
TOTAL 200	

N.B. In NOVICE TESTS, trot work may be executed either “sitting” or “rising” at the discretion of the rider.

NOVICE DRESSAGE TEST 130 (2016)

Interval between horses - 6 mins Arena 20m x 40m

To be ridden in a snaffle bridle	Max. Marks
1. A Enter in working trot and proceed down centre line without halting	
C Track left.....	10
2. HXF Change rein. Show some medium trot strides	10
3. A Down centre line	
D Leg yield right to between B and M.....	10
4. C Down centre line	
G Leg yield left to between B and F.....	10
5. KXM Change rein. Show some medium trot strides	10
6. C Halt immobility. Rein back 3-5 steps	
Proceed in medium walk.....	10
7. HXF Free walk on a long rein	
F Medium walk.....	10
8. A Working canter right (transition may be progressive) and circle right 15m...10	
9. E Circle right 20m. Show some medium canter strides	
EH Working canter	10
10. H Half 10 – 12m circle right returning to the track b/w E & K	10
11. EK Show some counter canter strides	
K Working trot	10
12. A Working canter left and circle left 15m	10
13. B Circle left 20m. Show some medium canter strides	
BM Working canter	10
14. M Half circle 10 – 12m left returning to the track b/w B & F	10
15. BF Show some counter canter strides	
F Working trot	10
16. A Down centre line	
X Halt immobility. Salute	10
Leave arena at walk on a long rein at an appropriate place.	

Collective Marks

16. Paces (freedom and regularity).....	10
17. Impulsion (desire to move forward, elasticity of the steps, suppleness of the back and engagement of the hindquarters)	10
18. Submission (attention and confidence, harmony, lightness and ease of the movements acceptance of the bridle and lightness of the forehand).....	10
19. Rider (position and seat of the rider, correct use of the aids and effectiveness of the aids).....	10

TOTAL 200

N.B. In NOVICE TESTS, trot work may be executed either “sitting” or “rising” at the discretion of the rider.

NOVICE DRESSAGE TEST 113 (2009)

Interval between horses - 6 mins 30 Secs Arena 20m x 60m

To be ridden in a snaffle bridle	Max. Marks
1. A Enter at Working Trot and Proceed down Centre Line without Halting	
C Track Left	10
2. HP Change the Rein Show Some Medium Trot Strides	10
3. P Working Trot	
A Down Centre Line	10
4. L Leg Yield Left to between S and H	10
5. HCM Working Trot	
MV Change the Rein Show Some Medium Trot Strides	10
6. V Working Trot	
A Down Centre Line	10
7. L Leg Yield Right to Between R and M	
MC Working Trot	10
CHS Medium Walk	
8. S Half 20 Metre Circle to R Free Walk on a Long Rein.....	10
9. RM Medium Walk (Mark for Medium Walk C - S and R - M).....	10
10. Between	
M & C Working Canter Left (Transition may be progressive)	10
11. HXK 10 Metre Loop	10
12. A - X 2 Loop Serpentine Touching the Side of The Arena With Change of Leg Through Trot (3 - 5 Steps) over Centre Line	10
13. X Working Canter Right	
B Track Right	
BPFAK Working Canter Right	10
14. KXH 10 Metre Loop	
C Working Trot	10
15. R 20 Metre Circle Right Allowing the Horse to Stretch Down.....	10
16. R Working Trot	
B Half 10 Metre Circle Right To X	
I Halt. Immobility. Salute	10
Leave arena at walk on a long rein at an appropriate place	

Collective Marks

17. Paces (freedom and regularity).....	10
18. Impulsion (desire to move forward, elasticity of the steps, suppleness of the back, and engagement of the hind quarters).....	10
19. Submission (attention and confidence; harmony, lightness and ease of the movements; acceptance of the bridle and lightness of the forehand)	10
20. Position and seat of the rider, correct use of the aids and effectiveness of the aids.....	10

TOTAL 200

N.B. In NOVICE TESTS, trot work may be executed either “sitting” or “rising” at the discretion of the rider

NOVICE DRESSAGE TEST 131 (2018)

Interval between horses - 6 mins Arena 20m x 40m

To be ridden in a snaffle bridle	Max. Marks
1. A Enter at Working Trot. X Halt, Imobility, Salute. Proceed Working Trot	
C Track Right Left	10
2. MXK Change the Rein Showing some lengthened strides.....	10
3. K Working Trot	
A Up Centre Line	
DH LegYield Left Right	10
4. H Working Trot	
C Down Centre Line	
GK Leg Yield Right Left	10
5. A-C Serpentine 3 loops in RISING Trot Going to the side of the arena Allowing the horse to stretch on the 1st 2 loops. Mark for 1st 2 Loops and Stretch.....	10
6. On the 3rd loop retake the connection finishing at C.....	10
7. C Medium Walk	
HB Change the Rein in Free Walk on a Long Rein.....	10
8. BFA Medium Walk (Mark for Medium Walk CH & BFA).....	10
9. A Working Canter Right onto a 15 Metre Circle at A.....	10
10. AK Working Canter Right	
KH Show Some Medium Canter Strides.....	10
HCM Working Canter Right	
11. MXK Change the Rein With a Transition to Working Trot at X	
XKA Working Trot.....	10
12. A Working Canter Left onto a 15 Metre Circle at A.....	10
AF Working Canter (Left)	
13. FBM Show Some Medium Canter Strides	
MCH Working Canter (Left).....	10
14. HXF Change the Rein With a Transition to Working Trot at X	
XF Working Trot.....	10
15. A Down Centre Line.....	10
16. G Halt. Imobility. Salute	10
Leave the arena free rein walk at an appropriate place	

Collective Marks

17. Paces (Freedom and Regularity).....	10
18. Impulsion (desire to move forward, elasticity of the steps, suppleness of the back and engagement of the hind quarters)	10
19. Submission (attention and confidence, harmony, lightness and ease of movements, acceptance of the contact and Lightness of the forehand).....	10
20. Position and seat of the rider, correct use and effectiveness of the aids.....	10

TOTAL 200

N.B. In NOVICE TESTS, trot work may be executed either "sitting" or "rising" at the discretion of the rider unless specified in the test.

OPEN NOVICE UNDER 18 DRESSAGE TEST 114 (2016)

Interval between horses - 6 mins Arena 20m x 40m

To be ridden in a snaffle bridle	Max. Marks
1. A Enter at Working Trot Continue down centre line without halting	
C Track Left	10
2. HE Working Trot	
E Circle Left 15 Metres Diameter Working Trot	
EKAF Working Trot	10
3. FXH Change the Rein Showing Some Medium Trot Strides.....	10
4. H Working Trot	
C Working Canter (Right)	
CM Working Canter (Right)	10
5. MBF Show Some Medium Canter Strides	
FA Working Canter (Right)	10
6. A Circle Right 20 metres Diameter Give and Retake the Reins for 3 or 4 Strides over X Working Canter Right	10
7. KXM Change The Rein With Transition to Working Trot over X	
MC Working Trot	
CH Medium Walk.....	10
8. HB Change The Rein at Free Walk on a Long Rein	10
9. BF Medium Walk (Mark for Medium Walk CH & BF)	
FAK Working Trot (Sitting)	10
10. KXM Change the Rein Showing Some Medium Trot Strides in Sitting or Rising.....	10
11. MC Working Trot (Sitting)	
C Working Canter (Left)	
CH Working Canter (Left).....	10
12. HEK Show Some Medium Canter Strides.....	10
13. KAF Working Canter (Left)	
FXH Change The Rein With Transition to Working Trot Sitting Over X	
HC Working Trot (Sitting)	10
14. C Circle Right 15 Metres Diameter Working Trot (Sitting).....	10
15. CMB Working Trot (Sitting)	
BX 1/2 10 Metre Circle Working Trot (Sitting).....	10
16. XG Working Trot (Sitting)	
G Halt. Imobility. Salute	10
Leave the arena free rein walk at an appropriate place	

Collective Marks

17. Paces (Freedom and Regularity).....	10
18. Impulsion (desire to move forward, elasticity of the steps, suppleness of the back and engagement of the hind quarters)	10
19. Submission (attention and confidence, harmony, lightness and ease of movements, acceptance of the contact and Lightness of the forehand).....	10
20. Position and seat of the rider, correct use of the aids and effectiveness of the aids.....	10

TOTAL 200



INTERMEDIATE DRESSAGE TEST 115 (2011)

Interval between horses - 6 mins Arena 20m x 40m

To be ridden in a snaffle or simple double bridle	Max.
Marks	
1. A Enter at Working Trot	
X Halt Immobility Salute. Proceed at Working Trot	
C Track Left	10
2. H Leg Yield Left to Between X & D	
A TrackRight.....	10
3. K Leg Yield Right to between X & G	
C Track Left	10
4. HXF Change the Rein Medium Trot (Sitting or Rising).....	10
5. F Working Trot (Mark for Transitions at H & F).....	10
6. A Collected Canter Right	
AKE Collected Canter Right.....	10
7. E 20 Metre Circle Right Medium Canter.....	10
8. EHCM Collected Canter Right (Mark to include Transitions into and out of MedCanter).....	10
9. B Turn Right Simple Change over X	10
10. E T rack Left	
KAF Collected Canter Left	10
11. B 20 Metre Circle Left Medium Canter	10
12. BM Collected Canter Left (Mark to include Transitions into and out of MedCanter).....	10
13. C Transition to Medium Walk.....	10
CH Medium Walk	
14. HB Change the rein Free Walk on a Long Rein.....	10
15. BF Medium Walk (Mark for Medium walk CH & BF).....	10
16. FAK Working Trot	
KXM Change the Rein Medium Trot (Sitting or Rising).....	10
17. MCHE Working Trot (Mark to include Transitions at K & M)	10
18. E 1/2 10 Metre Circle to X	
XG Down Centre Line	
G Halt Immobility Salute.....	10
Leave Arena At Free Walk on a Long Rein at an appropriate place	

Collective Marks

19. Paces (freedom and regularity)	10
20. Impulsion (desire to move forward, elasticity of the steps, suppleness of the back and engagement of the hindquarters)	10
21. Submission (attention and confidence, harmony, lightness and ease of the movements acceptance of the bridle and lightness of the forehand).....	10
22. Rider (position and seat of the rider, correct use of the aids and effectiveness of the aids)	10
TOTAL	220

N.B. In INTERMEDIATE TESTS, all trot work must be executed "sitting".

IS YOUR FEED FIT FOR PURPOSE?



Competition FR Range is formulated on high oil & 'Super-Fibre' energy sources plus each product contains a specific premix package that allows for easy transitioning across the range depending how much energy is needed and what type of performance is required, without the risk of digestive upset.



TRAIN - COMPETE - RECOVER



FEED THE DIFFERENCE

For nutrition advice or further information on our feeds please call, Tel: +44 (0)1222 78447 Email: info@saracenshops.co.uk or visit www.saracenshops.co.uk



PUT BACK IN WHAT YOU HAVE TAKEN OUT

OPEN INTERMEDIATE DRESSAGE TEST 116 (2016)

Interval between horses - 6 mins Arena 20m x 40m

To be ridden in a snaffle or simple double bridle	Max. Marks
1. A Enter working trot	
X Halt Immobility. Salute. Proceed in working trot	
C Track left.....	10
2. HK Shoulder in left	10
3. A Down centre line	
D Half pass left to between E & H	10
4. HCM Collected trot	
M Medium walk	10
5. Between M&B Half pirouette right	
M Working trot	10
6. HXF Change rein in medium trot	
F Collected trot.....	10
7. KH Shoulder in right.....	10
8. C Down centre line	
G Half pass right to between E & K.....	10
9. KAF Collected trot	
F Medium walk	10
10. Between F&B Half pirouette left	
FA Medium walk	10
11. A Extended walk	
KF Half Circle right 20m Extended walk	
F Medium walk	10
12. A Collected canter right	
AKE Collected canter	10
13. E Circle right 20m medium canter	
EH Collected canter	10
14. H Half 10m circle returning to the track at E	
EK Counter canter.....	10
15. K Simple change	
AFB Collected canter	10
16. B Circle left 20m medium canter	
BM Collected canter	10
17. M Half 10m circle returning to track at B	
BF Counter canter	
F Working trot	10
18. A Down centre line	
X Halt Immobility. Salute.	10
Leave arena at a free walk on a long rein at an appropriate place.	

Collective Marks

19. Paces (freedom and regularity).....	10
20. Impulsion (desire to move forward, elasticity of the steps, suppleness of the back and engagement of the hindquarters)	10
21. Submission (attention and confidence, harmony, lightness and ease of the movements acceptance of the bridle and lightness of the forehand).....	10
22. Rider (position and seat of the rider, correct use of the aids and effectiveness of the aids).....	10
TOTAL 220	

N.B. In INTERMEDIATE TESTS, all trot work must be executed "sitting".

INTERMEDIATE DRESSAGE TEST 117 (2009)

Interval between horses - 6 mins Arena 20m x 40m

To be ridden in a snaffle or simple double bridle	Max. Marks
1. A Enter at Working Trot.	
X Halt, Immobility, Salute. Proceed at Working Trot	10
2. C Track Left	
HXF Change the Rein at Medium Trot (Sitting or Rising)	
F Working Trot	10
3. KEH Shoulder In Right	
H Working Trot	10
4. MXK Change the Rein at Medium Trot (Sitting or Rising)	
K Working Trot	10
5. FBM Shoulder In Left	
M Working Trot	10
6. C Medium Walk	
H Half 20 Metre Circle Left to M Free Walk on a Long Rein	10
7. M Medium Walk Half 10 metre Circle Left to G	
G Half 10 Metre Circle Right to H.....	10
8. H Working Canter Right (Directly from Walk)	
HCMB Working Canter Right	10
9. B 20 Metre Circle Right in Medium Canter.....	10
10. B Transition to Working Canter Right	10
11. F Half 10 Metre Circle Return to the Track at B	
BM Counter Canter	10
12. M Simple Change (3 - 5 Steps of Walk)	
CHE Working Canter Left.....	10
13. E 20 Metre Circle Left in Medium Canter	10
14. E Transition to Working Canter Left	10
15. K Half 10 Metre Circle Return to the Track at E	
EH Counter Canter	10
16. H Simple Change (3 - 5 Steps of Walk).....	10
17. CMBF Working Canter Right	
A Turn Down Centre Line	10
18. X Working Trot	
G Halt. Immobility. Salute	10
Leave arena at walk on a long rein at an appropriate place	

Collective Marks

19. Paces (freedom and regularity)	10
20. Impulsion (desire to move forward, elasticity of the steps, suppleness of the back, and engagement of the hind quarters)	10
21. Submission (attention and confidence; harmony, lightness and ease of the movements; acceptance of the bridle and lightness of the forehand).....	10
22. Position and seat of the rider, correct use of the aids and effectiveness of the aids.....	10
TOTAL 220	

N.B. In INTERMEDIATE TESTS, all trot work must be executed "sitting".



ADVANCED INTERMEDIATE DRESSAGE TEST 119 (2010)

Interval between horses - 6 mins Arena 20m x 60m

1.	A	Enter at Collected Canter	
	I	Halt, Immobility, Salute. Proceed Collected Trot	
	C	Track Left.....	10
2.	HE	Shoulder In Left	
	EX	1/2 10 Metre Circle Left.....	10
3.	XH	1/2 Pass Left.....	10
4.	HCM	Collected Trot	
	MB	Shoulder In Right	
	BX	1/2 10 Metre Circle Right	10
	XM	1/2 Pass Right	10
6.	C	Halt Immobility 4 - 6 Seconds.....	10
7.		Proceed Collected Canter from 1 or 2 Steps of Walk.....	10
8.	CS	Collected Canter Left	
	SK	Medium Canter Left.....	10
9.	K	Collected Canter Left (mark for Transitions at S & K)	10
10.	A	Down Centre Line	
	DE	1/2 Pass Left.....	10
11.	EC	Counter Canter	10
12.	C	Simple Change of Leg.....	10
13.	CR	Collected Canter Right	
	RF	Medium Canter Right	10
14.	F	Collected Canter Right (Mark for Transitions at R & F)	10
15.	A	Down Centre Line	
	DB	1/2 Pass Right	10
16.	BC	Counter Canter	10
17.	C	Medium Walk.....	10
18.	C	15 Metre Circle Left Showing Some Extended Walk Strides	
	Before C	Medium Walk.....	10
19.	C	Collected Trot	
	HXF	Change Rein Medium Trot	
	F	Collected Trot	10
20.	A	Down Centre Line	
	X	Halt Immobility Salute.....	10
		Leave arena at walk on a long rein at an appropriate place	

Collective Marks

21.	Paces (freedom and regularity).....	10
22.	Impulsion (desire to move forward, elasticity of the steps, suppleness of the back, and engagement of the hind quarters).....	10
23.	Submission (attention and confidence; harmony, lightness and ease of the movements; acceptance of the bridle and lightness of the forehead).....	10
24.	Position and seat of the rider, correct use of the aids and effectiveness of the aids	10
	TOTAL 240	

N.B.In ADVANCED INTERMEDIATE TESTS, all trot work must be executed "sitting".

INTERMEDIATE DRESSAGE TEST 118 (2010)

Interval between horses - 6 mins 30 Secs Arena 20m x 60m

To be ridden in a snaffle or simple double bridle Marks		Max.	
1.	A	Enter at Working Trot	
	I	Halt Immobility Salute Proceed Working Trot	
	C	Track Right	10
2.	MXK	Change the Rein Medium Trot (Sitting or Rising).....	10
3.	K	Working Trot (Mark for Transitions at M & K)	10
4.	FB	Shoulder In Left	10
5.	BX	1/2 10 Metre Circle Left	
	XE	1/2 10 Metre Circle Right.....	10
6.	EH	Shoulder In Right.....	10
7.	C	Halt Immobility 3 - 4 Seconds.....	10
8.		Rein Back 4 - 5 Steps Proceed Medium Walk	10
9.	ME	Change the Rein Extended Walk	10
10.	E	Medium Walk and 1/2 20 metre circle to B	
	BR	Medium Walk	10
11.	R	Working Canter Left Directly from Walk	10
12.	RMCHS	Working Canter Left	
	S	20 Metre Circle Left Medium Canter.....	10
13.	S	Transition to Working Canter	
	V	1/2 10 metre circle left to L	
	L	Up Centre Line.....	10
14.	Between		
	X & I	Simple Change Through Walk	10
15.	IGCMR	Working Canter Right	
	R	20 Metre Circle Right Allowing the Horse to Stretch Down	10
16.	R	Working Canter	
	P	1/2 10 Metre Circle Right to L	
	L	Up Centre Line.....	10
17.	Between		
	X & I	Simple Change Through Walk	10
18.	C	Track Left	
	E	1/2 10 Metre Circle Left to Centre Line	
	I	Working Trot	
	G	Halt, Immobility Salute.....	10
		Leave the Arena at Walk on a Long Rein	

Collective Marks

19.	Paces (freedom and regularity).....	10
20.	Impulsion (desire to move forward, elasticity of the steps, suppleness of the back, and engagement of the hind quarters).....	10
21.	Submission (attention and confidence; harmony, lightness and ease of the movements; acceptance of the bridle and lightness of the forehead).....	10
22.	Position and seat of the rider, correct use of the aids and effectiveness of the aids	10
	TOTAL 220	

N.B.In INTERMEDIATE TESTS, all trot work must be executed "sitting".

ADVANCED DRESSAGE TEST 122 (2009)

Interval between horses - 6 mins 30 secs Arena 20m x 60m

To be ridden in a snaffle or simple double bridle		Max. Marks
1.	A	Enter at Collected canter
	I	Halt Immobility Salute, Proceed at Collected Trot.....10
2.	C	Track Right
	MXK	Change the Rein in Medium Trot Rising.....10
3.	K	Collected Trot (Mark for Transitions at M & K).....10
4.	A	Down Centre Line
	DX	Shoulder In Left.....10
5.	XH	Half Pass Left.....10
6.	C	Down Centre Line
	GX	Shoulder In Right10
7.	XK	Half Pass Right10
8.	AFP	Medium Walk
	PXS	Extended Walk10
9.	SHC	Medium Walk (Mark for Medium Walk A-P & S-C).....10
10.	C	Canter Right Direct From Walk10
11.	RBF	Medium Canter10
12.	F	Collected Canter (Mark For Transitions at R & F).....10
13.	A	Down Centre Line
	DB	Half Pass Right10
14.	BM	Counter Canter.....10
15.	M	Flying Change of Leg10
16.	MCS	Collected Canter Left
	SEK	Extended Canter.....10
17.	K	Collected Canter (Mark For Transitions at S & K).....10
18.	A	Down Centre Line
	DE	Half Pass Left.....10
19.	EH	Counter Canter.....10
20.	H	Flying Change of Leg10
21.	HCMB	Collected Canter Right
	B	Half 10 Metre Diameter Circle Right to X
	I	Halt Immobility 4 Seconds.....10
22.	I	Rein Back 5 Steps Proceed at Collected Trot
	C	Track Left10
23.	HXF	Change The Rein at Extended Trot
	F	Collected Trot.....10
24.	A	Down Centre Line
	X	Halt Immobility Salute10
		Leave arena at walk on a long rein at an appropriate place
Collective Marks		
25.		Paces (freedom and regularity).....10
26.		Impulsion (desire to move forward, elasticity of the steps, suppleness of the back, and engagement of the hind quarters).....10
27.		Submission (attention and confidence; harmony, lightness and ease of the movements; acceptance of the bridle and lightness of the forehand).....10
28.		Position and seat of the rider, correct use of the aids and effectiveness of the aids....10
TOTAL 280		

N.B. All trot work must be executed "sitting", unless otherwise stated.

ADVANCED DRESSAGE TEST 123 (2011)

Interval between horses - 6 mins 30 secs Arena 20m x 60m

To be ridden in a snaffle or simple double bridle		Max. Marks
1.	A	Enter at Collected Canter
	I	Halt, Immobility, Salute. Proceed Collected Trot
	C	Track Left.....10
2.	HE	Shoulder In Left
	EX	1/2 10 Metre Circle Left..... 10
3.	XH	1/2 Pass Left
	HCM	Collected Trot..... 10
4.	MV	Medium Trot.....10
5.	VKA	Collected Trot (Mark to Include Transitions at M & V).....10
6.	AF	Medium Walk
	FK	1/2 20 Metre Circle Left Extended Walk..... 10
7.	KA	Medium Walk (Mark for Med Walk AF & KA & Transitions at F & K)....10
8.	AF	Collected Trot
	FXH	Change Rein in Extended Trot..... 10
9.	HCM	Collected Trot (Mark to Include Transitions at A F & H).....10
10.	MB	Shoulder In Right
	BX	1/2 10 Metre Circle Right.....10
11.	XM	1/2 Pass Right.....10
12.	C	Collected Canter Left.....10
13.	HX	1/2 Pass Left.....10
14.	XA	Up Centre Line
	A	Track Left.....10
15.	FR	Medium Canter.....10
16.	R	Collected Canter Left
	MG	1/2 10 Metre Circle Left (Mark to Include Transitions at F & R).....10
17.	GR	On Diagonal Flying Change of Leg.....10
18.	RFK	Collected Canter Right
	KX	1/2 Pass Right..... 10
19.	XC	Down Centre Line
	C	Track Right..... 10
20.	MP	Extended Canter Right.....10
21.	PF	Collected Canter Right
	FD	1/2 10 Metre Circle Right (Mark to Include Transitions at M & P).....10
22.	DP	On Diagonal Flying Change of Leg.....10
23.	PB	Collected Canter Left
	BE	1/2 20 Metre Circle Left
	VL	1/2 10 Metre Circle Left10
24.	X	Halt Immobility Salute.....10
		Leave Arena at Free Walk on a Long Rein
Collective Marks		
25.		Paces (Freedom and Regularity)10
26.		Impulsion (Desire to move forward, elasticity of the steps, suppleness of the back and engagement of the hindquarters).....10
27.		Submission (Attention and confidence, harmony, lightness and ease of the movements, acceptance of the bridle and lightness of the forehand)10
28.		Position and Seat of the Rider, Correct use of and effectiveness of the Aids.....10
TOTAL 280		

N.B. All trot work must be executed "sitting".



ADVANCED DRESSAGE TEST 124 (2016)

Interval between horses - 6 mins 30 secs Arena 20m x 60m

To be ridden in a snaffle or simple double bridle		Max. Marks
1.	A Enter at collected canter	
	X Halt immobility. Salute. Proceed at collected trot	
	C Track left10	
2.	HE Shoulder-in left.....10	
3.	E Half circle left 10m diameter to X	
	X Half circle right 10m diameter to B10	
4.	BF Shoulder in right.....10	
5.	A Down centre line	
	D Half pass right to B.....10	
6.	BM Medium trot	
	M Collected trot.....10	
7.	C Down centre line	
	G H Half pass left to B.....10	
8.	BF Medium trot	
	F Collected trot10	
9.	A Halt. Rein back 5 steps. Proceed in collected walk	
	K Turn right.....10	
10.	Between D&F Half pirouette right.....10	
11.	Between D&K Half pirouette left10	
12.	The collected walk10	
13.	F Turn left and half 20m circle left in extended to walk to K10	
14.	K Collected walk	
	A Collected canter left10	
15.	FPBR Medium canter	
	R Collected canter10	
16.	C Down centre line	
	GB Half pass left to B.....10	
17.	BP Collected canter	
	PV Half circle 20m in counter canter10	
18.	E Flying change right	
	ES Collected canter10	
19.	S Extended canter and half circle right to R	
	RP Extended canter	
	P Collected canter10	
20.	A Down centre line	
	D Half pass right to B.....10	
21.	BR Collected canter	
	RS Half circle 20m left in counter canter.....10	
22.	E Flying change left	
	EV Collected canter10	
23.	V Half 10m circle left	
	LX Collected canter10	
24.	X Halt. Immobility. Salute.....10	
	Leave the arena at a free walk on a long rein at an appropriate place.	

Collective Marks

24.	Paces (freedom and regularity).....10
25.	Impulsion (desire to move forward, elasticity of the steps, suppleness of the back, and engagement of the hind quarters)10
26.	Submission (attention and confidence; harmony, lightness and ease of the movements; acceptance of the bridle and lightness of the forehead).....10
27.	Position and seat of the rider, correct use of the aids and effectiveness of the aids.....10

TOTAL 280

Note: All trot work must be executed "sitting".

THE FEI C11* DRESSAGE TEST A (2015)

(Updated October 2016)

Interval between horses - 7 mins 30 secs Arena 20m x 60m

		Max. Marks
1.	A Enter at Working Trot	
	CH Track left in working trot10	
2.	HS Working trot	
	SF Change the rein in medium trot (sitting or rising)	
	FA Working trot.....10	
3.	AK Working trot	
	KX Leg-yield in working trot to X	
	XE Half circle left 10 metres to E.....10	
4.	EVK Working trot	
	A Transition to walk for 4-5 steps over A10	
	AF Working trot	
5.	FX Leg-yield in working trot to X	
	XB Half circle right 10 metres to B10	
6.	BF Working trot	
	F Turn right	
	D Halt, immobility and10	
7.	D Rein back 4-5 steps, immediately proceed in medium walk10	
8.	(K) Turn right	
	(KV) Medium walk	
	VP Half-circle 20 metres in extended walk	
	(PF) Medium walk10	
9.	The Medium walks – DKV and PF.....10	
10.	FA Working trot	
	A Working canter right10	
11.	A Circle right 15 metres.....10	
12.	AC Serpentine of 3 loops in working canter, 5 metres either side of the centre line without change of lead.....10	
13.	CM Working canter	
	MV Change the rein in Medium canter	
	VK Working canter in counter canter.....10	
14.	K Working trot	
	A Working canter left.....10	
15.	A Circle left 15 metres10	
16.	AC Serpentine of 3 loops in working canter, 5 metres either side of the centre line without change of lead.....10	
17.	CH Working canter	
	HP Change the rein in Medium Canter	
	PF Working canter in counter canter.....10	
18.	F Working trot	
	A Down centre line10	
19.	X Halt, immobility, salute10	
	Leave the arena at a free walk on a long rein at A	

Collective Marks

20.	Paces (Freedom and regularity).....10
21.	Impulsion (Desire to move forward, elasticity of the steps, suppleness of the back and engagement of the hind quarters).....10
22.	Submission (Attention and confidence; harmony, lightness and ease of the movements; acceptance of the contact)10
23.	Rider (Position and seat of the rider, correct use of the aids and effectiveness of the aids)10

TOTAL 230

Note a): Where the letters are shown in brackets, they are intended to be directional only, and the mark for that part of the movement to be given subsequently.

Note 1: All trots must be executed "sitting" unless the term "rising" is used in the test.

Note 2: Only snaffle bridle is allowed for CCI/CIC 1* (no double bridle).

THE FEI C11* DRESSAGE TEST B (2015)

(Updated October 2016)

Interval between horses - 7 mins Arena 20m x 60m

		Max. Marks
1.	A	Enter at Working Trot
	CM	Track right in working trot10
2.	MR	Working trot
	RK	Change the rein in medium trot (sitting or rising)
	KA	Working trot.....10
3.	A	Down the centre line
	LS	Leg-yield to the left
	SHC	Working trot10
4.	C	Down the centre line
	IV	Leg-yield to the right
	VKA	Working trot.....10
5.	AI	Serpentine of 2 loops in working trot (sitting or rising), each loop to go to the side of the arena. The horse to stretch forward and down to the contact on a long rein. Before I, shorten the reins10
6.	IRM	Working trot.....10
	C	
7.	(CHS)	Medium walk
	SP	Extended walk.....10
	(PF)	Medium walk
8.		The Medium walk CHS & PF10
9.	FA	Working trot
	A	Working canter right
	AK	Working canter.....10
10.	KS	Medium canter
	SH	Transition to Working canter10
11.	H	Half circle right 12 metres returning to the track between E and V10
12.	VP	Half circle left 20 metres in counter canter
	PB	Counter canter10
13.	BRMC	Working trot
	C	Working canter left
	CH	Working canter.....10
14.	HV	Medium canter
	VK	Transition to working canter.....10
15.	K	Half circle left 12 metres returning to the track between E and S.....10
16.	SR	Half circle right 20 metres in counter canter
	RB	Counter canter10
17.	BP	Working trot
	P	Half circle 10 metres to L
	L	Down centre line in working trot10
18.	X	Halt, immobility, Salute.....10
		Leave the arena at a free walk on a long rein at A

Collective Marks

19.	Paces (Freedom and regularity).....10
20.	Impulsion (Desire to move forward, elasticity of the steps, suppleness of the back and engagement of the hind quarters)10
21.	Submission (Attention and confidence; harmony, lightness and ease of the movements; acceptance of the contact)10
22.	Rider (Position and seat of the rider, correct use of the aids and effectiveness of the aids)10

TOTAL 220

Note a): Where the letters are shown in brackets, they are intended to be directional only, and the mark for that part of the movement to be given subsequently.

Note 1: All trots must be executed "sitting" unless the term "rising" is used in the test.

Note 2: Only snaffle bridle is allowed for CCI/CIC 1* (no double bridle).

THE FEI C12* DRESSAGE TEST A (2015)

Interval between horses - 8 mins Arena 20m x 60m

		Max. marks
1.	A	Enter in Working Trot
	I	Halt, Salute. Proceed in collected trot
	C	Track left in collected trot.....10
2.	S	Circle left 10 metres in collected trot.....10
3.	SV	Shoulder in left10
4.	V	Half circle left 10 metres to L10
	L to between	
	S&H	Half pass left
	HC	Collected trot
5.	CM	Collected trot
	MV	Change the rein in medium trot (sitting or rising)
	VK	Collected trot.....10
6.	K	Turn left
	D	Halt, immobility10
7.	D	Rein back 4-5 steps and proceed in medium walk.....10
	F	Turn left
8.	FPXS	Extended walk10
9.	SHC	Medium walk10
10.	CMR	Collected trot
	R	Circle right 10 metres in collected trot10
11.	RP	Shoulder in right.....10
12.	P	Half circle right 10 metres to L.....10
	L to between	
	R&M	Half pass right
	MC	Collected trot
13.	CHS	Collected canter left
	SEXBP	Change the rein in collected canter then counter canter
	PFA	Counter canter.....10
14.	A	Simple change of leg10
15.	AK	Collected canter right
	KH	Medium canter
	HC	Collected canter10
16.	CMR	Collected canter
	RBXEV	Change the rein in collected canter then counter canter
	VKA	Counter canter.....10
17.	A	Simple change of leg10
18.	AF	Collected canter
	FM	Medium canter
	MC	Collected canter10
19.	CH	Collected trot
	HXF	Change the rein in medium trot (sitting or rising)10
20.	FA	Collected trot.....10
	A	Down the centre line
	L	Halt, immobility, Salute10
		Leave the arena at a free walk on a long rein at A

Collective Marks

21.	Paces (Freedom and regularity).....10
22.	Impulsion (Desire to move forward, elasticity of the steps, suppleness of the back and engagement of the hind quarters).....10
23.	Submission (Attention and confidence; harmony, lightness and ease of the movements; acceptance of the contact)10
24.	Rider (Position and seat of the rider, correct use of the aids and effectiveness of the aids)10

TOTAL 240

The degree of collection required needs only to be sufficient for the prescribed movements of the test to be performed with ease and fluency.

Note 1: The working, medium and extended trots must be conducted in "sitting" trot unless otherwise specified

Note 2: Snaffle bit only or double bridle is allowed for CI 2*/3*/4*

**THE FEI C13* DRESSAGE TEST A (2015)**

Interval between horses - 8 mins Arena 20m x 60m

1.	A	Enter at collected canter	
	I	Halt. Salute. Proceed at collected trot.....	10
	C	Track left	
2.	CH	Collected trot	
	HXF	Change the rein in medium trot	
	FA	Collected trot	10
3.	AK	Collected trot	
	KE	Shoulder in right	10
4.	EG	Half pass right	
	C	Track right	10
5.	MXK (KA)	Change the rein at extended trot Collected trot	10
		The transitions to extended trot and to collected trot	10
7.	A	Halt, Immobility.....	10
8.	A	Rein back 5 steps immediately proceed at collected trot	10
9.	AF	Collected trot	
	FB	Shoulder-in left.....	10
10.	BG	Half pass left	
	(C)	Track left in medium walk.....	10
11.	(CH)	Medium walk	
	HSP (PF)	Change the rein in extended walk Medium walk.....	10
		The medium walk CH & PF	10
13.	F	Collected canter right	
	FA	Collected canter.....	10
14.	AL	Down centre line in collected canter	
	LR	Half-pass right in collected canter	
	RMC	Collected canter in counter canter.....	10
15.	CA	Serpentine of 3 loops, each loop going to the side of the arena. The 1st loop in counter canter, the 2nd and 3rd loops in true canter. A flying change over the centre line between the 2nd & 3rd loops.....	10
16.		The Flying Change of leg	
	AF	Collected canter.....	10
17.	FB	Extended canter	
	BE	Medium canter on a half-circle 20 metres	
	EV	Medium canter	
	VKA	Collected canter.....	10
18.	AL	Down the centre line in collected canter	
	LS	Half-pass left in collected canter	
	SHC	Collected canter in counter canter.....	10
19.	CA	Serpentine of 3 loops, each loop going to the side of the arena. The 1st loop in counter canter, the 2nd and 3rd loops in true canter. A flying change over the centre line between the 2nd & 3rd loops.....	10
20.		The Flying Change of leg	
	AK	Collected canter.....	10
21.	KE	Extended canter	
	EB	Medium canter on a half-circle 20 metres	
	BP	Medium canter	
	PFA	Collected canter.....	10
22.	A	Down centre line in collected canter	
	L	Halt. Immobility. Salute.....	10
		Leave arena at a free walk on a long rein at A.	

Collective Marks:

23.	Paces (Freedom and regularity)	10
22.	Impulsion (Desire to move forward, elasticity of the steps, suppleness of the back, engagement of the hind quarters)	10
23.	Submission (Attention and confidence, harmony, lightness and ease of the movements, acceptance of the bridle and lightness of the forehand).....	10
24.	Rider (Position and seat of the rider, correct use and effectiveness of the aids).....	10

TOTAL 260

N.B. The working, medium and extended trots must be executed 'sitting' unless otherwise specified.
N.B. Snaffle bit only or double bridle is allowed for CI 2*/3*/4*

THE FEI C12* DRESSAGE TEST B (2015)

Interval between horses - 8 mins Arena 20m x 60m

1.	A	Enter in working trot	
	I	Halt. Salute. Proceed at collected trot	10
	C	Track right in collected trot.....	10
2.	MB	Shoulder-in right.....	10
3.	BX	Half circle right 10 metres to X	
	XE	Half circle left 10 metres to E.....	10
4.	EK	Shoulder-in left	
	KA	Collected trot.....	10
5.	A	Collected trot down centre line	
	D to Between		
	E & S	Half-pass left.....	10
6.	SH	Collected trot	
	H	Turn right and Medium walk	
	Between G&M	Turn about the haunches to the right and then proceed in collected trot.....	10
7.	H	Turn left	
	SF	Medium trot (sitting or rising)	
	FA	Collected trot.....	10
8.	A	Collected trot down centre line	
	D to Between		
	B&R	Half-pass right	
	RM	Collected trot.....	10
9.	(MCH)	Medium walk	
	HM	Half-circle 20 metres in extended walk	
	(MC)	Medium walk	10
10.		The Medium walks - MCH and MC.....	10
11.	C	Collected canter left directly from walk	
	CH	Collected canter	10
12.	HK	Medium canter	
	KA	Collected canter	10
13.	AC	Serpentine of 3 loops without change of leg, each loop to go to the side of the arena.	
	CH	Collected canter	10
14.	HE	Collected canter	
	E	Turn left,	
	Before X	Medium walk	10
15.	Between X & B	Turn about the haunches to the left	10
16.	X	Collected canter right E Turn right	
	ESHC	Collected canter	10
17.	CM	Collected canter	
	MF	Medium canter	
	FA	Collected canter	10
18.	AC	Serpentine of 3 loops without change of leg, each loop to go to the side of the arena.	
	CMR	Collected canter	10
19.	RB	Collected trot	
	B	Half circle right 10 metres to X	
	X	Down centre line.....	10
20.	I	Halt, immobility, salute.....	10
		Leave arena at a free walk on a long rein at A.	

Collective Marks:

23.	Paces (Freedom and regularity).....	10
22.	Impulsion (Desire to move forward, elasticity of the steps, suppleness of the back, engagement of the hind quarters).....	10
23.	Submission (Attention and confidence, harmony, lightness and ease of the movements, acceptance of the bridle and lightness of the forehand).....	10
24.	Rider (Position and seat of the rider, correct use and effectiveness of the aids)	10

TOTAL 240

Note 1: The working, medium and extended trots must be executed 'sitting' unless otherwise specified.
Note 2: Snaffle bit only or double bridle is allowed for CI 2*/3*/4*



THE FEI C13* DRESSAGE TEST B (2015)

Interval between horses - 8 mins Arena 20m x 60m

1.	A	Enter at collected canter	
	I	Halt. Salute. Proceed at collected trot	
	C	Track right.....	10
2.	CM	Collected trot	
	MB	Shoulder-in right	10
3.	BK	Change the rein in Medium trot	
	KA	Collected trot.....	10
4.		At Quarter Line after A	
		Turn left, Between D & F, Half-pass left to the opposite quarter line between X and E	10
5.		At the Quarter Line	
		Half-pass right to the opposite quarter line between G and M Then track left in Collected trot	10
6.	CH	Collected trot	
	HE	Shoulder-in left	10
7.	EF	Change the rein in Medium trot	
	FA	Collected trot.....	10
8.	AK	Collected trot	
	KXM	Change the rein in Extended trot	
	MC	Collected trot.....	10
9.		The transitions to and from extended trot	10
10.	CH	Medium walk	
	H	Turn left, collected walk at G	
		Between G&M Half-pirouette to the left then proceed in medium walk	10
11.	H	Track left	
	HSB	Change the rein in extended walk	10
12.	BP	Medium walk	
	P	Turn right, collected walk at L	
		Between L&V Half-pirouette to the right	10
13.	L	Transition to Collected canter right	
	PFA	Track right in Collected canter.....	10
14.	AX	Serpentine of 2 loops, the first true and the second counter canter, each loop going to the side of the arena.....	10
15.		The counter canter in the 2nd loop	10
16.	XE	Collected canter and turn right	
	ES	Collected canter	
	SM	Change the rein with flying change over the centre line.....	10
17.	MCH	Collected canter	
	HK	Extended canter	
	KA	Collected canter.....	10
18.	AX	Serpentine of 2 loops, the first true and the second counter canter, each loop going to the side of the arena.....	10
19.		The counter canter in the 2nd loop	10
20.	XB	Collected canter and turn left	
	BR	Collected canter	
	RH	Change the rein with flying change over the centre line.....	10
21.	HCM	Collected canter	
	MF	Extended canter	
	FA	Collected canter.....	10
22.	A	Down centre line in collected canter	
	L	Halt. Immobility. Salute	10
		Leave arena at a free walk on a long rein at A.	

Collective Marks:

23.		Paces (Freedom and regularity)	10
22.		Impulsion (Desire to move forward, elasticity of the steps, suppleness of the back, engagement of the hind quarters)	10
23.		Submission (Attention and confidence, harmony, lightness and ease of the movements, acceptance of the bridle and lightness of the forehand).....	10
24.		Rider (Position and seat of the rider, correct use and effectiveness of the aids).....	10
		TOTAL 260	

N.B. The working, medium and extended trots must be executed 'sitting' unless otherwise specified.
N.B. Snaffle bit only or double bridle is allowed for CI 2*/3*/4*

THE FEI CCI4* DRESSAGE TEST A (2017)

Interval between horses - 8 mins Arena 20m x 60m

1.	A	Enter at collected canter	
	I	Halt, salute, proceed collected trot	
	C	Track left.....	10
2.	CHS	Collected trot	
	SF	Change the rein in medium trot	
	FA	Collected trot.....	10
3.	After A	Turn down quarter line, shoulder-in right.....	10
4.		Between V&L Half pass right to M	
	MC	Collected Trot.....	10
5.	After C	Turn down quarter line, shoulder-in left.....	10
6.		Between S&I Half pass left to F	
	F	Collected trot.....	10
7.	KXM	Extended trot	
	M	Collected trot.....	10
		Transitions to and from Extended trot.....	10
8.	C	Halt.....	10
9.	C	Rein back 5 steps, proceed in medium walk.....	10
10.	C	Rein back 5 steps, proceed in medium walk.....	10
11.	CHS	Medium walk.....	10
12.	SRM	Half circle left extended walk.....	10
13.	M	Medium walk	
	C	Collected canter left lead.....	10
14.	SF	Change rein medium canter.....	10
15.	F	Collected canter and flying change.....	10
16.	VI	Half pass right	
	I	Straight ahead	
	C	Trackright.....	10
17.	MXK	Extended canter.....	10
18.	K	Collected canter and flying change.....	10
19.	PI	Half pass left	
	I	Straight ahead.....	10
20.	C	Circle left 20 meters, allowing the horse to stretch forward and down.	
	C	Collected canter.....	10
21.	HB	Flying change crossing centre line.....	10
22.	BK	Flying change crossing centre line.....	10
23.	A	Down centre line	
	L	Collected trot.....	10
24.	I	Halt, Salute.....	10
		Leave the arena at a free walk on a long rein at A	

Collective Marks

25.		Paces (Freedom and regularity).....	10
26.		Impulsion (Desire to move forward, elasticity of steps, suppleness of back and engagement of hind quarters).....	10
27.		Submission (Attention and confidence, harmony, lightness and ease of movements, straightness; acceptance of bridle and lightness of forehand).....	10
28.		Rider (Position and seat, correct use and effectiveness of aids).....	10
		TOTAL 280	

Note 1: The collected, medium and extended trots must be ridden in sitting trot unless otherwise specified.

Note 2: Snaffle bit only or double bridle is allowed for CCI/CIC 2*/3*/4*



THE FEI CCI4* DRESSAGE TEST B (2017)

Interval between horses - 8 mins Arena 20m x 60m

1.	A	Enter at collected canter	
	I	Halt, salute, proceed collected trot	
	C	Track right.....	10
2.	CM	Collected trot	
	MXK	Medium trot	
	K	Collected trot.....	10
3.	FX	Half pass left.....	10
4.	X	Circle right 8 metres.....	10
5.	XG	Shoulder-in right	
	C	Track left.....	10
6.	HXF	Extended trot	
	F	Collected trot.....	10
		Transitions to and from extended trot.....	10
8.	KX	Half pass right.....	10
9.	X	Circle left 8 metres.....	10
10.	XG	Shoulder in left.....	10
11.	C	Track right and transition to medium walk.....	10
12.	ME	Extended walk.....	10
13.	EFA	Medium walk.....	10
14.	A	Halt.....	10
15.	A	Rein Back 5 steps, proceed collected canter right lead.....	10
16.	KS	Medium canter	
	SR	Half circle right collected canter.....	10
17.	RV	Flying change crossing centre line.....	10
18.	F	Half-pass left to quarter line between I and S.....	10
19.		Straight ahead to flying change on the quarter line, then turn right.....	10
20.	M	Half-pass right to quarter line, between L and V.....	10
21.		Straight ahead to flying change on the quarter line, then turn left.....	10
22.	FM	Extended canter	
	M	Collected canter.....	10
23.	C	Circle left 20 meters allowing the horse to stretch forward and down, before C shorten the reins	
	C	Collected canter.....	10
24.	SP	Flying change crossing centre line.....	10
25.	A	Down centre line	
	L	Halt, Salute.....	10

Collective Marks

26.	Paces (Freedom and regularity).....	10
27.	Impulsion (Desire to move forward, elasticity of steps, suppleness of back and engagement of hind quarters).....	10
28.	Submission (Attention and confidence, harmony, lightness and ease of movements, straightness; acceptance of bridle and lightness of forehand).....	10
29.	Rider (Position and seat, correct use and effectiveness of aids).....	10

TOTAL 290

Note 1: Collected, medium and extended trots must be ridden in sitting trot unless otherwise specified.

Note 2: Snaffle bit only or double bridle is allowed for CCI/CIC 2*/3*/4*

Telephone: 01386 793339

www.jump4joy.co.uk

JUMP 4 JOY®

WORLD CLASS JUMPS



NEW DESIGNS

and products added regularly

NEW

Pre-built Carries Pre-built Jump Bunkers

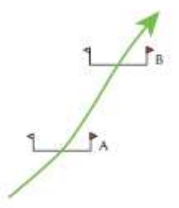
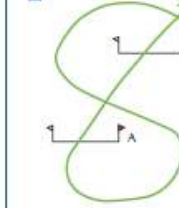
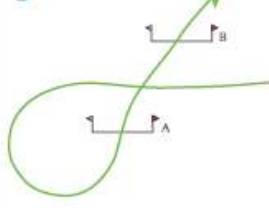
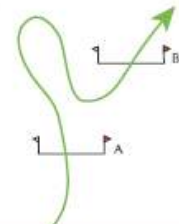
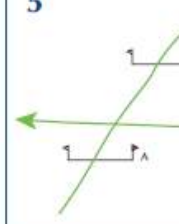
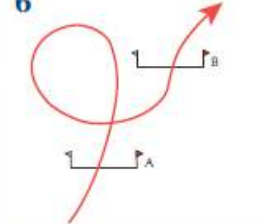
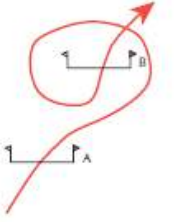
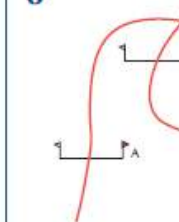
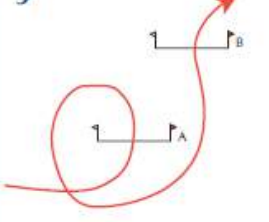
WWW.JUMP4JOY.CO.UK

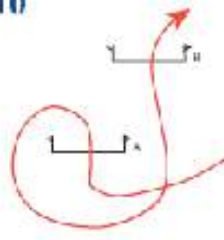
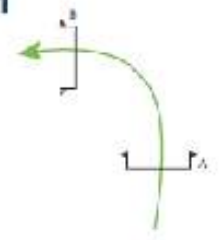
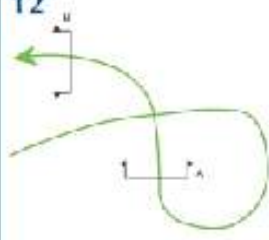
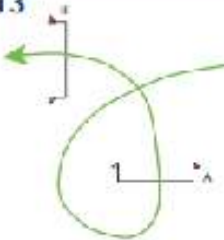
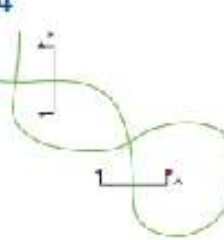
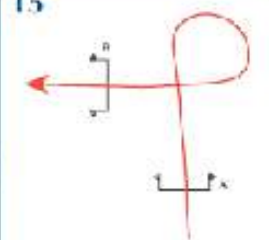
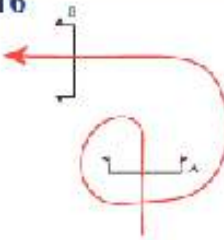
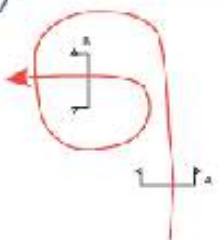
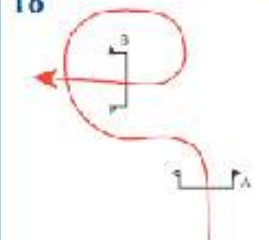
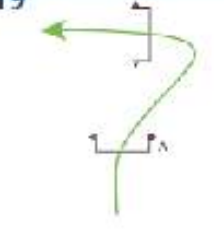
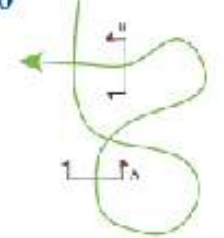
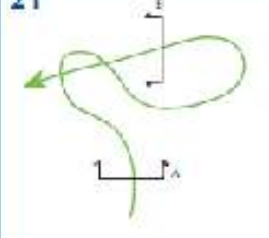
ANNEX 4 EXAMPLES OF REFUSALS, RUN-OUTS AND CIRCLES

Penalties will be imposed for refusal, run-out or circling or fall only when the judge decides that any such was connected with the passage or attempted passage of the numbered and lettered obstacle for the Class in question. A fall of competitor anywhere on the course will result in elimination.

Where there is any doubt about the correct interpretation of the rules of judging any element, obstacle or combination of obstacles, it is recommended that the BE steward should approve the instructions to officials, with a rough sketch of the particular obstacle(s) in question which should also be posted with the Course Plan.

The following diagrams are non-exhaustive examples for reference. The wording of the respective rules will prevail.

1  <div style="border: 1px solid black; padding: 5px; text-align: center;">0 Penalties</div>	2  <div style="border: 1px solid black; padding: 5px; text-align: center;">0 Penalties</div>	3  <div style="border: 1px solid black; padding: 5px; text-align: center;">0 Penalties</div>
4  <div style="border: 1px solid black; padding: 5px; text-align: center;">0 Penalties if not presented at B</div>	5  <div style="border: 1px solid black; padding: 5px; text-align: center;">0 Penalties</div>	6  <div style="border: 1px solid black; padding: 5px; text-align: center;">20 Penalties</div>
7  <div style="border: 1px solid black; padding: 5px; text-align: center;">20 Penalties</div>	8  <div style="border: 1px solid black; padding: 5px; text-align: center;">20 Penalties</div>	9  <div style="border: 1px solid black; padding: 5px; text-align: center;">20 Penalties</div>

10  <div style="border: 1px solid black; padding: 5px; text-align: center;">20 Penalties</div>	11  <div style="border: 1px solid black; padding: 5px; text-align: center;">0 Penalties</div>	12  <div style="border: 1px solid black; padding: 5px; text-align: center;">0 Penalties</div>
13  <div style="border: 1px solid black; padding: 5px; text-align: center;">0 Penalties</div>	14  <div style="border: 1px solid black; padding: 5px; text-align: center;">0 Penalties</div>	15  <div style="border: 1px solid black; padding: 5px; text-align: center;">20 Penalties</div>
16  <div style="border: 1px solid black; padding: 5px; text-align: center;">20 Penalties</div>	17  <div style="border: 1px solid black; padding: 5px; text-align: center;">20 Penalties</div>	18  <div style="border: 1px solid black; padding: 5px; text-align: center;">20 Penalties</div>
19  <div style="border: 1px solid black; padding: 5px; text-align: center;">0 Penalties</div>	20  <div style="border: 1px solid black; padding: 5px; text-align: center;">0 Penalties</div>	21  <div style="border: 1px solid black; padding: 5px; text-align: center;">0 Penalties</div>

ANNEX 5 BE100 THREE DAY EVENTS

- i. The rules for three day events are the same as those for one day events with the modifications set out below. They are based on the FEI Rules of Eventing which may be consulted if necessary for clarification.
- ii. General
 - a. BE100 Three Day Events comprise three distinct tests during which the Competitor rides the same Horse throughout. The tests take place on consecutive days starting with dressage and ending with show jumping.
 - b. The tests are dressage, cross country and show jumping with the cross country including roads and tracks and steeplechase.
- iii. Qualifications
 - a. BE100 Three Day
Restricted to Grade 4 Horses from the beginning of the calendar year in which they reach the age of six that have, in combination with the Competitor, completed 3 clear rounds cross country with no more than 16 faults show jumping, excluding time faults, in BE100 or above BE events. ~~Competitors must be members and attend the briefing given prior to the event or have ridden in a 2* or above CCI.~~
 - b. BE100 Open Three Day
Open to all grades of Horse from the beginning of the calendar year in which they reach the age of six that have in combination with the Competitor completed 3 clear rounds cross country with no more than 16 faults show jumping, excluding time faults, in BE100 or above BE events. ~~Competitors must be members and attend the briefing prior to the event or have ridden in a 2* or above CCI.~~
- iv. Veterinary Examination
There will be at least two veterinary inspections. If there are three, the first will take place prior to the Horse starting the competition, the second during the ten minute compulsory halt between Phases C and D and the third inspection shall take place on the day of and prior to the show jumping.
- v. Dressage Test
The dressage test is governed by BE rules. The arena will measure 20m x 60m with an appropriate test. The dressage test to be used will be published in the Event Schedule.
- vi. The Cross Country Test
 - a. The test consists of four distinct and independent Phases, which follow one another without interruption, except for the one minute break between Phases A and B, a zero, five or ten minute compulsory halt on Phase C and the ten minute compulsory halt between Phases C and D. Each Competitor carries out the whole test alone.
 - b. The four Phases are:
 - Phase A: Roads and Tracks; normally carried out at the trot or a slow canter.
 - Phase B: Steeplechase; over brush fences normally carried out at the gallop.
 - Phase C: Roads and Tracks; normally carried out at the walk and trot.
 - Phase D: Cross country; normally carried out at the gallop.
 - c. The use and length of the halt on Phase C will be decided by the Steward after consultation with the Technical Adviser. The decision will be communicated to the Competitors and only changed during the competition in exceptional circumstances.

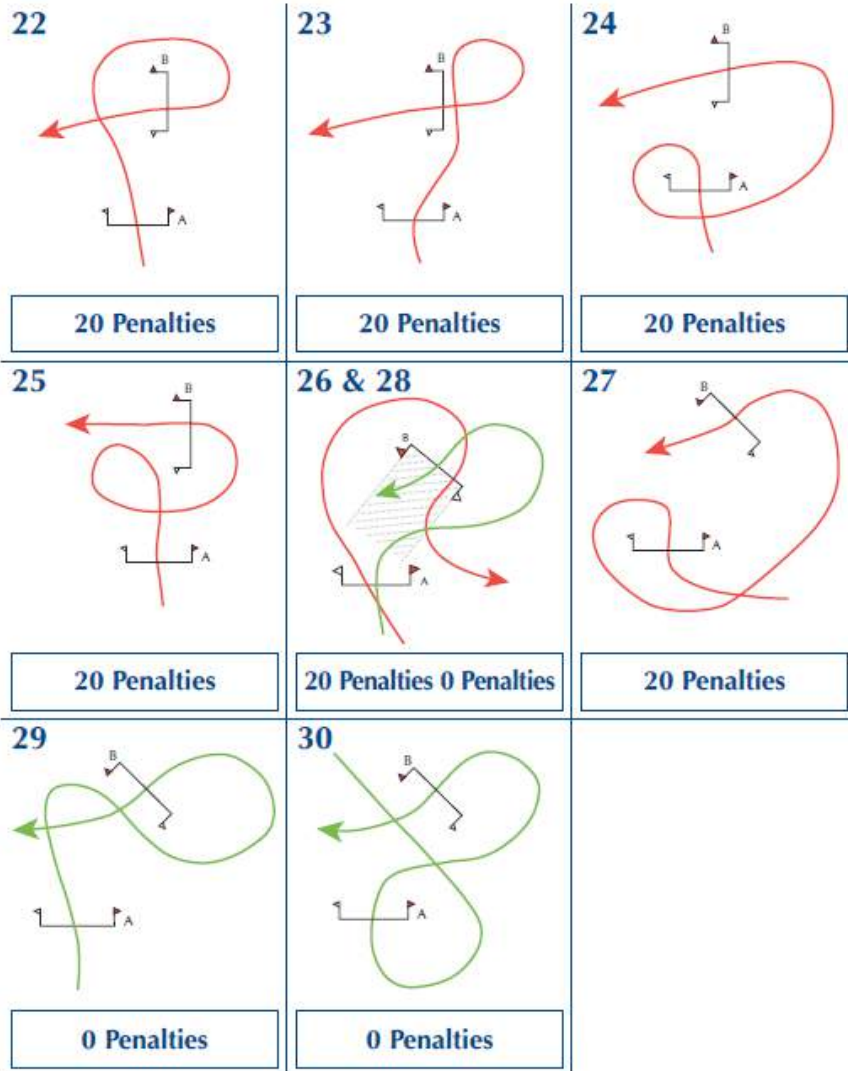


Diagram 26 & 28

At an obstacle composed of several elements (A, B, C, etc.) a Horse will be penalised if it passes around the back of the subsequent element, or circles or crosses his tracks between subsequent elements.

Red route:

20 penalties because it passes around the back of element B (crosses the entire projection of the back of element B).

Green route:

Clear because it avoids passing around the back of element B (avoids to cross the entire projection of the back of element B).

vii. Independence of the Phases

- a. Phases A, B, C and D are quite independent of each other as far as the time keeping is concerned. Loss of time in one cannot be compensated for by gain of time in another.
- b. The timetable will provide for the Competitor to start Phase B, one minute after he is due to finish Phase A.
- c. If the Competitor is early or late finishing Phase A, the one minute break will be increased or decreased accordingly. For example, if a Competitor finishes Phase A 15 seconds early, his break will be 1 minute 15 seconds; if he finishes Phase A 20 seconds late, his break will be 40 seconds.
- d. If a Competitor is so late finishing Phase A that he cannot start Phase B on time, he will be started on Phase B as soon as possible (no allowance being made for adjustments to saddlery etc.). The optimum time for Phase B will start from the actual time the starter instructs him to start.
- e. The Competitor who is late finishing Phase A need not attempt to regain the time lost since the time is penalised on Phase A only.
- f. The finishing time of Phase B is also the starting time of Phase C.
- g. A gain of 30 seconds on Phase B does not give the Competitor an additional 30 seconds to complete Phase C. The optimum time of Phase C is not affected by the gain or loss of time on Phase B.
- h. The gaining of any time on Phase B and/or Phase C will result in additional resting time added to the ten minute compulsory halt provided for the second Horse inspection before the start of Phase D.
- i. The loss of any time on Phase B and /or Phase C will not reduce the ten minute compulsory halt except as provided below. The Competitor's starting time for Phase D will have to be adjusted.
- j. It is possible that a Competitor might exceed the optimum time on one or more Phases. Normally, the starting time of Phase D will be delayed by the sum of any time lost less the sum of any gained. However, if this delay is small (i.e. the Competitor was only a few seconds late finishing Phase C), the Competitor may be started on Phase D at his scheduled time, in order not to interfere unduly with the timetable.

viii. Late for Start

- a. If a Competitor is late in finishing Phase A or Phase C, his starting time for Phase B and/or Phase D will be adjusted accordingly;
- b. If for any reason a Competitor is not ready to start Phase A, B and/or D at his correct time he may be permitted by the starter, to start when he is ready, subject to the following conditions:
 - A late Competitor will not be permitted to start if he is likely to impede a subsequent Competitor.
 - His starting time will be recorded as if he started at the correct time.

ix. Watches

Watches capable of being started, stopped and recording time elapsed are allowed.

x. Time

- a. **Optimum time:** the distance chosen, carried out at the chosen speed, gives the optimum time. Every commenced second in excess of 15 seconds under the optimum time = 0.4 penalty.
- b. **Time limit:** On Phase A and C the time limit is one fifth more than the optimum time and on Phases B and D it is twice the optimum time;
- c. **Exceeding optimum time:** On Phases A and C for every second in excess

of the optimum time a Competitor incurs 1 penalty, on Phase B 0.8 penalties per second and on Phase D 0.4 penalties per second;

- d. **Exceeding the time limit** for Phase A, B, C and/or D will incur Elimination.

xi. Pace and dismounting

- a. Between the start and finish of Phases A and C, Competitors are free to choose their own pace. They may dismount and proceed on foot beside their Horse at any time, including while negotiating compulsory passages.
- b. Between the start and finish of Phases B and D Competitors are free to choose their own pace. They must be mounted to pass all red and white flags. Rule 5.9 must be obeyed.

xii. Distances, Speeds and Jumping Efforts

Cross Country	BE100 / BE100 Open Three Day
Phase A	220 mpm 16 - 20 mins 3520 - 4400
Phase B	550 mpm 21.5 - 3 mins 1375 - 1650m
Jumping Efforts	4 - 6
Phase C	160 mpm 25 - 40 mins 4000 - 6400m
Phase D	475 mpm 5.5 - 7 mins 2475 - 3150m
Jumping Efforts	20 - 30
Show Jumping	
Speed	325 mpm
Time	61 - 84 secs
Distance	350 - 450m
Jumping Efforts	8 - 13

ANNEX 6 CHAMPIONSHIPS

xiii. Table of Cross Country & Show Jumping Obstacle Heights & Spreads

Cross Country	
Steeple Chase –	
Max height	0.60m
Max height brush	1.10m
Cross Country –	
Dimensions of Obstacles:	
Max height	1.00m
Max spread at highest point	1.10m
Max base spread	1.80m
Max base spread – without height	1.80m
Max drop	1.40m
Jump into water:	
Max depth	0.20m
Max height brush	1.20m
Show Jumping	
Max height	1.05m
Max spread at highest point	1.20m
Max base spread	1.55m

xiv. **The Show Jumping Test** is governed by BE rules with the appropriate heights and speeds for the class.

xv. Equality

In the event of equality between any two or more Competitors the classification is decided by the best overall cross country test score, including faults at obstacles and time penalties on all Phases. If there is still equality the best will be the Competitor whose cross country obstacles time was closest to the optimum time. If there is still equality, the best will be the Competitor whose steeplechase time was closest to the optimum time. If there is still equality, a tie shall be declared.

i. Championship Festivals

British Eventing will host **the following three Championships Festivals** each season:

- The Mitsubishi Motors Cup incorporating the BE90 Championship Final and BE100 Championship Final.
- The Festival of British Eventing incorporating the BE Novice Championship Final, BE Intermediate Championship Final, BE **Advanced Open** Championship Final, and The Corinthian Cup (BE National Restricted Novice Championship Final).
- The BE Young Horse Championships.
- **The BE80(T) Championship.**

a. General

1. The **BE80(T)**, BE90, BE100, Restricted Novice, Novice, Intermediate, **Advanced Open** and Young Horse Championships will be organised and administered in accordance with the rules of British Eventing.
2. All Finals will be confined to qualified horses; qualifications will not pass down the line unless stated in the rules of a specific Championship.
3. Qualifying places will round up (for .5 and over) and down (for .4 and under) where percentages are used.
4. HC competitors will not be included in the “number of eligible starters” when calculating qualifying places.
5. Horses and riders must be registered **and competitors must be full** members with British Eventing at the time of entry for Championship series.
6. All relevant championship information will be displayed on the British Eventing website at: www.britisheventing.com
7. These rules apply for the 2018 Championships; the rules for the 2019 Championships will be published in the 2019 Rule Book.

b. Entries

1. The onus rests with the Competitor to complete an entry form for each relevant qualifying event, BE90/BE100/Novice Regional Final and all Championship Finals, and to send it to the individual event Organiser to arrive by the ballot date for that competition.
2. Owners will be advised by BE that their horse has qualified for the BE90/BE100/Novice Regional Finals and Championship Finals.
3. Horse and rider qualifications must be clearly stated on entry forms.
4. Normal Ballot procedure applies to all regional finals.
5. Downgraded horses are not eligible to compete in any Mitsubishi Motors Cup Regional Finals or Championships.

c. British Eventing BE80(T) Championship

1. **Qualification for the BE80(T) Championship Final**
 - **Combinations which finish first in each normal BE80(T) section held at BE Events from 1st Marc 2018 to 31st July 2018 inclusive, and which are eligible in accordance with paragraph 2 below, will qualify to compete at the BE80(T) Championship Final. The number of competitors qualified per section may be adjusted at the request of the Chief Executive.**
2. **Eligibility for the BE80(T) Championship Final**
 - **Both horse and competitor must still be eligible to compete in BE80(T) classes on the date of the Championship Final.**
 - **Competitors must not have completed an Intermediate or higher level**

competition during the current or preceding ten calendar seasons and must never have competed in a 4* competition.

- Combinations must not have gained Foundation Points at BE100/BE100 Open/BE100 Plus/BE105/BE100u18.
 - Combinations must not have won more than 20 Foundation Points.
 - Downgraded Horses, if otherwise eligible, may take part.
 - No substitutions will be permitted for the Championship Final. The same competitor who qualified the horse must ride at the Championship Final.
3. **The 2018 BE80(T) Championship Final**
- This will be held in Autumn 2018 and will be conducted in accordance with the heights for BE80(T) classes at One Day Events but of a Championship technicality.
 - Foundation Points will be awarded as per Rule 8.10.
- d. **British Eventing BE90 Championship**
1. **Qualification for BE90 Regional Finals**
- Combinations which finish in the top 10 per cent in each normal BE90 or BE90 Open section held at BE events from 1st July 2017 to 30th June 2018 inclusive, and which are eligible in accordance with paragraph 2 below, will qualify to compete at a BE90 Regional Final.
 - Regional Finals for qualified combinations will take place between August and October 2018, and will be conducted in accordance with the rules for BE90 classes.
2. **Eligibility for BE90 Regional Finals**
- Horses must be Grade 4 at the ballot date for the Regional Final
 - Riders must not have completed an Intermediate or higher level competition during the current or preceding ten calendar seasons and must never have competed in a 4* competition.
 - Combinations may only compete in one BE90 Regional Final for each qualifying result attained and, once qualified for the Championship Final, may not compete in subsequent BE90 Regional Finals. If a Competitor withdraws from a Regional Final because he has qualified elsewhere since entry, Entry Secretaries will be asked to do their best to fit him into an alternative section, but
 - if an alternative place is not available, or
 - the Competitor does not accept an alternative place, or
 - a competitor withdraws for any other reason,
 the Refund Policy for the Event will apply.
 - Horses must be ridden by the same rider throughout the qualifying process, except with the permission of the Chief Executive. Requests to substitute riders must be made in writing to the office.
3. **Qualification for the BE90 Championship Final**
- The top 20 per cent of eligible starters at each BE90 Regional Final will qualify for the BE90 Championship Final. This percentage may be adjusted at the request of the Chief Executive.
 - The Winner, if eligible, of the BE90 Scottish Championship will qualify directly for the 2018 Championship Final held in 2019.
4. **Eligibility for the BE90 Championship Final**
- Both horse and rider must still be eligible to compete in BE90 classes on the date of the Championship Final.
 - No substitutions will be permitted for the Championship Final. The same rider who qualified the horse at the Regional Final must ride at the Championship Final.
5. **The 2018 BE90 Championship Final**
- This will be held in 2019 and will be conducted in accordance with the heights

for BE90 classes at One Day Events but of a Championship technicality. (The Cross Country phase will be 2475-3150 metres in length with 20-30 jumping efforts and the show jumping maximum height will be 1.00m.)

e. **British Eventing BE100 Championship**

1. **Qualification for BE100 Regional Finals**

- Combinations which finish in the top 20 per cent in each normal BE100 or BE100 Open section held at BE events from 1st July 2017 to 30th June 2018 inclusive, and which are eligible in accordance with paragraph 2 below, will qualify to compete at a BE100 Regional Final.
- Regional Finals for qualified combinations will take place between August and October 2018, and will be conducted in accordance with the rules for BE100 classes.

2. **Eligibility for BE100 Regional Finals**

- Horses must be Grade 4 at the ballot date for the Regional Final.
- Riders must not have completed an Intermediate or higher level competition during the current or preceding ten calendar seasons and must never have competed in a 4* competition.
- Combinations may only compete in one BE100 Regional Final for each qualifying result attained and, once qualified for the Championship Final, may not compete in subsequent BE100 Regional Finals. If a Competitor withdraws from a Regional Final because he has qualified elsewhere since entry, Entry Secretaries will be asked to do their best to fit him into an alternative section, but
 - if an alternative place is not available, or
 - the Competitor does not accept an alternative place, or
 - a competitor withdraws for any other reason,
 the Refund Policy for the Event will apply.
- Horses must be ridden by the same rider throughout the qualifying process, except with the permission of the Chief Executive. Requests to substitute riders must be made in writing to the office.

3. **Qualification for the BE100 Championship Final**

- The top 20 per cent of eligible starters at each BE100 Regional Final will qualify for the BE100 Championship Final. This percentage may be adjusted at the request of the Chief Executive.
- Combinations placed in the top 10 per cent in a BE100 3DE or BE100 Open 3DE held between 1st March 2018 and 31st October 2018 will qualify directly for the BE100 Championship Final.
- The Winning combination, if eligible, of the BE100 Scottish Championship will qualify directly for the 2018 Championship Final held in 2019.

4. **Eligibility for the Championship Final**

- Riders must still be eligible to compete in BE100 classes at the time of the Championship Final.
- Horses may have won a maximum of seven Grading Points between the ballot date of the Regional Final, 3DE or Scottish Championship at which they qualified and the ballot date of the Championship.
- No substitutions will be permitted for the Championship Final. The same rider who qualified the horse at the Regional Final must ride at the Championship Final.

5. **The 2018 BE100 Championship Final**

This will be held in 2019 and will be conducted in accordance with the heights for BE100 Plus classes at One Day Events but of a Championship technicality. (The Cross Country phase will be 2475-3150 metres in length with 20-30 jumping efforts.)

f. National Restricted Novice Championship

1. Horses, when Grade 2, 3, or 4 ridden by competitors who in 2018 are in the year of their 19th birthday or older who finish in the top 10 per cent in any Novice, Open Novice, Intermediate Novice, CIC1* or CCI1* (excluding NU18 and Pony Trials) held at BE events from 1st July 2017 to 30th June 2018 will qualify for the National Restricted Novice Championship.
2. In order to be eligible for the National Restricted Novice Championship, a rider must not have completed an Intermediate class in the current or preceding five years and must not have completed an Advanced class in the current or preceding 10 years.
3. The Championship will be run at Novice level for the cross country and showjumping phases. Dressage Test Novice 113 will be ridden.
4. Horses must be ridden at the National Restricted Novice Championship by the rider who achieved the qualification.

g. British Eventing Novice Championship

1. Horses, when Grade 3 or 4 at the event ballot date, that finish 1st, 2nd or 3rd in each normal Novice, Open Novice, Intermediate Novice One Day, CIC1* or Novice, Open Novice, Intermediate Novice Two Day section (excluding ONu18) held at BE events from 1st June 2017 to 31st May 2018 will qualify to compete at a Novice Regional Final.
2. Horses placed in the top 20 per cent of starters in a CCI1* held between 1st June 2017 and 31st May 2018, and Grade 3 or 4 at the start of that competition, will qualify directly for the Novice Championship Final.
3. During April, May and June 2018 Novice Regional Finals, confined to qualified horses, will be conducted in accordance with the rules for Intermediate Novice classes with the exception that horses may be any grade.
4. Horse and rider combinations may only compete in one of any of the Novice Regional Finals for each qualifying result attained **and, but** having qualified **for the Championship Final**, may not compete in subsequent Novice Regional Finals. **In this instance Entry Secretaries will be asked to do their best to fit competitors into alternative sections or to issue a refund. If a Competitor withdraws from a Regional Final because he has qualified elsewhere since entry, Entry Secretaries will be asked to do their best to fit him into an alternative section, but**
 - if an alternative place is not available, or
 - the Competitor does not accept an alternative place, or
 - a competitor withdraws for any other reason, **the Refund Policy for the Event will apply.**
5. A horse need not be ridden at a Novice Regional Final by the rider who rode it when qualifying. Except with permission of the Chief Executive, only the horse and rider combination that qualify at the Novice Regional Final will be eligible for the Novice Championship Final.
6. A horse must start the season in which it competes at a Novice Regional Final and qualifies for the Novice Championship Final either Grade 2, 3 or 4.
7. The top 25 percent of starters at each Novice Regional Final will qualify for the Novice Championship Final. The number of horses that qualify at each Novice Regional Final may be adjusted at the request of the Chief Executive.
8. The Novice Championship Final will be conducted in accordance with the rules for Open Intermediate Classes at One Day Events and horse/rider must be qualified as for Open Intermediate classes and must have completed one Intermediate level class, clear cross country and with fewer than 16 show jumping penalties which must be obtained by 27th July 2018 OR one CCI1* with an FEI MER which must

be obtained at least 21 days prior to the Championship Final. The Championship will be run over an Intermediate course at the BE Festival of Eventing. Points and qualifications are as per the BE Members' Handbook.

9. Horses that are qualified for the **Advanced Open** Championship Final are not eligible to compete at the Novice Championship Final.

h. British Eventing Intermediate Championship

1. Horses that when graded 2, 3 or 4 at the event ballot date, finish 1st, 2nd or 3rd in any Intermediate section held at BE events between 1st June 2017 and 31st May 2018 inclusive will qualify to compete at the Championship Final.
2. Horses that when graded 2, 3 or 4 at the event ballot date, are placed 1st to 4th in any Open Intermediate, Advanced Intermediate or CIC2* section held at BE events **between 1st June 2017 and 31st May 2018 inclusive** will qualify to compete at the Championship Final.
3. Horses placed 1st to 10th in a CCI2* held between 1st June 2017 and 31st May 2018 inclusive, and graded 2, 3 or 4 at the start of that competition, will qualify directly for the Championship Final.
4. The Intermediate Championship Final will be conducted in accordance with the rules for Advanced Classes at One Day Events, with points and qualifications as per the BE Rule Book, and horse/rider must be qualified as for Advanced Classes. The Final will be run over an advanced course.
5. Horses must be Grade 1, 2 or be qualified for a CIC3* at time of entry for the Championship Final.
6. Any horse otherwise qualified that has been placed 1st to 10th in a CCI3* or 4* prior to the Championship ballot date will not be eligible to enter.
7. ~~Horses who have been placed in the first 10 at any CCI3* at any time are excluded from the BE Intermediate Championship Final.~~

i. British Eventing Open Championship

1. Both horse and rider, not necessarily as a combination, that during the period of 1st June 2017 and 31st May 2018 (unless specified below), have been placed: 1st-6th in an Advanced section held at a BE event or: 1st-10th at any CIC3* or CCI3* or: in the top 25 per cent of the individual classification at a CCI4* at any time or: have been long listed or represented Great Britain at senior level for a European, World Championship or Olympic Games, or represented Great Britain at a Young Rider European Championships and be qualified as for a CIC3*
2. The British Eventing Open Championship will be a CIC3* class, conducted in accordance with the rules for a FEI CIC3*, and horse/rider must be qualified as for CIC3*.

j. British Eventing Young Horse Championships 2018

1. The Young Horse Championships are conducted in four classes:
 - a. The 7 Year Old Championships for horses foaled in 2011
 - b. The 6 Year Old Championships for horses foaled in 2012
 - c. The 5 Year Old Championships for horses foaled in 2013
 - d. The 4 Year Old Championships for horses foaled in 2014
2. Horses qualify for the Championships Final when:
 - a. 7 Year Old horses are qualified for CI2* level (no qualifying classes will be held)
 - b. 6 Year Old horses are qualified for CIC1* level (no qualifying classes will be held) and have a minimum of 1 BE point at the time of entry.
(For the 6 & 7 Championships, if there is a requirement to limit entries, please refer to the FEI Schedule for details)
 - c. 4 and 5YO horses qualify as per the table based on competitive starters in a qualifying section:

4YO number of starters	Qualifying place(s)
1-5	1
6-10	2
11-15	3
16-20	4
21-25	5
26-30	6
31-35	7
36-40	8

5YO number of starters	Qualifying place(s)
1-10	1
11-20	2
21-30	3
31-40	4
41-50	5
51-60	6

- d. No horse may be entered for the Finals without a proven record of Sire, Dam and Damsire which has been submitted to British Eventing at the time of its registration. (i.e. a copy of its Stud Book passport which states its parentage, date of birth, Unique Equine Life Number(UELN) and breeder's name*).

***NB.** A stud book PIO is one that is primarily concerned with verification and recording of breeding and is able to provide verified breeding data and have responsibility for verifying and/or recording breeding information or for providing verified breeding data. Commercial PIO's (e.g. Pet-ID, Pleasure Horse Society, Horse Passport Agency, BS etc.) which exist solely to provide passports for equines as per DEFRA regulations and do not provide services as described above are NOT stud book PIO's. Original passports supplied by these or foreign passports over stamped by these organisations will not be considered sufficient proof of breeding unless the original passport of papers have also been over-stamped by a stud book PIO listed with DEFRA.

3. Five Year Old Qualifying classes:

- 5 year old qualification classes will be conducted according to the rules for BE100 Open classes. The Final will be conducted according to the rules for Open Novice classes save that the Cross Country will be according to the dimensions for BE100 classes.
- Once a 5YO horse has qualified it cannot enter another qualifying class. If a 5YO horse has qualified having already entered another qualifier, every effort must be made to transfer the entry to another section at the same level or it will run HC in the qualifier.

4. Four Year Old Qualifying classes:

- 4 year old qualification classes will be conducted according to the rules for BE90 classes save that there will be no optimum time for the Cross Country or the Show Jumping. The Final will be conducted according to the same rules as the qualification classes save that the show jumping is conducted according to the dimensions for BE100 classes. Advanced riders may ride competitively (not HC) in qualification classes and the Final.
 - 4 year old horses who have already qualified may compete in subsequent qualifiers. If an already qualified 4 year old is placed in a qualifying position again, the qualifying position will be moved down to the next 4 year old in that section. If a 4 year old is placed in a qualifying position but does not have the pedigree requirements as per rule 2d in these Championship rules BE reserves the right, but does not guarantee, to move the qualification to the next eligible horse if it has achieved clear rounds in both in Show Jumping and Cross Country.
- For all the BE Young Horse Championship Finals classes current relevant FEI Jumping rules on hind boots in Young Horse Classes apply.
 - If there is equality of Marks in the final results whether in a qualifier or at the Championship Finals, BE rule 8.1.5 – Equality of Marks applies. With the addition that for the 4 year old qualifiers and championships, if after applying rule 8.1.5, there remains equality of marks, the best collective mark in the dressage (excluding rider mark) will be the final deciding factor. If there then still remains an equality of marks, the result will be declared a tie.

- Riders must be full members of British Eventing and all horses must be in possession of a season pass or half season pass with British Eventing, save for 4 year old horses who may only compete in three qualifying classes and the Final on day passes.
- Rider substitutions at the championship finals are allowed, following approval by the Chief Executive, as long as the rider that qualified the horse is of a similar level to the substituted rider and complies with rule 7 of these Championship rules.
- Unqualified horses are not accepted in any of the Championships Finals except with permission from the Chief Executive upon receipt of a written request to the BE office.

ii. Scottish National Championships

These rules apply to the 2018 Scottish National Championships. Different rules may be set for the 2019 Championships, although the qualification period will not change.

a. Open Championship

The Open Championship will be run in accordance with the Rules for a CIC3* class, and is open to all those **Scottish Riders** qualified to compete at that level. **The Scottish Champion will be the highest placed Scottish rider in the CIC3***

b. Intermediate Championship

The Intermediate Championship will be run in accordance with the Rules for a CCI2* class, and is open to all those **Scottish Riders** qualified to compete at that level. **The Scottish Intermediate Champion will be the highest placed Scottish rider in the CCI2***

c. Scottish Novice Championship

This Championship will be run in accordance with the Rules for a CCI1* Class, and is open to all **Scottish Riders** qualified to compete at that level. **The Scottish Novice Champion will be the highest placed Scottish rider in the CCI1***

d. Scottish BE100 Championship

- Any eligible combination placed first to **third fifth** in a BE100 or BE100 Open section in **Scotland** between 1st July 2017 and 16th July 2018 is qualified to compete at the Scottish BE100 Championship. **The number of combinations which qualify may be adjusted at the request of the Chief Executive.**
- Horses must be Grade 4 at the ballot date of the event at which they qualify for the Scottish BE100 Championship. **Horses may have won a maximum of seven grading points between the ballot date of the event at which they qualify and the date of the Championship.**
- Riders must not have completed an Intermediate or higher level competition during the current or preceding five calendar seasons.**

e. Scottish BE90 Championship

- Any combination placed first to **third* fifth** in a BE90 section in Scotland between 1st July 2017 and 16th July 2018 is qualified to compete at the Scottish BE90 Championship. **The number of combinations which qualify may be adjusted at the request of the Chief Executive.**
- Horses must be Grade 4 at the date of the Scottish BE90 Championship.**
- Riders must not have completed an Intermediate or higher level competition during the current or preceding five calendar seasons.**

iii. Welsh National Championship

a. Welsh Novice Championship:

- The Welsh Novice Championship will run as a Championship Class at Intermediate Novice level during the 2017 Chepstow Horse Trials (or, should the need arise and with the approval of British Eventing, at an alternative venue).
- This Championship shall be open to horse and riders that (as a combination) have, between 1st June 2016 and 31st May 2017, either:

- a. Been placed first to tenth at any BE Novice, Open Novice, Intermediate Novice or CIC1* in Wales, Or;
 - b. Where the horse is owned or ridden by a resident of Wales and has been placed first to tenth at any Novice, Open Novice, Intermediate Novice or CIC1*.
 - c. Where the horse is owned or ridden by a resident of Wales and has completed in the top 20 per cent at any CCI1*.
3. Exclusions: Horses with Grade 1 points gained by the ballot date of the Welsh Novice Championship 2018 will not be eligible to compete in the Welsh National Championship 2018.
 4. **Ballot:** in the event of oversubscription, a ballot will take place. In this case preference will be given in the following order:
 - a) Horses owned and /or ridden by those resident in Wales;
 - b) Horses and/or riders qualified via events in Wales;
 - c) Standard Ballot procedures as per BE Members' Handbook.

iv. National Youth Championships

1. Under-18 Programme Rules for BE100 Ou18 Classes and Championship

- a. Riders must be in their 12th-18th year;
- b. Open to all grades of horse and ponies aged 5 years old and above.
- c. Riders are not eligible for the Championship if they have,
 - i. Represented their country at Pony or Junior level
 - ii. Completed a CCI1*/CIC2*/CCI2* or the u18 Regional Novice Team Championship.
- d. Combinations that have completed a CCIP1* at time of qualification are NOT eligible however riders may compete on other horses or ponies.
- e. The qualification period for the 2018 BE100 Ou18 Championship will run from 1st July 2017 until 30th June 2018.
- f. Riders may compete in out of area BE100 Ou18 competitions.
- g. Riders should compete as a combination in a minimum of two BE100 Ou18 classes in their own region with clear XC within the qualification period, one of which should be within the year of the Championship, in order to be considered for selection.
- h. Each region will enter a team of 10 riders for the BE100 Ou18 Championship, the best 4 scores at the end of the competition from each region counting as the regional team score. There will also be awards for individuals placed 1st - 10th.
- i. Riders can only compete in one of either the ONu18 Under 18 Regional Team Championship, or BE100 Ou18 Regional Team Championship;
- j. Riders may compete on multiple horses/ponies in BE100 Ou18 classes but can only qualify one horse/pony for the National Championship.
- k. The participation in the BE100 Ou18 classes and selection for the BE100 Ou18 Regional Team Championship is at the sole discretion of the Chairman of the under 18 programme and the Under 18 Regional Coordinators.
- l. In order to be eligible for the Regional Team Championship horses and ponies must not have completed an Advanced, CIC3*, CCI3*, CCI4* in the current year.

2. National Pony Championship

- Held on an annual basis and run as a CIC1*, reserved for ponies.
- a. Riders in the year of their 14th birthday until the end of the year of their 16th birthday;
 - b. Ponies must be between 142cm (14hh) and 148cm (14.2hh) without shoes;
 - c. Ponies must be at least six years old;
 - d. As a combination riders and ponies must have achieved in the current and preceding year, 3 clear rounds cross country with no more than 16 SJ penalties in any of the following classes; PT or ONu18, N, ON;
 - e. All entries are subject to the approval of the Chairman of Pony selectors;
 - f. The National Championship is open to British and foreign riders, however the

highest placed British rider will be national champion.

3. Under 18 Programme Rules for ONu18 Classes and Championship

- a. Riders must be in the year of their 12th-18th birthday to compete in ONu18 classes. However, riders must be in the year of their 14th – 18th birthday year in order to compete in the Under 18 Regional Team Championship (CCI1*) as per FEI rules.
- b. ONu18 classes are open to all grades of horses and ponies aged 6 years old and above.
- c. In order to be eligible for the Regional Team Championship horses and ponies must not have completed an Advanced, CIC3*, CCI3*, CCI4* in the current year.
- d. Eligibility:
 1. Riders who at any time have represented their country in the Junior European Championships are NOT eligible for the Under 18 Regional Championship.
 2. Ponies and rider combinations who at any time have represented their country in the Pony European Championships are NOT eligible for the Under 18 Regional Championship.
 3. Riders who at any time have completed at CCI2* are NOT eligible for the Under 18 Regional Championship.
- e. The qualification period for the 2018 ONu18 Regional Team Championship will run from 1st July 2017 until 30th June 2018.
- f. Riders may compete in out of area ONu18 competitions.
- g. Riders should compete as a combination in a minimum of two ONu18 classes in their own region with clear XC within the qualification period, one of which should be in the year of the Championship, in order to be considered for selection.
- h. Horses and Riders must meet the qualifications for CCI1* and be considered ready by the u18 Regional Coordinator to compete at the Championship;
- i. Riders can only compete in one of either the ONu18 Under 18 Regional Team Championship, or BE100 Ou18 Regional Team Championship;
- j. Riders may compete on multiple horses/ponies in ONu18 classes but can only qualify one horse/pony for the National Championship.
- k. The participation in the ONu18 classes and selection for the Under 18 Regional Team Championship is at the sole discretion of the Chairman of the under 18s and the Under 18 Regional Coordinators.

4. National Under 18 Championship

- a. Held on an annual basis and run as a CCI1*;
- b. British Under 18 Championship qualification: in addition to being qualified for CCI1* horses and riders, as a combination, must have completed 1 Intermediate level competition with no more than 20 XC jumping penalties in the current or preceding year;
- c. The Championship is open to British and foreign riders, however the highest placed British rider will be national champion.

5. National Under 21 Championship

- a. Held on an annual basis and run as a CCI2*;
- b. To be eligible horses and riders must be qualified as per the FEI qualifications for CCI2* as laid out in the BE Members' Handbook and be in the year of their 16th to the year of 21st Birthday;
- c. The Championship is open to British and foreign riders, however the highest placed British rider will be national champion.

6. National Under 25 Championship

- a. Held on an annual basis and run as a CCI3*;
- b. To be eligible horses and riders must be qualified as per the FEI qualifications for CCI3* as laid out in the BE Members' Handbook and be in the year of their 18th to the year of 25th Birthday;
- c. The Championship is open to British and foreign riders, however the highest placed British rider will be national champion.



By Appointment to Her Majesty The Queen
 Supply and Manufacturers of
 Horse Equipment
 Claydon Horse Equipment Ltd
 Wargyleghley



THE PROFESSIONALS CHOICE



**TURNOUT & LUNGE PENS
 FULL RANGE OF HORSE EXERCISERS
 HARD WEARING EQUESTRIAN FLOORING**

**Tel: +44(0)1926 811526
 Fax: +44(0)1926 811522**

**Web: www.claydon.com
 Email: info@claydon.com**

ANNEX 7 BE OFFICIALS AND CONTACTS

BE BOARD

President: Jane Holderness-Roddam CBE LVO
Vice Presidents: Lucinda Green MBE and Polly Lochore
Chairman: Paul Hodgson
Directors: David Holmes (CEO)
 Fiona O'Hara (ITTP and Finance)
 Jane Peters (Training and Education)
 Guy Prest (Commercial and Marketing)
 Nigel Taylor (International)
 Les Smith (Sport)

COMMITTEES

Sport Committee Chairman: Les Smith	Finance Committee Chairman: Tim Holderness-Roddam
Risk Management Committee Chairman: Jonathan Chapman	Commercial and Marketing Committee Chairman: Guy Prest
Disciplinary Committee Chairman: Nick Engert	Training and Education Committee Chairman: Jane Peters
British Eventing Scotland Chairman: Douglas Edward	International Committee Chairman: Nigel Taylor

ADVISERS

Chief Medical Officers: Dr Judith Johnson & Dr Peter Whitehead MSc (Sports Med) MB BS DA DRCOG	c/o BE Office Tel: 02476 698864
Lead Welfare Officer: Wendy McGowan	c/o BE Office
Veterinary Advisers: Liz Brown & Ali Butler	c/o BE Office
Health & Safety Adviser: Harry Verney	c/o BE Office
Performance Manager: Richard Waygood	c/o BE Office
Marketing and Sponsorship Manager: Olivia Szajna	Tel: 02476 698862

BRITISH EVENTING HEAD OFFICE

British Eventing Ltd, Abbey Park, Stareton, Kenilworth, CV8 2RN
 Tel: 02476 698856 Fax: 02476 010356

Email: info@britisheventing.com

Website: www.britisheventing.com

OFFICE PERSONNEL

Please refer to the BE website for an up to date list of all BE office personnel.

BE REGIONAL COORDINATORS**BRENNINKMEIJER, Bruno** (Central West)

Withington Estate, Glos GL54 4BG Tel: 0871 976 9742/01242 890451
Mobile: 07702 901000 Email: bruno.b@britisheventing.com

DITCHAM, Adrian, (South East) 70 Old Idsworth, Finchdean, Waterlooville,
Hampshire, PO8 0BA Tel: 02392 413880 Mobile: 07702 901004

Email: adrian.ditcham@britisheventing.com

FELL, Andrew (South West)

Smiths Farm, Northmostown, Sidmouth, Devon EX10 0NL Tel: 07887 762891
Email: andrew.fell@britisheventing.com

HAMLIN, Sarah (Central North)

Colomendy, Llangynhafal, Denbigh LL16 4LN

Mobile: 07702 901003 Email: sarah.hamlyn@britisheventing.com

HAY-SMITH, Frances (Scotland & Northern)

Hurst, Craigmill, Newburgh, Fife KY14 6HR

Mobile: 07702 901001 Email: frances.hay-smith@britisheventing.com

SURL, Philip (East)

7, Midland Cottages, Rushton, Kettering, Northamptonshire, NN14 1RJ

Tel: 07702 901005 Email: philip.surl@britisheventing.com

BE STEWARDS & TECHNICAL ADVISERS**ASPINALL, Mrs Diana**

Cedar Lodge, Back Lane, Carlton Husthwaite, Thirsk, YO7 2BJ

Mobile: 07711 224159 Email: dmaspinal@sky.com

AUDLEY, Mrs Ro

The Bury, Bury Green, Little Hadham, Hertfordshire SG11 2HE

Tel: 01279 508411 Mobile: 07748 401969 Email: ragaudley@yahoo.co.uk

BARLOW, Mrs Anne

Manor Croft, Bradwall, Sandbach, Cheshire CW11 1RE

Tel: 01270 762036 Mobile: 07712 936866

Email: manorcroftbradwall@hotmail.co.uk

BELL, Michael

11 Granbrook Lane, Mickleton, Chipping Campden, Glos GL55 6SX

Tel: 01386 438697 Mobile: 07771 598158 Email: mikegbell@hotmail.co.uk

BERE, Simon (Technical Adviser)

Chilworthy Cotage, Chilworthy, Chard, Somerset TA20 3BH

Tel: 01460 929481 Mobile: 07973 427980 Email: lawlessbere@aol.com

BEST, Lady (Lindy)

West Wing, Grimston Park, Nr Tadcaster, North Yorkshire LS24 9DB

Tel: 01937 832124 Mobile: 07973 248590 Email: lindybest@hotmail.com

BIDEN, Mrs Patricia

The Horse Trials Office, Gatcombe Park, Minchinhampton, Stroud, Glos GL6 9AT

Tel: 01666 577566 Mobile: 07836 644818 Email: pattie.biden@britisheventing.com

BIRD, Mrs Marjorie

The Old Rectory, Brandon Road, Stubton, Newark, Notts NG23 5BY

Tel: 01636 627980 Mobile: 07711 971288 Email: marjoriebird@hotmail.com

BOSWELL, Rory (Technical Adviser)

Auchinleck Estate, Auchinleck, Cumnock, East Ayrshire KA18 2LR

Tel: 01290 551517 Mobile: 07881 554894 Email: rory@boswellestate.co.uk

BRENNINKMEIJER, Bruno

Withington Estate, Glos GL54 4BG Tel: 0871 976 9742/01242 890451

Mobile: 07702 901000 Email: bruno.b@britisheventing.com

BULLEN, Sarah

Avington Park, Avington, Winchester, Hampshire, SO21 1DB

Tel: 01962 779260 Mobile: 07790 383477 Email: enquiries@avingtonpark.co.uk

BUNTINE, Stuart (Technical Adviser)

Cottage 5, Shelford Manor, Shelford, Notts NG12 1ES

Tel: 01949 829061 Mobile: 07717 412167 Email: stuart@bedeltd.co.uk

CARTNER, John, Garden Flat, c/o Barskimming, Mauchline, East Ayrshire KA5 5HB

Tel: 01290 552827 Mobile: 07761 781869 Email: roscarter@btinternet.com

CLAPHAM, Richard

Scutts Farm, Borough Court Road, Hook, Hants RG27 8JA

Mobile: 07990 587744 Email: clapham.richard@btinternet.com

CLARK, Sir Jonathan,

Somerset House, Threapwood, Malpas, Cheshire SY14 7AW. Tel: 01948 770205

Mobile: 07860 584666 Email: jonathan@dc-solutions.org

CLIFTON, Hon Patricia

Chanders, Aldworth, Reading, Berks RG8 9RU

Tel: 01635 578377 Mobile: 07970 776355

Email: patriciaclifton@btconnect.com

CLISSOLD, Jonathan (Technical Adviser)

Manor House Farm, Nortoft, Guilsborough, Northants NN6 8QB

Tel: 01604 743104 Mobile: 07889 139659 Email: jonathan.clissold@btinternet.com

COTTAM, Mrs Jan

Cross Lanes Farm, Mapledurham, Reading, Berkshire RG4 7UW Tel: 01189 723167

Mobile: 07811 175750 Email: jancottam@gmail.com

COTTERILL, Suzie

204 Stephendale Road, Fulham, London SW6 2PP

Tel: 0207 731 2045 Mobile: 07836 276425 Email: suzannah.cotterill@fieldcourt.co.uk

DITCHAM, Adrian C (Technical Adviser)

70 Old Idsworth, Finchdean, Hampshire PO8 0BA

Tel: 02392 413880 Mobile: 07711 210482 Email: adrianditcham@me.com

DUNNE, Dr Nuala

The Barn, West Kington Wick, Chippenham, Wilts SN14 7JD Tel: 01249 783866

Mobile: 07766 917284 Email: nuala185@btinternet.com

EDWARD, Douglas (Technical Adviser)

Baxterknowe Farm, Forgandenny, Perth, Perthshire PH2 9EY

Mobile: 07836 334468 Email: douglas@richardedward.co.uk

ENGERT, Nick

Broad Buckler, Lowton, Taunton, Somerset TA3 7SU

Tel: 01823 421308 Fax: 01823 443300 Mobile: 07836 511426

Email: nick.engert1@gmail.com

FARR, Chris

Mulberry Cottage 22 Driffield, Cirencester, Gloucestershire GL7 5PY

Tel: 01285 740206 Mobile: 07702 901006 Email: chris.farr@britisheventing.com

FELL, Andrew (Technical Adviser)

Smiths Farm, Northmostown, Sidmouth, Devon EX10 0NL Tel: 07887 762891. Email:

andrew.fell@britisheventing.com

FOWLER, Trevor
 Brookview Barn, Main Street, Woodnewton, Peterborough, East Northants PE8 5EB
 Tel: 01780 470548 Mobile: 07710 321782 Email: trevor.fowler3@btinternet.com

FRASER, Richard
 2 The Close Hardmead, Newport Pagnell, Buckinghamshire MK16 9LA
 Tel: 01234 391125 Mobile: 07956 122333 Email: fraz2012@aol.co.uk

GRUNDY, Simon (Technical Adviser)
 Wayside, Wood Street, Bushley, Tewkesbury, Gloucestershire GL20 6JA
 Tel: 01684 297179 Mobile: 07971 014431 Email: sgrundy18@gmail.com

HADAWAY, Tim (Technical Adviser)
 Holly Cottage, Maidwell Road, Haselbech, Northants NN6 9LG
 Tel: 01604 686585 Mobile: 07712 133302 Email: tehadaway@gmail.com

HAMLYN, Sarah
 Colomendy, Llangynhafal, Denbigh LL16 4LN
 Mobile: 07702 901003 Email: sarah.hamlyn@britisheventing.com

HAY-SMITH, Frances
 Hurst, Craigmill, Newburgh, Fife KY14 6HR
 Mobile: 07702 901001 Email: frances.hay-smith@britisheventing.com

HERBERT, Philip (Technical Adviser)
 Westwood Lodge, Glapthorn, Peterborough, Cambs PE8 5BH
 Tel: 01832 205218 Mobile: 07860 772536 Email: pherbertfencing@gmail.com

HERVEY, Col Peter
 West Park Farm, Corston, Malmesbury, Wiltshire SN16 0HH.
 Tel: 01666 824949 Mobile: 07768 732424 Email: peteandbarb@btinternet.com

HOLDERNESS-RODDAM, Mrs Jane
 Church Farm, West Kington, Nr Chippenham, Wilts SN14 7JE
 Tel: 01249 782050 Fax: 01249 782940 Mobile: 07831 720491
 Email: jhroddam@aol.com

HOUGHTON, Lt Col Mark
 North End Farm, Main Street, Dunsby, Bourne, Lincolnshire PE10 0UB
 Tel/Fax: 01778 440721 Mobile: 07768 985350 Email: m_houghton@hotmail.com

HUBBLE, Mrs Jocelyn
 Heathwood Lodge, Wheelbarrow Town, Stelling Minnis, Canterbury Kent CT4 6AH
 Tel: 01227 709315 Fax: 01227 709475 Mobile: 07831 347395
 Email: joss@heathwoodlodge.co.uk

HUNTER, Andrew (Technical Adviser)
 The Willow Barn, Water Street, Somerton, Bicester, Oxon OX25 6NE Tel/Fax: 01869 346908 Mobile: 07973 152952 Email: andrew.c.hunter@btinternet.com

INNES, Jamie
 Newbigging Birks, Oxnam, Jedburgh, Borders TD8 6NA
 Tel/Fax: 01835 840223 Mobile: 07831 172166 Email: james.innes2@virgin.net

JOHNSTONE, John
 3 Forest Court, High Street, Knaresborough, North Yorkshire HG5 0EX
 Tel: 01423 869913 Mobile: 07768 864544 Email: john.jl.johnstone@btinternet.com

LANE, Charlie
 Coach Road Farm, Barrow Water Lane, South Brewham, Bruton, Somerset BA10 0LP
 Tel: 01749 812667 Mobile: 07990 562046 Email: charlie@coachroadfarm.co.uk

LOCHORE, Alec (Technical Adviser)
 2 Gate Cottage, Field House, Brancaster, Norfolk PE31 8AG. Tel: 01485 210819
 Mobile: 07710 518835 Email: alec@musketeer.co.uk

LYALL, Mrs Liz
 45 Banbury Road, Ettington, Stratford-on-Avon, Warwickshire, CV37 7SR.
 Tel: 01789 740566 Mobile: 07818 037246 Email: liz@lizlyall.co.uk

MCFADZEAN Robert (Technical Adviser)
 Gateside of Broomhill, Forteviot, Dunning, Perth and Kinross PH2 9BU
 Mobile: 07834 688732 Email: lynandrobert@mcfadzean.scot

MELVILLE, Mrs Debbie, BHSI
 Pollards Farm Cottage, Chalvington, Hailsham, East Sussex BN27 3TB
 Tel: 01323 811460 Mobile: 07850 856908 Email: debsm@tiscali.co.uk

MERRETT, David T, BHSI (Technical Adviser)
 Park House, Kingsford, Colchester, Essex CO2 0HT
 Tel: 01206 734695 Mobile: 07840 551945
 Email: merrettalisa@yahoo.co.uk

MIDGLEY, James
 1 Ceylon Road, London, W14 0PY Tel: 020 76020061
 Mobile: 07831 393582 Email: james@jamesmidgley.co.uk

MUIRHEAD, Mrs Fiona
 Meikle Cloak, Lochwinnoch, Renfrewshire PA12 4LB Tel: 01505 842499
 Mobile: 07899 944162 Email: fionahead2@aol.com

MUNDEN, Michael
 Bricky Farm, Toller Porcorum, Dorset DT2 0DW Tel: 01300 320868
 Mobile: 07785 254959 Email: michael@brickyfarm.com

PARSONAGE, Gary (Technical Adviser)
 Molescroft Grange, Hull Bridge Road, Beverley, East Yorkshire HU17 9RS
 Tel: 01482 882152 Mobile: 07834 196169 Email: garyparsonage1@yahoo.co.uk

PENNY, Wendy
 Sandilands Farm, Pennypleck Lane, Crowley, Nr Knutsford, Cheshire CW9 6NX
 Mobile: 07769 651212 Email: wendy@rippleaquaplast.co.uk

REID, David
 Ethiebeaton, Broughtyferry, Dundee, Angus DD5 3RB.
 Tel/Fax: 01382 535417 Mobile: 07970 254866 Email: david@ethiebeaton.com

SALMON, Mrs Nicola
 Lugbury House, Nettleton, Nr. Chippenham, Wilts. SN14 7NL Tel: 01249 782000
 Mobile: 07836 221457 Email: nsalmon@reasalmon.co.uk

SCOULLER, Gaie
 Bottom House, Bix, Henley-on-Thames, Oxon RG9 6DF
 Tel: 01491 574776 Mobile: 07973 560942 Email: gaie@scouller.com

SHEA, Mrs Gill
 Parkside House, 102 Wythenshawe Road, Northenden, Greater Manchester M23 0PA
 Tel: 0161 998 9138 Mobile: 07715 353784 Email: gill.shea@parkside-online.co.uk

SIMS, Mrs Lucinda
 Harroway House, Penton Mewsey, Andover, Hants, SP11 0RA
 Mobile: 07736 674986 Email: lucindasims@harroway.co.uk

SMALES, Louise
 Click'em Inn Farm, Cornsay, Co. Durham DH7 9RU
 Mobile: 07971 196143 Email: louisemales@hotmail.co.uk

STAPLETON, Ms Heather
 Buttersyke Lodge, Buttersyke Bar, Kirkby Overblow, Harrogate, N Yorks HG3 1JE
 Mobile: 07894 342468 Email: hstapleton@armstrongproducts.co.uk

STEELE, Mrs Victoria
 Knoll House, Aylsham, Norfolk NR11 6DA
 Tel/Fax: 01263 733188 Mobile: 07909 543724
 Email: vasteele121@gmail.com

STEWART, Mrs Sue
 Swan Farm, St Michaels-on-Wyre, Garstang, Lancashire PR3 0TT
 Tel: 01995 679341 Mobile: 07753 910832 Email: sue.swanfarm@gmail.com

SURL, Philip, (Technical Adviser)
7 Midland Cottages, Rushton, Kettering, Northamptonshire, NN14 1RJ
Tel: 01536 710062 Mobile: 07702 901005 Email: philip.surl@britisheventing.com

THOMPSON, Dave (Technical Adviser)
Thika Cottage, Kilpeck, Herefordshire, HR2 9DR.
Mobile: 07976 967626 Email: davethompson54@live.co.uk

VERNEY, Mrs Sarah (Technical Adviser)
Pear Tree House, Bull's Hill, Ross on Wye, Herefordshire HR9 5RF
Mobile: 07836 222104 Email: sarah@hgverney.com

WEYMOUTH, Douglas (Technical Adviser)
Bampton Hall, Bampton, Penrith, Cumbria, CA10 2RQ Tel: 01931 713 245
Mobile: 07836 238808 Email: office@douglasweymouth.com

WINTER, Eric (Technical Adviser)
Severnvale Equestrian Centre, Vale House, Tidenham, Chepstow, Monmouthshire NP16 7LL. Tel: 01291 621676 Mobile: 07932 197366 Email: svec@clara.co.uk

TRAINEE BE STEWARDS

CHARNLEY, Sarah
Hill View 2 Tetford Road Salmonby, Horncastle, Lincolnshire LN9 6PX
Tel: 01507 534117 Mobile: 07769 158608 Email: sarahcharnley@btinternet.com

SEED, Jonathon
Wayside, 12 Chittoe Heath, Bromham, Chippenham, Wiltshire SN15 2EH
Tel: 01380 850695 Mobile: 07770774463 Email: mail@jandlseed.co.uk

BE SCORERS

ADAMSON, Mrs Tanya
The Steading, Mains of Carnies, Glenalmond, By Perth, PH1 3SE
Tel: 01738 880245 Mobile: 07814 056874 Email: tanya.adamson@btinternet.com

ALLEN, Mrs Ann
33 Nine Acres Close, Charlbury, Oxon OX7 3RD
Mobile: 07802 534837 Email: ann@bdwp.co.uk

CALEY, Miss Jen
10 Valebrook Road, Stathern, Melton Mowbray, Leics. LE14 4EB
Tel: 01949 729022 Mobile: 07808 689269 Email: jennifercaley.jc@gmail.com

CANN, Mrs Rosemary
Randlehayes Farm, Aylesbeare, Exeter, EX5 2JN
Tel: 01395 239088 Mobile: 07977 034986
Email: rosemary@bicton.com

CARMAN, Ms Kate
Claremont, Llanychan, Ruthin, Denbighshire, LL15 1UD
Tel: 01824 703324 Mobile: 07989 385824 Email: kate.carman61@hotmail.co.uk

COLLETT, Miss Miranda, 2 Merrymeet Cottages, Whitestone, Exeter, EX4 2JZ
Mobile: 07765 184725
Email: miranda@merrymeet.org.uk

DALGLIESH, Miss Jane
The Steading, Acomb, Hexham, Northumberland NE46 4RH
Tel: 01434 602232 Mobile: 07710 919038 Email: janedalg@gmail.com

EVANS, Miss Wendy
2 Neatherstead Court, Morton Bagot, Studley, Warwickshire B80 7FG
Tel: 01527 853096 Mobile: 07775 888546 Email: wendy@bdwp.co.uk

FOURACRE, Mrs Fiona
Hale Farm, Newnham Lane, Hook, Hants RG27 9AQ Tel: 01256 762448
Mobile: 07766 758571 Email: fionafouracre@gmail.com

HUNT, Mrs Linda
4 Blair Close, Berkeley Beverborne, Worcester WR4 0EG
Tel: 01905 755613 Mobile: 07792 090944 Email: cmheventing@gmail.com

MIDDLETON, Ms Christine
Church Cottage, Diddlebury, Craven Arms, Shropshire SY7 9DH
Tel: 01584 841 861 Mobile: 07947 871249
Email: christine@bdwp.co.uk

SAXBY, Mrs Fiona
30 Moss Close, Willaston, Neston, South Wirral, CH64 2XQ
Mobile: 07866 514806 Email: fiona.saxby@ntlworld.com

SIMM, Mrs Carolyn
Montana Cottage, Gossett Lane, Brandon, West Midlands, CV8 3GP
Mobile: 07836 574554 Email: carolyn.simm@icloud.com

THOMPSON, Mrs Belinda-Ann
One the Green, Over Norton, Chipping Norton, Oxfordshire, OX7 5PT
Mobile: 07860 323015
Email: belindaathompson@yahoo.co.uk

THOMPSON, Mrs Sue
Manor Farm House, Dunkirk, Chester, Cheshire, CH1 6LZ Mobile: 07917 678400
Email: sue.tomo@talktalk.net

DEVELOPERS

BEACHAM, Bruce
Barton House, Otterton, Budleigh Salterton, Devon EX9 7HU.
Tel: 01395 568130 (home) Office Tel: 01884 250860. Fax: 01884 255155
Mobile: 07840 400008. Email: bruce@beacham.co.uk

HAGERTY, Mrs Lesley
12 Haywood Heights, Little Haywood, Stafford ST18 0UR
Tel: 01889 882264. Email: lesley.hagerty@ntlworld.com

HARRIS, Paul
11 Hall Yard, Collyweston, Nr Stamford, Lincolnshire
Mobile: 07771 592065
Email: paul@bdwp.co.uk

BE UNDER-18 REGIONAL COORDINATORS

Outgoing Chairman (until 31st July 2018):

Mrs Jane Peters, Squirrel Haven, Medburn, Newcastle Upon Tyne NE20 0JB
Tel: 01661 611161 Mobile: 07702 901007 Email: jane.peters@britisheventing.com

Incoming Chairman (from 1st August 2018):

Mr Richard Carruthers, BHSI, Forest Gate Farm, Delamere Road, Norley, Cheshire, WA6 6NF Tel: 01928 787610 Mobile: 07865 090346 Email: rjcarruthers@hotmail.co.uk

Scotland:

Mrs Rose Dudgeon, Fala Mains, Blackshiels, Pathhead, Midlothian EH37 5TD
Mobile: 07774 822480 Email: falamains@hotmail.co.uk

North:

Miss Heidi Stewart, Barndale, New Biggin, Bishopdale, Leyburn, North Yorkshire DL8 3TD
Mobile: 07855 551853 Email: heidistewart@britisheventing.com

East Midlands:

Mrs Brolly Bealby, Manor Farm Cottage, Lincoln Road, Digby, Nr Sleaford, Lincolnshire LN4 3NB Tel: 01476 550536 Mobile: 07831 695450
Email: brollyb@icloud.com

South Wales & Central:

Miss Kate Scott-Wilding, 4 Broad Close, North Cerney, Cirencester, Glos. GL7 7DD
Tel: 07971 561554 Email: katescottwilding@me.com

North Wales & West Midlands:

Mrs Louise Shepherd, Tan Y Gaer, Groesffordd, Marli, Abergele LL22 9EA
Mobile: 07780 971681

Email: david.shepherd10@btopenworld.com

East:

Mrs Lindsay Dixon, Stables Coggae, Smeetham Hall Lane, Bulmer, Sudbury, Suffolk CO10 7EN
Mobile: 07758 224233 Email: lindsaydixon100@gmail.com

South East:

Mrs Sheila Barker, Tigh Na Ruel, Glendaruel, Colintraive, Argyle and Bute PA22 3AF
Tel: 01369 820230 Mobile: 07971 242915
Email: cherfold@hotmail.com

South West:

Mrs Gillian Macfadyen, Yellands Gorse, Chagford, Devon TQ13 8EG
Tel: 01647 432672 Email: gillianmacfadyen@gmail.com

BE UNDER-18 NATIONAL COACH & JUNIOR TEAM COACH

Miss Caroline Moore, FBHS, UKCC L3, 14 Stirling Road, Melton Mowbray, Leics LE13 0UQ Mobile: 07702 607609
Email: cmoorefbhs@aol.com

BE RIDER TRAINING ORGANISERS

Scotland: Mr Daniel Scott, Glenside Farm by Plean, Stirling, Stirlingshire FK7 8BA
Tel: 01786 396335 Mobile: 07909 865438 Email: danielscottevent@sky.com

North: Miss Judith Shipton, 39 Admirals Court, Sowerby, Thirsk, North Yorkshire YO7 1RR
Mobile: 07866 492429 Email: judith.shipton@britisheventing.com

East Midlands: Mrs Gill Greeves, Folds Farm, Folds Lane, Tickhill, Doncaster, South Yorkshire DN11 9RH Tel: 01302 759140 Mobile: 07887 560994

Email: gill.greeves@britisheventing.com

South Wales & Central: Mrs Andrea Parsons, Tynewydd House, Llanwenarth Citra, Abergavenny, Gwent NP7 7ET Tel: 01873 851052 Mobile: 07968 357617

Email: andrea.parsons@britisheventing.com

North Wales & West Midlands: Miss Elspeth Carr, Heulfre, Rhydycroesau, Oswestry SY10 7PS Tel: 01691 238709 Email: elspeth.carr@britisheventing.com

East: TBC

South East: TBC

South West: Mrs Sara Greenwood, Holbrook, Chetnole Lane, Yetminster, Sherborne, Dorset DT9 6HQ Tel: 01935 873924 Mobile: 07773 782052

Email: sara.greenwood@britisheventing.com

BE REGIONAL DEVELOPMENT OFFICERS

East: Mrs Serena Greenwell, Boyton House, Boyton, Woodbridge, Suffolk IP12 3LH,
Mobile: 07860 126667 E-mail: serena.greenwell@britisheventing.com

East Midlands: Mrs Clare Stockley, 28 Leicester Road, Market Harborough, Leicestershire LE16 7AX, Mobile: 07506 760 166 E-mail: clare.stockley@britisheventing.com

North: Mrs Susanne McIntosh, 4 School Lane, Walton, Wakefield, West Yorkshire WF2 6PQ Mobile: 07506 291 014 E-mail: susanne.mcintosh@britisheventing.com

North Wales & West Midlands: Mrs Fiona Saxby, 30 Moss Close, Willaston Neston South Wirral, Cheshire, CH64 2XQ, Mobile: 07506 291 474

E-mail: fiona.saxby@britisheventing.com

Scotland: Mrs Suzy Dun, Brothershiels Farm, Brothershiels Heriot, Midlothian EH38 5YF
Mobile: 07506 291018, E-mail: suzy.dun@britisheventing.com

South East: Ms Wendy Berry, Nettleberry, New Mill Road, Eversley Hook, Hampshire, RG27 0RB Mobile: 07506 291006 E-mail: wendy.berry@britisheventing.com

South Wales & Central: Ms Sarah Byrne, Blue Hills Reynoldston Gower, Swansea, SA3 1AD Mobile: 07506 291471 E-mail: sarah.byrne@britisheventing.com

South West: Miss Gemma Fuller, Hingston House, Gidleigh Chagford, Newton Abbot, Devon TQ13 8HU Mobile: 07506 291 399 E-mail: gemma.fuller@britisheventing.com

Please note that these lists are subject to alterations.

Please consult www.britisheventing.com for the most up to date information.

The Bill Thomson Bursary

Bill Thomson pioneered cross country design in Britain, establishing many of the methods still used today while his flair for creating challenging yet fair obstacles remains the inspiration for the sport's leading designers worldwide.

Following his death in 1993, the Bill Thomson Bursary was established to help new course builders and designers learn their craft and to ensure continual safety developments.

The Bursary is a registered Charity and non-profit making organisation and has helped over 20 names become British Eventing approved cross country course builders and designers, at all levels. The Bursary aims to support Regional training seminars to bring all those involved in course design and building be they BE, Pony Club or Riding Club, up to date with all the latest developments in the sport. It may also help individuals with requests for specific training.

Donations can be made through the British Eventing Office – keep watching the BE Training Website (www.britisheventing.com/training) for details and initiatives through the Bursary.

BE APPROVED CROSS COUNTRY COURSE BUILDERS AND DESIGNERS

COURSE BUILDERS

A Cross Country Course Builder must be a full individual or supporter member of BE in order to be on the BE list of Course Builders. They may build courses within the following limits:

Platinum – All Levels

Gold – All levels (except CCI3* and CCI4* as lead builder)

Silver (Professional) – Up to and including Intermediate

Silver (Restricted) – Up to an including Intermediate at nominated sites under Mentorship of Platinum, Gold, or Silver (P) Builder.

Bronze – Up to and including Novice (Not available on a professional basis)

Candidate Builders may build under and to the level of their supervising builder and may be available on a professional basis.

New Intermediate and Advanced courses may only be built by a professional builder of the appropriate qualification.

Please note that this list is subject to additions/deletions/alterations at any time – consult www.britisheventing.com for the most up to date version.

Platinum List – Professional

Brickell, Scott
Clissold, Jonathan
Ditcham, Adrian
Evans, David (See Course Designer List)
Herbert, Philip
Hunter, Andrew, The Willow Barn, Water Street, Somerton, Bicester, Oxon OX25 6NE
 Tel: 01869 346908 Mobile: 07973 152952 Email: andrew.c.hunter@btinternet.com
Lochore, Hugh
Weymouth, Douglas
Willis, Alan
Willis, James
Wilson, Peter

Gold List – Professional

Buntine, Stuart
Burke, Richard, Front Lodge Cothelstone, Taunton, Somerset TA4 3DS
 Mobile: 07714 744118 Email: rwbcoursebuilding@gmail.com
Carpenter, David, 10 Neville Day Close, Easton on the Hill, Stamford, Lincs PE9 3NG
 Tel: 01780 755084 Mobile: 07971 374799 Email: dscriverbank@aol.com
www.dscequestrianservices.com
Davies, Ken
De Silva, Nick
Ellis, Paul, 39 Admirals Court, Sowerby, Thirsk, N. Yorks YO7 1RS
 Mobile: 07714 127282 Email: judithshipton@aol.com
Eyre, James
Fell, Andrew
Grundy, Simon, Wayside, Wood St, Bushley, Tewksbury, Glos. GL20 6JA
 Tel: 01684 297179 Mobile: 07971 014431 Email: sgrundy18@gmail.com
Herbert, Guy
Lawrence, Dominic
Mcskimming, Robert
Moore, Dominic
Pope, Mike, Redvale Cottage, Beech Road, Oxhill CV35 0QS Mobile: 07872 319614
 Email: mike.pope@hotmail.com
Plant, James
Smithers, William
Symonds, Tony
Taylor, Richard
Watler, Mark
Weller, Joe
Williams, Harry, Cunliffe House, Hathersage, Hope Valley, Derbyshire S32 1EG
 Mobile: 07761 737202 Email: harrywilliams1987@hotmail.co.uk
Willis, Timothy
Wilson, Michael

Silver List - Professional

Bennett, Timothy, Jewels Barn, Brook Lane, Scropton, Derby, Staffordshire DE65 5PN
 Mobile: 07710 067379 Email: tim@tbevents.eu
Bere, Simon
Bowman, Brian

Burgoyne, David, 1 Manor Barn Snowhill, Nr Broadway, Worcestershire WR12 7JR
Mobile: 07769314217 Email: davidburgoyne1@hotmail.co.uk

Etherington-Smith, Charles, Oxstalls Farm, Stroud, Gloucestershire GL6 8HZ
Mobile: 07776 266622 Email: charles@etheringtonsmith.com

Hunt, Darren, 4 Blair Close, Berkeley Beverborne, Worcester WR4 0EG.
Tel: 01905 755613 Mobile: 07831 235396 Email: pmheventing@gmail.com

Hunt, Lloyd, Bridge View Cottage, Bubbenhall Road, Coventry CV8 3BB
Tel: 02476 511376 Mobile: 07976 273289 Email: landseventing@gmail.com
www.landseventing.co.uk

Innes, James

Karayan, Michael

Reynolds, Stuart, 4 Manor Cottages, Manor Lane, Nottingham, Nottinghamshire NG12 1ES Mobile: 07889294405 Email: stuartj.reynolds@btinternet.com

Seely, William, Glebe Farm Cottage, Cornwell, Chipping Norton, Oxon OX7 6TX
Mobile: 07899 665834 Email: willseely@hotmail.co.uk

Stark, Tim

Wallin, Graham (See Course Designer List)

Wilson, David, Ovenstone Farm, Anstruther, Fife KY10 2RR
Mobile: 07816 394199 Email: info@stablesfife.co.uk

Wilson, Christopher

Silver List – Restricted

Ffooks , Anthony	King , Joshua	Morris , Chris
Hardwick , James	King , Simon	Nicholson , Moray
Harvie , Rupert	Lynch , Matthew	Sayer , David
Hughes , Chris	Mitford-Slade , Richard	Sayer , Robert

Bronze List - Restricted

Badger , Chris	Goody , Olly	Nicol , Alasdair
Boswell , Rory	Helyer , James	Oakden , James
Burns , Richard	Helyer , Thomast	Reed , Alan
Bush , Fraser	Hoare , John	Tabor , Nigel
Callow , Edward	Kacanovski , Stanislav	Thacker , Alan
Cameron , David	Kear , William	Thornton , Neil
Collins , Peter	Munden , Michael	Watson , Les
Fletcher , Karl		

Please note that this list is subject to additions/deletions/alterations at any time – consult www.britisheventing.com for the most up to date version.

COURSE DESIGNERS

A Cross Country Course Designer must be a full individual or supporter member of BE and on the BE list of Course Designers. They may design courses within the following limits:

List A – Advanced

List B – up to and including Intermediate (List B or above required for BE105)

List C – up to and including BE100

Candidate Designers may design under and to the level of their supervising Designer; they may be available on a professional basis.

Candidate C list designers may only design at BE80, BE90 and BE100 level under the supervision of a listed Designer or an appointed TA.

New Intermediate and Advanced courses may only be designed by a professional Designer of the appropriate qualification.

Please note that this list is subject to additions/deletions/alterations at any time – consult www.britisheventing.com for the most up to date version.

A List - Professional

Alexander, Ronald

Benson, Sue

Brickell, Scott

Buntine, Stuart

Clissold, Jonathan

Ditcham, Adrian

Etherington-Smith, Mike, Dower House, Sibford Ferris, Banbury, Oxon OX15 5RA.
Tel: 01295 788492 Mobile: 07738 183099 Email: mike@etheringtonsmith.com

Evans, David, Chestnut Cottage, Middle Aston, Bicester OX25 5PZ
Mobile: 07808 933186 Email: evansjumps@aol.com

Fell, Andrew

Herbert, Philip

Lochore, Alec

Lochore, Hugh

Phillips, Capt Mark, CVO,FBHS

Plant, Mrs Janet

Stark, Ian

Taylor, Nigel

Winter, Eric, Severnvalle Equestrian Centre, Vale House, Tidenham, Chepstow, Monmouthshire NP16 7LL
Tel: 01291 621676 Mobile: 07932 197366 Email: svec@clara.co.uk

B List - Professional

Bere, Simon

Davies, Ken

De Silva, Nick

Etherington-Smith, Charles (See Course Builder List)

Grundy, Simon (See Course Builder List)

Heffernan, Andrew, Stoneycroft Holmes, Chapel Road, Congleton, Cheshire CW12 4SW
Mobile: 07971 018474 Email: andrew@aheventing.co.uk www.aheventing.co.uk

Hunter, Andrew

McCarthy, Lucy (née Wiegiersma), Warren Farm, Highampton, Beaworthy, Devon EX21 5LL Tel: 01837 810209 Mobile: 07967 671114 Email: lucyannawiegiersma@hotmail.com

Merrett, David

Muirhead, Mrs Fiona

Shaw, Christopher

Smales, Angus

Wallin, Graham, 2 Poplar Cottage, Berners Roding, Ongar, Essex CM5 0TF
Tel: 01277 899296 Mobile: 07836 276579 Email: grahamwallin@btinternet.com

Watler, Mark

Weller, Joe

West, Helen, Bicton Arena, East Budleigh, Budleigh Salterton, Devon EX9 7BL
Tel: 01395 441162 Mobile: 07967 111437 Email: helen@helenwesteventing.com
www.bicton-arena.co.uk

Weymouth, Douglas

Willis, James

Wilson, Peter

B List - Restricted

Bennett, Timothy

Biden, Mrs Pattie

Burns, Richard

Collins, Peter

Ffooks, Anthony

Galbraith, The Hon Heather

Hardwick, James

Harvie, Rupert

Hughes, Chris

Innes, Jamie

Lochore, Polly

Munden, Michael

Sayer, David

Sayer, Robert

Sturgis, Beanie

Tabor, Nigel

Ure, Tina

C List - Professional

Hay-Smith, Mrs Frances

Herbert, Guy

Hunnable, Chris

Hunt, Lloyd, Bridge View Cottage, Bubbenhall Road, Coventry CV8 3BB
Tel: 02476 511376 Mobile: 07976 273289 Email: landseventing@gmail.com

Lawrence, Dominic

McSkimming, Robert

Nicholson, Moray, Glebe Farm, Manfield, Darlington, Durham DL2 3SZ
Tel: 01325 374786 Tel: 07801 150948 Email: muzal@msn.com

Tait, Blyth

Williams, Harry (see Course Builder list)

C List - Restricted

Badger, Chris

Carpenter, David

Oakden, James

Shipton, Judith

Taylor, Richard

BE COACHES DIRECTORY

MASTER COACHES FBHS, BHSI and UKCC Level 4

Blane, William, FBHS

Breisner, Yogi, FBHS, UKCC Level 3 Eventing, 6 Ickford Road, Tiddington, Thame, Oxfordshire OX9 2LR Mobile: 07711 433755 Email: breisner@talk21.com

Dillon, Ernest, FBHS, UKCC Level 3 BS, North Wing, Doddershall House, Doddershall, Quainton, Buckinghamshire, HP224DF. Mobile: 07710 099210
Email: ernestdillon@yahoo.co.uk, Web: www.ernestdillon-showjumping.co.uk

Downes, Tim, FBHS,

Gauntlett, Nick, FBHS

Loriston-Clarke, Jennie, MBE, FBHS

Moore, Caroline, FBHS, UKCC Level 3 Eventing, 14 Stirling Road, Melton Mowbray, Leics LE13 0UQ Mobile: 07702 607609 Email: cmoorefbhs@aol.com
Web: www.caroline-moore.co.uk

Scaife, Darrell, FBHS, UKCC Level 3 Eventing, 158 Liverpool Road, London, N1 1LA
Tel: 07966 019930 Email: darrellscaife@gmail.com Web: www.darrellscaife.com

Smiley, Eric, FBHS, UKCC Level 3 Eventing

Stark, Ian, OBE, FBHS

Taylor, Anne-Marie, FBHS

Turner, Nick, FBHS, School Farm Barn, Honeydon, Bedford, MK44 2LP Tel: 07831 112627 Email: nickturner1@btinternet.com

Watson, Gillian, MBE, FBHS

Winter, Lizzel, FBHS, UKCC Level 3 Eventing, Severnvale Equestrian Centre, Vale House, Tidenham, Chepstow, Monmouthshire NP16 7LL. Tel: 01291 621676 Mobile: 07974 010436 Email: svec@clara.co.uk www.coaching.severnval-equestrian.com

UKCC Level 3 Eventing

Tucker, Angela, UKCC Level 3 Eventing, Church Farm, Long Newnton, Tetbury, Glos, GL8 8RS. Mobile: 07788 720240 Email: angela.churchfarm@gmail.com

Bradwell, Judy

BE COACHES FBHS, BHSI and UKCC Level 4

Anholt, Danny, FBHS

Hutton, Pammy, FBHS, Dairy Farm, Ampney Knowle, Cirencester, Gloucestershire GL7 5ED Email: secretary@talland.net Web: www.talland.net

Melville, Debbie, BHSI, UKCC Level 4, Pollards Farm Cottage, Chalvington, Hailsham, E. Sussex BN27 3TB Tel: 01323 811460 Mobile: 07850 856908
Email: debbie@melville.me.uk

Winfield, Jo, FBHS, 74 Magdala Court, The Butts, Worcester, WR13PB
Mobile: 07778 152117 Email: training@jowinfield.com
York, Sam, FBHS, UKCC Level 3 Eventing, Oakring Stud & Performance Horses,
Lynton Cottage, Brail Lane, Eakring, Newark, Notts, NG22 0DW Tel: 07989 970138 Email:
Samantha.york@ntu.ac.uk Web: www.samyork.co.uk

UKCC Level 3 Eventing and BHSI

Chadwick, Sue, BHSI, UKCC Level 3 Eventing
Fisher, Emma, MSc, BHSI, UKCC Level 3, Pond Farm, Hilfield, Sherbourne, Dorset,
DT2 7BD Tel: 01963 210830 Mobile: 07966 249435 Email: emmafisher12@googlemail.com
Hemming, Jonquil, BHSI, UKCC Level 3 Eventing
Mayhead, Ella-Louise, BHSI, UKCC Level 3 Eventing, 47 Lime Grove Guildford
Surrey, GU1 1PG Mobile: 07702 665553 Email: eloise.webb@ntlworld.com
Paveley, Michael, BHSI, UKCC Level 3 Eventing, 73 Southsea Avenue, Leigh on Sea,
Essex, SS9 2BH Tel: 07802 647220 Email: michaelpaveleybhsi@gmail.com
Peatfield, Caroline, BHSI, UKCC Level 3 Eventing, Dairy Farm, Skinners Lane, Middle
Rasen, Lincolnshire, LN8 3JD Tel: 07879 444408 Email: carolinepeatfield@btinternet.com
Web: www.dairyfarmequestrian.co.uk
Ringrose, Sue, BHSI, UKCC Level 3 Eventing, New Farm, Muckton, Louth, Lincs LN11
8NU Tel: 01507 480221 Mobile: 07887 604271 Email: s.ringrose@btinternet.com
Web: www.new-farm-equestrian.co.uk
Robinson, Sally, BHSI, UKCC Level 3 Eventing, Snipe House, Alnwick,
Northumberland, NE66 2JD Tel: 01665 575223, Mobile: 07967 396559
Email: sally.robinson@snipehouse.co.uk
Verney, Sarah, BHSI, UKCC Level 3 Eventing, Pear Tree House Bull's Hill, Ross On
Wye, Herefordshire HR9 5RF Mobile: 07836 222104 Email: sarah@hgverney.com
Wood, Gemma, BHSI, UKCC Level 3 Eventing, 23 Horton Rise, Rodley, Leeds, W.
Yorks LS13 1PH Mobile: 07840 461898 Email: info@gemmawood.net
Wright, Christie, BHSI, UKCC Level 3 Eventing, Tunnels End, Harborough Road, Great
Oxendon, Market Harborough, Leicestershire, LE16 8NA. Tel: 01858 464533
Mobile: 07702 309547 Email: lomaxchristie@hotmail.com

BHSI

Bennie, Andrew BHSI
Bird, Fran BHSI, 7 Roman Row, Shipston-on-Stour, Warwickshire CV36 5PJ
Mobile: 07866 426837 Email: franbird@regalequestrian.co.uk
Web: www.regalequestrian.co.uk
Blaaberg, Pauline, BHSI, Welland Brook House Blaston, Market Harborough,
Leicestershire LE16 8DE Mobile: 07710 659669 Email: paulineblaaberg@icloud.com
Bostock, Ann, BHSI
Bowness, Jannet, BHSI, Park House, Staveley, Kendal, Cumbria LA8 9QY
Tel: 01539 821287 Mobile: 07792 548466 Email: jannetbowness@btinternet.com
Campion, Juliet, BHSI, East Barn, Kings Ash, Gt Missenden, Buckinghamshire, HP16
9NP Tel: 07860 665363 Email: julietcampion@hotmail.com
Carruthers, Richard, BHSI, Forest Gate Farm, Delamere Road, Norley, Cheshire, WA6
6NF Tel: 01928 787610, Mobile: 07865 090346, Email: rjcarruthers@hotmail.co.uk
Chamberlayne, Clare, BHSI, MSc, ABNLP, Watermans Farm Cottage,
Hamstead Marshall, Newbury, Berkshire, RG20 0HX Mobile: 07887 525689
Email: clarechamberlayne@hotmail.com Web: www.clarechamberlayne.com
Champney-Warrene, Sam, BHSI, Candleford, Robin Post Stables, Arlington Road
West, Hailsham, East Sussex, BN27 3RD Mobile: 07703 273902
Email: champneyequestrian@sky.com Web: www.champneyequestrian.co.uk

Colley, Sue, BHSI, Breaston Equestrian Centre, Sawley Road, Breaston,
Derbyshire DE72 3EF Mobile: 07814 423494 Email: suecolleycoaching@gmail.com
Web: www.suecolleycoaching.com
Dale, Sarah, BHSI
De Matteo, Linda, BHSI, Field Cottage, Coton Clanford, Stafford ST18 9PE
Tel: 01785 282728 Mobile: 07798 676769 Email: linda.brookes@yahoo.co.uk
Dumas, Robin, BHSI, Rosamund Green Farm, Forum Lane, Shepton Mallet,
Somerset, BA4 4JG Tel/Fax: 01749 343384 Mobile: 07511 078285,
Email: r.k.dumas@btinternet.com www.rosamundgreenfarm.co.uk
Evans, Jon, BSc, BHSI
Evans, Richard, BHSI, The Hill Farm, Weston Under Penyard, Ross On Wye,
Herefordshire, HR9 7PZ Mobile: 07860 773220 Email: Richard.j.evans@live.co.uk
Fenech, Hannah, BHSI
Fraser-Wilks, Anna, BHSI, 1 Swan Grove, Exing, Newmarket, Suffolk CB8 7HX
Tel: 01638 730789 Mobile: 07721 539549 Email: annafwilks@hotmail.co.uk
Gallantree, Victoria, BHSI, 29 Post Office, Baddesley Ensor, Atherstone, Warwickshire
CV9 2DD Mobile: 07834 705414 Email: vgallantree@gmail.com
Web: www.victoriagallantree.com
Harrison, Fiona, BHSI, Priory Cottage, Nun Monkton, York, North Yorkshire YO26 8ES
Mobile: 07909 988401 Email: fionadharrison@gmail.com
Herbert, Nikki, BHSI, UKCC Level 3 Generic & Dressage, Westwood Lodge,
Glaphorn, Peterborough, Northamptonshire PE8 5BH Tel: 01832 205218
Mobile: 07802 624901 Email: herberthorses@gmail.com
Hodges, Fred, BHSI, 14 Warren Mead, Thame, Oxfordshire, OX9 3GD
Mobile: 07724 910720 Email: fred.hodges@btinternet.com Web: www.fredhodges.co.uk
Holloway, Amanda, BHSI, Shorthampton Farm, Shorthampton, Chipping Norton,
Oxon OX7 3HW Tel: 01608 676348 Mobile: 07753 367252
Email: amanda@amandahollowayequestrian.com Web: www.amandahollowayequestrian.com
Hudson, Alexandra, BHSI, 2 Goodnestone Cottages, Graveney, Faversham, Kent, ME13
9BZ Tel: 07887 502846 Email: alexhudson@yahoo.co.uk
Kozuba-Kozubka, Shena, BHSI, Donhead Cottage, Pains Hill, Donhead St Andrew,
Shaftesbury, Dorset, SP7 9EA Tel: 07970 442916 Email: office@equi-sense.co.uk
Leathers, Ben, BHSI, Homelands Equestrian, Homelands Farm, Bines Road,
Partridge Green, Horsham, W. Sussex RH13 8EQ Mobile: 07802 527752
Email: mail@benleathers.co.uk Web: www.benleathers.co.uk
Macdonald, Sarah, BHSI, The Mill House, Mill Lane, Byfleet, Surrey KT14 7RR
Tel: 01932 350220 Mobile: 07831 207421 Email: smac.millhouse@btinternet.com
Martin, Helen, BHSI
Merrett, David, BHSI, Park House, Kingsford, Colchester, Essex CO2 0HT
Tel: 01206 734695 Mobile: 07840 551945 Email: merrettlisa@yahoo.co.uk
Millward, Margaret, BHSI, Marsh Court Cottage, Marsh, Wincanton, Somerset BA9 9QZ
Mobile: 07835 717833 Email: jp.millward@btinternet.com
Nicholson, Moray, BHSI, Glebe Farm, Manfield, Darlington DL2 3SZ,
Tel: 01325 374786 Mobile: 07801 150948 Email: muzal@msn.com
Peate, Ann, BHSI, UKCC Level 3 Generic, Ty Newydd, Blackmill, Bridgend, Rhondda
Cynon Taf, CF35 6EN Tel: 07811 766159 Email: annpeate@live.com
Philpot, Annette, BHSI, Boyton Hall, Boyton Hall Lane, Roxwell, Chelmsford, Essex
CM1 4LN Tel: 07876 443319 Email: annette@cjhffarming.co.uk
Robinson, Tracie, BHSI, The Mullions, Main Street, Peatling Parva, Leics LE17 5PU
Mobile: 07973 349643 Email: tracierobinson@btinternet.com
Scrimgeour, Annabel, BHSI, 5 Jefferies Close, College Fields, Marlborough, Wiltshire
SN8 1UB Mobile: 07977 552358 Email: ascrim60@gmail.com
Sheerin, David, BHSI

Simpson, Sarah, BHSI, Woodlands Training, Woodlands Farm, Gildingwells, Worksop, Notts S81 8DB Mobile: 07979 806705 Email: sarah@woodlandstraining.com
Smales, Louise, BHSI, Click 'em inn Farm, Ragpath Lane, Cornsay, Co. Durham DH7 9RU Mobile: 07971 196143 Email: louisemales@hotmail.co.uk

Spencer, Tessa, BHSI

Spencer-Williams, Sarah, BHSI

Thorne, Sarah, BHSI, Windmill Hill Equestrian, Ashill, Ilminster, Somerset TA19 9NT
Tel: 01823 481049 Mobile: 07768 981176 Email: sarahthorne1@yahoo.co.uk
www.windmillhillequestrian.co.uk

Ward, Sarah BHSI, Church Farm, East Woodhay, Newbury, Berkshire, RG20 0AL.

Tel: 01635 255098, Mobile: 07702 307452, Email: sarahward@newbury.net

Willis, Jonathan, BHSI

UKCC Level 4 & BHSII

Turner, Clare, BHSII ISM, UKCC Level 4, UKCC Level 3 Eventing, Skylands Farm, Stalbridge, Sturminster Newton, Dorset, DT10 2SW Tel: 01963 362556

Mobile: 07736 725159 Email: clare@skylands.co.uk

UKCC Level 3 Eventing and BHSII

Garside, Tracy, BHSII, UKCC Level 3 Eventing, Hawthorn Cottage, North Deighton, Harrogate, North Yorkshire LS22 4EL Tel: 01937 583784, Mobile: 07787 900766

Email: garside70@yahoo.co.uk

Hill, Penny, BHSII, BE Coach, UKCC Level 3 Eventing, UKCC L3 Generic, Lower Stunts Green Farm, Stunts Green, Herstmonceux, Sussex BN27 4PN

Mobile: 07831 159456 Email: pennysangster@yahoo.com Web: ww.pennyhilleventing.com

Jeanne, Caroline, BHSII, UKCC Level 3 Eventing, Webbers, Truslers Hill Lane, Albourne, West Sussex BN6 9DT Tel: 07919 617844

Email: cjeanne@btinternet.com Web: https://team-jeanne.com

Williams, Katie P, UKCC L3 Eventing, UKCC L3 Generic, BHSII, Greenacre Farm, Farhill, Llanishen, Chepstow, Monmouthshire, NP16 6QZ. Mobile: 07976 646131,

Email: katiealun@btinternet.com

UKCC Level 3 Eventing

Brakewell, Jeanette, UKCC Level 3 Eventing, Abbotsholme Stud, Marston Bank, Rotherham, Uttoxeter, Staffs ST14 5BP Mobile: 07711 825189 Email: jan.brakewell74@gmail.com

Brown, Philip, UKCC Level 3 Eventing, BHSII, The Meadows, Folkton, Scarborough, N. Yorks YO11 3UH Mobile: 07709 815014 Email: phil.brown87@btconnect.com

www.philbrownventing.com

Brown, Tracy, UKCC Level 3 Eventing, Paddocksland Farm, Haroldslea Drive, Horley, Surrey RH6 9PH Tel: 01293 785583 Mobile: 07813 289012

Email: tracyjanebrown4@btinternet.com Web: www.tracybrownquestrian.co.uk

Chandler, Emilie UKCC Level 3 Eventing

Clapham, Tiny, UKCC Level 3 Eventing, Hall Farm Cottage, Hall Lane, Abbots Ripton, Huntingdon, Cambridgeshire PE28 2PG Mobile: 07836 672109

Email: tiny.clapham@gmail.com

Corbett, Mark, UKCC Level 3 Eventing, Rawlins Farm, Charter Alley, Tadley, Hampshire RG26 5PU Mobile: 07860 347446 Email: rawlinsfarm@aol.com Web:www.rawlinsfarm.co.uk

Cundall, Catherine, UKCC L3 Eventing, The Gate House, Garton-on-the-Wolds, Driffeld, North Yorkshire, YO25 9LR Tel: 07917 164639 Email: catherinecundall@hotmail.co.uk

Farmer, Sylvia, UKCC Level 3 Eventing, 4 April Cottage, Lilyhurst, Shifnal, Shropshire, TF11 8RJ Tel: 01952 603373 Mobile: 07890 104412 Email: sylviafarmer01@gmail.com

Graham, Jane, UKCC Level 3 Eventing

Heffernan, Andrew, UKCC Level 3 Eventing, Stoneycroft, Holmes Chapel Road, Congleton, Cheshire, CW12 4SW Mobile: 07971 018474 Email: andrew@aveventing.co.uk
www.aveventing.co.uk

Hunt, Sharon, UKCC Level 3 Eventing, Darshams Farm, Upper Town, Wetherden, Stowmarket, Suffolk, IP14 3NA Mobile: 07794 622678 Email: sharonhuntpa@gmail.com
www.sharonhunteventing.co.uk

Jarvis, Maria, UKCC Level 3 Eventing, Pebble Cottage, London Street, Whissonsett, Dereham, Norfolk, NR20 5ST Tel: 07759 783828 Email: mariajarvis1@icloud.com

Lamperd, Warren, UKCC level 3 Eventing and BS, UKCC Level 4 BS and MSc Coaching Science, White Hart Cottage, Hamstead Marshall, Newbury, Berks, RG20 0HW
Mobile: 07812 193747 Email: warren@whitehartstables.com Web: www.warrenlamperd.com

Lawrance, Simon, UKCC Level 3 Eventing

Lee, Emily, UKCC Level 3, Bartletts Bridge Stud Farm, Cocklake, Wedmore, Somerset BS28 4HH Mobile: 07884 188997 Email: emilylee92@googlegmail.com

Web: www.emilylee-eventcoach.com

Llewellyn, Cindy, UKCC Level 3 Eventing, Downgate Farm, Three Cups, Heathfield, East Sussex, TN21 9PD Tel: 07860 289233 Email: cindyllew@hotmail.com

Web: www.cindyllewellyn.co.uk

May, Jo, UKCC Level 3, Home Farm, West Stoughton, Wedmore, Somerset BS28 4PP
Tel: 07778 209824 Email: jomayeventing@gmail.com

Morgan, Ros, UKCC Level 3 Eventing & BS, Llanthewy Cottage, 37 High Street, Llandegveth Newport, NP18 1HX Tel: 01656 660459 Mobile: 07968 202249

Email: ros.morgan@btinternet.com

Morris, Lisa, UKCC Level 3 Eventing, Bull Close Farm, Hill Top, Dronfield, Derbyshire S18 1UP Tel: 01246 413357 Mobile: 07768 215706 Email: lmmorrisbhsi@hotmail.co.uk

Parsonage, Gary B, UKCC Level 3 Eventing, Molescroft Grange Farm Off Grange Way, Beverley, East Yorkshire HU17 9FS Mobile: 07834 196169

Email: garyparsonage1@yahoo.co.uk

Pimblott, Angus, UKCC Level 3 Eventing, 14 Templefield Road, Willoughton, Gainsborough, Lincs, DN21 5RZ Tel: 07738 392215 Email: pimblott@icloud.com

Price, Tricia, UKCC Level 3 Eventing, Lodge Farm, Little Staughton, Bedford MK44 2TA
Tel: 01234 378265 Mobile: 07973 861680 Email: tricia.price@goliathproperty.co.uk

Rimmer, Jo, BSc Hons, PGCE, UKCC Level 3 Eventing, Devine House, Iwerne Minster, Blandford, Dorset DT11 8NF Tel: 01747 812575 Mobile: 07989 398096

Email: jkoldevey@yahoo.com

Robinson, Trudi, UKCC Level 3 Eventing, Moor Farm, Kington, Thornbury, Gloucestershire BS35 1PJ Mobile: 07831 278215 Email: trudijrobinson@googlegmail.com

Ryan, Marie, UKCC Level 3 Eventing, Reg'd BHS

Surl, Philip, UKCC Level 3 Eventing, 7 Midland Cottages, Rushton, Kettering, Northants, NN14 1RJ Tel: 07702 901005 Email: philip.surl@britisheventing.com

Ure, Tina, UKCC Level 3 Eventing, Ely Eventing Centre, Downham Common, Little Downham, Ely, Cambs CB6 2TY. Tel: 01353 698839 Mobile: 07999 957992

Email: tina_ure@hotmail.com

Walls, Kate, UKCC Level 3 Eventing, 4 Fountain Court, Main Street, Ufford, Stamford, Lincs, PE9 3BJ Tel: 07779 618042 Email: kate.walls@icloud.com

Web: www.frenchexchangehorses.co.uk

Warwick, Sorrel, UKCC Level 3 Eventing, BHSII, Little Wishanger, Miserden, Stroud, Glos, GL6 7HX Mobile: 07739 146716 Email: sorrel.warwick@bopenworld.com

Whittington, Bryony, UKCC Level 3 Eventing, Heathfield Hall, Town Row, Rotherfield, East Sussex, TN6 3QX Tel: 07932 150772 Email: bweventing80@gmail.com

Wilmot, Olivia, UKCC Level 3 Eventing, Hareshaw Lodge Waterside, Kilmarnock, Ayrshire, KA3 6JJ Tel: 07775 791284 Email: olivia.wilmot@hotmail.com

Allen, Terry, 64 Ridgway Place, Wimbledon, London SW19 4SW
Mobile: 07967 824617 Email: terrythomas.allen@btinternet.com
Connolly, Peter Michael BHS Accredited Coach, International Level 3,
21 Hartwood Green, Hartwood Park, Chorley, Lancashire, PR6 7BJ Mobile: 07885 841487
Email: pmconnolly1@btinternet.com
Gatherer, David
Holderness-Roddam, Jane, CBE LVO, Church Farm, West Kington, Chippenham,
Wiltshire, SN14 7JE Tel: 07831 720491
Email: jhroddam@aol.com
Smith, Les, 4 Broomhouse Cottages Alnwick, Northumberland, NE66 2LB
Tel: 01665 602618 Mobile: 07759 665134 Email: lessmith105@aol.com

BE DEVELOPMENT COACHES BHSII & UKCC Level 2 Eventing

Algar, Ross, BHSII
Carr, Elspeth, M.A. B.Ed. (Hons), BHSII, UKCC L2 Eventing
Cassells, Tyler, UKCC Level 2 Eventing, BHSII, NVQ 2 & 3, BA Equine, 1 Gorse
Cottages, Holmes Chapel Road, Congleton, Cheshire CW12 4SP Mobile: 07881 846756
Email: tycassells@hotmail.co.uk Web: www.tylercassellsequine.com
Cotey, Juliet, UKCC Level 2 Eventing, UKCC Level 3 Generic, BHSII, 75 Well Lane,
Galleywood, Chelmsford Essex CM2 8QZ Tel: 07775 698210
Email: julietcotey@yahoo.co.uk
Evans, Cathy, BHSII, UKCC Level 2 Eventing
Gingell, Val, BHSII, Horningsea Manor, Clayhithe Road, Horningsea, Cambs CB25 9JE
Tel: 01223 860326 Mobile: 07778 610001 Email: vsgingell@gmail.com
Harwood, Louise, BSc., BHSII
Hollinshead, Dawn, BSHII, NLP Sports Master Practitioner, Poplar Farm, Wettenhall,
Winsford, Cheshire CW7 4DU Tel: 01270 528351 Mobile: 07703 321882
Email: dawn.hollinshead@headstart.info www.headstart.info
Lane, Charlie, BHSII, Coach Road Farm, Barrow Water Lane, South Brewham, Bruton,
Somerset, BA10 0LP Mobile: 07990 562046, Email: Charlie@coachroadfarm.co.uk
www.lane-equestrian.co.uk
Ridley, Charlotte, BHSII, Park End, Simonburn, Hexham, Northumberland NE48 3AA.
Mobile: 07714 333979 Email: charlotte@parkendequestrian.co.uk
www.parkendequestrian.co.uk
Rodwell, Debbie, BHSII, UKCC Level 2 Eventing, Tandview Stables, Beith, Ayrshire,
KA15 1HU Tel: 07793 549925 Email: debbieRodwell@gmail.com
Shea-Simonds, Hannah, BHSII, UKCC Level 2 Eventing, Farleigh Court, Farleigh Court
Road, Warlingham, Surrey, CR6 9PX Mobile: 07867 692357
Email: h.sheasimonds@talk21.com www.farleighcourtequestrian.co.uk

BHSAI & UKCC Level 2 Eventing

Gairdner, Sarah BHSAI, UKCC Level 2 Eventing, Lodge Farm, Edgcote, Banbury, Oxon
OX17 1AG Mobile: 07967 365062 Email: sarahmillard78@hotmail.co.uk
Overton, Rose, UKCC Level 2 Eventing & BS, BHSAI, Orchards, 14 Townsend,
Ilminster, Somerset, TA19 0AU Tel : 07753 692660 Email : missrma@hotmail.co.uk
Wallbridge, Nick, UKCC Level 2 Eventing, BHS Int. T, BHSAI Registered, 29 Hill
Meadow, Coleshill, Amersham, Buckinghamshire HP7 0LF Tel: 07796 467900
Email:nick.wallbridge@gmail.com

BHSAI

Lochore, Emily, BHSAI

UKCC Level 2 Eventing

Bax, Victoria, UKCC Level 2 Eventing, White Elm, Pudsey Hall Lane, Canewdon, Essex,
SS4 3RY Tel: 07899 801045 Email: vbeventing@yahoo.co.uk
Blackmore, Ros, UKCC Level 2
Cheffings, Tim, UKCC Level 2 Eventing, Downe Farm, Witheridge, Tiverton, Devon,
EX16 8QF Tel: Email: downefarm@outlook.com Web: www.downefarm.com
Clark, Ruth, UKCC Level 2 Eventing, Hard Ingsleagill, Sleagill, Penrith,
Cumbria CA10 3HD Mobile: 07771 704228 Email: rcequestrian@icloud.com
Web: www.ruthclarkequestrian.co.uk
Clubley, Justin, UKCC Level 2 Eventing, Chilton Lords Hill Common, Guildford, Surrey,
GU5 0UZ Mobile: 07789 265325 Email: justin@jceventing.co.uk
Web: www.jceventing.co.uk
Cooper, Russell, UKCC Level 2 Eventing, 21 Coombe Crescent, Bury, Pulborough,
West Sussex RH20 1PE Mobile: 07921 777958 Email: cooper.russell@hotmail.com
Fowles, Jake, UKCC Level 2 Eventing, Wellow Equestrian, Scotts Farm, Wellow, Notts,
NG22 0EQ Mobile: 07804 234923 Email: jake_fowles@hotmail.co.uk
www.wellowequestrian.co.uk
Hardwick, Antonia (bo), UKCC Level 2 Eventing, Poplar Park Farm, Hollesley,
Woodbridge, Suffolk, IP12 3NA Tel: 07879 063822 Email: antoniabeau1984@yahoo.co.uk
www.poplarparkevent.co.uk
Hawkins, Louise, UKCC Level 2 Eventing, Rose Cottage, Dun Cow Road, Beccles,
Suffolk NR34 0BE Mobile: 07917 060496 Email: hawkinslouise@btinternet.com
Hawley, Amy, UKCC Level 2 Eventing, Broadstone Farm, Browns Edge Road,
Ingbirchworth, Sheffield, West Yorkshire, S36 7GR Tel: 07973 926561
Email: amy@broadstoneequestrian.co.uk
Herjean, Marie-Claire, BHS Senior Coach, BHS Senior Equitation, UKCC Level 2
Eventing
Hobbs, Samantha, UKCC Level 2 Eventing, Streethill Farm, Queniborough Road,
Queniborough Road, Lowesby, Leicestershire, LE7 9DL Tel: 07817 266918 E
mail: hotsambo@hotmail.co.uk
Horrell, Sara, UKCC Level 2 Eventing, 19 Broad Lane, Haslingfield, Cambridge CB23
1JF Tel: 01223 871153 Mobile: 07776 064106 Email: sara_horrell@hotmail.co.uk
Web: www.sarahorrell.com
Hughes, Abbie, UKCC Level 2 Eventing, 2 St John Close, Colyton, Devon EX24 6TG
Mobile: 07812 671835 Email: hughes.abbie@yahoo.com
Johnstone, Kate, UKCC Level 2 Eventing
Keen, Coral, UKCC Level 2 Eventing, Flintstones, Little Cheverell, Devizes, Wiltshire,
SN10 4JW Tel: 07773 629503 Email: coralkeeneventing@hotmail.co.uk
Web: www.coralkeeneventing.co.uk
March, Liane UKCC Level 2 Eventing, 13 Malling Down, Lewes, East Sussex, BN7
Tel: 07894 551755 Email: liane_carla@hotmail.com
McCullough, James, UKCC Level 2 Eventing
Meningen, Barry, UKCC Level 2 Eventing, New Farm, Meadow Lane, Earith,
Huntingdon, Cambridgeshire PE28 3QE Tel: 01487 479165 Mobile: 07985 202205
Email: mail@meadowlanequestrian.com www.meadowlanequestrian.com
Moffett, Maddy, UKCC Level 2 Eventing, Ashleigh, Biggin, Buxton, Derbyshire, SK17
0DQ Tel: 01298 84945, Mobile: 07967 815664, Email: moffmade@yahoo.com
www.bigginhallequestrian.co.uk
Moss, Aimee, UKCC Level 2 Eventing, 1 Church View Cottages, York, East Riding of
Yorkshire, YO42 1QT Tel: 07817 055822 Email: aimee@aimeemoss.co.uk

Mullins, Martin, UKCC Level 2 Eventing, 17 Lower Duncan Road Park Gate, Southampton, Hampshire, SO31 1BE Mobile: 07855 635566 Email: paintersmate@hotmail.co.uk www.mjmequestrian.co.uk

Murray, Will, UKCC Level 2 Eventing, Stable Yard Cottage, Stonechester, North Lane, Crook, County Durham DL15 0TZ Tel: 07780 702174 Email: williamahmurray@hotmail.com

Nicholas, Gaye, UKCC Level 2, UKCC Level 3 Generic, BHS SM, Walnut Tree Cottage, Stoulgrove Lane, Woodcroft, Chepstow, Monmouthshire NP16 7QE Tel: 07774 704401 Email: gaye.nicholas@gmail.com

Pawley, Zara, UKCC Level 2 Eventing, 25 The Street Houghton, King's Lynn, Norfolk PE31 6TY Mobile: 07816 586383 Email: poppetp@waitrose.co.uk

Scholl, Helen, UKCC Level 2 Eventing, Home Farm, New Road, Colston Bassett, Nottinghamshire NG12 3FQ Tel: 01949 81294 Mobile: 07956 233479 Email: helenescholl10@gmail.com

Spencer, Fiona, UKCC Level 2 Eventing, Grove Farm, Ravensthorpe, Northampton, Northants NN6 8ET Tel: 01604 771130 Mobile: 07968 970634 Email: feeforsyth1@hotmail.com

Stocks, Beatrice, UKCC Level 2 Eventing, 36 Clayton Lane, Thurnscoe, Rotherham, South Yorkshire S63 0RX Mobile: 07853 245843 Email: beatrice_racing1@hotmail.co.uk Web : www.beatricestocks.co.uk

Wright, Jamie, UKCC Level 2 Eventing, 15 Kingsbridge Cottages, Nine Mile Ride, Wokingham, Berkshire RG40 3LY Mobile: 07765 245950 Email: jmwpolo@hotmail.com www.jamiewrightequestrian.co.uk

~

Albert, Dag, Red's Stable, Green Barn Farm, Green Barns Lane, Little Hay, Lichfield, Staffordshire, WS14 0QN Mobile: 07966 435736, Email: dag@alberteventing.com Web: www.alberteventing.com

Bayliss, Rachel, Somerford Park Farm, Somerford, Congleton, Cheshire, CW12 4SW Tel: 07860 744668 Email: rachelbayliss@live.co.uk

Bell, Helen, The Paddocks, Breckenborough, Thirsk, N. Yorkshire YO7 4EL Mobile: 07708 708967 Email: helenbelleequestrian@me.com www.helenbelleequestrian.co.uk

Bishop, Joanna

Bleekman, Clarissa, Whorridge Farm, Cullumpton, Devon EX15 1RX Tel: 07979 750857 Email: info@teambleekman.co.uk www.teambleekman.co.uk

Casburn, Caroline, Orchard Farm, Horseshoe Lane, Corpusty, Norwich, Norfolk NR11 6QN Tel: 01263 587280 Mobile: 07854 720899 Email: caroline.casburn@btinternet.com

Durrant, Monica 'Westfield', Church Lane, Upper Farringdon, Alton, Hants, GU34 3EH Tel: 01420 588423 Mobile: 07500 827707 Email: monicadurrant@btinternet.com

Edge, Ruth, Foston Stud, Hay Lane, Foston, S. Derbyshire DE65 5PJ Tel: 07803 268803 Email: ruth@ruthedge.com Web: www.ruthedge.com

Edwards, Sue, Broad Oak Farm, Kentisbeare, Cullompton, Devon, EX15 2EU Tel: 01884 266354 Mobile: 07719 739227 Email: sue.edwards.equestrian@gmail.com www.classic-equestrian.co.uk

Ensten, Brigit, 14 Crow Croft Glebe Nedging Tye Ipswich, Suffolk, IP7 7LH Mobile: 07771 686115 Email: brigtensten@clara.co.uk

Grice, Laura, Lindale House, Pepper Street, Chelford, Cheshire SK11 9BE Tel: 0161 485 6721 Mobile: 07798 566435 Email: laura.j.grice@gmail.com www.laurafortune.co.uk

Harvey, Trisha, 46 Campbell Street, Darvel, Kilmarnock, Ayrshire KA17 0DA Tel: 01560 322156 Mobile: 07962 207272 Email: trishaharvey@live.co.uk

Hendry, Sue, 4 Glenwood Cottages, Midmar, Inverurie, Aberdeenshire AB51 7PQ. Mobile: 07725 401921 Email: tillyfoddie@btinternet.com

Henson, Lucy, The Shooting Lodge, Sand Lane, Torksey, Lincoln, Lincolnshire, LN1 2ED Tel: 01427 718776 Mobile: 07788 185998 Email: lucy@thehensons.net

Kaye, Joanna D

Lanni, Milla, Halefield Farm, Oundle Road, Wood Newton, Peterborough PE8 5EG Tel: 01832 272305 Mobile: 07831 841522 Email: millalanni@googlemail.com www.halefieldstud.com

Lawson, Julie

Levett, Bill, Little Charingworth Stud Ltd, Little Charingworth, Chipping Campden, Gloucestershire GL55 6XY, Mobile: 07703 439427, Email: bill@billlevett.com www.billlevett.com

Marsden, John, 2 Horseshoe Cottage, School Lane, Henbury, Macclesfield, Cheshire, SK11 9PH Tel: 07964 259240 Email: jude@j-media.com Web: www.facebook.com/johnmarsdeneventing

Martindale, Sophie, The Dairy Ford Farm Cottages, Ford, Cheltenham, Glos, GL54 5RU Tel: 07721 642482 Email: sophie@eventingspecialist.org.uk Web: www.eventingspecialist.org.uk

Rigby, Paul, The Lodge, 1 Campriano Drive, Warwick, Warwickshire, CV34 4NQ Mobile: 07710 460223, Email: bleacotts19@btinternet.com

Rowe, Carolyn

Sims, Lucinda, Harroway House, Penton Mewsey, Andover, Hampshire SP11 0RA Tel: 01264 772295 Mobile: 07736 674986 Email: lucindasims@harroway.co.uk

Smart, John, Cherry Tree Cottage School Lane St Johns Crowborough, East Sussex TN6 1SD Mobile: 07990 803592 Email: john.smart31@gmail.com

Staples, Brook, Churchill Stud, West Park Road, Lingfield, Surrey, RH7 6HT Tel: 07711 552638 Email: brook@idealsportshorses.com Web: www.idealsportshorses.com

Thompson, Lucy

Thompson Stefanie, Hunters Gate, Byley Lane, Cranage, Cheshire, CW10 9LW Tel: 07976 802617 Email: stefaniethompson@sky.com Web: www.stefaniethompson.com

Tonks, Melissa, 21 Orchard Mead, Broadwindsor, Dorset, DT8 3RA Mobile: 07855 030126 Email: millietonks@mac.com

Tulloch, Jancis

Wallace, Jane

Waygood, Richard, MBE, Breach House, Horpit, Wanborough, Swindon, Wilts, SN4 0AT Tel: 07770 838966 Email: richard.waygood@btinternet.com Web: www.richardwaygood.com

Whittington, Francis, Heathfield House, Spout Hill, Rotherfield, Crowborough, East Sussex TN6 3QZ Tel: 01892 852481 Mobile: 07773 351608 Email: info@whittingtoneventing.co.uk www.whittingtoneventing.co.uk

Wills, Antonia, 4 Sharmans Close, Cogenhoe, Northampton NN7 1LN Mobile: 07941 512933 Email: saddles@antoniawills.co.uk Web : www.wills-saddlefitter.co.uk

INDEX

	Page	
A		BE head office, contact171
Abandonment Insurance		BE foundation points.....71
Premium24, 28, 29, 90		BE grading points69-71
abuse of horse30		BE head office.....171
acceptance of entries25-28		BE Intermediate Championship.....165
accredited coaches, contacts185-193		BE magazine.....24
administration..84-88		BE Novice Championship164
advanced class entries26		BE officials and contacts172-179
advanced dressage tests142-144		BE Open Championship165
advanced intermediate dressage test141		BE regional co-ordinators.....18
advertising..58, 65, 111		contacts.....172
advisers, contacts.....171		BE regional development officers
affiliated eventing2		contacts.....179
age		BE rider training organisers,
athletes.....11-13, 95-97, 101		contacts.....179
horses.....12, 95-96, 157		BE safeguarding policy.....85
air jackets56		BE safety secretary, contact74
alteration of course39, 50		BE scorers18
alteration of entry.....28		contacts.....176
alternative obstacles.....50, 51		BE stewards.....18-19
ambulances73, 75, 76-78		contacts.....172-176
anti-doping rules.....74-75, 81		BE team18
appeals procedure.....21-22		BE technical advisers18
approved cross country course builders		contacts.....172-176
and designers, contacts.....180-185		BE under-18 national coach and junior
arenas35, 113-114		team coach, contact.....178
armed forces.....26, 105		BE under-18 regional co-ordinators,
assistance, unauthorised32		contact178
athletes		BE Young Horse Championships
age.....11-13, 95-97, 101	165-167
categories.....95, 97, 98, 99, 100, 101, 102		BE youth programme.....11
competition limitations.....25, 34		BE80(T) Championship.....161-162
membership4		BE90 Championship.....162-163, 167
minimum eligibility requirement...11-17		BE90 Championship dressage test.....121
substitutions28		BE90 Scottish Championship167
authority to act.....6		BE100 Championship.....163
		BE100 three day events.....157-160
		BEF equine anti-doping and controlled
B		medication rules (BEFAR).....81
balloting.....26-29		BEF website81
bandages37, 60		Bill Thomson Bursary.....180
BE approved cross country course		bits.....62-63
builders and designers,		black flag alternatives/blacklined fences –
contacts.....180-185		see alternative obstacles
BE board.....171		body protectors.....56
BE coaches directory.....185-193		boots37, 57, 58, 60, 105, 106
BE codes of conduct.....3, 30, 85		bounce obstacles52
BE developers, contacts177		bridles.....59-65, 104-106
BE dressage tests115-144		bridoon bits62

British Equestrian Federation (BEF).....2
 British Eventing (BE).....2
 British Eventing Life24
 brush fences.....49

C

cancellation of classes29
 cancellation of events29
 categories, FEI events.....
95, 97, 98, 99, 100, 101, 102
 CI dressage tests145–152
 CCI/CCIO grading points70
 central prefix register8
 championships.....161–169
 entries161
 grading points70
 minimum eligibility requirement.....
11–17, 97–102
 participation restrictions97
 change of recorded ownership.....9
 CIOs.....97,99
 circles51–52, 154–156
 CIs95, 97, 99
 classes
 changes to.....27, 28
 priority of26
 club passes10
 coaches directory.....185–193
 codes of conduct3, 30, 85
 combination obstacles51–52
 committees, contacts171
 competition limitations34
 competitor limits.....25
 competitor living abroad (CLA)110
 competitors
 age11–13, 95–97, 101
 categories.....95, 97, 98, 99, 100, 101, 102
 competition limitations.....34
 membership4
 minimum eligibility requirement..11–17
 substitutions28
 complaints22
 compulsory elimination37
 contacts171–193
 controlled medication.....81
 course alterations.....39, 50
 course builders and designers.....38, 44
 contacts.....180–185
 course inspection.....38, 45
 course walk45, 56
 courses: show jumping phase.....42–43
 cross country control team.....44
 cross country course.....45–52

alteration of course.....50
 cross country course builders and
 designers38, 44
 contacts.....180–185
 cross country course inspection.....45
 cross country course plans.....45
 cross country fence judges.....44
 cross country obstacle dimensions.....
47, 107–108
 cross country phase44–53
 bridles61, 65
 dress rules55–59
 medical attendance75–78
 medical cards.....73
 penalties.....50–53, 66
 saddles and bridles.....61
 cross country start team44
 cross discipline suspensions.....22
 curb bits.....62

D

dangerous riding.....32
 data protection.....85
 daypasses.....4, 10
 day pass membership4, 10
 de-sensitising82
 designers.....38, 44
 contacts.....183–185
 destruction of severely injured horses.....82
 developers, contacts177
 difficulty, levels of95
 dimensions of obstacles39, 42–43,
46, 47, 107–108, 159
 disability84
 disciplinary action3, 18–22
 discretionary elimination:
 dressage phase37
 show jumping phase41
 dismounting.....52, 159
 disobedience39, 41, 53
 distances
 BE100 three day events159
 cross country course.....47
 FEI cross country events107–108
 FEI jumping events109
 doctor's vehicle76
 doping74–75, 81
 double entries.....25
 downgrading.....71
 dress rules.....33, 55–59, 104–106
 dressage arena plans113–114
 dressage arenas.....35
 dressage phase.....35–38

dress rules55–57
 horse falls.....33
 medical attendance76
 penalties.....37, 66
 saddles and bridles.....61
 scoring66
 dressage tests36, 115–152, 157
 drop fences.....46, 47

E

earphones.....32
 electronic devices.....32
 eligibility.....30
see also minimum eligibility requirements
 elimination33
 cross country phase.....52–53
 dressage phase37
 FEI events.....103, 107
 show jumping phase.....39–41, 44
 emergency flags45
 emergency medication.....77–78
 emergency vehicle.....76
 end of event medical cover.....76
 enhanced ambulance.....76
 entries procedure24–29, 161
 entries secretary.....18
 entry fees24, 29, 90–91
 equal opportunities statement87
 equality of marks66, 160
 equine influenza.....80, 81, 90–95
 equine registration6–9
 equipment, horse ambulance.....82
 errors
 dressage phase37
 European Pony Championship11
 event cancellation.....29
 event doctor.....18, 75
 event incident log.....19–20
 event officials.....18
 event refund policy.....24, 29
 event schedules24
 event secretary.....18
 event suspensions73–74
 eventing competitions.....2
 events listing26
 ExoBody Cage.....56

F

failure to start.....29
 falls, competitors.....33, 38, 39, 41, 44, 73
 falls, horses.....20, 33, 38, 39, 53
 fast response vehicle.....76
 fees *see* Abandonment Insurance

Premium; entry fee; starting fee
 FEI (Fédération Equestre Internationale).2, 92
 FEI CI dressage tests.....145–152
 FEI events
 athlete categories.....95, 97, 99, 100,
 102, 103
 bridles106
 cross country dimensions, distances,
 speeds and jumping effort107–109
 dress regulations.....104–106
 elimination103, 106–107
 jumping dimensions, distances, speeds
 and jumping efforts109
 oversubscription97
 participation restrictions97
 saddlery.....106–107
 sponsorship111
 structure of competition.....95–98
 suspensions22
 technical requirements for participation
97–103
 veterinary regulations80, 92–95
 youth requirements13
 fence judges44, 52
 fences40, 46
 filming equipment.....87
 fines.....19, 21, 29
 finish
 cross country course.....49
 fitness.....30
 flags.....44, 45, 49, 50
 foreign national competitions110
 formats
 international events.....95
 foundation points.....71
 full individual membership6
 full season tickets.....9

G

games97
 governing bodies2
 grading.....69–71
 guest licences110

H

hair56
 half season tickets.....9
 hats.....55, 57–58
 headgear.....55
 health and safety.....84
 health and safety steward.....18
 hedge fences.....49
 height of horses and ponies... ..12

height of obstacles.....39, 42–43, 46, 47
 Hors Concours (HC)25, 69
 horse ambulance82
 horses
 age.....12, 96, 165
 competition limitations.....34
 day passes10
 falls.....20,33,38,39,53
 height.....12
 imported8, 69
 membership4
 minimum eligibility requirement...11–17
 numbers per competitor25, 97
 passports.....8,9,80,92–95,166
 registrations6–10, 92
 severe injury.....82
 soundness.....81
 substitutions28
 trapped.....52
 vaccinations80, 92–95
 welfare3, 30
 hospitalised competitors73

I
 immobilisation and transportation 78
 imported horses8, 69
 incident log.....19–20
 inducement to compete25
 infections81
 inflatable jackets56
 information about events24
 injury73–74, 85
 inspection of the course.....38, 45
 Intermediate Championship.....165
 Intermediate class entries.....26
 Intermediate dressage tests.....136–140
 international day passes.....10
 international events
 athlete categories95, 98, 99, 100
 101, 102
 bridles.....104–106
 cross country dimensions, distances,
 speeds and jumping efforts107–108
 dress regulations.....104–106
 elimination.....103, 107
 jumping dimensions, distances, speeds
 and jumping efforts109
 oversubscription97
 participation restrictions97
 saddlery.....106–107
 sponsorship111
 structure of competition.....95–98
 technical requirements for
 participation97–103
 veterinary regulations80, 92–95
 youth requirements13
 international events overseas.....109–110
 intervals28

J
 jackets.....57–58
 jewellery.....56
 joint owner membership.....4, 6
 judges qualifications36
 jumping efforts46, 47, 107, 108,
109, 159, 163
 jumping tests, FEI.....107, 109
 junior championships96
 junior team coach, contact178
 junior riders.....11, 95, 96, 98

K
 keyhole fences.....49
 knock-down.....44

L
 lameness.....37, 81
 late entry surcharge date.....24
 lead welfare officer.....87,171
 limitations to competition.....25, 34
 limits to competitor numbers25, 34
 logos on clothing58
 logos on horses.....65
 long format competitions (CCIs)
95, 99, 108
 lungeing34, 60, 106

M
 maximum number of entries.....25
 media rights.....85
 medical attendance during the event
75–78
 medical cards73
 medical checks73
 medical equipment76–78
 medical reports74, 85
 medical suspensions..73–74
 medical team18,75
 medication.....74,75,77,78,81,82
 membership4–6
 memory35
 minimum eligibility requirements
 (MERs)11–17, 98–104
 minimum refund policy29
 Mitsubishi Motors Cup.....162–163
 multiple entries.....25

N
 national events.....2
 minimum eligibility requirement.....11–17
98–103
 National Youth Championships.....168
 no shows29
 non-competing horses.....34
 non-members.....3
 Novice Championship164
 Novice dressage tests.....129–135
 numbers
 on course49
 on riders.....34

O
 objections to scores66–67
 obstacles38, 39, 42, 45, 47, 49
 50, 51, 52, 53
 dimensions.....47, 108, 109, 160
 officials.....18, 30
 one day events.....2
 grading points.....69–70
 one star level competitions97
 Open Championship.....165
 opening date for entries24
 organisation84–88
 organiser.....18
 outside (unauthorised) assistance32
 overhead obstructions.....49
 overseas events111
 overseas grading69
 over-subscribed events.....26, 97
 overtaking
 cross country course.....52
 ownership, change of.....9
 owner registration4

P
 pace.....32, 159
 paramedics75
 participation restrictions.....97
 passes10–11
 passports.....8, 9, 80, 92–95, 166
 penalties
 cross country phase.....50, 51, 53,
 66, 154–156
 dressage phase.....37, 66
 show jumping phase39–41, 66
 photographic equipment.....87
 plan of cross country course45
 ponies.....96
 pony competitions96
 pony programme11

Pony Trials
 minimum eligibility requirement16
 portable fences49
 practice fences.....45
 practice obstacles38, 40
 priority of classes on balloting26
 priority of entries on balloting.....26–27
 prize giving.....68
 dress rules56
 prize money.....67–68
 programmes.....84
 prohibited substances.....74–75
 protective headgear55, 104

Q
 qualifications
 BE novice championship164
 BE young horse championships
 165
 BE90 championship.....162
 BE100 championship.....163
 BE100 three day events157
 FEI events98–103
 judges.....36
 U-18 competitors11–17

R
 rapping30
 record of vaccinations.....80
 refunds.....29
 refunds of season tickets10
 refunds on passes.....11
 refusals.....39–41,44,50,51,53,154–156
 regional co-ordinators.....18
 contacts.....178
 registrations
 competitors92
 horses8,92
 owners4
 results *see scores*
 resuscitation equipment77
 retirement.....19, 41, 50, 52
 reverse qualification.....103
 rider day passes10
 rider falls33, 38, 39, 41, 73
see also falls, competitor
 rider training organisers, contacts.....179
 riders
 age.....11–13, 95–97, 102
 riders categories
 athlete categories.....95, 97, 98, 99
 100, 101, 102
 riders with disabilities84

rowel spurs56, 104
run-outs.....39,41,44,50,51,53,154–156

S

saddlery33, 59–65
safeguarding code of conduct.....85
safety30
safety flags50
safety secretary74
sanctions.....19–22
scorers18
 contacts.....176
scores66
Scottish National Championships167
season tickets.....9
sectioning27
senior athletes.....96
serious breach of rules and regulations.....21
short format competitions (CICs)....95, 108
show jump course walk56
show jumping fences40–43
show jumping phase38–44
 bridles61, 65
 dress rules58
 medical attendance76
 penalties.....39–41, 66
 saddles61
 scoring66
side-saddles61
snaffles.....63
social media.....88
soundness of horses81
special prizes.....68
speeds
 BE100 three day events159
 cross country course.....46
 FEI cross country events108
 FEI jumping events109
sponsorship.....58, 65
spread46–47
spurs.....30, 56, 104
stabling arrangements24
stallions34
start cross country course44, 45
start box.....45
start fees24, 91
start team cross country phase.....44
start times24, 28
stewards.....18–19
 contacts.....172–176
stocks.....56,57,58
stop watches.....32, 158

stopping a competitor
 cross country course.....52
structure of competition
international events95–98
substitutions.....28,162,163
super ballot numbers26, 27
surcharge, late entry.....24
suspensions
 cross discipline.....22
 FEI.....22
 on medical grounds.....73–74
 membership.....20–21
 no shows.....29
syndicate/company membership.....6

T

tack33, 59–65
technical advisers.....18–19
 contacts.....172–176
technical requirements for participation97–103
telephone hotline.....24
tests35, 36
Therapeutic Use Exemptions (TUE)75
three day events.....2, 157–160
time keeping.....32,45
time limits.....159
times.....28
timing45
tired horses30
top poles.....39
training passes10
transfer between classes.....27
trapped horse.....52
tubing81

U

U-18 competitors
 qualifications.....11–17
U-18s.....11
unauthorised assistance32
under 18 national coach, contact178
under 18 regional co-ordinators,
 contacts.....178
Under 18 Team Championships.....168
Under-18 BE100 Programme Rules.....168
uniform hats.....57
union flag badges59
union flag on saddlecloth65
upgrading69

V

vaccinations80–81, 92–95

veterinary examinations157
veterinary matters.....33, 80–83
veterinary officer82–83
veterinary regulations, FEI80, 92–95
veterinary team.....18, 82
video equipment.....87

W

waistcoats.....57
wait list.....27–28
warming up33, 45, 65
watches.....32, 158
water.....46–49
website listing.....26
websites.....24, 75
welfare of the horse3, 30
welfare officer.....87, 171
Welsh National Championship167
whips.....30, 35, 37, 56, 104
withdrawals24, 27, 28, 29
WorldAnti-DopingAgency(WADA).....74

Y

Young Horse Championships165
young horses competitions.....96
young rider competitions96
young riders.....11
 qualifications.....11–17
youth programme11
youth requirements
 international events13–14

