



## Overview

Control Panel (CP) is a UL Listed enclosure suitable for various control components. CP incorporates the same steel construction and powder coat finish standard on Relay Panel (RP) enclosures. CP also includes a monolithic back plate which is finished in white for increased interior visibility and removable for component as well as enclosure mounting.

Control Panel 43 (CP43) features a hinged reversible door, locking latch, and transparent document pocket. CP43 is available for surface and recess mounting applications.

## Features

- 609 sq inches of component mounting surface
- Powder coated steel construction
- Lockable and reversible door
- Surface and recess mounting options

## General Specifications

Construction: 16ga steel

Finish:

- Enclosure: Black powder coat
- Back Plate: White powder coat

## Dimensions:

- Enclosure : 42.60"(1082mm)H x 18.00"(457mm)W x 5.75"(146mm)D
- Back Plate (Mounting Surface): 40.57" (1030mm)H x 15.00"(381mm)W
- Interior Depth: 5.00"(127mm)D
- Door Surface Mount : 42.85"(1088mm)H x 18.08"(459mm)W
- Door Recessed (Flush) : 44.10"(1120mm)H x 19.58"(497mm)W
- Recessed door incorporates 0.75"(20mm) flange around the enclosure's perimeter

Weight: 50lbs(23kg)

Mounting: Surface or recess mounted

Operating Environment: Type 1 (dry / indoor environment)

## Certifications

UL Listed, UL508A, US/Canada

## Warranty

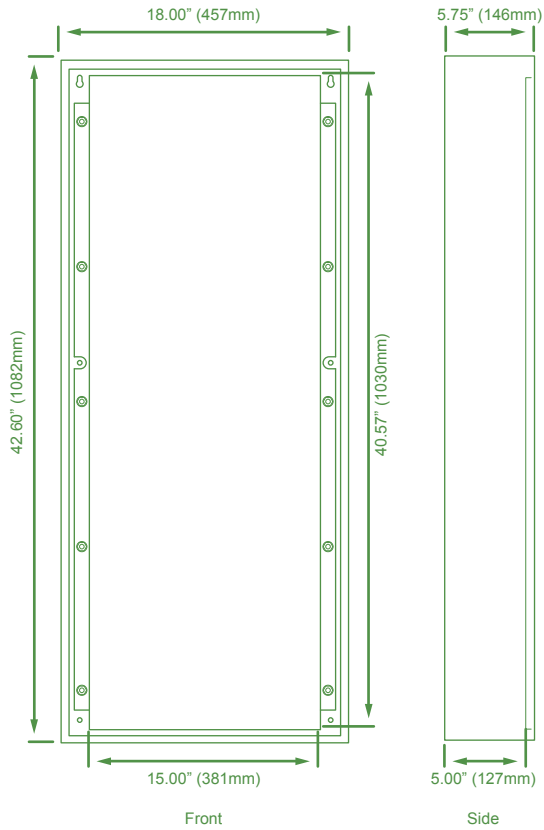
Two (2) year limited manufacturer warranty from date of shipment (extended warranty optional)

# Control Panel 43


www.BRTint.com : 800-241-9173 Blue Ridge Technologies® © 2014 Blue Ridge Technologies International, LLC All Rights Reserved. CP43-DS-V14.05

Data Sheet : Catalog Page 97


## Enclosure / Backplate Dimensions



## Surface Mount Door Dimensions



## Recessed Mount Door Dimensions



## Ordering Information

Part Number	Description
CP43-S	Control Panel 43" Surface Mount
CP43-F	Control Panel 43" Recessed (Flush) Mount