



## Overview

Control Panel (CP) is a UL Listed enclosure suitable for various control components. CP incorporates the same steel construction and powder coat finish standard on Relay Panel (RP) enclosures. CP also includes a monolithic back plate which is finished in white for increased interior visibility and removable for component as well as enclosure mounting.

Control Panel 52 (CP52) features a hinged reversible door, locking latch, and transparent document pocket. CP52 is available for surface and recess mounting applications.

## Features

- 740 sq inches of component mounting surface
- Powder coated steel construction
- Lockable and reversible door
- Surface and recess mounting options

## General Specifications

Construction: 16ga steel  
Finish:  
Enclosure: Black powder coat  
Back Plate: White powder coat

## Dimensions:

Enclosure: 51.38"(1305mm)H x 18.00"(457mm)W x 5.75"(146mm)D  
Back Plate (Mounting Surface): 49.35" (1253mm)H x 15.00"(381mm)W  
Interior Depth: 5.00"(127mm)D  
Door Surface Mount: 51.63"(1311mm)H x 18.08"(459mm)W  
Door Recessed (Flush): 52.88"(1343mm)H x 19.58"(497mm)W  
Recessed door incorporates 0.75"(20mm) flange around the enclosure's perimeter

Weight: 60lbs(27kg)

Mounting: Surface or recess mounted

Operating Environment: Type 1 (dry / indoor environment)

## Certifications

UL Listed, UL508A, US/Canada

## Warranty


Two (2) year limited manufacturer warranty from date of shipment (extended warranty optional)

# Control Panel 52


www.BRTint.com : 800-241-9173 Blue Ridge Technologies® © 2014 Blue Ridge Technologies International, LLC All Rights Reserved. CP52-DS-V14.05

Data Sheet : Catalog Page 99


## Enclosure / Backplate Dimensions



## Surface Mount Door Dimensions



## Recessed Mount Door Dimensions



## Ordering Information

Part Number	Description
CP52-S	Control Panel 52" Surface Mount
CP52-F	Control Panel 52" Recessed (Flush) Mount