

Overview

Capacitive Touch Stations (CTS) provide local occupant interface on the Satellite / Station Network. CTS are available in three versions; Channel On/Off, Channel Raise/Lower, and Preset, with several button layouts. The CTS interface features LED and audible chirp indication as well as schedule transition warnings. CTS fit decorator style wall plates, are gangable with other devices, and are available in four colors.

Features

Resides on Satellite / Station Network
Available Colors: Black, Grey, Light Almond, or White
Fits decorator style wall plates
Gang-able with other decorator style devices
Cleaning mode for wipe down without disturbing lights
Extended life cycle

- No moving switch parts
- LED indicator

Preset Station applicable on platforms w/dimming capable Controller Board only

General Specifications

Construction: Acrylic face, ABS/polycarbonate back box / mounting frame
Dimensions:

Station: 4.13"(105mm)H x 1.75"(44mm)W x 1.13"(29mm)D

Capacitive Touch Surface: 0.5"(13mm)H x 0.5"(13mm)W per button

Weight: 3oz (85g)

Mounting: Standard single gang or multi-gang switch box, (2) #6/32 screws (included), and Decorator style wall plate (not included)

Operating Environment: 32-125°F (0-50°C), 20-95%RH, non-condensing

Warranty

Two (2) year limited manufacturer warranty from date of shipment (extended warranty optional)

Low Voltage Specification

Power / Draw: 24VDC / 15mA per CTS

Satellite / Station Network Specifications

Protocol: CAN-bus

Maximum Unique Station Addresses: 6 on ZC Standard, 12 on ZC Extended, and 64 on RI / RP

Address: DIP switch selectable

Topology: Free topology, stars and t-taps allowed

Wire Requirement / Maximum Length: CL3P, 22AWG, 4 conductor, Unshielded / 500'(152m)

Network Termination: DIP switch

Station Specifications

Button Layout

Channel On/Off: 1, 2, 3, 4, and 6

Channel Raise/Lower: 3 (raise, lower, and On/Off), 6 (2 raise, 2 lower, and 2 On/Off)

Preset: 6 (preset 1, 2, 3, raise, lower, and On/Off), 6 (preset 1, 2, 3, 4, 5, and 6)

Button Operation

On/Off and Preset: Momentary On/Off

Raise/Lower: Press and hold for raise or lower

Indicator Operation (On/Off and Preset Buttons)

Audible Indication: Chirp when button is pressed

LED Status Indication: LED is on when associated lighting is on. LED is dimly lit when associated lighting is off providing locator light.

LED Schedule Transition Warning: Rapid blinking

Button Configuration

Button-channel links are stored in the Controller Board Configuration Database.

Default: Buttons have a default setting enabling basic function before system configuration.

Channel On/Off: Each button is linked to a Channel

Channel Raise/Lower: Each set of buttons is linked to a Channel

Preset: Each button is linked to Preset

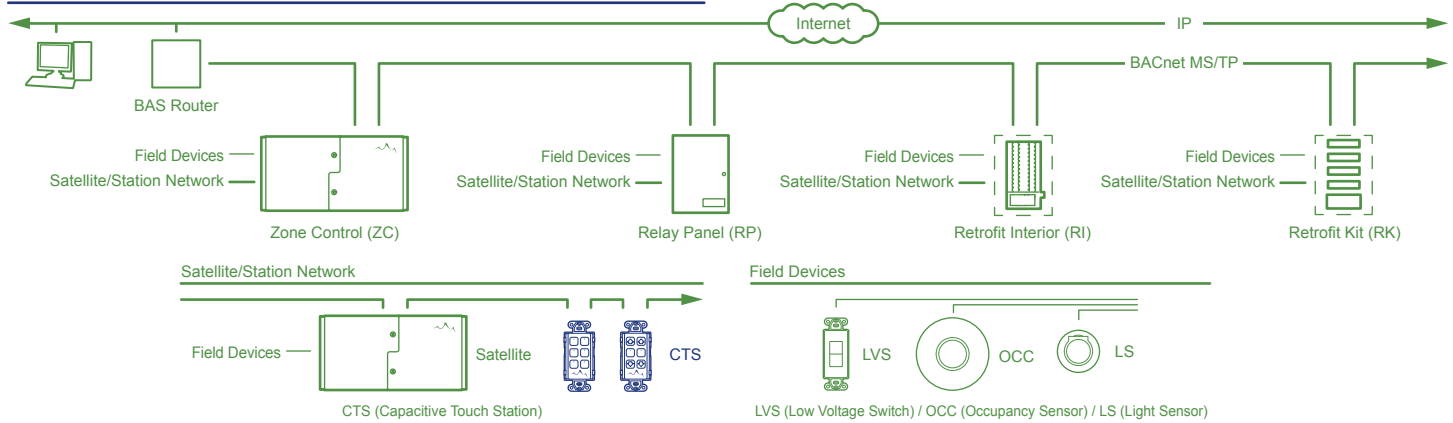
3-way / 4-way Operation: Requires CTS of same type and button layout. Accomplished by using same network address (may require additional power).

Capacitive Touch Station

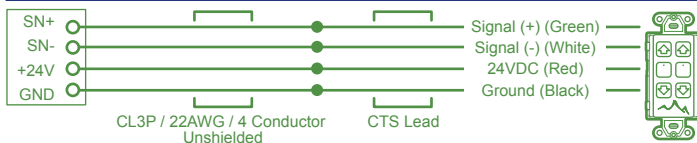
www.BRTint.com : 800-241-9173 Blue Ridge Technologies® © 2014 Blue Ridge Technologies International, LLC All Rights Reserved. CTS-DS-V14.05

Data Sheet : Catalog Page 65

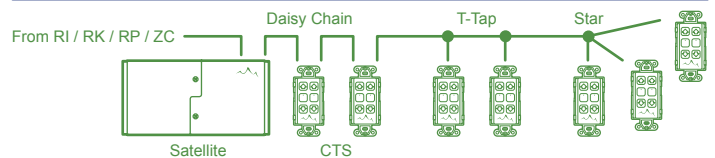
General Architecture



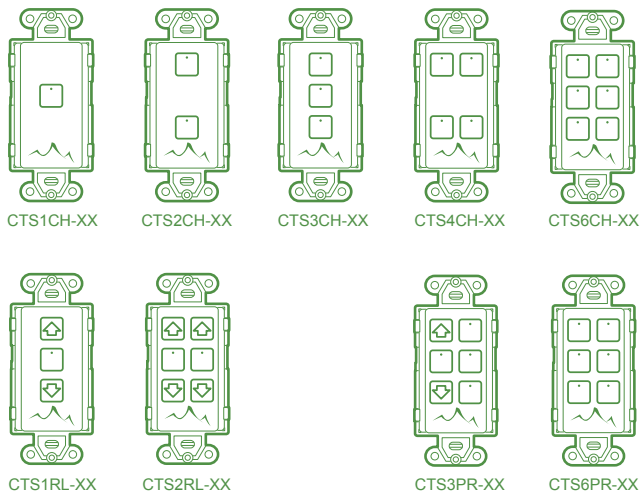
RI / RK / RP / ZC / Satellite Terminations



Satellite/Station Network Structure



Button Layout Options



Ordering Information

CTS X XX - XX

Channel or Preset Quantity

- X = 1 1 Channel (On-Off) or 1 Channel (Raise-Lower)
- 2 2 Channels (On-Off) or 2 Channels (Raise-Lower)
- 3 3 Channels (On-Off) or 3 Presets
- 4 4 Channels (On-Off)
- 6 6 Channels (On-Off) or 6 Presets

Station Configuration

- XX = CH Channel On-Off Station
- RL Raise-Lower Station
- PR Preset Station (platforms w/dimming capable Controller Board only)

Color Options

- XX = WH White



Custom colors including Black, Grey, and Light Almond are available contact Blue Ridge Technologies for details.