




*You in Control*


# MR-600 SERIES MANUAL OVERRIDE RELAYS

## PRODUCT DESCRIPTION

The MR-600 Series Relays offer SPDT 10 Amp contacts @ 120VAC and 7 Amp @ 24VDC with manual override capabilities by means of an integral "ON-AUTO-OFF" switch. The switch requires a 24VAC or 24VDC constant "supply" power source to energize the relay when the switch is in the "ON" position. With the switch in the "AUTO" position, the relay is allowed to operate as signalled by the controlling system via a separate "control" input at 24VAC or 24VDC, in the same polarity. With the switch in the "OFF" position the relay will not be energized.



Each relay position contains a red LED, which indicates the relay coil is energized. Relays may be "snapped apart" from standard 2, 4, or 8 position modules and are also available in the single position configuration. Relays are available with either mounting spacers, track mounting hardware, or mounted in enclosures. The "supply" power to each relay position is bussed on the printed wiring board via color coded jumpers, which permits "supply" power to be connected only once per multi-position module. These jumpers also allow position isolation or separation if cut.

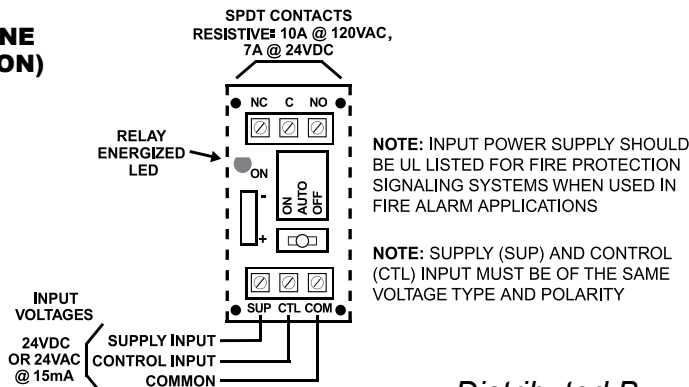


These devices are ideal for applications where local manual override controlled contacts are required for control of electrical loads or for general purpose switching. They are suitable for use with HVAC, Temperature Control, Fire Alarm, Security, Energy Management, and Lighting Control Systems.

## FEATURES

- ❖ Relays may be energized from a voltage source of 24VDC or 24VAC
- ❖ Each relay position contains a red LED, which illuminates when the coil is energized, providing a time saving device when checking an installed system – no metering is required
- ❖ Single, dual, or triple relay modules may be "snapped apart" from standard 2, 4, and 8 position masters
- ❖ Integral "ON-AUTO-OFF" switch for local manual control
- ❖ "/S" and "/T" versions UL Recognized Component,
- ❖ "/C" and "/C/R" versions UL listed
- ❖ Available in dust resistant enclosures with LED viewing port(s)
- ❖ "/C" and "/C/R" versions mounted in enclosures
- ❖ "/C/R" versions with red covers for NYC and other uses
- ❖ "/S" versions supplied with spacers for installation on standard back panels
- ❖ "/T" versions come complete with track mounting hardware which facilitates installation in standard cabinets
- ❖ "/T" versions are configured for an available optional DIN/"A" series rail mounting clip (TK-CL)

## WIRING (TYPICAL FOR ONE MODULE POSITION)



**UL** RECOGNIZED COMPONENT



**ME A ACCEPTED**

Air Products and Controls is  
a Brand of Apollo America  
25 Corporate Drive  
Auburn Hills, MI 48326  
(248) 332-3900 Phone  
(888) 332-2241 Toll free  
(248) 332-8807 Fax  
www.ap-c.com



Distributed By:



# PRODUCT SPECIFICATIONS

MODEL NUMBERS:	MODULE POSITIONS	CONTACT CONFIGURATION PER POSITION	SPACER MOUNTED H x W x D	TRACK MOUNTED H x W x D	ENCLOSURE MOUNTED H X W X D	COVER MATERIAL	UL* FILE S3403	MEA FILE 73-92-E	CSFM FILE 7300-1004
MR-601/S	1	SPDT	3.25" (83mm) 1.06" (27mm) 1.25" (32mm)				UOXX2		
MR-601/T	1	SPDT		3.50" (89mm) 2.00" (51mm) 1.375" (35mm)					
MR-601/C	1	SPDT			5.125" (131mm) 3.125" (80mm) 2.50" (64mm)	Grey ABS 94V-O Plastic	UOXX		:110
MR-601/C/R	1	SPDT				Red ABS 94V-O Plastic	UOXX2	Vol. 29	
MR-602/S	2	SPDT	3.25" (83mm) 2.125" (54mm) 1.25" (32mm)				UOXX2		
MR-602/T	2	SPDT		3.50" (89mm) 2.125" (54mm) 1.375" (35mm)					
MR-602/C	2	SPDT			5.125" (131mm) 3.125" (80mm) 2.50" (64mm)	Grey ABS 94V-O Plastic	UOXX		:110
MR-602/C/R	2	SPDT				Red ABS 94V-O Plastic	UOXX2	Vol. 29	
MR-604/S	4	SPDT	3.25" (83mm) 4.25" (108mm) 1.25" (32mm)				UOXX2		
MR-604/T	4	SPDT		3.50" (89mm) 4.25" (108mm) 1.375" (35mm)					
MR-604/C	4	SPDT			5.125" (131mm) 9.50" (242mm) 2.50" (64mm)	Plated 18ga CRS	UOXX		:110
MR-604/C/R	4	SPDT				Red 18ga CRS	UOXX2	Vol. 29	
MR-608/S	8	SPDT	3.25" (83mm) 8.50" (215mm) 1.25" (32mm)				UOXX2		
MR-608/T	8	SPDT		3.50" (89mm) 8.50" (215mm) 1.375" (35mm)					
MR-608/C	8	SPDT			5.125" (131mm) 9.50" (242mm) 2.50" (64mm)	Plated 18ga CRS	UOXX		:110
MR-608/C/R	8	SPDT				Red 18ga CRS	UOXX2	Vol. 29	

POWER REQUIREMENTS: Per Position: 24VAC or 24VDC @ 15mA

POLARIZED COIL INPUT(S): No

ENERGIZED LED INDICATOR: One red LED per module position

CONTACT RATINGS: Resistive load: 10A @ 120VAC; 7A @ 24VDC

CONTACT CONSTRUCTION: One dry form "C" SPDT per module position

AMBIENT TEMPERATURE: 32°F to 120°F (0°C to 49°C) @ 85% RH (@ 32°F), Non-Condensing, Non-Freezing

WIRING: Solid or stranded; #14 to #22 AWG terminals

/T VERSIONS: 3.5" wide, low profile plastic snap track provided with mounting screws

/S VERSIONS: Aluminum Spacers provided with #8 X 7/8" self tapping sheet metal screws

/C VERSIONS: Back Box: 18ga CRS, plated with 1/2" conduit knockouts top and bottom

\*UOXX (UL864)=Control Unit Accessories, System; 2=Component

**NOTICE:** The information contained in this document is intended only as a summary and is subject to change without notice. The products described have specific instructional/installation documentation, which covers various technical, approval, code, limitation and liability information. Copies of this documentation along with any general product warning and limitation documents, which also contain important information, are provided with the product and are also available from Air Products and Controls Inc. The information contained in all of these documents should be considered before specifying or using the products. Any example applications shown are subject to the most current enforced local/national codes, standards, approvals, certifications, and/or the authority having jurisdiction. All of these resources, as well as the specific manufacturer of any shown or mentioned related equipment, should be consulted prior to any implementation. For further information or assistance concerning the products, contact Air Products and Controls Inc. Air Products and Controls Inc. reserves the right to change any and all documentation without notice.