



**KIDS WHO MADE A  
DIFFERENCE**

**Curriculum Spring 2025**



# KIDS WHO MADE A DIFFERENCE

## Table of Contents

1

### **LESSON 1: MARY**

Lesson 1 Craft: 3D Angel

2

3

### **LESSON 2: JOSIAH**

Lesson 2 Craft: Maze of Truth

4

5

### **LESSON 3: MIRIAM**

Lesson 3 Craft: Bean Tambourine

6

7

### **LESSON 4: TIMOTHY**

Lesson 4 Craft: Hot Glue Designs

8

7

### **LESSON 5: JEREMIAH**

Lesson 5 Craft: Cup Phones

8

7

### **LESSON 6: DAVID**

Lesson 6 Craft: Paper Slingshot

8



# KIDS WHO MADE A DIFFERENCE

## Memory Verses

### Week 1

#### **ISAIAH 41:10a**

Do not be afraid, for I am with you. Do not be discouraged, for I am your God...

### Week 2

#### **2 TIMOTHY 3:16**

All scripture is inspired by God and is useful to teach us what is true and make us realize what is wrong in our lives.

### Week 3

#### **HEBREWS 4:13a**

Nothing in all creation is hidden from God...

### Week 4

#### **1 TIMOTHY 4:12**

Don't let anyone think less of you because you are young. Be an example to all believers in what you say, in the way you live, in your love, your faith, and your purity.

### Week 5

#### **EXODUS 4:11**

Then the Lord asked Moses, "Who makes a person's mouth? Who decides whether people speak or do not speak, hear or do not hear, see or do not see? Is It not I, the Lord?"

### Week 6

#### **ISAIAH 41:10**

Do not be afraid, for I am with you. Do not be discouraged, for I am your God. I will strengthen you and help you. I will hold you up with my victorious right hand.



# KIDS WHO MADE A DIFFERENCE

## Lesson 1: Mary

Passage

Main Point

Intro

Supporting Points

Antithesis

Application

Discussion

### LUKE 1:28-33, 38, 45

Mary said "yes" to God because she knew He would come through on His promises.

God loves to use people of all backgrounds and ages to make an impact for Him, so we are going to learn about some example from the Bible. The first "kid" we'll be talking about is Mary, the mother of Jesus!

### CONTEXT

Mary was probably only a young teenager when this happened (~12-14 years old)! Being pregnant but not married would mean that people around her would look down on her in shame, but she still chose to say yes to God and trust him with her situation.

### WHAT DO WE LEARN?

- This would have been a scary step for Mary to take that was outside of the plan she had of what her own life would look like. God asked her to take that scary step and trust him with her life, even if it looked different from what she planned for herself.
  - She did this because she knew that God would come through on His promises (v32-33, 45)
  - God is *faithful* and *trustworthy*
- Mary being willing to say "yes" changed the course of human history because that baby was the Savior of the world!

Turning down opportunities to say "yes" to God out of fear.

We can trust God to take care of us when we say "yes" to Him because He is faithful.

- Have you ever had a time where you said "yes" to God even though it scared you? What did that look like?
- Why is it good to sometimes do things that scare us?
- Why is it more important to focus on what God thinks of us than what other people think?
- What else can we learn about Mary's faith from this story?



# KIDS WHO MADE A DIFFERENCE

## Lesson 1: Mary

Craft

Meaning

Supplies

Instructions

Image

### 3D Angel

Gabriel the Angel was the one who told Mary about God's plan to bring Jesus the Savior through her. You are going to make your own angel!

Coffee filters, pipe cleaners, construction paper, colored pencils, scissors

1. Cut the coffee filter into 3 equal pieces and glue them point-in (see picture below), keeping the ends free of glue so that they pop off the page. Leave space for the head in the middle.
2. Cut out a circle for Gabriel's head and color it in. Glue the head as shown in the picture below.
3. Bend a small piece of pipe cleaner into a circle. Glue the pipe cleaner on top of the head to create a halo.
4. You now have a 3D Angel Gabriel!





# KIDS WHO MADE A DIFFERENCE

## Lesson 2: Josiah

Passage

**2 KINGS 22:1-2 & 23:1-3, 25**

Main Point

Josiah chose to live based on God's truth even though no one else around him was.

Intro

Josiah was made king during a time in Israel when there was a long line of kings who did not listen to God. When he discovers God's truth, it changes his own life, and the lives of the people around him!

Supporting Points

### CONTEXT

Josiah was only about 8 years old when he was crowned king. That's younger than you! He was the only one in a line of dozens of kings who chose to follow God's truth rather than go his own way.

- Israel had turned away from God's truth and were worshipping other gods. One day, Hilkiah is in the temple and finds The Book of the Law (God's instructions to Israel). he brings it to Josiah, who is torn up with sadness and anger that the kings before him had turned away from God. Josiah reads the Book out loud to all the people of Israel and promises to God that he will choose to follow Him, and not be like the kings that came before. Many of the people of Israel follow in his footsteps! Josiah goes around the whole country tearing down the altars that the Israelites had built to other gods.

### WHAT DO WE LEARN?

Even though the people before him chose to go their own way, Josiah chose to follow God's way.

- "Swimming upstream" = going against the what the crowds around you are doing if they are not going God's way.
- What made Josiah great? v23:25 -- Following after God with his whole heart.

Following along with the crowd rather than sticking up for what's true.

You can love God's truth no matter how you grew up or who you are around! Keep learning about what God says is true.

- What gave Josiah the courage to do something different than what the people around him were doing?
- You get to make your own choices about your decisions everyday. What would it look like for someone to choose to love God in their everyday life?
- We shouldn't *always* go against what the people around us. When are good times to "swim upstream"?
- What else can we learn about Josiah's faith from this?

Antithesis

Application

Discussion



# KIDS WHO MADE A DIFFERENCE

## Lesson 2: Josiah Kids' Theater

Props  
Instructions

Script

"Money," book, crown (use what you have at your location)

If you are a character, make sure that you read your lines when it is your turn. Act out what the narrator is saying your character is doing!

**NARRATOR:** JOSIAH was only 8 years old when he was crowned king. He was young, but He loved God and would make a big difference in the nation of Israel. One day, he told one of his friends, HILKIAH:

**JOSIAH:** Bring this money up to the temple so that we can rebuild it!  
(Hand money to HILKIAH)

**NARRATOR:** HILKIAH went up to the temple and found the old Book of the Law when he was there. This was God's instructions to Israel from many years before. When he came back from the temple, he told JOSIAH:

**HILKIAH:** Look what I found when I was in the temple! It is the Book of the Law, God's instructions to our ancestors! (Hand "book" to JOSIAH)

**NARRATOR:** JOSIAH read through the Book of the Law and when he understood that the kings before him had strayed away from God's truth, he pounded on the ground in anger and wailed with loud cries. Then, JOSIAH called together all of the people and read the words of the Book of the Law out loud to them. When he finished, he said:

**JOSIAH:** God, I love you with all of my heart. I will follow your instructions, unlike the kings who came before me. I will not bow down to any other god besides you because you are the One and Only God!

**NARRATOR:** And to this, ISRAEL said: "We want to do the same!"  
(Have AUDIENCE repeat this all together).

**NARRATOR:** So JOSIAH spent years tearing down the temples to other "gods" that the kings before him had set up in Israel. He is known to this day as a king who loved God with his whole heart and led the nation of Israel back to God's truth.





# KIDS WHO MADE A DIFFERENCE

## Lesson 2: Josiah

Craft

Meaning

Supplies

Instructions


Image

### Maze of Truth


When King Josiah discovered the Book of the Law, it changed the whole nation of Israel! Help Josiah make his way through the maze so that he can find the Book of the Law.

Maze print out, writing utensil, blank paper if desired

1. Try to complete the maze so that you can help King Josiah find the Book of the Law!
2. If you finish, try making your own maze and have a friend complete it!









# KIDS WHO MADE A DIFFERENCE

## Lesson 3: Miriam

Passage

Main Point

Intro

Supporting Points

Antithesis

Application

Discussion

### EXODUS 2:1-10

Miriam saw the "big picture" of God's plan instead of being discouraged by the circumstances around her.

You may have heard about Moses in the Bible, but have you ever payed special attention to his sister, Miriam? She is another kid in the Bible who made a big difference!

### CONTEXT

Pharoah made the command that all the Hebrew baby boys should be thrown in the Nile River. Moses' mother chose not to listen and to keep Moses alive anyway. Miriam, Moses' sister, is right there with her mom helping out and keeping watch over Moses while he is laying in a basket in the reeds.

### WHAT DO WE LEARN?

Have you ever looked at only a small part of a picture? When you do this, you usually can't tell what the picture is of. It is only when you zoom out so that you can see the whole thing that you can understand what the "bigger picture" is.

- Rather than being discouraged about what was happening right now, she knew that God had a bigger plan He was working on behind the scenes. She was willing to let God use her in whatever that plan might be.
  - God is *omniscient*: He knows everything that will happen forever in the past, in the present, and forever in the future.
- Eventually, when God brings Israel out of Egypt and through the Red Sea, Miriam is right there with Moses praising God! (Exodus 15) Her faith in God was special because she was able to see through scary circumstances now in order to have hope for the future.

Choosing to focus on our situation rather than on God in the middle of it (Ex. Matthew 14: Peter walking on water).

Remember that God knows what has happened, is happening, and will happen. He is bigger the situation you're in!

- Describe a time you've gone through a hard situation with help and one without help. Which one felt more difficult? The one that you went through alone, or the one where you had help?
- Why would it be helpful to remember that God already knows everything that will happen?
- What is a scary situation that you've been in before? If you let God into that situation, what was it like?
- What else can we learn about Miriam's faith from this?



# KIDS WHO MADE A DIFFERENCE

## Lesson 3: Miriam

Craft

Meaning

Supplies

Instructions

Image

### Bean Tambourine

When God led Israel through the Red Sea, Miriam led the people in singing and dancing with her tambourine. Today, you are going to make one of your own!

Paper plates, beads, beans, stapler, yarn, colored pencils or markers

1. Put a couple of beans on one paper plate. You only need 10-20 beans.
2. Put another paper plate on top of the first one and staple together.
3. Decorate your tambourine with colors and yarn!
4. You now have your very own tambourine!

TIP: Try dangling some yarn off the edges and stapling it to the paper plate for an extra design!





# KIDS WHO MADE A DIFFERENCE

## Lesson 4: Timothy

### Passage

### 1 Timothy 4:12

### Main Point

Timothy got to be an example in his character even though he was young!

### Intro

It can be easy to think that only adults or people in charge are role models, but we learn from Timothy's life that God can use anyone to be a role model to others!

### Supporting Points

#### CONTEXT

Timothy was probably a teenager when he started a relationship with God and began doing Christian work with Paul when he was just a kid! He seems to be a guy that is fearful and nervous, and yet Paul had put him in charge of one of the largest churches at the time! These are Paul's words to Timothy when he is instructing him on how to run this church.

#### WHAT DO WE LEARN?

Growing in godly character = growing in the fruits of the Spirit (Galatians 5:22-23).

- Don't let anyone look down on you: Especially not because of your age. Timothy shouldn't let people's opinions of him bother him.
- Be an example: It's easy to think that only grown ups or people in charge can be a role model/example to others. But God can use anyone, no matter their age!
- Speech, conduct, love: Paul is saying to Timothy, "When people watch the way you interact with others, would they know that you love Jesus?"

### Antithesis

Believing that God can only use you when you are older, rather than believing that there are ways God wants to use you right now!

### Application

Think about ways that God can use you as role model to show His love to the people around you.

### Discussion

- Who are your role models?
- Why is it scary to be a role model? Why is it exciting?
- What does God think about you? How does He view you?
- If you looked at someone's life, what things would you see that would show you that they love Jesus?
- What are ways that you can be a role model to the people around you?



# KIDS WHO MADE A DIFFERENCE

## Lesson 4: Timothy

Craft

Meaning

Supplies

Instructions

Image

### Hot Glue Designs

Just like role models make an "imprint" that lasts in people's lives, we are going to imprint a fun design onto paper!

Cardboard or cardstock, paper, scissors, hot glue gun, crayons or colored pencils

1. Cut out the cardstock/cardboard to the size that you want.
2. Use the hot glue gun to draw the design that you want on your template.
3. Let hot glue cool.
4. Place a piece of paper over the template.
5. Rub a crayon or colored pencil across the area of the template and watch the design appear!

TIP: You can also go outside and find pieces of grass, small sticks, or leaves to use for your design instead of a hot glue template.





# KIDS WHO MADE A DIFFERENCE

## Lesson 5: Jeremiah

### Passage

### **JEREMIAH 1:4-9, 17, 19**

### Main Point

Jeremiah shared God with the people around him even though he didn't know how they would respond.

### Intro

Jeremiah is an example of a "kid" in the Bible who chose to be brave and share God with the people around him, even though he knew no one would listen!

### Supporting Points

#### **CONTEXT**

Jeremiah was very young (v6). Probably a teenager. God made him a prophet, a person to speak on behalf of God to the people of Israel. But, God promised Jeremiah that no one would listen to him when he spoke about God's truth.

- This would be a similar feeling to if your teacher told you that you were going to be in charge of teaching the math lesson tomorrow, but no one was going to listen to you! It would have felt very discouraging at first.

#### **WHAT DO WE LEARN?**

- Jeremiah still shared God with the people because he knew that God was with him and that it was what God asked him to do.
- God gave Jeremiah exactly what he needed to follow through on what He asked (v9).
- Since Jeremiah still chose to speak for God to the people around him, we have his words written down for us to read thousands of years later. Many people have read those words and have been led to God because of them.

### Antithesis

Shrinking away from sharing God with people because you are afraid they won't listen.

### Application

Learn more about ways that God has come through for people even when it was scary! You can ask God for courage when you feel afraid to do something.

### Discussion

- Have you ever had a time when you feel like no one listened to you? How did you feel?
- How do you think Jeremiah felt when God told him that no one would listen?
- Why would Jeremiah still choose to speak for God even though he knew no one would listen?
- How does God come through for us in hard times?
- What else can we learn about Jeremiah's faith from this?





# KIDS WHO MADE A DIFFERENCE

## Lesson 5: Jeremiah

Craft

Meaning

Supplies

Instructions

Image

### Cup Phones

God told Jeremiah that no one in Israel would listen what he had to say about God. Today we are going to make a cup phone so that you can practice listening closely to your friends!

2 paper cups, long piece of string, sharpened pencil,

1. Use the tip of the pencil to poke a small hole in the bottom of each of the two cups.
2. Thread the string through the hole of one cup.
3. Tie a knot in the yarn on the inside of the cup to keep it in place.
4. Repeat steps 2-3 with the other side of the yarn on the second cup.
5. In order to use the Cup Phones, the yarn has to be pulled tight.
6. Stand far away from each other and have one person whisper into the cup phone while the other person holds it to their ear.
7. Enjoy your new Cup Phone!







# KIDS WHO MADE A DIFFERENCE

## Lesson 6: David

Passage

Main Point

Intro

Supporting Points

Antithesis

Application

Discussion

### 1 SAMUEL 17:32-37

David was confident that God would use him in the situation he was in rather than comparing himself to his brothers.

You may have heard the story of David and Goliath before, but maybe you've never heard that he almost didn't get the chance to fight Goliath! He was a very young man when this happened.

### CONTEXT

The Philistine army had come and challenged the Israelites to a one-on-one battle. Goliath, a giant champion fighter, was challenging Israelite fighters left and right, but no one wanted to fight him because they were terrified. David's father and brothers went out to fight, but David was stuck at home tending to the sheep. One day, David follows his brothers out to battle and learns about Goliath's challenges to the Israelites.

### WHAT DO WE LEARN?

- David could have been angry with his brothers for having the chance to fight while he was stuck at home, but instead he trusts that God can use anybody, no matter how old they are, and steps forward.
- He points back to a time in the past that God came through and protected him from the lion (v36-37).
- Also, when he's fighting Goliath, he points to God as the reason he is able to fight. This is because he knows God is powerful. David gives God the credit for being the one who used him to defeat Goliath.

Comparing yourself to people around you ("God can't work through me because I'm not as \_\_\_\_\_ as this other person.")

Think about ways that you tend to compare yourself to others. Learn more about what God says about his love for you and desire to work through you.

- Have you ever heard this story about David and Goliath before? What do you remember?
- What are ways that God has provided for you in the past?
- How would remembering the ways God has provided help you help you feel brave when you do things that are scary?
- What are you good at? How can God use these strengths to show people His love?



# KIDS WHO MADE A DIFFERENCE

## Lesson 6: David

Craft

Meaning

Supplies

Instructions

Image


### Paper Slingshot

David used only a slingshot and a few stones to defeat Goliath. Today, we are going to make our own paper slingshot!

Paper, slingshot template, rubber band, tape

1. Follow the Instructions printed on the slingshot template!
2. If you get stuck, you can have a TNT volunteer help you pull up this video: <https://youtu.be/YJDQPk5jCgw>

TIP: You can fold up little pieces of paper to make slingshot ammo!



2. Fold on the black dotted line, bringing the edge in to the blue line, then fold that in to green line. (folding this half of the paper into thirds)



1. Cut here, only the thick line

1. Cut there

2. Fold on the black dotted line, bringing the edge in to the blue line, then fold that in to green line. (folding this half of the paper into thirds)

3. Fold this flap in,  
along dotted line

3. Fold this flap in,  
along dotted line

4. Fold on the solid line, bringing the two halves of the paper together. (solid line on outside.)
5. Then, fold the whole bundle of paper in half lengthwise, these instructions on the inside.
6. Open it up, and put the rubber band in the crease of the short side. Fold it back together.
7. Fold in half end to end. Crease it. Open to make a V-shape. Squash the bottom to make a Y shape. The rubber band's across the top.
8. Optional. Tape folded edges closed. Tape the "handle" part of the Y so it stays together easily.