



ROMANS

Curriculum Summer 2024



ROMANS

Table of Contents

1	LESSON 1: THE PROBLEM OF SIN
2-3	Lesson 1 Craft: Straw Rockets
4	LESSON 2: GOD'S SOLUTION TO SIN
5-6	Lesson 2 Craft: Yarn Cross
7	LESSON 3: REJOICE!
8	Lesson 3 Craft: Reed Instrument
9	LESSON 4: GOD'S CHILDREN
10	Lesson 4 Craft: Envelope House
11	LESSON 5: A CHANGED MIND
12	Lesson 5 Craft: Climbing Critter
13	LESSON 6: GOD'S FAMILY
14-15	Lesson 6 Craft: 3D Paper House
16	LESSON 7: REVENGE VS. FORGIVENESS
17	Lesson 7 Craft: Propeller
18	LESSON 8: AUTHORITY
19	Lesson 8 Craft: Paper Flier



ROMANS

Memory Verses

Week 1

ROMANS 3:20

For no one can ever be made right with God by doing what the law commands. The law simply shows us how sinful we are.

Week 2

ROMANS 3:22

We are made right with God by placing our faith in Jesus Christ. And this is true for everyone who believes, no matter who we are.

Week 3

ROMANS 5:2

Because of our faith, Christ has brought us into this place of undeserved privilege where we now stand, and we confidently and joyfully look forward to sharing God's glory.

Week 4

ROMANS 8:28

And we know that God causes everything to work together for the good of those who love God and are called according to his purpose for them.

Week 5

ROMANS 12:2

Don't copy the behavior and customs of this world, but let God transform you into a new person by changing the way you think. Then you will learn to know God's will for you, which is good and pleasing and perfect.

Week 6

ROMANS 12:4-5

Just as our bodies have many parts and each part has a special function, so it is with Christ's body. We are many parts of one body, and we all belong to each other.

Week 7

ROMANS 12:18

Do all that you can to live in peace with everyone.

Week 8

ROMANS 13:1

Everyone must submit to governing authorities. For all authority comes from God, and those in positions of authority have been placed there by God.



ROMANS

Lesson 1: The Problem of Sin

Passage

ROMANS 1:1-3:20 (SEE 1:25, 2:1, 2:15-16, 3:20)

Main Point

Everyone needs God's forgiveness, no matter who you are!

Intro

Paul is writing a letter to a church he doesn't know. He wants to make sure they know everything they need to know to follow God! He starts off with the bad news about sin.

Supporting Points

WHAT'S THE PROBLEM WITH SIN?

Sin = anything that goes against what God says is right or good

- Includes actions, thoughts, motives, etc.

Sin is a problem because it hurts other people, and ultimately hurts God.

- We can't do enough good things (or follow the rules well enough) to erase the bad things. That doesn't work! (Romans 3:20).

God is perfect, and he can't relate with sinful people. This is the bad news.

But there is good news! Jesus can remove our sins from us. (Romans 6:23)

WHAT DOES THIS MEAN FOR ME?

1. We need Jesus to forgive our sins!
2. We shouldn't be judgmental because we ALL mess up sometimes! (Romans 2:1)
 - If a friend hurts us, we should be patient and forgive them
 - We shouldn't do things like gossip about the bad things other people have done

Thinking that you don't mess up or are good enough to earn God's forgiveness, being judgmental of others when they mess up

Learn more about God's amazing gift of forgiveness; instead of judging people when they do something wrong, remind them of God's forgiveness

- What is "the gospel"? Can you explain it?
- Who do you think the gospel is for? (*Hint: It's for everyone*)
- Who is the best person you know? Are they perfect?
- What would happen to your friendships if you were always judgmental of them when they mess up?
- How does the bad news (about our sin) make the good news (about God's forgiveness) so much better?

Antithesis

Application

Discussion



ROMANS

Lesson 1: The Problem of Sin

Craft

Meaning

Supplies

Instructions

Image

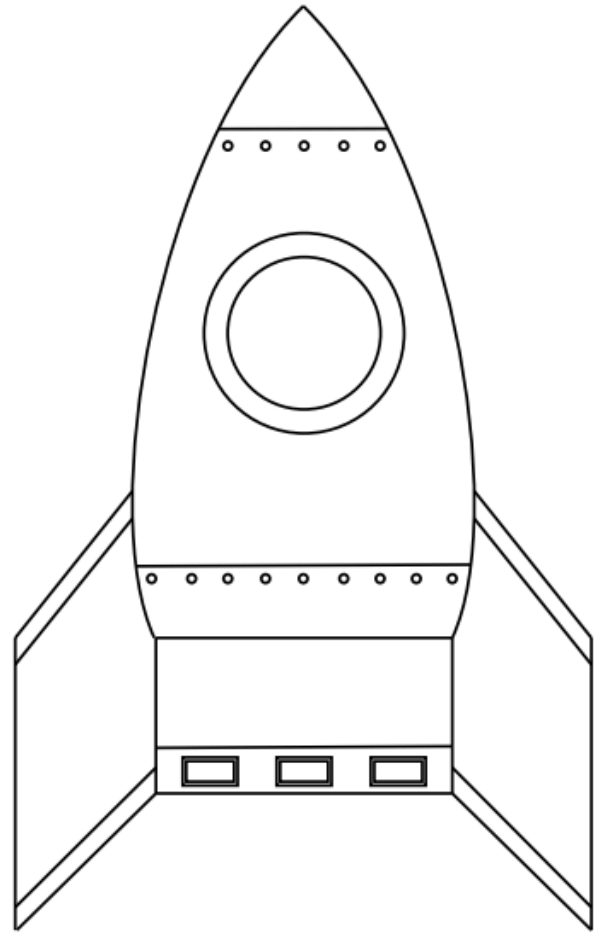
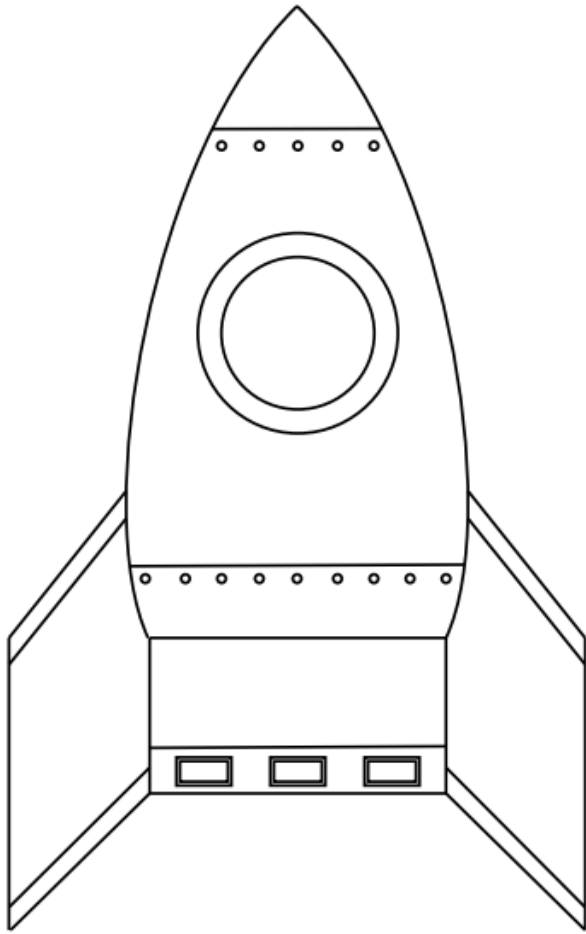
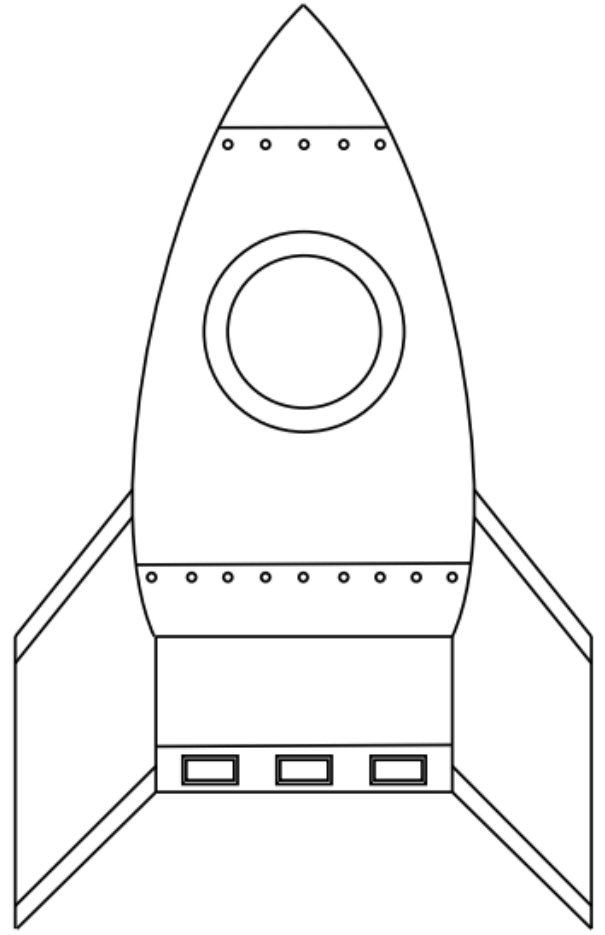
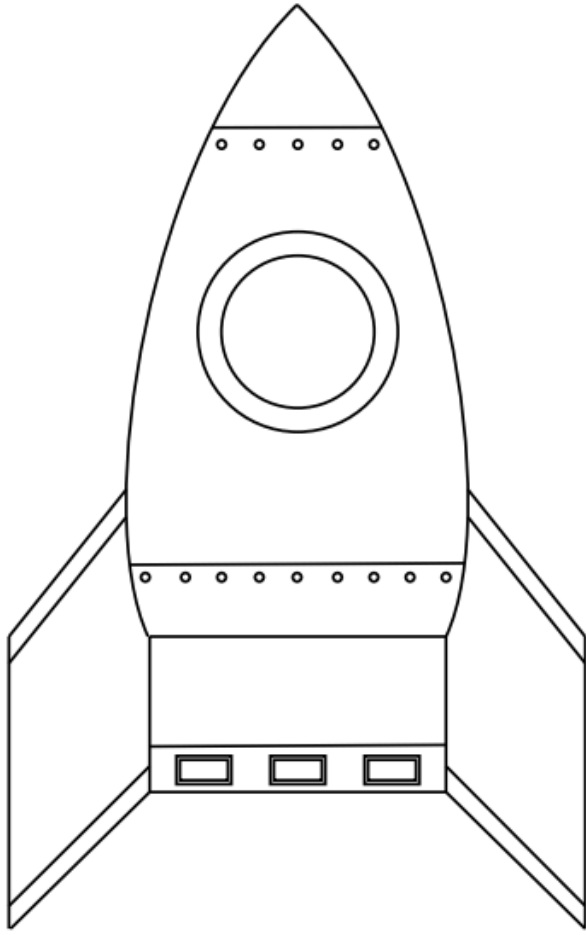
STRAW ROCKETS

God's forgiveness is "out of this world" fantastic!

Straws (2 sizes of different diameters), tape, drawing supplies, scissors, rocket printout

1. Color your rocket
2. Cut the larger straw to fit the length of the rocket and tape one end shut so it's completely sealed
3. Attach the larger straw to your rocket with tape
4. Slip the smaller straw into the larger straw, and you're ready to launch!
5. Give your straw a big puff of air, and watch it take off!







ROMANS

Lesson 2: God's Solution to Sin

Passage

ROMANS 3:21-31

Main Point

God sent Jesus to be the solution for our sins!

Intro

Last week we learned about the bad news that everyone starts out separated from God because of sin. This week, we're going to learn about God's solution to sin!

Supporting Points

WHAT DID GOD DO ABOUT SIN?

Everyone starts out separated from God because of sin (last week) (Romans 3:23)

God didn't want sin to separate Him and us.

Instead, He wants a relationship with us because he loves us!

His solution to sin = Jesus

HOW IS JESUS THE SOLUTION?

Jesus lived a perfect life and didn't deserve to die. Yet, he died on the cross for our sins.

- On the cross, Christ took everything bad about me, and put it on himself, and he took everything good about himself and put it on me.

All we have to do is *believe* and *ask* (Romans 3:25)

Since we didn't do anything to deserve forgiveness, we can't brag (Romans 3:27)

Antithesis

Bragging, thinking that you deserve God's forgiveness

Application

Believe in Jesus and let him pay for your sins, remember that you don't have to earn God's forgiveness, don't brag about how good you are

Discussion

- How would you explain to a friend why God sent Jesus to the earth?
- Do you think that you have to earn God's forgiveness by being a good person?
- How would someone act if they thought they had to earn God's forgiveness?
- How would someone act if they believed that they had God's forgiveness already?
- On the cross, Christ took everything bad about me, and put it on himself, and he took everything good about himself and put it on me. How might understanding this change how we view ourselves?



ROMANS

Lesson 2: God's Solution to Sin

Craft
Meaning
Supplies
Instructions

YARN CROSS


God's solution to sin was to send Jesus Christ to earth to die on the cross.

Cross template, paper plate, yarn, pencil, tape, coloring utensils, scissors, hole punch

1. Color the paper plate
2. Cut out the cross and trace it in the middle of the painted paper plate
3. Use a hole punch to make holes along the four ends of the cross (as shown on the template)
4. Cut a long strand of yarn and tape the end to the back of the paper plate
5. Start threading the yarn through the holes in the paper plate however you want. Keep threading until you reach the end of your yarn.
6. Secure the end of the yarn to the back of the paper plate with tape.

Image







ROMANS

Lesson 3: Rejoice!

Passage

Main Point

Intro

Supporting Points

Antithesis

Application

Discussion

ROMANS 5:1-11

Rejoice in your relationship with God!

Over the past 2 weeks we learned that we can have our sins forgiven because of Jesus' death of the cross. This means that we have a lot to rejoice in! **Today we will talk about 4 reasons why we can rejoice.**

REASON 1: HEAVEN (Romans 5:2, sharing God's glory)

Once we start a relationship with God, we know we're going to heaven after we die. In heaven we'll be with God and our friends forever. This is something really exciting!

REASON 2: GROWTH THROUGH SUFFERING (Romans 5:3-5)

God says that when we follow Him, our suffering doesn't have to be meaningless. Instead, suffering can grow us into stronger people (perseverance, character, hope)

REASON 3: UNCONDITIONAL LOVE (Romans 5:6-9)

Even though we were God's enemies, Christ died for us (Romans 5:8). Because of this, we have assurance that no matter what we do wrong, God still loves us!

REASON 4: RELATIONSHIP WITH GOD (Romans 5:11)

Not only does God give us unconditional love, but we can actually relate with Him as His son or daughter. God can be our best friend!

Being ungrateful, missing out on the opportunity to rejoice and thank God for the awesome relationship He's given us

Thank God for one of these 4 reasons this week, brainstorm other awesome things about God that we can rejoice in

- What is there to rejoice in about heaven? What are you excited for?
- Have you ever grown from a difficult experience in your life? What was that like?
- Have you ever thought about God as your friend? What qualities does God have that could make Him a good friend?
- What are 3 things you're grateful for today?
- How can you remember to rejoice in God this week?



ROMANS

Lesson 3: Rejoice!

Craft

Meaning

Supplies

Instructions


Image

REED INSTRUMENT

Music and rejoicing go together!

Straws, scissors

1. Flatten the end of a straw with your teeth
2. Cut the end into a triangle so there are 2 "reeds." They should be close but not touching.
3. To play the instrument, blow through the straw with the reeds past your lips and teeth so they are free to vibrate. Make sure not to crush the straw.
4. You can change the pitch by blowing harder or softer. You can also modify the instrument to get a range of pitches (shorter for higher pitch, add a second straw for a slide trombone effect, or make finger holes like a recorder).





ROMANS

Lesson 4: God's Children

Passage

Main Point

Intro

Supporting
Points

Antithesis

Application

Discussion

ROMANS 8

God has adopted us, so we should act like God's children!

So far in Romans we've learned about how God provided a solution to sin so we can have a relationship with Him. Everyone who has a relationship with God is his child. Today we're going to learn about what it means to be God's child.

GOD'S CHILDREN ARE SECURE

Romans 8:1 says "there is no condemnation for those who belong to Christ Jesus" This means that we will children of God will rejected by God. We are secure forever!

GOD'S CHILDREN ARE FREE FROM SIN

Before we become God's children, we have no choice but to sin. This destroys our life. Once we become God's children, we can live differently. (Romans 8:9)

- We can finally focus on other people, be open about our problems, etc.

GOD WORKS FOR THE GOOD OF HIS CHILDREN

God has his kid's backs! We don't have to be scared of anything because "in all things God works for the good of those who love him" (Romans 8:28)

This doesn't mean that everything will go perfectly for us all the time, but we know that God is watching over us and can bring good out of ANY situation.

God gave us his son! Why wouldn't he give us every other good thing? (Romans 8:32)

Thinking that God doesn't love you, living as an orphan instead of a beloved child, feeling insecure or beaten down by circumstances, living like the rest of the world

Learn about God's love for you! When you're feeling insecure, tempted to sin, or beaten down by difficult circumstances, remember these promises!

- How might someone act if they were an orphan? How might someone act if they had extremely wealthy and generous parents? (NOTE: Explain how this analogy relates to our adoption as God's child. We went from orphans to rich kids!)
- Have you ever seen God work something bad into good? What was that like?
- Has God ever been generous with you? What was that like?
- How might God's love for you cause you to be more loving towards others?
- As God's child we are also part of his family! How could you love someone in His family this week?



ROMANS

Lesson 4: God's Children

Craft

Meaning

Supplies

Instructions

Image

ENVELOPE HOUSE

Today we learned that we are God's children! We're going to make a house full of God's children.

Construction paper, envelope, coloring supplies, craft sticks, glue/tape

1. Glue an envelope, with the flap open, onto a piece of light blue construction paper
2. Add a door
3. Draw people on the craft sticks
4. Tuck the stick people into the envelope "house"





ROMANS

Lesson 5: A Changed Mind

Passage

Main Point

Intro

Supporting
Points

Antithesis

Application

Discussion

ROMANS 12:1-2

Be different from the rest of the world by letting God change your mind

Romans has been about how God wants an awesome relationship with us. This relationship means allowing God to change (or transform) your mind. This causes us to stand out!

THE WORLD'S VALUES

Most people think that money, fame, popularity, and comfort are most important

- Examples: commercials/ads, obsession with school/sports, celebrities, social media
- These values lead to selfishness and putting others down

GOD'S VALUES

God values are the complete opposite of the world's values!

God thinks that humility, sacrifice, and selflessness are most important

A CHANGED MIND

God wants us to be different than the world. The difference is in our minds!

- God wants us to think less about ourselves and more about others.
- When we do this, we will be able to know/live out God's will. His will is best!

Continuing to have the same values as others (caring more about school, sports, popularity, etc. than God), living your own will for your life instead of God's

Learn about what God values by reading the Bible, ask God to change your mind/values

- Think about commercials, celebrities, and social media. What kinds of things do they promote? Do they cause you to think more about other people, or yourself?
- Why do you think people value popularity or success? What does God say about these things?
- Why might someone with God's values stand out?
- What's scary about standing out for having God's values? What is cool about it?
- Why might it be best to follow God's will for your life instead of your own?



ROMANS

Lesson 5: A Changed Mind

Craft

Meaning

Supplies

Instructions


CLIMBING CRITTER

Just like God changes our minds little by little, this creature makes its way up the door step by step, little by little.

Yarn/String, plastic drinking straw, scissors, tape, pennies, pony beads, card stock, markers

1. Draw your critter on a piece of card stock. These look especially cute if you draw your animal as if you're looking down on it, that way it really looks like it's climbing. (Suggestions: turtle, butterfly, ladybug)
2. Cut out your critter
3. Flip it over and tape two straw pieces (cut in 1" pieces) in the middle. Tape a penny to the bottom, also (that little bit of extra weight will help your critter climb better).
4. Thread a 3' piece of yarn through the straws, so you have a loop at the top and ends hanging down. Tie a pony bead at the bottom of each end of the yarn so they don't slip back through the straws.
5. To make your critter climb, hang it from a door knob and pull the yarn tails. Pull the yarn to the sides, so they make contact with the inside of the straws. Experiment with different ways to make your critter climb.

Image





ROMANS

Lesson 6: God's Family

Passage

Main Point

Intro

Supporting
Points

Antithesis

Application

Discussion

ROMANS 12:4-10

God has given every one of his children a special role in his family.

2 weeks ago we talked about how we are all adopted as God's children. Today, we're going to talk about how each of God's children fits into his family and has a special gift or skill to share with everyone!

DO I BELONG?

Everyone who has a relationship with God is adopted by God and included in His family! Romans 12:5 says "we are many parts of one body, and we all belong to each other." To show that we belong, "God has given us different gifts for doing things well" (12:6) This means that God has made us especially good at something by his power.

WHY DOES GOD GIVE US GIFTS?

God doesn't give us gifts to make us look good, but to love other people better! See Romans 12:10. We should love others with genuine affection.

WHAT GIFT DID GOD GIVE ME?

Gifts in this passage include speaking for God, serving, teaching, encouraging, giving generously, leading, showing kindness

- There are more gifts than what's listed here! (i.e. hospitality, administration, etc.)
- Brainstorm your strengths and how you could use them to love someone else.

Thinking you don't belong in God's family, not using your gifts, using your gifts to make yourself look good instead of serving others

Think of strengths that you have (or ask a friend!) and then use that strength to love someone else!

- Have you ever used a skill or gift that you have to serve? What was that like?
- What things are your friends here at TNT good at? How might they use that to serve someone else?
- What would happen if everyone used their gifts to look cool instead of using them to serve each other?
- Have you ever felt like you didn't belong somewhere? How does that feel?
- How could you make sure that no one in this room feels like they don't belong in God's family?



ROMANS

Lesson 6: God's Family

Craft

Meaning

Supplies

Instructions

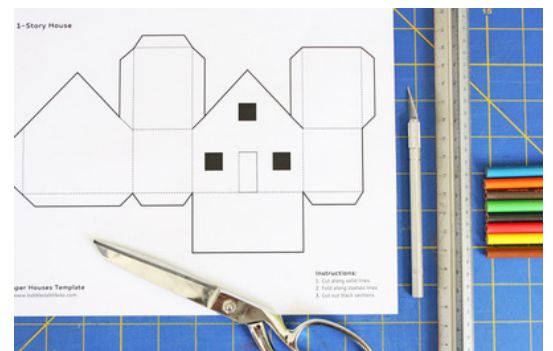
Image

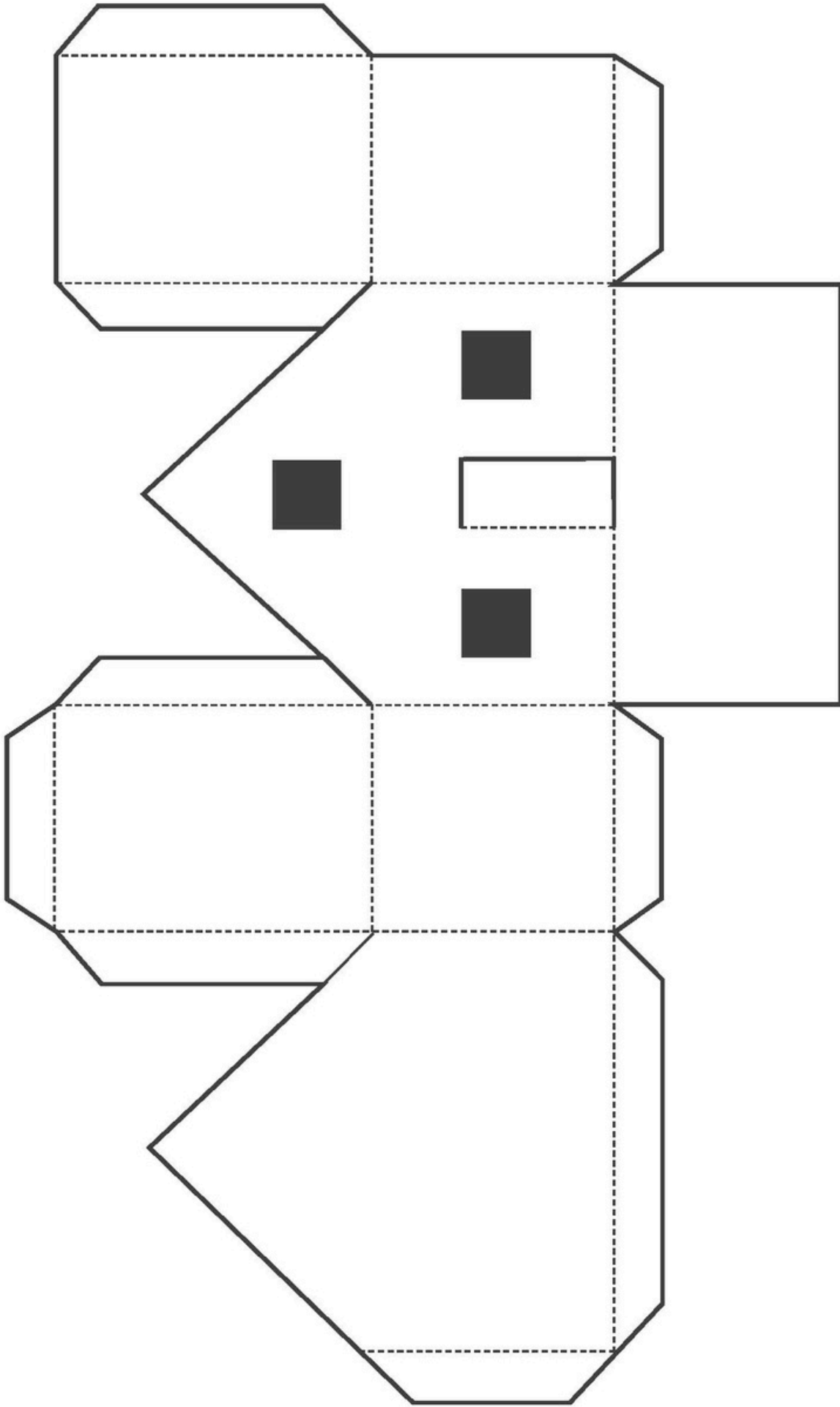
3D PAPER HOUSE

Today we learned about God's family. We're going to make a 3D paper house to remind us that we all belong to the same family.

House template, card stock, scissors, tape and/or glue stick, drawing supplies

1. Decorate the house while the template is uncut and flat
2. Using scissors, cut your template along the solid lines, and cut out the windows
3. Fold your template along the dotted lines
4. Tape or glue the tabs to the model
5. When everyone in the class is done, put your houses together to make a neighborhood!





Instructions:

1. Cut along solid lines
2. Fold along dashed lines
3. Cut out black sections



ROMANS

Lesson 7: Revenge vs. Forgiveness

Passage

Main Point

Intro

Supporting
Points

Antithesis

Application

Discussion

ROMANS 12:14-21

Instead of taking revenge, we should forgive others!

Last week we learned about how everyone who has a relationship with God is part of his family. As God's adopted children, we should live at peace with everyone and forgive!

WHAT IS REVENGE, AND WHY IS IT BAD?

When someone does something to hurt us, often we want to take revenge. Revenge is when we want to harm someone else because they hurt us first.

- Examples: silent treatment, gossiping about them behind their back, not being their friend anymore, saying mean things to their face, etc.
- Revenge (bitterness) doesn't just hurt the other person. It hurts us, too! When we hold onto anger, it causes us to feel angry at our other friends, too.

Revenge is wrong because God says "never pay back evil with more evil" (Romans 12:17) God says that he will take care of us, so we don't need to take revenge ourselves.

WHAT IS FORGIVENESS?

Instead, we should forgive and treat others with kindness, no matter if they hurt us. Forgiveness isn't saying your hurt doesn't matter, but it's deciding not to take revenge.

- Remember how much Jesus has forgiven you!
- God's love gives us the power to forgive

If we learn to forgive, then we can "live in peace with everyone."

Taking revenge when someone hurts you. refusing to forgive, holding onto bitterness

The next time someone hurts you, decide not to take revenge. Instead, forgive them and treat them with kindness instead. "Conquer evil by doing good." (Romans 12:21)

- What are some examples of ways that people take revenge on their friends?
- Why is it tempting to take revenge?
- What would happen if you always took revenge on your friends? Would you have very many friends after that?
- In what ways has God shown you that he cares for you? How might understanding this help us to forgive others?
- What would TNT (or school, home, sports teams, etc.) be like if everyone lived in peace with each other?



ROMANS

Lesson 7: Revenge vs. Forgiveness

Craft
Meaning
Supplies
Instructions

PROPELLER

Just like we need God's power to forgive other people, this propeller needs a power source to spin!

Thin cardboard, pliers, wire, scissors, pencil/pen, hole punch, ruler

Make the wire:

1. Cut a 24" piece of wire
2. Fold the wire in half, hold the sharp ends together with pliers, and twist the wires together with a pencil or pen
3. Make a couple of gentle bends in the middle of the wire
4. Bend the end with the sharp pieces around to make a handle, leaving a small loop at the other end (to prevent the propeller from falling off)

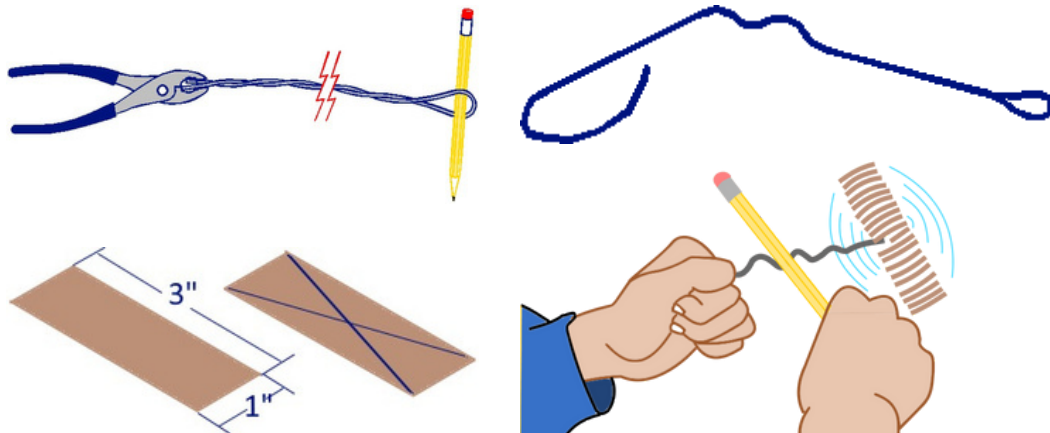
Make the propeller:

1. Cut a piece of thin cardboard that is about 1" by 3"
2. Draw an "X" corner to corner to find the exact center of the propeller
3. Hole punch a single hole in the center of the propeller
4. String the propeller onto the wire so it sits at the end with the loop

Try the propeller:

1. Hold a pen/pencil in your writing hand and the handle of the wire in your other hand
2. Rub the pencil over the bumps at about a 45 degree angle
3. It will take a few minutes, but once you have the hang of it you'll be able to make the propeller spin quickly!
4. Experiment, seeing what happens if you rub faster, slower, or at different angles. Can you get the propeller to spin backwards?

Image





ROMANS

Lesson 8: Authority

Passage

ROMANS 13:1-5

Main Point

Having authorities in our lives is actually good, and we should respect them.

Intro

Have you ever wished that you could just do whatever you wanted all the time? That would actually be bad because God has put authorities in our lives to help us.

Supporting Points

WHAT IS AN AUTHORITY?

An authority is someone who has the right to make rules/decisions for us to follow

- Examples: parents, teachers, TNT leaders

Authorities are placed in our lives by God for our good

- This doesn't mean that every authority figure is a good person, but that God created authority to be good. Without authorities, the world would be total chaos!
 - i.e. school without teachers, your house without parents

WHY SHOULD I FOLLOW AUTHORITIES?

Because God says we should follow authorities, and He is the ultimate authority!

- God the ultimate authority because he created us. He is also perfect and knows exactly what rules/decision are best for us.
- Rebellion against authorities is rebellion against God (13:2)

If we follow authorities, we will avoid punishment and keep our consciences clean (13:5)

If an authority tells you to do something the Bible says is wrong, refuse respectfully

Choose to do things my way instead of listening to authorities, ignore God's authority and the authorities he's put in your life to help you, rebellion

Antithesis

Learn more about God's perfect authority and the things he tells us are good for us, find ways throughout the week to be respectful to an authority in your life (parent, teacher, coach, TNT leader, etc.)

Application

Discussion

- Why is it hard to respect authorities sometimes?
- What would someone act like if they decided to be their own authority?
- Why do you think God tells us to follow authorities?
- What can you do if someone in authority is being mean, foolish, frustrating, etc.?
- Is it possible to show respect but still disobey? Why or why not? Give examples.
- Is it possible to obey but be disrespectful? Why or why not? Give examples.
- Why is God the perfect authority for us? What is he like?



ROMANS

Lesson 8: Authority

Craft
Meaning
Supplies
Instructions

Image

PAPER FLIER

When we respect authorities, we can "fly high" because they're able to help us!

Piece of cardstock, drinking straw, scissors, tape, ruler

1. Cut 2 strips of paper, one measuring 1" X 10" and the other 1" x 5"
2. Use tape to attach the two ends of the first strip of paper together to form a circle.
3. Repeat with the second strip.
4. Attach each paper circle to the ends of the straw.
5. Throw the flier just as you would a regular paper airplane. See how far it goes!
Experiment on how you can improve it.

