



# **WHO IS GOD?**

**Curriculum June 1 - July 20, 2025**



# WHO IS GOD?

## Table of Contents

<b>1</b>	<b>LESSON 1: INTRODUCTION</b>
<b>2</b>	Lesson 1 Craft: Bouncy Balls
<b>3</b>	<b>LESSON 2: LOVING</b>
<b>4</b>	Lesson 2 Craft: Hershey Kiss Gnome
<b>5</b>	<b>LESSON 3: JUST</b>
<b>6</b>	Lesson 3 Craft: God's Eye
<b>7</b>	<b>LESSON 4: UNCHANGING</b>
<b>8</b>	Lesson 4 Craft: Dragonfly Magnet
<b>9</b>	<b>LESSON 5: KNOWS EVERYTHING</b>
<b>10</b>	Lesson 5 Craft: Masquerade Masks
<b>11</b>	<b>LESSON 6: IN CHARGE</b>
<b>12</b>	Lesson 6 Craft: Pipe Cleaner Animals
<b>13</b>	<b>LESSON 7: HOLY</b>
<b>14</b>	Lesson 7 Craft: Tie Dye Coffee Filters
<b>15</b>	<b>LESSON 8: NEEDS NOTHING</b>
<b>16</b>	Lesson 8 Craft: Paper Beads



# WHO IS GOD?

## Memory Verses

### Week 1

#### **PSALM 34:5**

Those who look to Him for help will be radiant with joy; no shadow of shame will darken their faces.

### Week 2

#### **1 JOHN 3:1a**

See how very much our Father loves us, for he calls us his children, and that is what we are!

### Week 3

#### **DEUTERONOMY 32:4**

He is the Rock; his deeds are perfect. Everything he does is just and fair. He is a faithful God who does no wrong; how just and upright he is!

### Week 4

#### **JAMES 1:17**

Whatever is good and perfect is a gift coming down to us from God our Father, who created all the lights in the heavens. He never changes or casts a shifting shadow.

### Week 5

#### **PSALM 139:23-24**

Search me, O God, and know my heart; test me and know my anxious thoughts. Point out anything in me that offends you, and lead me along the path of everlasting life.

### Week 6

#### **JEREMIAH 32:17**

O Sovereign LORD! You made the heavens and earth by your strong hand and powerful arm. Nothing is too hard for you!

### Week 7

#### **ISAIAH 55:9**

For just as the heavens are higher than the earth, so My ways are higher than your ways and My thoughts higher than your thoughts.

### Week 8

#### **JOHN 1:4**

The Word gave life to everything that was created, and his life brought light to everyone.



# WHO IS GOD?

## Lesson 1: Introduction

Passage

Main Point

Intro

Supporting  
Points

Antithesis

Application

Discussion

### PSALM 105:1-6

Get to know God better because he is AMAZING!

Have you ever wondered what God is like? Well, in this series we're going to be talking about different qualities of God.

### KNOWING GOD

- You can become friends with God just like you become friends with another human.
- *Knowing* God is different from *growing* with God.
- Things that are true about God are his "attributes." These are qualities that tell us about what He is like.

### CHASING AFTER GOD

- v4 - "continually seek Him." This gives us a picture of someone who is chasing after God with everything they have.
  - We can do this because of who God is, not because we have to measure up to a certain standard to be loved by Him.
- God has so many qualities and Is ETERNAL, so there will always be new things to discover about Him!

Feeling like I already know a lot about God so there isn't much left to learn.

Make a goal to try to learn one new thing about God per week of this series, even if you feel like you already know a lot about Him!

- How do you become friends with someone?
- What makes someone a good friend?
- What are some of your qualities? (ex: brown eyes, tall, funny, etc)
- Why would knowing about what someone is like make it easier/harder to be friends with them?
- What are some reasons why it's important to know what God is like?



# WHO IS GOD?

## Lesson 1: Introduction

**Craft**

**Meaning**

**Supplies**

**Instructions**

**Image**

### BOUNCY BALLS

Just like it takes time and work to get to know God, it takes us time and working with the supplies here to make the bouncy ball. It's super cool to see the results of all that time and effort!

borax, Elmer's glue, food coloring, craft sticks, containers for mixing, tablespoon

1. Pour 1 tablespoon of glue into small container.
2. Add a couple drops of food coloring and mix using the craft stick.
3. Add 1 teaspoon of borax.
4. Wait 15 seconds.
5. Mix with a craft stick until it is too thick to stir anymore.
6. Knead and roll the ball in your hands. It will be sticky at first, but eventually will turn rubbery and dry.
7. Bounce and play!





# WHO IS GOD?

## Lesson 2: Loving

### Passage

#### ROMANS 8:35-39

### Main Point

God loves you (and every human) more than we could ever imagine!

### Intro

The first quality of God we are going to talk about is that He is: Loving!

### Supporting Points

#### GOD IS LOVING

- What does this mean? God always views us with compassion and acts with our best interest in mind.
  - He knows what's best for us (knows everything).
  - He can act on His love to do anything for us (all-powerful).

#### PROOF OF HIS LOVE

- Dying for us: John 3:16
  - Can you think of examples where people have sacrificed themselves for the good of someone else?

### Antithesis

The opposite of love isn't hate, it's indifference (not caring). God could have just not cared that we were separated from Him.

God requiring us to be perfect in order to know Him/be forgiven.

### Application

Do you trust that God loves ALL of you, even the parts that are embarrassing? Ask Him to help you believe this! Let God's love run through you out to other people.

### Discussion

- Has anyone ever sacrificed something for you? What was that like?
- What situations would it be helpful to remember God's love?
- Why is it important to understand God's love? What might happen if we didn't?
- What are some ways this week that we can choose to love the people around us?



# WHO IS GOD?

## Lesson 2: Loving

**Craft**

**Meaning**

**Supplies**

**Instructions**

**Image**

### HERSHEY KISS GNOME

This is an opportunity for you to show love to someone else-- make a couple of these and give them to other people.

Hershey kisses, felt, paper clips, wiggly eyes, dot stickers, scissors, glue, pen or marker

1. Cut a circle in a piece of felt.
2. Cut the circle into quarters.
3. To form a hat, run a thin line of glue along a straight edge of one felt quarter and press it to the other straight edge.
4. Use a paper clip to hold the edges in place.
5. When the glue is dry, remove the paper clip.
6. Glue the hat in place on the kiss, then glue on the eyes. (Tip: you won't need much glue for the eyes)
7. Allow the glue to dry.
8. Use a pen or a marker to write on a dot sticker and press it to the bottom of the kiss.
9. Give it to a friend!





# WHO IS GOD?

## Lesson 3: Just

### Passage

#### JOB 34:10-12

God is perfect and 100% good, therefore, He must judge sin and evil.

### Main Point

Today we are going to talk about a quality of God that can be a little tricky: Just!

### Intro

#### GOD IS JUST

### Supporting Points

- What does this mean? Justice gives back what is deserved and upholds what is fair and right.
  - God could not be perfectly good if He did not judge evil.
- We get our sense of moral right and wrong from God because He is perfect and just.
  - God's sense of right and wrong is different than ours. When we feel that something is wrong, it is usually because it hurts or is unfair to us. But God thinks about it differently than us. He can say what is right and wrong outside of how he feels about it.

### Antithesis

A "good" God wouldn't punish sin, He would be understanding. Everyone goes to heaven.

### Application

It's not our job to judge other people for the wrong things they do. God is the just judge and he will take care of that part. Think about if you are holding any grudges towards someone and consider forgiving them.

### Discussion

- Have you ever wanted to get someone back for how they hurt you? How did that go?
- What might be some of the negative results of trying to "get someone back"?
- How would knowing this quality about God help us to forgive those who hurt us?
- How would knowing that God has forgiven us help us to forgive others?





# WHO IS GOD?

## Lesson 3: Just

Craft

Meaning

Supplies

Instructions

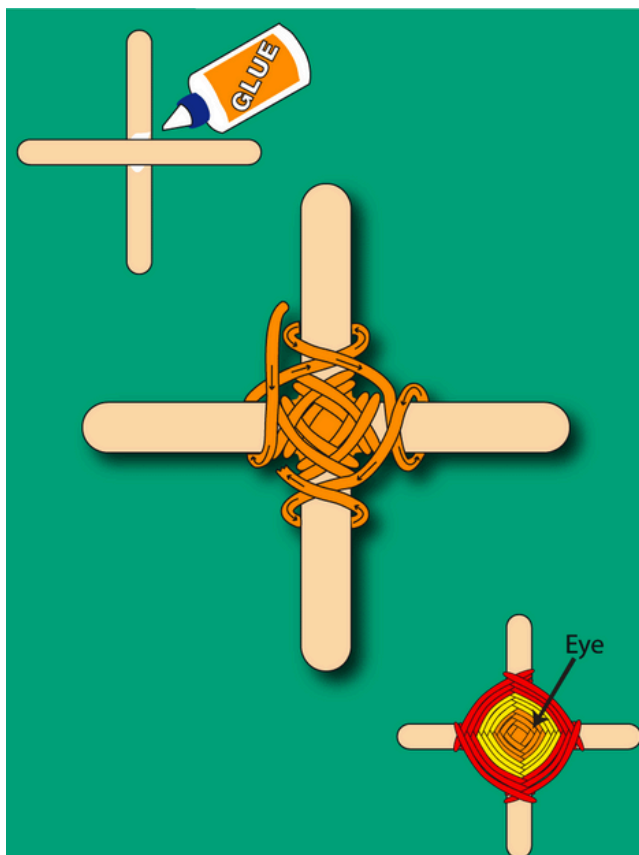
Image

### GOD'S EYE

This is a craft from the Huichol tribe of Mexico. They are called God's eyes because they represent that God sees and knows everything. Because he knows everything, he knows all of the good and bad things that we have done.

craft sticks, yarn, glue

1. Glue the two craft sticks together in a cross OR find two sticks outside that are about the same length.
2. Take one color of yarn and wrap it over and around one stick, then around the next and so on. Keep doing that until the color is used up.
3. Tie a different color string onto the the old one with a tight knot.
4. Repeat steps 2 & 3 until complete.
5. Take a piece of string for a hanger, cut it and tie or glue it to your God's Eye.





# WHO IS GOD?

## Lesson 4: Unchanging

### Passage

#### NUMBERS 23:19

We can count on God because he always tells us the truth and never changes his mind.

### Main Point

### Intro

We have been talking in this series about "Who Is God?" God is always consistent and truthful and, therefore, unchanging.

### Supporting Points

#### GOD IS UNCHANGING

- What does this mean? Who God is does not change based on his feelings or circumstances. The qualities about God that we know are true are *always* true (James 1:17).
  - He is Truthful: He always tells the truth and does not lie.
  - He doesn't forget His promises.
- God is not like the wind: always shifting and changing. He is described in the Bible as a rock (Psalm 18:2), firm and unchanging.

### Antithesis

Someone who always changes their mind or lies can't be relied on or trusted.

### Application

We can trust God's promises to us! We can trust He knows what's best for us and always tells the truth.

### Discussion

- Have you ever wanted to get someone back for how they hurt you? How did that go?
- What might be some of the negative results of trying to "get someone back"?
- How would knowing this quality about God help us to forgive those who hurt us?
- How would knowing that God has forgiven us help us to forgive others?



# WHO IS GOD?

## Lesson 4: Unchanging

**Craft**

**Meaning**

**Supplies**

**Instructions**

**Image**

### DRAGONFLY MAGNETS

Magnets are so cool! Magnets will always respond the same way to materials that are magnetic, just like God always does what he says he is going to do.

popsicle sticks, pipe cleaners, pom pom, small googly eyes, hot glue, magnets, markers or colored pencils

1. Take each of the two pipe cleaners and bend them to create a set of wings. You may want to twist them to hold them in place.
2. Get an adult's help to carefully hot glue the wings to the top of the popsicle stick.
3. Flip your popsicle stick over and glue a pom pom to the top for the dragonfly's head.
4. Get creative with decorating the body of the dragonfly with markers or colored pencils
5. Now glue two googly eyes to the pom pom to create the dragonfly's eyes.
6. Flip over your dragonfly and glue a magnet to the back so it can stick on the fridge.
7. Enjoy!





# WHO IS GOD?

## Lesson 5: Knows Everything

### Passage

**ISAIAH 40:28**

### Main Point

God knows all things that can or will happen.

### Intro

The Bible tells us that God knows everything. This quality of God is that He is All-knowing.

### Supporting Points

#### **GOD IS ALL-KNOWING**

- What does this mean? God knows all things actual or possible, all things that can happen and will happen.
- Examples: hiding something from your parents, but they find out anyways.

### Antithesis

Thinking that we know best, that our wisdom is better than God's so it's better for me to just do things my own way and ignore God's advice.

### Application

God knows everything about you and He still chose to forgive you. God knows everything in my life and everyone's lives, which means he knows what is best for everyone. When I don't know everything, and should ask God and others for advice.

### Discussion

- If you had the chance to ask God one question right now, what would you ask?
- What is the first thing you think of when I say, "God knows everything about you?"
- How does it make you feel to know that God knows everything about you and forgave you anyway?



# WHO IS GOD?

## Lesson 5: Knows Everything

**Craft**

**Meaning**

**Supplies**

**Instructions**

**Image**


### MASQUERADE MASKS

Many people try to pretend that they are different than they really are-- that they like or dislike certain things, that they didn't do something, etc. God can see behind all of our masks.

mask print out, straws, sequins, feathers, glue, other decorating supplies, scissors

1. Cut out your mask.
2. Decorate the masks using the supplies.







# WHO IS GOD?

## Lesson 6: In Charge

### Passage

#### PSALM 24:1-2

### Main Point

God is In Charge of everything.

### Intro

Today we are learning about another one of God's qualities. He is: In Charge.

### Supporting Points

#### GOD IS IN CHARGE

What does it mean? He is sovereign. This is a fancy word to describe that he is in charge of everything that happens in the universe.

- Similar to a king or President: they are In control over everything In their country. The difference is, a king or President aren't all-knowing like God).
- God's kingdom is the whole universe, so He is in charge of everything In the world.

### Antithesis

A god who is controlled by other things and can be manipulated by human wishes (Analogy: Marvel/Norse gods like Loki and Thor).

### Application

God is not controlled by us or our prayers, but He loves to hear from us and talk to us. We can talk to God/ask him for ANYTHING because He is in control of everything. We don't have to be overtaken by worry because God is in control.

### Discussion

- Why can it sometimes be hard to listen to the people who are in charge of us?
- God is the most powerful being of all time. How does this make you feel? (glad, protected, afraid, etc)
- What would it be like if God was in charge of everything, but was not loving?
- Why would remembering that God is in charge help us with our worry?





# WHO IS GOD?

## Lesson 6: In Charge

**Craft**

**Meaning**

**Supplies**

**Instructions**

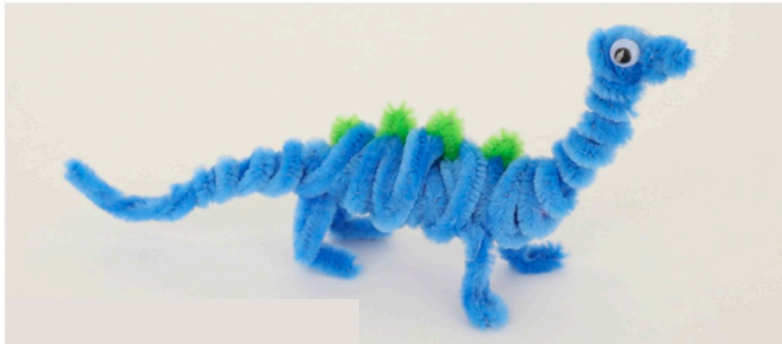
**Image**

### PIPE CLEANER ANIMALS

Just like God is In Charge of the whole world, we can be in charge of what animal we want to make from the pipe cleaners!

different colored pipe cleaners, googly eyes, small black beads, glue,

1. Pick which of the animals you want to make from the pictures below.
2. Use the picture to create the animal you chose!
3. If you want to make a different animal, try to make it on your own!







# WHO IS GOD?

## Lesson 7: Holy

### Passage

#### 1 PETER 1:15-16

### Main Point

God is perfectly good and different from humans.

### Intro

Today we are learning about a quality that makes God super different from humans!

### Supporting Points

#### GOD IS HOLY

What does it mean?

1. God is perfect and all good.
2. God is "set apart" or different from humans.

This is compared to humans, who are ethically messed up, unfair, wicked, and sinful.

- Jesus was the only "holy" human to exist. But because of his death and resurrection on our behalf, His holiness can count for us and we can be different too.
- Being "different" doesn't mean we are better than other people, but it means that we have a special mission to show and share God's love with people.

### Antithesis

A god who is not holy would just be a big, powerful human! That wouldn't be a god worth following.

### Application

As we get to know god, we get to let Him make us more like Himself. This is how we are "different" from the rest of the world: we are becoming more like Jesus!

### Discussion

- God wants us as Christians to be different from other people in our schools, neighborhoods, and sports teams. But different doesn't mean better than. What is a good way to be "different" in these places?
- What is a bad way to be different as a Christian?
- How do we become different? What are ways that we can get to know how God wants to change us?
- How do we let Him change us?



# WHO IS GOD?

## Lesson 7: Holy

Craft

Meaning

Supplies

Instructions

Image

### TIE DYE COFFEE FILTERS

God is holy, meaning he is separate from humans, unlike the colors on this coffee filter tie dye!

squirt bottle, coffee filters, washable markers, tape

1. Pull out the coffee filter and flatten it out with your hands. It will flatten more as it gets colored and when you squirt it with water.
2. Use washable markers to color a design or picture on the coffee filter.
3. After you've finished coloring on the coffee filter, take it outside and place it flat.
4. Make sure your squirt bottle is on a "mist" setting and hold it 8-10 inches above the coffee filter before spraying. TIP: the water spreads very quickly! Don't spray too much.
5. Set a rock or something else to weigh the coffee filter down while it dries.
6. Once it's dry, you can hang it up on a window, door, fridge, or anywhere else you want to display it.





# WHO IS GOD?

## Lesson 8: Needs Nothing

### Passage

#### ACTS 17:24-26

### Main Point

God is not dependent on anything for his existence or happiness.

### Intro

We have gone through many qualities of God that make him the best! Today we will be finishing our series by talking about how God needs nothing.

### Supporting Points

#### GOD NEEDS NOTHING

What does it mean? God does not need anything from us or anyone else.

- He is the source of everything WE need. All creatures on earth are in need of His care for our survival.
- We need God in this way, whether we realize it or not.

#### WRAP UP

- Review all of God's qualities
- This is a God worth knowing and learning more about!

### Antithesis

A god who needs our sacrifices, love, or work for him in order to feel happy/satisfied. Ancient Greeks, Buddhists, and even some Christians believe this.

### Application

Following Him shouldn't be "If you give me \_\_\_\_, then I'll follow you." The things we do for God aren't to get something in return from Him. He doesn't need us for anything, which makes it even more amazing that He chooses to give us so much!

### Discussion

- Can you imagine not needing anything?
- What would be different about our relationship with God if he did need something from us?
- Why does this quality about God make His love even more amazing?
- Which of God's qualities did you learn most about from this series? Which one do you want to learn more about?



# WHO IS GOD?

## Lesson 8: Needs Nothing

Craft

Meaning

Supplies

Instructions

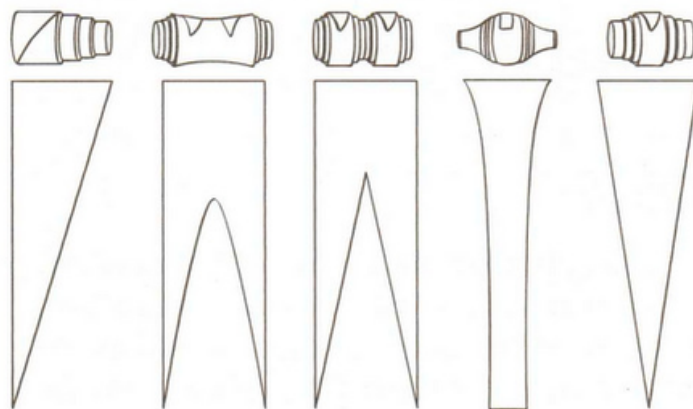
Image

### PAPER BEADS

Just like God Needs Nothing from humans, you can make a cool keychain or bracelet from almost nothing! Just a few strips of paper and some glue can create a masterpiece.

newspaper/magazine pages/colored paper, scissors, pencil, toothpick, ruler, glue, yarn

1. On the chosen paper, draw and cut out the paper based on the shape of bead you want (see chart below). Make sure that each strip is about 8in long.
2. Put some glue down on one side of the paper strip and start rolling it around the toothpick.
3. When the strip completely glues on itself, take it out of the toothpick and place it aside to dry.
4. Repeat this step with each of the other paper strips until you have enough beads to thread on the yarn.
5. Apply some glue over the beads if needed and let them dry.
6. Start by threading the beads on the yarn and after you finish to make a bracelet or keychain.
7. Make a firm knot and enjoy!



Variations you can use to get different paper bead shapes.

