



HARD QUESTIONS

Curriculum Nov. 2- Dec. 7, 2025



HARD QUESTIONS

Table of Contents

1	LESSON 1: DOES GOD EXIST?
2	Lesson 1 Craft: Universe Balloon Stamp
3-4	LESSON 2: IS THE BIBLE TRUE?
5-6	Lesson 2 Craft: Bible Bookmarks
7	LESSON 3: WHAT DOES GOD THINK ABOUT ME?
8-9	Lesson 3 Craft: Picture Frame Worksheet
10	LESSON 4: WHY DO BAD THINGS HAPPEN?
11	Lesson 4 Craft: Straw Structures
12	LESSON 5: DOES GOD ANSWER MY PRAYERS?
13-14	Lesson 5 Craft: Prayer Cube
15	LESSON 6: DID JESUS REALLY RISE FROM THE DEAD?
16-17	Lesson 6 Craft: Empty Tomb



HARD QUESTIONS

Memory Verses

Week 1

PSALM 19:1

The heavens declare the glory of God; the skies proclaim the work of his hands.

Week 2

PSALM 119:140

Your promises have been thoroughly tested; that is why I love them so much.

Week 3

EPHESIANS 2:10

For we are God's masterpiece. He has created us anew in Christ Jesus, so we can do the good things he planned for us long ago.

Week 4

JOHN 16:33

I have told you all this so that you may have peace in me. Here on earth you will have many trials and sorrows. But take heart, because I have overcome the world.

Week 5

1 JOHN 5:14-15

And we are confident that he hears us whenever we ask for anything that pleases him. And since we know he hears us when we make our requests, we also know that he will give us what we ask for.

Week 6

MATTHEW 28:6

He isn't here! He is risen from the dead, just as he said would happen. Come, see where his body was lying.



HARD QUESTIONS

Lesson 1: Does God Exist?

Passage
Main Point
Intro
Supporting
Points

DEUTERONOMY 18:21-22, PSALM 19

God exists and wants a relationship with you

This series answers difficult questions about God and the Bible. Today we are answering the question, “does God exist?”

God gives us evidence to believe in Him because he wants a relationship with us. We will cover 3 kinds of evidence that show that God exists. There are many more!

PROPHECY: GOD TELLS THE FUTURE

Deuteronomy 18:21-2

Examples of fulfilled prophecies (when God told us the future)

- Daniel 9 – God tells us the exact year when Jesus will die
- Isaiah 53 – God tells us what Jesus will do while he is on earth
- Psalm 22 – God tells us how Jesus will die (on the cross)
- All were written hundreds of years before Jesus!

SCIENCE: THE UNIVERSE TEACHES US ABOUT GOD

1. Scientific research shows that the universe is expanding. This means there was a set moment that the universe began. It is likely that someone set the universe in motion.
2. There are 30-50 scientific laws of the universe which are set up exactly right for human life (i.e. gravity). It is likely that someone set up these laws perfectly.
3. The human body is clearly designed by someone because it is so complex.
 - Ex: Playing the piano. Smashing random keys doesn't make a song. It takes intelligence to play the keys together and make a song.

PERSONAL EXPERIENCE

Psalm 19 – God shows us his power and existence through what he's created
Our personal stories show that God's power and love is active in our lives

- Share your testimony!

Believing only the physical world exists, having no purpose or meaning in life

Since God exists, this impacts the way we live our lives. Consider if you believe that God exists and whether it has an impact on your life. God's existence leads us to start a relationship with God, read the Bible and pray, and be kind to others.

- Have you ever wondered if God exists?
- What is one kind of evidence we talked about today?
- Do you have any questions about the evidence we talked about today?
- How would you explain one of these to a friend?
- Can you think of a time in your life where you have seen God's power?

Antithesis
Application
Discussion



HARD QUESTIONS

Lesson 1: Does God Exist?

Craft

Meaning

Supplies

Instructions


Image

UNIVERSE BALLOON STAMP

Today we learned that God exists, and one way we can tell is by observing the universe. In this craft, we will get to paint a universe ourselves!

Black card stock, multi-colored paint, toothpicks, balloons, paper plates, tablecloth

1. Blow up the balloons and tie
2. Use a toothpick and white paint to paint stars in your "night sky" (black card stock)
3. Squirt two colors on a paper plate touching each other
4. Holding the side of the balloon with the tie, stamp your balloon into the mixed paint and onto the card stock
5. Add planets as desired





HARD QUESTIONS

Lesson 2: Is the Bible True?

Passage Main Point Intro

Supporting Points

JOHN 17:17b, PSALM 119:140

There is good evidence to believe that the Bible is from God, true and trustworthy.

Have you ever wondered if the Bible is trustworthy and true? Today we're going to talk about evidence to believe in the Bible.

(NOTE: I have provided more lines of evidence than you can cover in a 10-minute teaching. Choose 2-3 to spend time on. The goal is not to give exhaustive proof, but to invite the students to ask questions and learn more.)

The Bible tells us important things like how to live and what happens after we die. Because of this, it is important to investigate whether the Bible is true and trustworthy!

PROPHECY

God tells us what will happen in the future to show his word is true *(NOTE: Only cover these if they weren't covered in the previous lesson)*

Examples of fulfilled prophecies (All were written hundreds of years before Jesus!)

- Daniel 9 – God tells us the exact year when Jesus will die
- Isaiah 53 – God tells us what Jesus will do while he is on earth
- Psalm 22 – God tells us how Jesus will die (on the cross)

CONTINUITY

Against all odds, the Bible tells one continuous story

- The Bible was written over 1500 years by at least 40 different authors
- Authors had different backgrounds, time periods, and historical situations
- Despite this, these authors told the same messages about God and humans!
 - Ex: Imagine if all of us wrote a story. What if together the stories fit together perfectly into a book. Everyone wrote about the same things, with the same characters, and it flowed as if one person had written it. Impossible w/o God!

ARCHAEOLOGY

Archaeology is the study of human history through artifacts and physical remains.

- Ancient discoveries line up with what the Bible says!

If the Bible tells the truth about the ancient world, then it likely tells the truth about spiritual things, too.

- Archaeologist Nelson Glueck said no archaeological finding ever disproved the Bible
- Sir William Ramsay spent years trying to disprove the Bible, only to discover that everything the Bible said about ancient cities and leaders were true.

PERSONAL

Our personal experiences show that the Bible is true!

If God has changed you, that is evidence for Him!

(NOTE: Share your testimony)



HARD QUESTIONS

Lesson 2: Is the Bible True?

Antithesis

Believing the Bible is just an ancient book written by some guys a long time ago. Believing it isn't from God or worth following.

Application

Since the Bible is true, this impacts the way we live our lives. Consider if you believe that the Bible is true and whether it has as impact on your life. Test if the Bible is true by following it and seeing what happens (Psalm 119:140).

Discussion

(NOTE: Since you aren't covering every point in the lesson, be careful to only ask questions related to the points you covered.)

- How could you tell that someone/something was trustworthy?
- Do you ever wonder if the Bible is true or trustworthy?
- What do you think about the evidence we learned about today? Did any points confuse you?
- What is your testimony (story of how God changed you)?
- How does reading the Bible help grow our friendship with God?
- What is your favorite story in the Bible? Why?



HARD QUESTIONS

Lesson 2: Is the Bible True?

Craft

Meaning

Supplies

Instructions

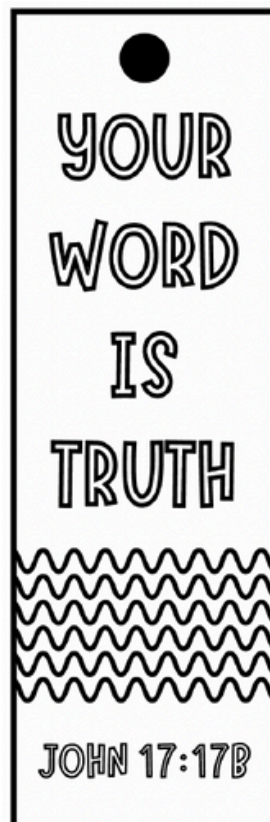
Image

BIBLE BOOKMARKS

Today we learned that there is good evidence to believe the Bible is true. Use these bookmarks in your Bible to remind yourself that the Bible is worth reading!

Bookmark printouts on card stock, hole puncher, ribbon, markers

1. Punch a hole in your bookmark on the black dot
2. Cut a 3-4 inch piece of ribbon
3. Fold the ribbon in half and stick both ends through the hole
4. Before pulling all the way through, stick the two ends through the loop of the ribbon and pull tight so the knot slides down to the base of the bookmark
5. Trim ribbon ends at an angle
6. Decorate your bookmark!



●
**your
word**

is

truth



JOHN 17:17B

●
Your

promises

have been

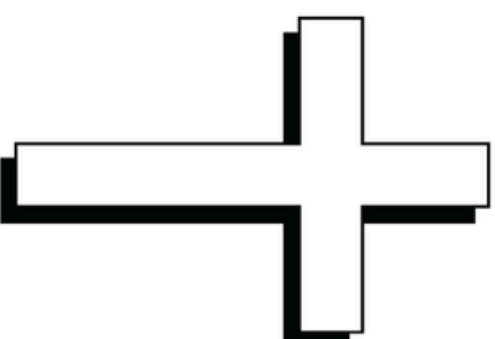
thoroughly

tested, and

your servant

loves them.

Psalms 119:140



●
BY HIS

WOUNDS

WE ARE

HEALED

ISAIAH 53:5

●
**FOR THE
WORD
OF GOD**

is

ALIVE

AND

POWERFUL



HEBREWS 4:12



HARD QUESTIONS

Lesson 3: What Does God Think About Me?

Passage

Main Point

Intro

Supporting
Points

GENESIS 1:26-27, PSALM 139, LUKE 12:6-7, ROMANS 5:8, EPHESIANS 2:10

God made you exactly as he wanted to. God loves you more than you can imagine.

Do you ever wonder what God thinks about you? We don't have to wonder or worry about this! The Bible says that God loves us very much.

God did 3 things to show us what He thinks about us.

1. GOD TELLS US WHAT HE THINKS IN THE BIBLE

We are created in God's image (Genesis 1:26-27)

- Humans are the *only beings* created in God's image (sharing similar characteristics)
 - Ex: we are creative, relational, moral, eternal

God knew us and loved us before we were born (Psalm 139)

- He knit you together in your mother's womb (Psalm 139:13)
 - God made you with the looks, personality, likes/dislikes, strengths/weaknesses that he wanted you to have. You are not a mistake!

God knows every detail about us (Luke 12:6-7)

- He knows the number of hairs on your head
- We are worth more to God than many sparrows
 - If God takes care of the birds, He will also take care of us!

2. GOD CREATED A RESCUE PLAN TO PROVE HIS LOVE

Jesus died on the cross for us to prove that God loves us (Romans 5:8)

3. GOD USES US IN HIS PLAN

We are God's masterpiece (Ephesians 2:10)

- Masterpiece = the piece of work an artist is most proud of
- We are meant to do the good works God has planned
- God thinks that we are valuable enough to be used in his plan!

We have lots of questions, thoughts, and feelings about ourselves.

- Ex: What do people think about me? Am I smart? Am I strong? Am I the best at ___?
- If we don't know what God thinks about us, we believe we are worthless, think that God is disappointed in us, not play our part in God's plan, or fear others' opinions

Learn more about what God thinks about you by reading the Bible, remind your friends of what God thinks about them, remember God's view of you when you feel insecure

- Do you ever wonder what people are thinking about you?
- Do you sometimes compare yourself to others? Why?
- How might someone act if they thought God didn't love them?
- How might someone act if they understood how much God loves them?
- What might help you to remember how God feels about you?

Antithesis

Application
Discussion



HARD QUESTIONS

Lesson 3: What Does God Think About Me?

Craft

Meaning

Supplies

Instructions

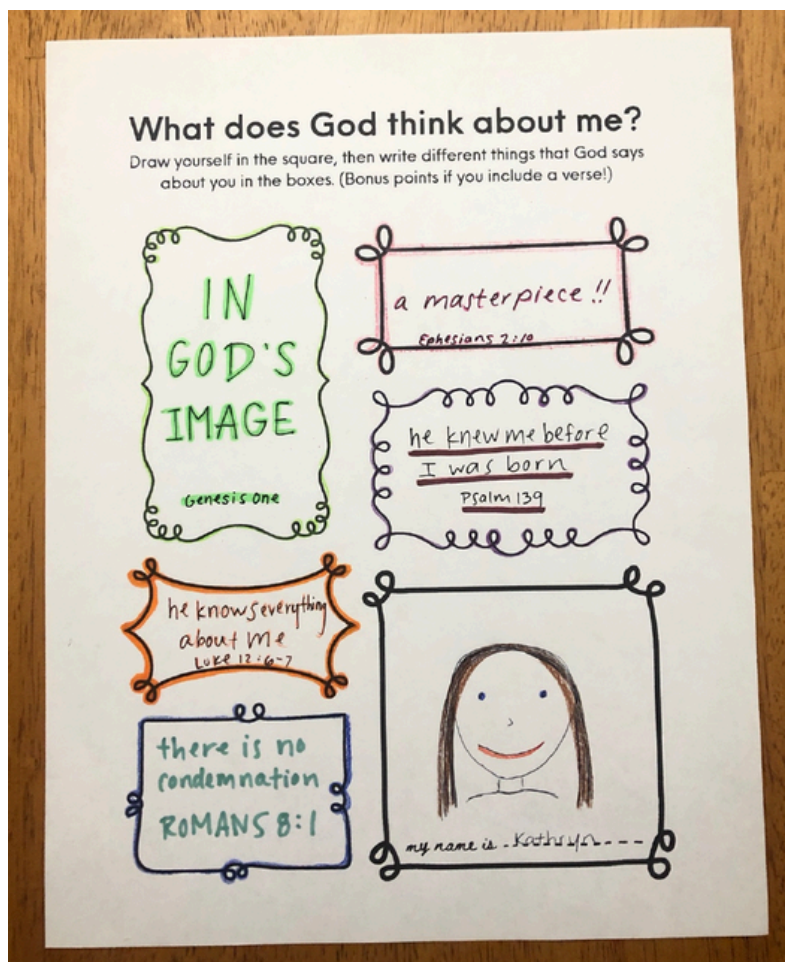
Image

PICTURE FRAME WORKSHEET

This worksheet helps students brainstorm words to describe what God thinks about them. (NOTE: help them find verses in the Bible to describe what God thinks about them!)

Worksheet, markers, Bible

1. Draw a picture of yourself in the square
2. Write different things that God says about you in the boxes
3. Bonus points if you include a verse!



What does God think about me?

Draw yourself in the square, then write different things that God says about you in the boxes. (Bonus points if you include a verse!)

my name is -----



HARD QUESTIONS

Lesson 4: Why Do Bad Things Happen?

Passage

GENESIS 3, REVELATION 21:4, 2 CORINTHIANS 1:3-5, JOHN 16:33, ROMANS 8:28

Main Point Intro

Bad things happen because of sin, but God is going to make everything right!

Have you ever wondered why God allows bad things to happen? Bad things happen because of sin. We are going to learn about what this means, but also God's solution!

Supporting Points

THE PROBLEM OF EVIL

If God is so loving and powerful, then why do bad things happen?

- Ex: bullies at school, sickness/injury, death of a family member

SIN'S BEGINNING

- God gave the first humans (and gives us) free will
 - Free will means we can choose between good and evil. God gave us free will because he wanted to us have the freedom to choose.
 - Ex: If God didn't give us free will, we would be like robots!
 - Adam and Eve used their free will to choose evil (tell the story of Genesis 3)
 - This brought bad things into the world (sin, natural disasters, separation from God, death, etc.)
- From this story we see that humans cause evil, not God

GOD'S SOLUTION

Even though humans cause evil, God provided his son Jesus to defeat evil

- When we accept Jesus' death on the cross to apply to us, God doesn't see us as evil anymore. He sees us as forgiven!

God is going to defeat evil at the end, and we will be with God in heaven! (Rev 21:4)

Until then, God promises to help us when we experience bad things in this life

- God comforts us (2 Corinthians 1:3-5)
- God gives us peace when we go through bad things (John 16:33)
- God creates good things out of the bad things (Romans 8:28)

Believing that God created evil, believing that God can't or won't do anything about evil, believing that I need to take care of myself when bad things happen

Ask hard questions about the world around you, learn about how God's solution to evil, be honest with God about your feelings, fears, and pains

- Have you ever wondered why bad things happen in the world?
- What bad things happen, how do you (or people you know) normally feel/react?
- Have you heard the story of Adam and Eve before? Do you have any questions?
- Read Romans 8:28. Share a story of a time God brought good out of bad in your life.
- How would you explain why bad things happen in the world to a friend?

Antithesis

Application

Discussion



HARD QUESTIONS

Lesson 4: Why Do Bad Things Happen?

Craft

Meaning

Supplies

Instructions


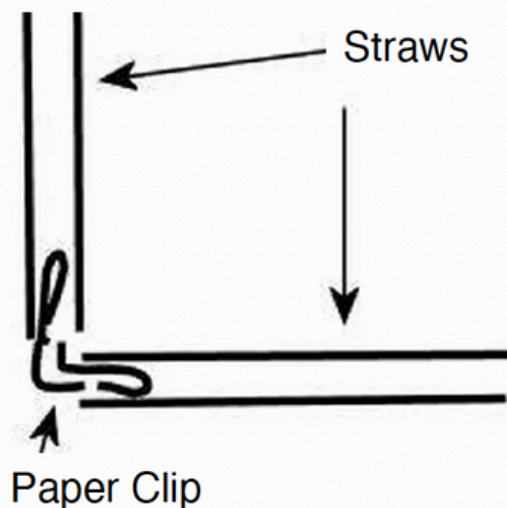
Image

STRAW STRUCTURES

Today we learned about why bad things happen in this world. Just like these straw structures, sometimes we can't bear the weight. Thankfully, God provided a solution!

Straws, paper clips

1. Unfold a paper clip so that the inner bend is pulled out from the outer band. This can be left straight or bent at an angle, depending on your building needs.
2. Insert one end of the paper clip into one end of a straw, and the other end of the paper clip into one end of another straw.
3. Experiment with connecting straws in various ways to construct a tower that is stable and tall.
4. Teachers are encouraged to set up a contest (Ex: "whoever can build the tallest structure in 5 minutes wins!")





HARD QUESTIONS

Lesson 5: Does God Answer My Prayers?

Passage

1 JOHN 5:14-15, JAMES 4:2B-3, 1 THESSALONIANS 5:16-18, ROMANS 8:32

Main Point Intro

God answers our prayers, but not always in the way that we expect!

Have you ever wondered if God is really listening to your prayers? God listens to and will answer your prayers! Today, we're going to talk about how God answers our prayers.

Supporting Points

IS GOD LISTENING?

Sometimes it seems like God isn't listening to or answering our prayers.

God always answers our prayers, it just may not be in the way we expect.

- No matter how God answers our prayers, we can trust that he loves us because he sent Jesus to die on the cross for our sins. If he did that, won't he give us everything else? (Romans 8:32)

GOD'S 3 ANSWERS

1. Yes – God says yes when our prayers are in His will (1 John 5:14-15)
 - “In His will” = what is best for us
 - God loves to give us good things, but wants us to ask first! (James 4:2b)
2. No – God says no when our prayers are NOT in His will
 - If it isn't in God's will, it's not what's best for us
 - Sometimes God says no because we ask selfishly (James 4:3)
3. Not Yet – God says “not yet” when He has different timing than us
 - Sometimes God wants to give us a good thing, but the timing would be better later
 - Ex: Cooking chicken. If you eat it before it's ready, it could harm you!
 - God might want to grow our trust, patience, or persistence. When we wait for something, it makes the gift so much better! (1 Thessalonians 5:16-18)
 - Ex: Anticipating a fun vacation, your birthday

Antithesis

Believing that God doesn't/can't answer my prayers, believing that God is silent or uncaring, believing that God will always answer my prayers in the way that I want

Application

Talk to God about everything. Be confident that God is going to answer your prayers in the way that's best for you.

Discussion

- How do you pray? In your head? Out loud? With a parent/friend? In a journal?
- When is a time that you asked God for something? Did He answer yes, no, or not yet? How does it make you feel to know that God listens to you?
- How does it make you feel to know that God knows what's best for you?
- Why might God want us to keep praying for something (be persistent)?
- Do you have any questions about prayer?



HARD QUESTIONS

Lesson 5: Does God Answer My Prayers?

Craft

Meaning

Supplies

Instructions

Image


PRAYER CUBE

Today we learned that God really does answer our prayers! When you roll this prayer cube, it will inspire ideas of what to pray for.

Prayer cube printout, markers, liquid glue

1. Color in the prayer cube
2. Cut out around the outside of the template
3. Fold up along the lines
4. Put glue on the 'glue' tabs, then stick the sides together to make a cube (*NOTE: kids may need help with this step*)
5. Use this cube as you pray! Roll the prayer cube and pray for whatever lands on the top.







HARD QUESTIONS

Lesson 6: Did Jesus Rise From the Dead?

Passage
Main Point
Intro

Supporting
Points

Antithesis
Application
Discussion

MATTHEW 28:5-6

There is evidence to believe that Jesus really did rise from the dead!

Jesus was crucified on a cross to pay for our sins. But he didn't stay dead! 3 days later, the tomb was empty! He resurrected to prove that he defeated death. But many people think that this resurrection story is too good to be true. Today we'll look at 4 explanations for the resurrection. Which one do you think is most likely to be true?

LEGEND - IS THE RESURRECTION A MYTH?

Have you ever played a game of telephone? Some people believe that, like telephone, the story of Jesus changed over time as it was passed down from generation to generation. But this isn't the case! We have 4 eyewitness accounts of Jesus's resurrection written within a generation of His death.

APPARENT DEATH - DID JESUS REALLY DIE?

Even non-Christian historians agree that Jesus died on the cross

The Romans who crucified Jesus were experts at torture

Even if he did survive the cross, he couldn't survive in the tomb for 3 days, and he wouldn't have the strength to escape the tomb.

STOLEN BODY - DID THE DISCIPLES CREATE A LIE?

Some believe the disciples stole Jesus's body from the tomb to trick people into thinking He rose from the dead

- To steal the body, the disciples would have had to fight off the Roman guards who guarded the tomb. But this didn't happen. The body just disappeared.
- The disciples died for their belief in the resurrection. Would you die for something you knew was a lie?

ACTUAL RESURRECTION!

Jesus truly did rise from the dead because He is the Son of God!

Because of this, we can trust that Jesus will give us life after death, too!

Doubting that the resurrection story is true, not talking to Jesus because we don't believe he's alive, doubting God's power to give us life after death

Ask any questions that you have about Jesus, trust in Jesus because He has power over death, remind yourself of Jesus' trustworthiness when you face doubts

- Have you ever wondered about how we know Jesus rose from the dead?
- What do you think about these explanations people have come up with?
- If you were the disciples, how would you react when you saw that the tomb was empty? Do you remember why Jesus died on the cross and rose again?
- What do you think life after death will be like?



HARD QUESTIONS

Lesson 6: Did Jesus Rise From the Dead?

Craft

Meaning

Supplies

Instructions

Image

EMPTY TOMB

Today we talked about how Jesus really did rise from the dead. Today's craft reminds us of the empty tomb!

Tomb printout, scissors, brad, markers

1. Color in the tomb
2. Cut out the stone, the entrance of the tomb, and the tomb itself
3. Place the stone on the entrance of the tomb, lining up the black dots
4. Attach the stone and the tomb by carefully poking a brad through the two black dots
5. Try opening and closing the tomb. It's empty!

