

QAMCO Financial Performance 2024


At the end of 2024, QAMCO reported profits of about QAR 614.5 million, marking a substantial increase from the QAR 446.0 million achieved at the close of 2023. This indicates a rise of approximately QAR 168.5 million, corresponding to a growth rate of 38%.

Ramzi Qasmieh



QAMCO

شركة قطر لصناعة الألمنيوم
Aluminium Manufacturing Co.



Yearly Profit Trends

614.5M

2024 Profit

QAR

446M

2023 Profit

QAR

919.1M

2022 Profit

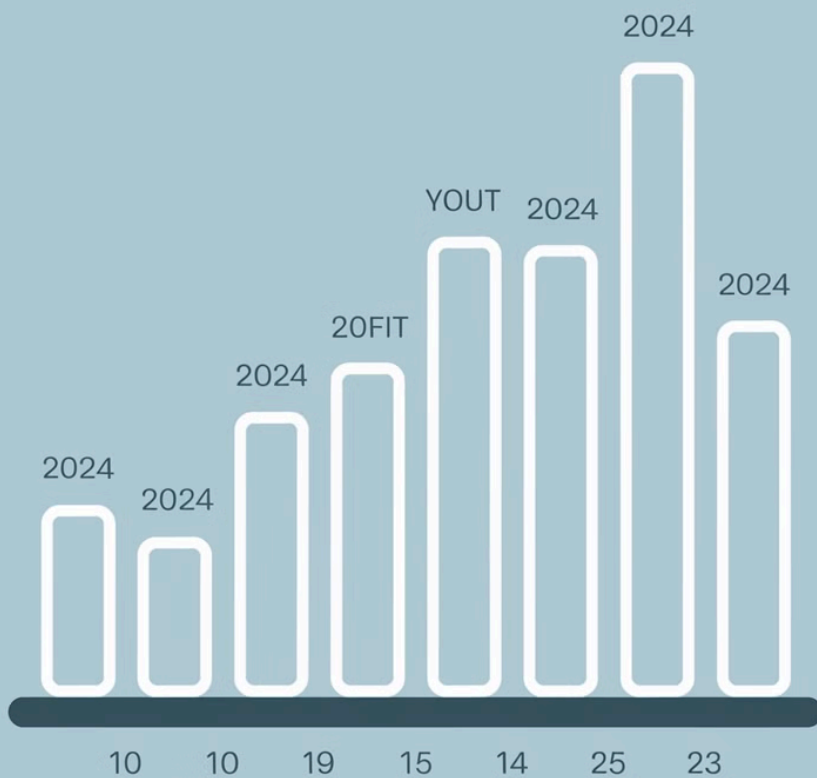
QAR

834.5M

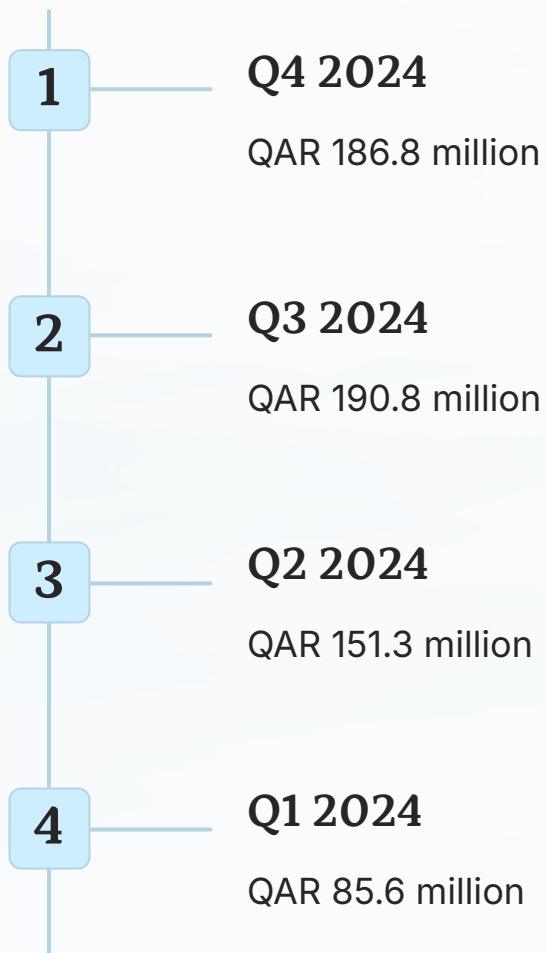
2021 Profit

QAR

EPS hit QAR 0.110 versus QAR 0.080 for 2023.



Quarterly Performance 2024





Factors Contributing to Profit Growth



Qatalum Profit Share

The company's improved profits were primarily attributed to the increase in its share of Qatalum's profits, which saw a year-on-year rise of approximately 48%.



QAMCO's Stake in Qatalum

It is worth noting that QAMCO holds a 50% stake in Qatalum.

Financial Position

Cash Holdings

The company has cash holdings that represent about 20% of total assets

Debt Ratio

The company has a debt ratio of zero

Dividend Distribution

Second Half 2024

The Board of Directors has recommended distributing dividends for the second half of the year at a rate of QAR 0.05 per share.

Total 2024 Dividends

This brings the total dividends distributed for the year to QAR 0.08 per share, which represents 73% of the net profits for 2024.



Dividend History Details

Declare Date	Ex-Div Date	Record Date	Amount
2024-08-06	2024-08-15	2024-08-14	0.030
2024-02-05	2024-02-28	2024-02-27	0.070
2023-02-02	2023-03-19	2023-03-16	0.090
2022-02-03	2022-03-03	2022-03-02	0.080
2021-02-15	2021-03-04	2021-03-03	0.035



Key Financial Metrics



Dividend Yield

6.11%



P/E Ratio

11.81x



Net Income

614.5 M



52 Week High: 1.500

52 Week Low: 1.183

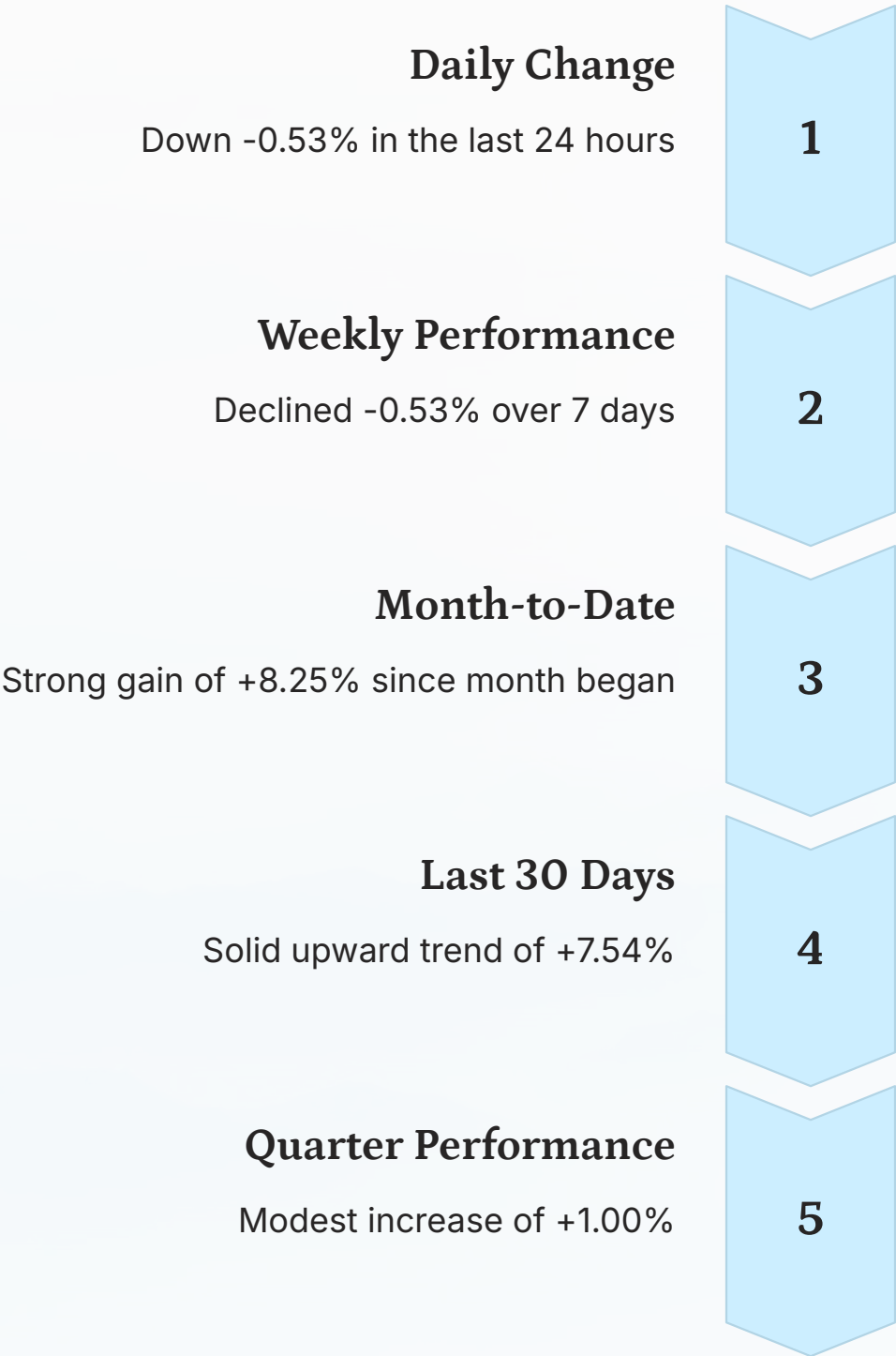


Price / Book

1.1x



Stock Performance Analysis



Mid-term Performance: The stock has shown stability over 6 months with a slight gain of +0.15%, while achieving an impressive +8.25% return year-to-date.

Long-term Trends: Despite a positive one-year return of +2.66%, the stock experienced a significant decline of -32.99% over three years. However, long-term investors have been rewarded with a substantial +69.73% gain over the past five years.



Disclaimer



The data in this file was collected from different public sources considered reliable, but accuracy cannot be assured. QSC does not provide any guarantees or assurances (whether explicit or implicit) about the accuracy of the data and information provided. We are not stating that the information provided in this document is thorough, free of errors, devoid of misguidance, or suitable for any specific purpose. This document offers only general information; neither the information nor any opinion expressed is considered as an offer or invitation to purchase or sell securities or other investment products. The information in this report may be altered without warning, and QSC is not accountable for keeping the data up to date.