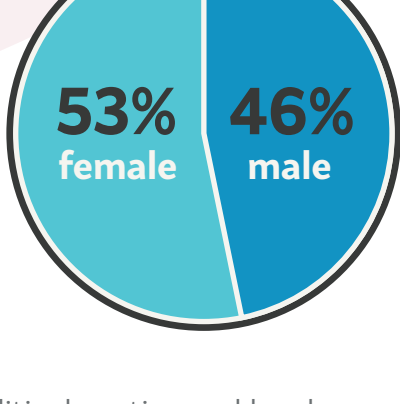


# MEDICAL MARIJUANA and the 2016 Election

**5,009**  
Eaze users surveyed



Medical marijuana (MMJ) has transcended political parties and has become a cornerstone for a healthy life for many Americans. The epicenter of this movement is in California, where medical marijuana has been legal since 1996. With the upcoming election we wanted to take a look at MMJ patients in California and how they would be voting this year. The survey captured patient sentiment on the election and compared it with internal data on those users' demographics.

Here's what we found:

## Californians who use cannabis are more likely to vote

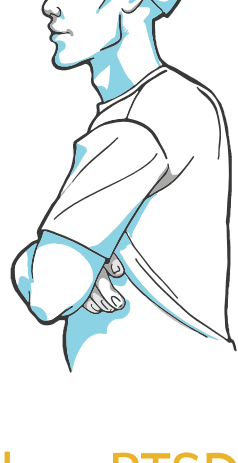
**72%** of eligible voters in CA are registered **VS** **85%** of eligible voters surveyed are registered

Medical marijuana patients are aware of the importance of voting, with a majority of users registered to vote in the upcoming election. More than half of those registered sway left and will vote for Hillary. Not only are they politically savvy, but they are also experienced medical marijuana users who know the benefits of THC+CBD for treating their mental health and pain ailments.

### Marijuana patients at-a-glance


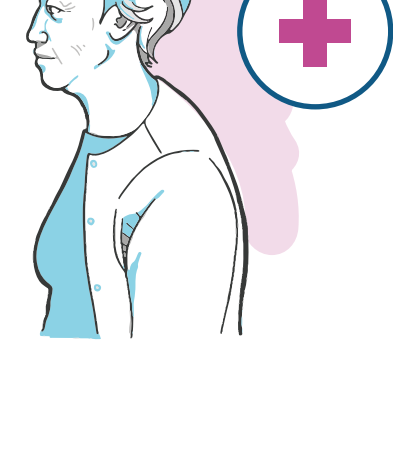


**78%** are registered democrat  
**81%** plan to vote for Hillary



**Mental health ailments** such as PTSD, anxiety, depression, are the leading ailments for cannabis using voters.

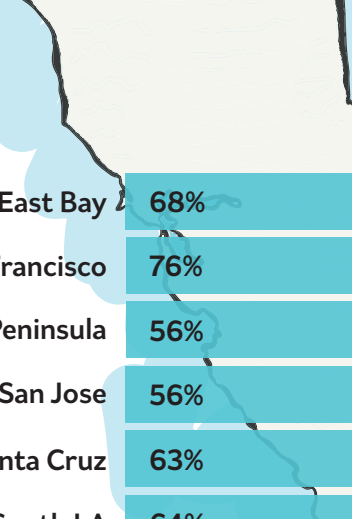
**Pain** is the second largest ailment reported by cannabis using voters.



Voters preferred consumption method is flowers, followed by edibles and then oil cartridges.

## The majority of CA MMJ patients favor Hillary

Looking at voter preferences across California, Hillary takes a significant lead in major cities. Jill Stein and Gary Johnson are neck and neck for second across the board. Of all the cities listed, San Francisco has the most Hillary Clinton supporters, Santa Cruz has the most Jill Stein supporters, and Orange County has the most Gary Johnson and Donald Trump supporters.



### Presidential Preferences

■ Hillary Clinton 
 ■ Donald Trump  
■ Third party 
 ■ Not voting

East Bay	68%	11%	19%
San Francisco	76%	9%	14%
Peninsula	56%	12%	27%
San Jose	56%	13%	25%
Santa Cruz	63%	19%	16%
West and South LA	64%	7%	25%
Orange County	42%	9%	19%
San Diego	53%	7%	15%

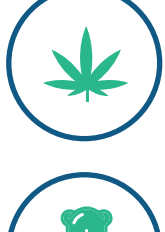
Orange County has a greater percentage of Donald Trump supporters (9%) and non-voters (30%) than any other region.

## Trump supporters vs Hillary supporters


### \*Trump supporters at-a-glance

**72%** use cannabis daily  
**57%** using for more than 5 yrs

prefer flowers and then oil cartridges



consume larger doses of edibles than Hillary fans



**98%** of Trump supporters believe cannabis is safer than alcohol


### \*Hillary supporters at-a-glance

**64%** use cannabis daily  
**61%** using for more than 5 yrs

prefer flowers and then edibles



have friends that use and more likely to recommend cannabis than Trump fans



**99%** of Hillary supporters believe cannabis is safer than alcohol

\*Supporters refer only to survey respondents

## Trump & Hillary supporters agree...

# Marijuana should be federally legalized!

Overall 97% of cannabis using voters agree that adult use should be federally legal in the United States. The Independent party takes the lead in support of federal legalization, while the Republican party is in last, but still with a majority in support.

### Percentage that agree:

