



**LOMIKO**  
METALS®

**OTCQX: LMRMF**  
**TSX-V: LMR**

[LOMIKO.COM](http://LOMIKO.COM)

[INFO@LOMIKO.COM](mailto:INFO@LOMIKO.COM)

SUPPLYING THE NEW DEMAND FOR GRAPHITE IN LI-ION BATTERIES



## Forward-looking Statements Advisory



This document may contain "forward-looking statements" within the meaning of Canadian securities legislation. These forward-looking statements are made as of the date of this document and Lomiko Metals Inc. (hereinafter referred to as the "Company") do not intend, and do not assume any obligation, to update these forward-looking statements. Forward-looking statements relate to future events or future performance and reflect management of the Company's expectations or beliefs regarding future events and include, but are not limited to, statements with respect to the estimation of mineral reserves and resources, the realization of mineral reserve estimates, the timing and amount of estimated future production, costs of production, capital expenditures, success of mining operations, environmental risks, unanticipated reclamation expenses, title disputes or claims and limitations on insurance coverage. In certain cases, forward-looking statements can be identified by the use of words such as "plans", "expects" or "does not expect", "is expected", "budget", "scheduled", "estimates", "forecasts", "intends", "anticipates" or "does not anticipate", or "believes", or variations of such words and phrases or statements that certain actions, events or results "may", "could", "would", "might" or "will be taken", "occur" or "be achieved" or the negative of these terms or comparable terminology. By their very nature forward-looking statements involve known and unknown risks, uncertainties and other factors which may cause the actual results, performance or achievements of the Company to be materially different from any future results, performance or achievements expressed or implied by the forward-looking statements. Such factors include, among others, risks related to actual results of current exploration activities; changes in project parameters as plans continue to be refined; future prices of resources; possible variations in ore reserves, grade or recovery rates; accidents, labour disputes and other risks of the mining industry; delays in obtaining governmental approvals or financing or in the completion of development or construction activities; as well as those factors detailed from time to time in the Company's interim and annual financial statements and management's discussion and analysis of those statements, all of which are filed and available for review on SEDAR at [www.sedar.com](http://www.sedar.com). Although the Company has attempted to identify important factors that could cause actual actions, events or results to differ materially from those described in forward-looking statements, there may be other factors that cause actions, events or results not to be as anticipated, estimated or intended. There can be no assurance that forward-looking statements will prove to be accurate, as actual



## FUTURE MARKET TRENDS & LOMIKO MILESTONES



### TRENDING MARKETS

- Global Demand for Flake Graphite Will Outstrip Supply 2018
- New Investments in Cryptocurrency and Internet of Things  
[WWW.PROMETHIEUS.COM](http://WWW.PROMETHIEUS.COM) AND [WWW.SHDDVICES.COM](http://WWW.SHDDVICES.COM)

### LOMIKO'S 2018 GOALS

- Drill New Discovery 110 M of 14.56% Cg Needs to be included in 43-101
- Complete further Graphite Metallurgy, Purity and Characterization Tests
- Upgrade 43-101 Resource filed for La Loutre of 4.1 Mt of 6.5% indicated

# IS LOMIKO UNDERVALUED? A CHART OF COMPARABLES (LMR IN BLACK)



# THE GRAPHITE MARKET TODAY

## STEEL MARKET AND LI-ION BATTERIES



# THE GRAPHITE MARKET

## SUPPLY

 **70%** of the world's graphite market.

**40%**

Flake Graphite



**60%**

Amorphous Graphite

### Highest price Lowest supply

High purity crystal flake graphite supply is very limited. Only this kind of natural graphite can be used for Li-ion batteries, fuel cells, and other green tech.

High Carbon Purity

Large Flake Size



Carbon Flake Purity directly affects the price of the resource

## DEMAND

**5%** growth in the last decade.  
Driven by Asian steel and auto markets

**USD \$12,000,000,000**

(Estimated worldwide Graphite market in 2011)

Tonnes per year  
1,300,000  
1,100,000  
900,000  
700,000  
500,000  
300,000  
100,000

### Compare Graphite with other markets

**Ni**

Nickel

**Graphite**

**1.1 million tonnes per year**

**Mo**

Molybdenum

**REE**

Rare Earth

**Li**

Lithium



# GRAPHITE'S FUTURE IS IN LI-ION BATTERIES



**GRAPHITE IS A CRITICAL COMPONENT OF LITHIUM ION BATTERIES AND CANNOT BE ECONOMICALLY SUBSTITUTED.**

**VIRUTALLY ALL COMMERCIAL LI-ION BATTERIES USE GRAPHITE**

**UP TO 15X MORE GRAPHITE THAN LITHIUM IS NEEDED TO MAKE EACH BATTERY.**



THE RATIO DEPENDS ON THE CATHODE MATERIAL


**GRAPHITE 8:1 NCA**



**GRAPHITE 13:1 LFP**



**GRAPHITE 15:1 LMO**



## DEMAND DRIVERS FOR LI-ION BATTERIES

### A ELECTRIC & HYBRID VEHICLES

AMOUNT OF GRAPHITE IN BATTERY:



735 000 SALES

157 000 SALES

2004 ..... 2010 ..... 2020 (proj.)



HEV

**HYBRID ELECTRIC VEHICLE**

USES BATTERY POWER TO BOOST EFFICIENCY OF ENGINE

PHEV

**PLUGIN HYBRID ELECTRIC VEHICLE**

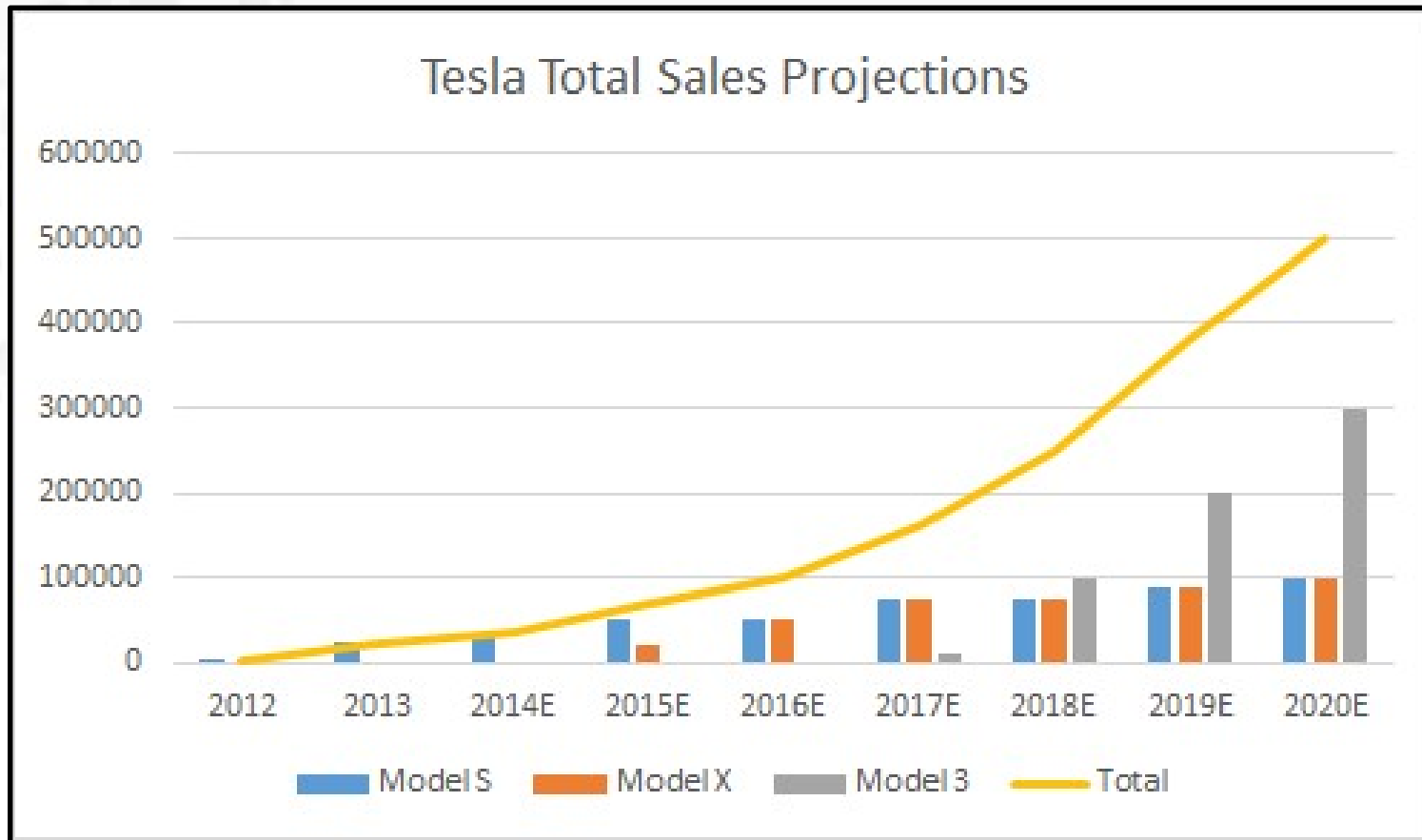
USES BATTERY POWER OR INTERNAL COMBUSTION ENGINE

BEV

**BATTERY ELECTRIC VEHICLE**

USES ONLY BATTERY POWER

# TESLA SALES GROWTH



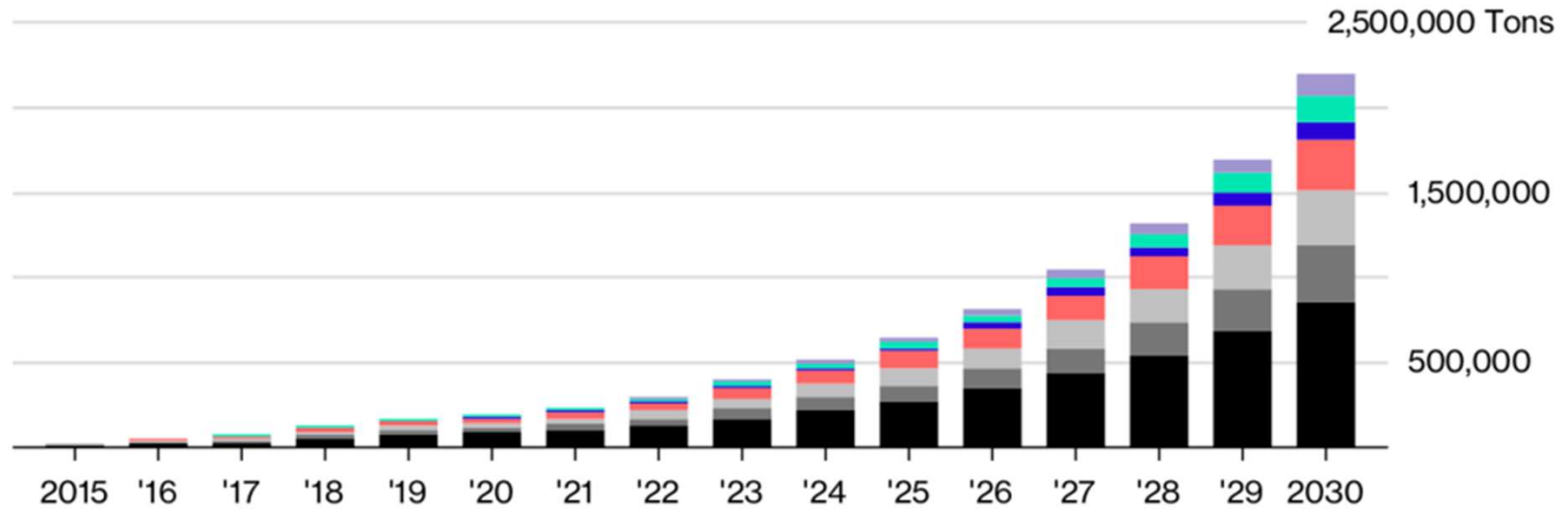
# BATTERY MATERIALS DEMAND GROWTH



## Metal Winners

Cobalt to lithium demand is forecast to soar as electric vehicle markets expand

■ Graphite ■ Nickel ■ Aluminum ■ Copper ■ Lithium ■ Cobalt ■ Manganese



Source: Bloomberg New Energy Finance

**Bloomberg**



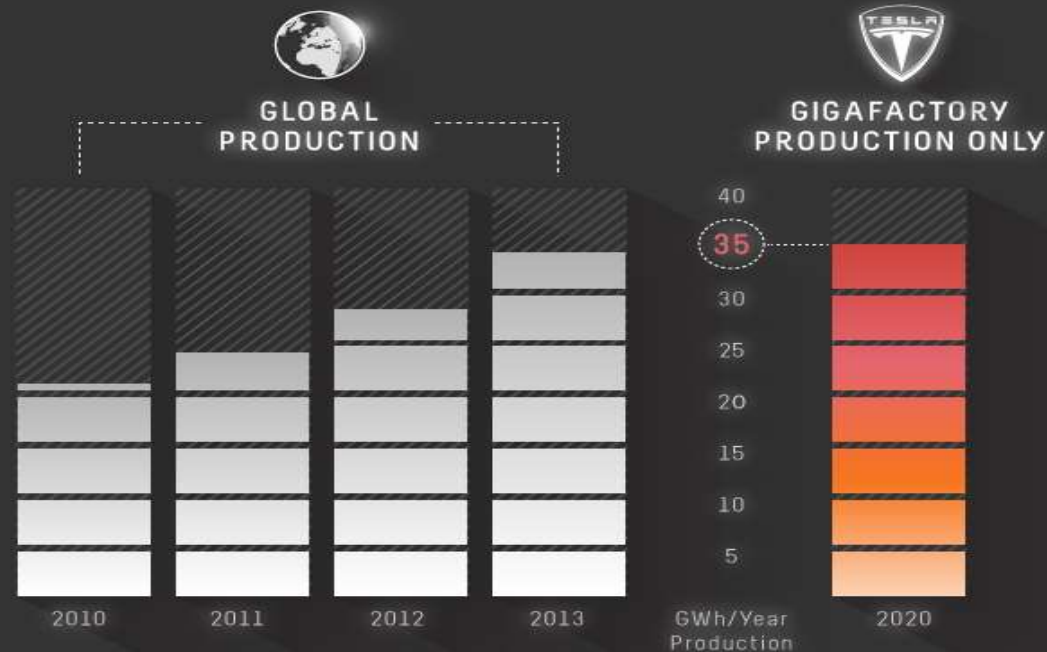


# THE TESLA GIGAFACTORY IMPACT ON LI-ION BATTERIES



THE GIGAFACTORY WOULD PRODUCE THE EQUIVALENT OF ALL 2013 LITHIUM-ION BATTERY PRODUCTION IN THE WORLD IN JUST ONE FACTORY.

## LITHIUM-ION BATTERY PRODUCTION



# TESLA'S PROJECTED IMPACT ON THE GRAPHITE MARKET BY 2020



## RAW MATERIALS



UBS, a bank, notes that raw materials account for **70%** of the price of a lithium battery.

The main battery raw materials are:



### GRAPHITE

NATURAL OR SYNTHETIC GRAPHITE IS USED IN THE ANODES OF LITHIUM-ION BATTERIES. **NATURAL GRAPHITE IS CHEAPER THAN SYNTHETIC.**

2013 GRAPHITE PRODUCTION



GIGAFACTORY DEMAND INCREASE (Battery-grade graphite)

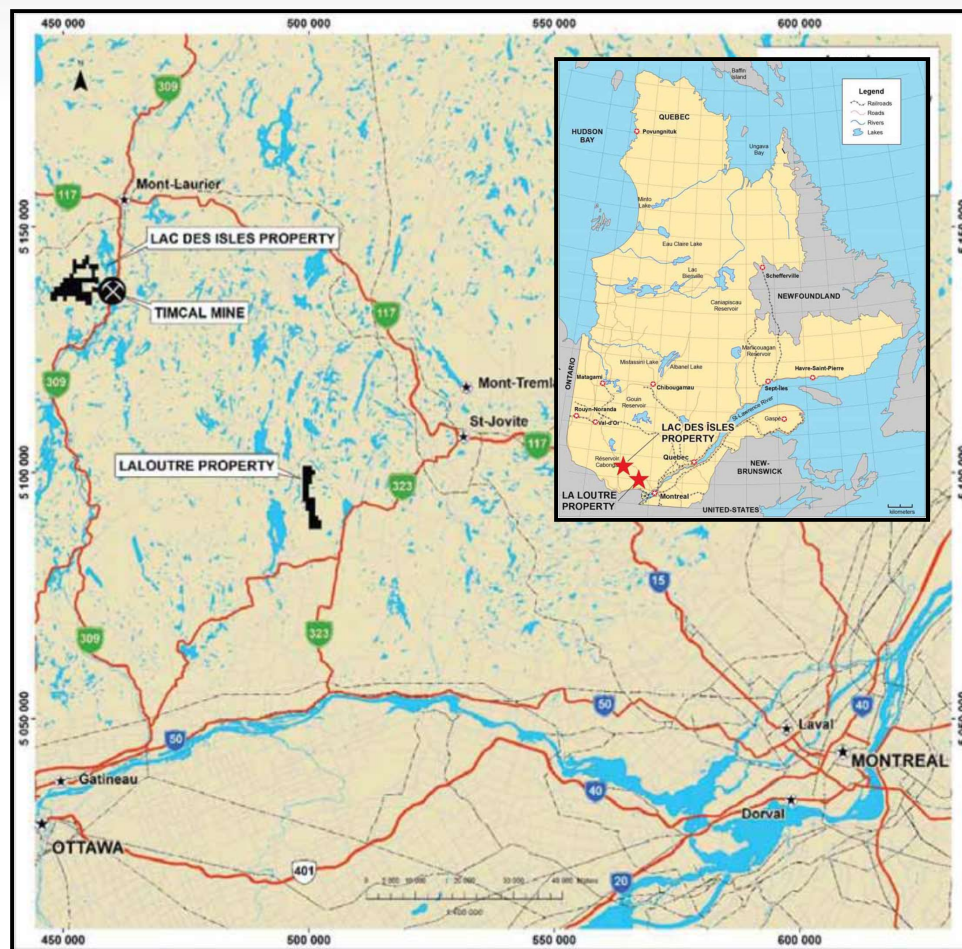


If Tesla plant exists, the 126,000 tonne increase is a 34% increase on total demand, and a **154% INCREASE** on battery-grade demand.



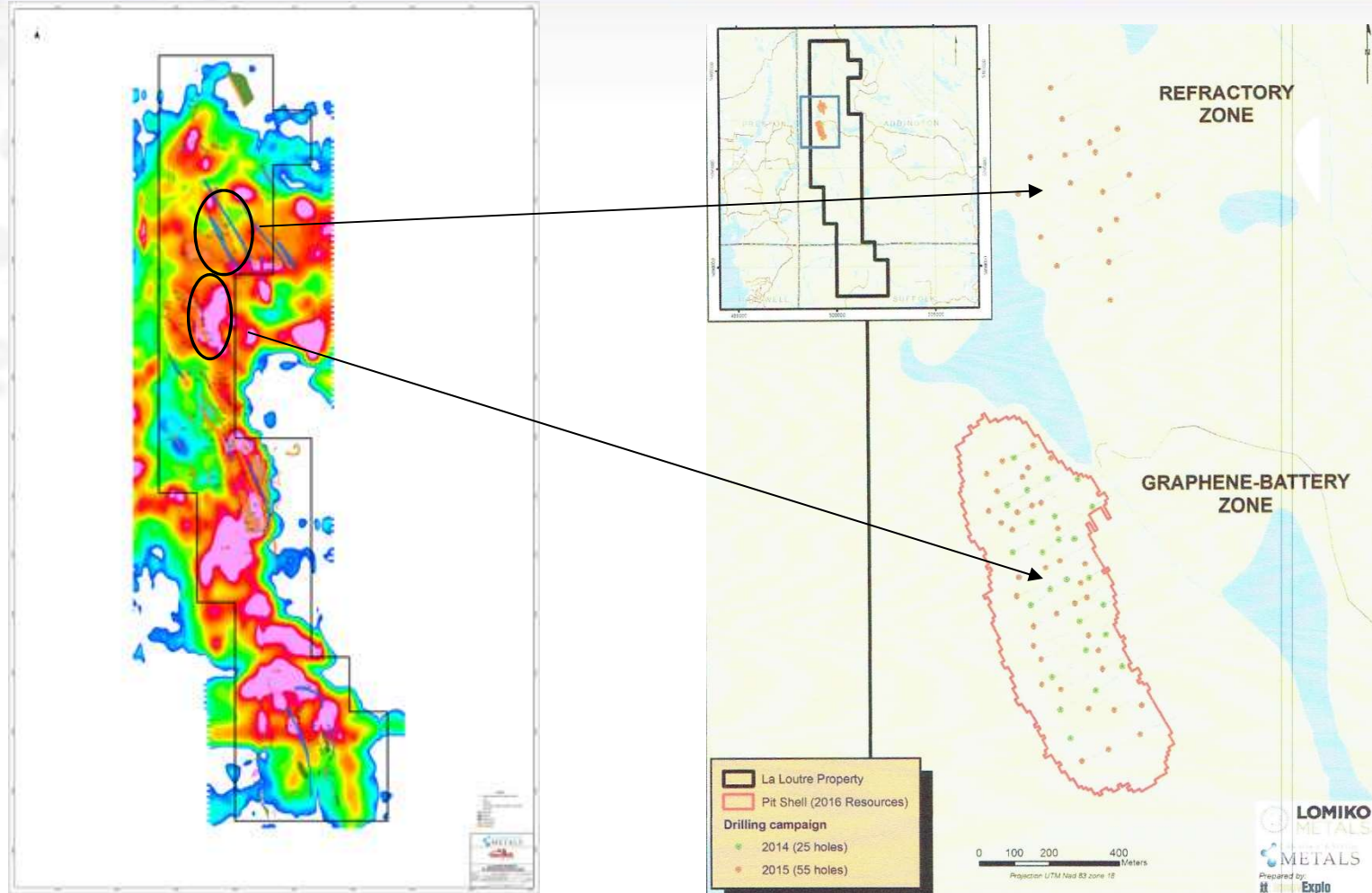
## QUEBEC LA LOUTRE FLAKE GRAPHITE EXCELLENT INFRASTRUCTURE

- 2,867.29 Ha Property
- 25 hole program planned Jan 2018
- Road to the Property built
- 192 km Highway to Port of Montreal
- 53 km to 20 year IMERY'S Mine which has **5.2MT open pit at 7.42% Cg**
- Near Surface Mineralization
- Open Pit, Large Scale Target
- 80% owned, 100% earn-in started

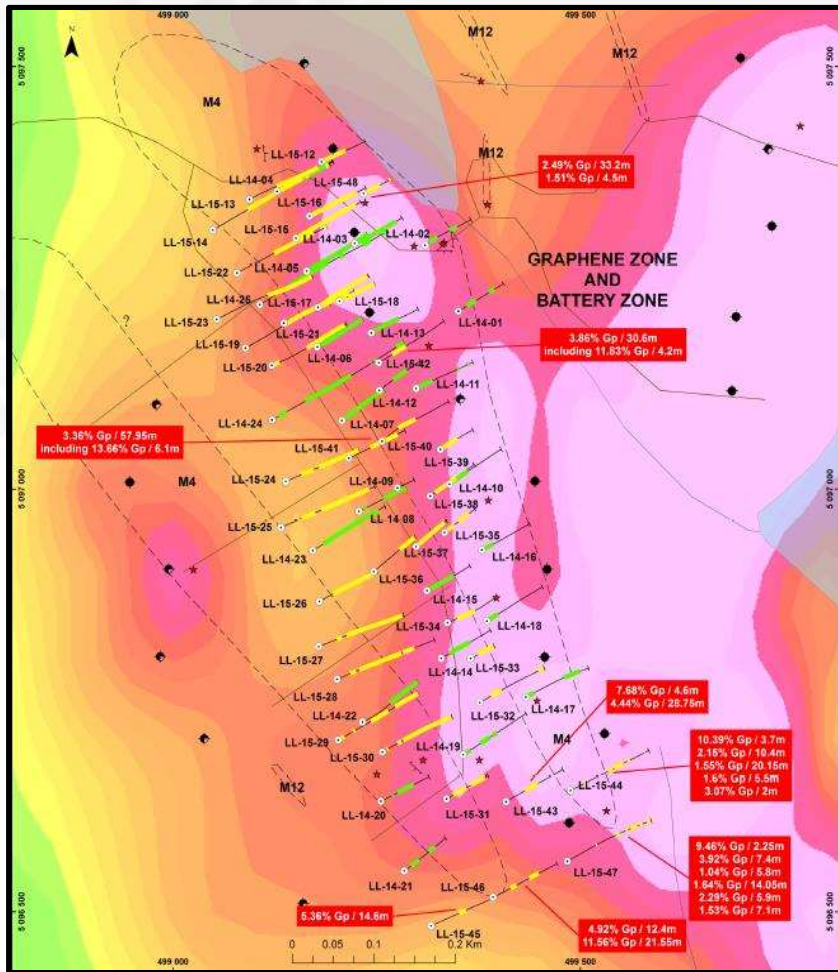




# ONLY 2 OF 10 IDENTIFIED ANOMALIES AT LA LOUTRE DRILLED



# TOP LINE RESOURCE OF **4.1 Mt of 6.5% CG** IS VERY SIMILAR TO PRODUCER IMERYYS



Indicated Resource				
Zone	Cut-off Cg (%)	Tonnage (metric tonne)	Grade Cg (%)	Graphite (metric tonne)
All Zones	> 3.0	4,137,300	6.50	268,800
	> 2.5	6,927,500	4.95	342,900
	> 2.0	15,181,200	3.49	529,200
	<b>&gt; 1.5</b>	<b>18,438,700</b>	<b>3.19</b>	<b>588,400</b>
	> 1.0	19,005,400	3.13	595,700
	> 0.8	19,137,500	3.12	596,900
	> 0.6	19,279,600	3.09	595,300
	> 0.5	19,381,900	3.09	598,400
Inferred Resource				
Zone	Cut-off Cg (%)	Tonnage (metric tonne)	Grade Cg (%)	Graphite (metric tonne)
All Zones	> 3.0	6,181,000	6.11	377,600
	> 2.5	9,699,200	4.86	471,800
	> 2.0	15,332,000	3.92	600,300
	<b>&gt; 1.5</b>	<b>16,675,100</b>	<b>3.75</b>	<b>624,900</b>
	> 1.0	16,927,300	3.71	628,000
	> 0.8	17,120,500	3.68	629,700
	> 0.6	17,306,700	3.63	628,100
	> 0.5	17,400,900	3.63	631,600



# NEW HIGH GRADE 10%+ ZONE WITH SAME FOOTPRINT – BETTER ECONOMICS

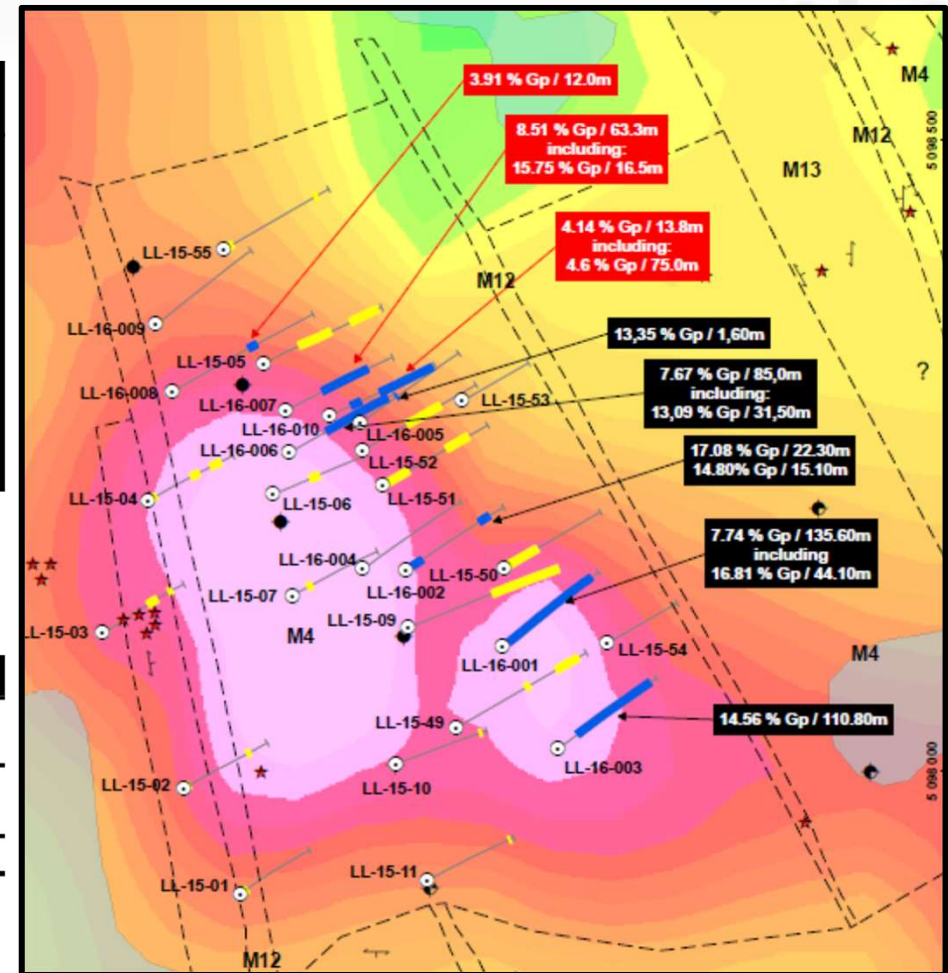


## 2016 DRILL HIGHLIGHTS (YELLOW)

Hole #	From (m)	To (m)	Length* (m)	Gp %
LL-15-50	2.20	48.45	46.25	5.43
including	5.80	9.75	3.95	17.95
including	42.70	46.95	4.25	15.56
LL-15-51	4.20	37.50	33.30	14.62
including	9.00	37.50	28.50	16.53
	91.55	122.50	30.95	8.18
including	91.55	98.50	6.95	18.31
including	115.00	122.50	7.50	9.61
LL-15-52	64.65	111.80	47.15	4.42
including	109.00	111.80	2.80	17.28

## 2017 DRILL HIGHLIGHTS (BLUE)

Hole #	From (m)	To (m)	Length* (m)	Gp %
LL-16-001	3.90	139.50	135.60	7.74
including	3.90	48.00	44.10	16.81
LL-16-002	3.90	26.20	22.30	17.08
	113.90	129.00	15.10	14.80
LL-16-003	30.20	141.00	110.80	14.56





## SHARE STRUCTURE



<b>Shares Issued:</b>	<b>38,218,572</b>
<b>Fully Diluted:</b>	<b>55,439,156</b>
<b>Market Capital:</b>	<b>\$ 3,300,000</b>
<b>Working Capital:</b>	<b>\$ 240,000</b>
<b>(Fully diluted):</b>	<b>\$ 4,240,000</b>
<b>1 YR EX. Budget:</b>	<b>\$ 600,000</b>

## MANAGEMENT TEAM



### **A. Paul Gill — Chief Executive Officer**

Mr. Gill is the President of AJS Management Inc., a company providing management consulting to private and public companies. From November 2003 to October 2006, Mr. Gill was heavily involved in the dynamic growth stage of Norsemont Mining (TSX: NOM) as a Officer, and Director, V.P. Business Development, while the company grew from a market capitalization of \$1 million to \$50 million with a final buyout of \$ 512 M. Mr. Gill is also a Director of Graphene 3D Lab (TSXV: GGG), CEO of Lomiko Technologies and an Advisor to Altair Resources (TSXV: AVX)

### **Jacqueline Michael — Chief Financial Officer**

Ms. Michael has over 20 years of financial and administration experience. In 1988, Ms. Michael co-founded The Conac Group, a software development company for construction management, where she acted as President and CEO. In 1997, Ms. Michael was successful in taking the company public on the CDNX Exchange and helped raise over \$5 million in private placement financings for the company. Ms. Michael has acted as the President and Chief Executive Officer for public companies for over 10 years.



## DIRECTORS



### **Julius Galik — Director**

A business man and a financial advisor with PFSL, Mr. Galik has been involved in start-up situations within the mining exploration industry in Western Canada since 2002, and during the past 8 years has been instrumental in the development and financing of various small capitalized companies, both private and public. Between 2006-2007 Mr. Galik served as director of Dorex Minerals Inc. (TSX-V: DOX), and in September 2009 was elected Dorex President and CEO.

### **Brian Gusko - Director**

Brian has significant international business experience at the highest level. He was the CFO of UC Resources Ltd., an emerging producer of silver and gold in Mexico.. Years ago he was a research associate with the U.S. Department of Commerce at an embassy posting. His international experience includes working in Corporate Planning with a Mitsubishi Group company in Tokyo, Product Management at a Vodafone spin-off in the Netherlands, and being Managing Director of Palm South Africa's wireless subsidiary. Mr. Gusko received a Bachelor of Arts in Biology (1990) from Carleton University, and an MBA from the University of Calgary (2003). He currently serves on the Board of Directors of Emergent Waste Solutions, and is an Advisor to the Board of Solegear Bioplastics(a bio-plastic company). Brian is a Partner at Vancouver-based, Sustainable Capital Corporation, a capital markets advisory firm.

