



NYC PARKING VIOLATIONS

Project 3 Final Presentation

Corrin Eckert-Chu

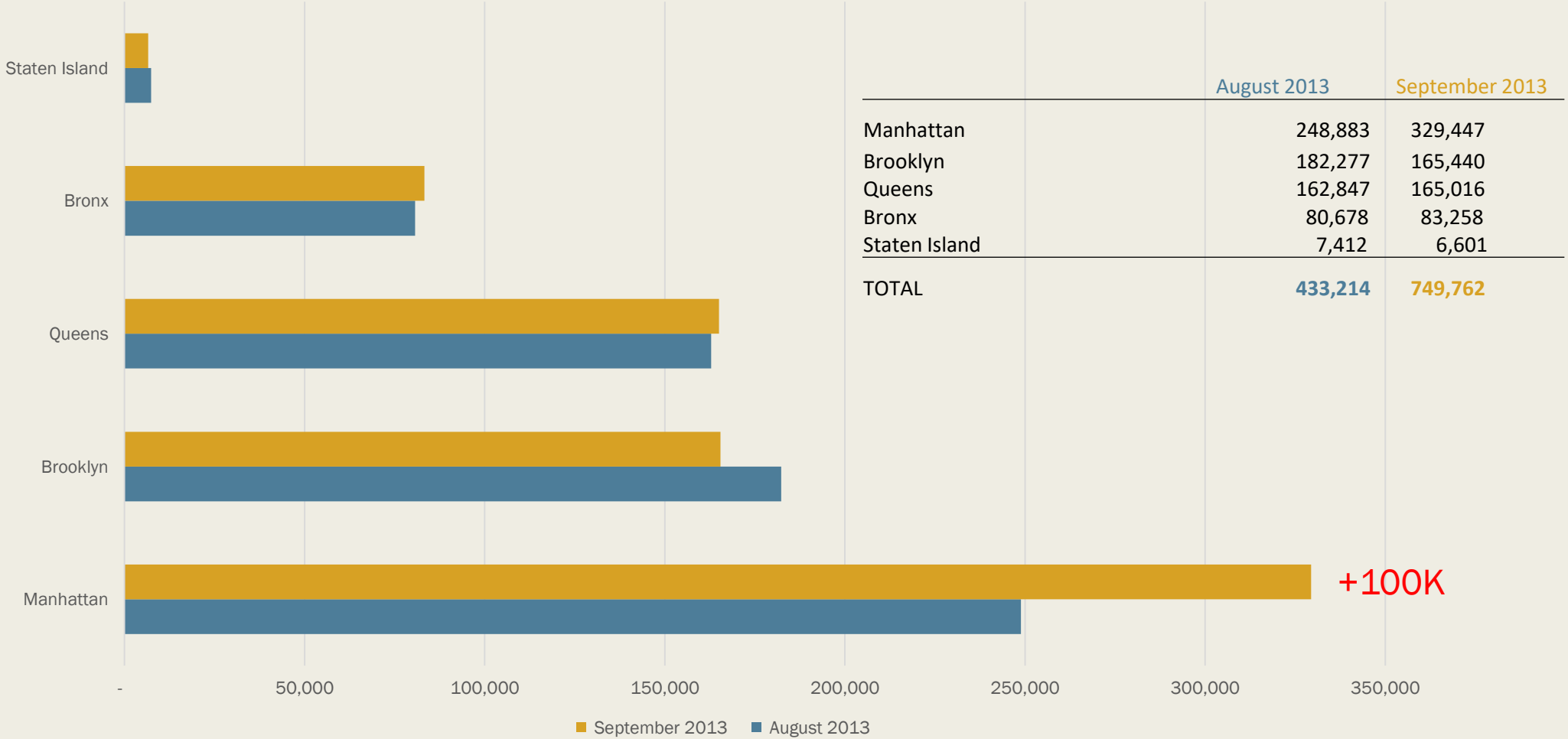


Welcome to NY!

The DOT hands out more tickets for street cleaning during high tourism months to out-of-town visitors.



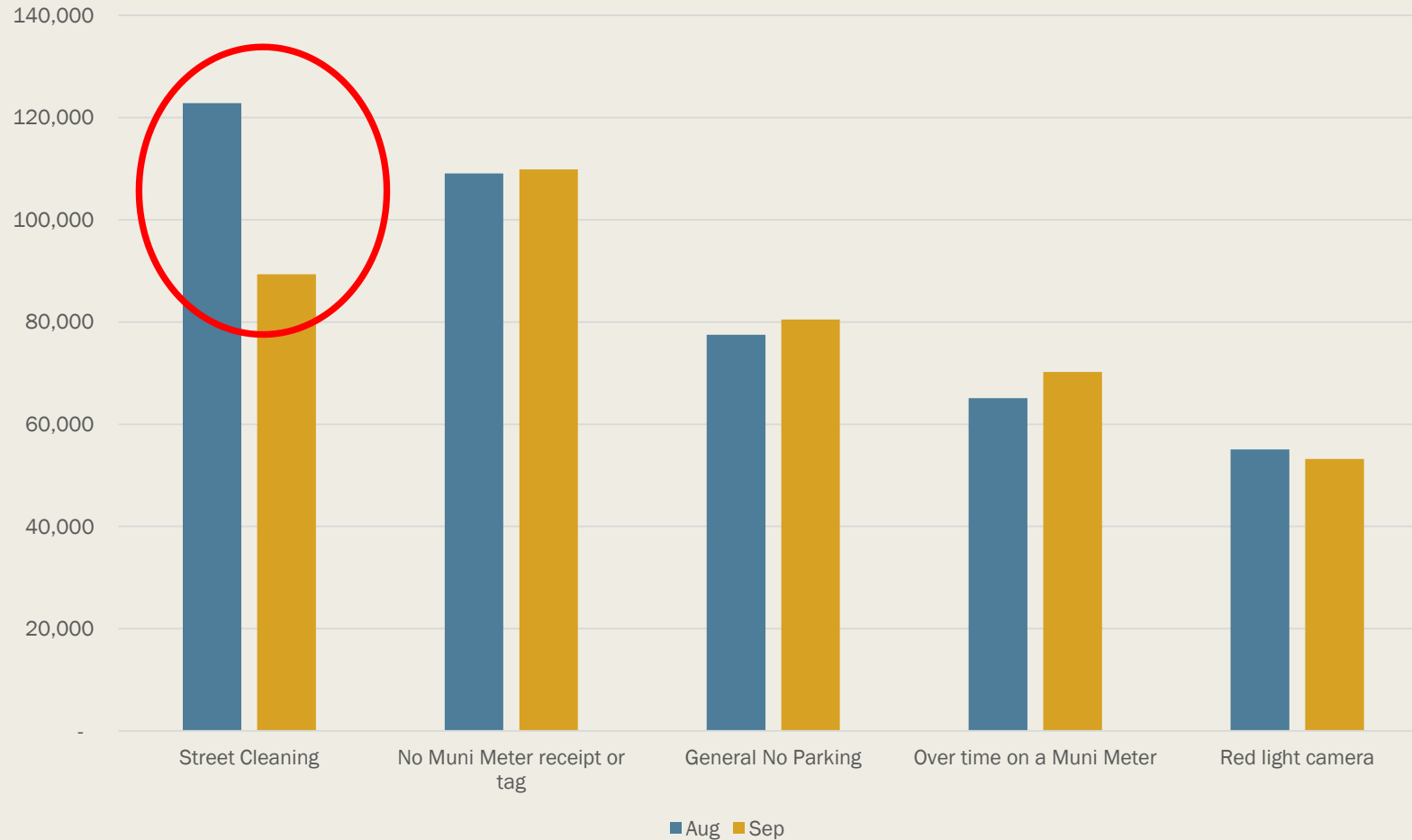
Total Parking Violations: August & September 2013



+100K

What kinds of tickets? Do they change?

Top 5 Parking Ticket Types Aug-Sept 2013



Who's getting those tickets?

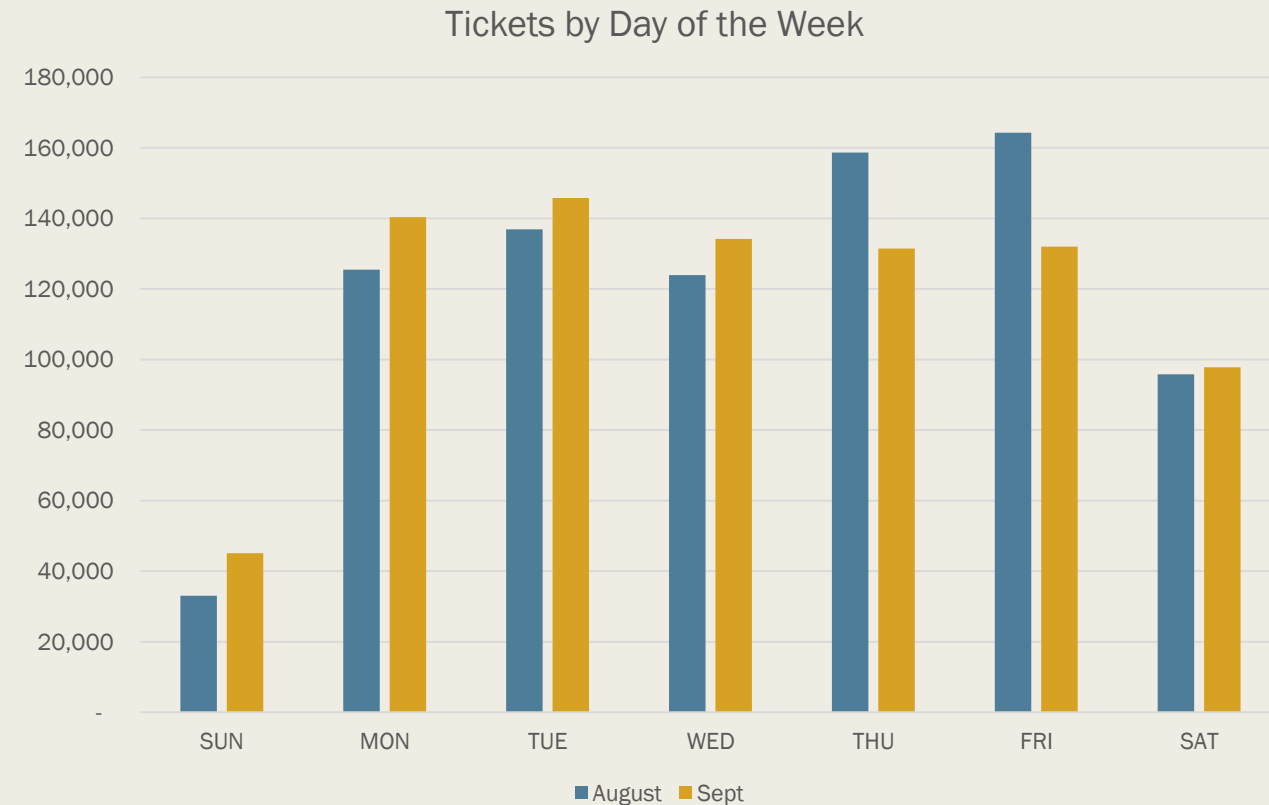
Type of Plate	Aug 2013	Sep 2013
NY plates	638,182	636,194
Non-NY Plates	195,516	186,574
"99" plates (Neither – gov't?)	4,276	3,668
	837,974	826,436

9,000 more tickets were given to non-NY plates in August than in September, while the month-over-month difference for NY plates was less than 2,000.

What's different about these months?

August has NO parking holidays, in any year; September, depending on year, may have as many as eight or ten parking holidays.

In 2013, three parking holidays fell on Thursdays and Fridays, and the difference is clear.

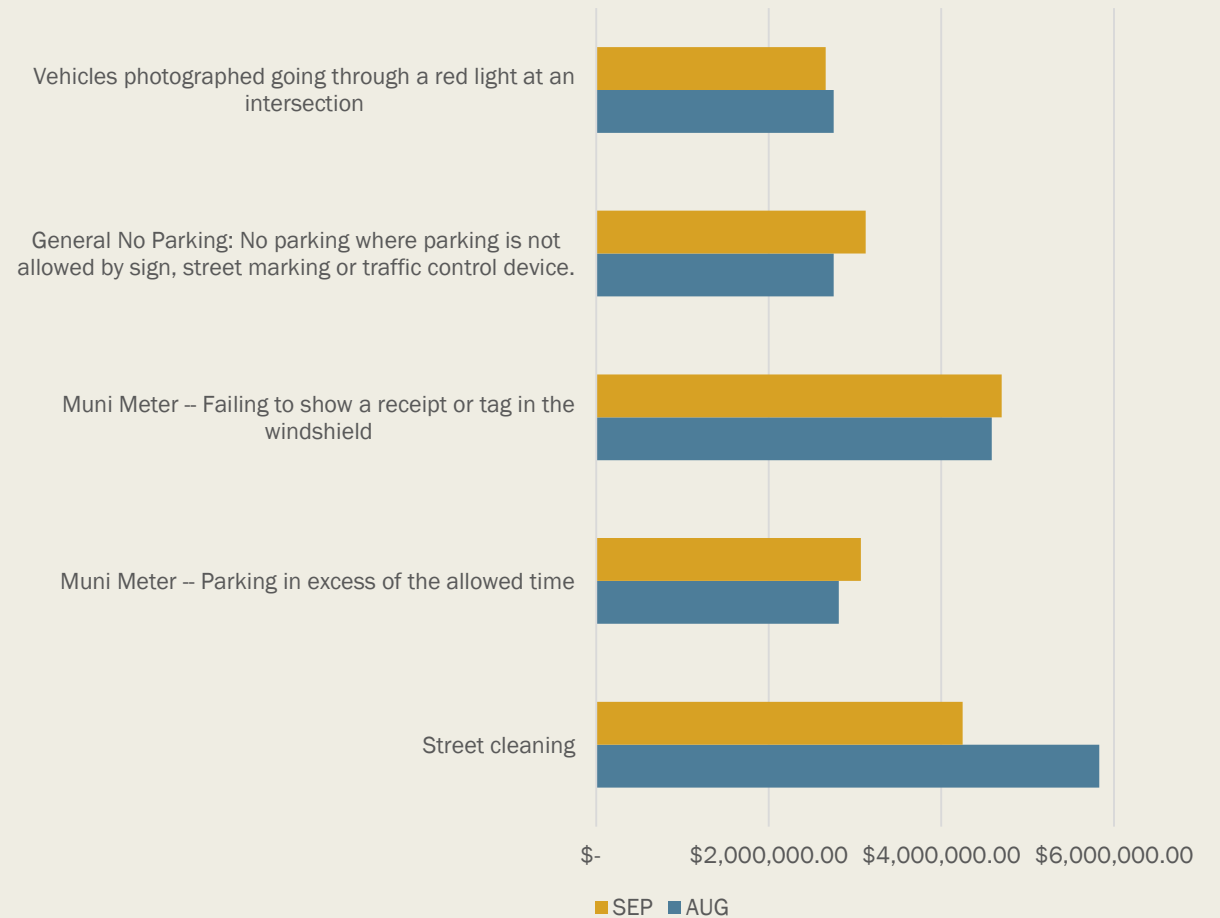


Conclusion

- The most likely possibility is that out-of-town visitors are not aware of the NYC alternate side street cleaning model and are disproportionately affected by this type of parking ticket.
- The month-over-month difference between August and September is largely due to the difference in street cleaning tickets.
- However, the number of frequent “parking holidays” in September does account for some of the difference.

Bonus: How much revenue does the City make from parking tickets?

Total Revenue Generated by the Top 5 Violations
Aug - Sep 2013



TOTAL REVENUE

AUG: \$18,731,880.00

SEP: \$17,802,180.00

(That's \$1MM extra from visitors...)

Bonus: Thanks, visitors!

Since visitors are the most frequently hit with alternate-side parking rules tickets, we can see that NYC makes an extra \$1 million in parking ticket revenue from our visitors.

Appendix: Question

- I am interested in identifying the locations and types of the most-common parking violations for the months of August and September 2014.
- If the City of NY wants to increase revenue from parking tickets, they would need to know what parts of the city to target; additionally by examining whether these parking violations are more common by locals or visitors, citizen advocacy groups might be able to tell whether signage is effective or not (locals might know from experience; visitors might not know to check).
- My hypothesis is that there will be significant differences in number and type of parking violation from August (a month with many visitors to NYC) to September (more locals).