

KETTAL

LANDSCAPE

Design Kettal Studio

XX/XX → CM/inch

Aluminium
Aluminio
Aluminium
Aluminium
Aluminium

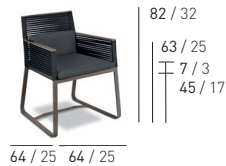
Rope
Cuerda
Corde
Schnurr
Corda

Ceramics
Cerámica
Céramique
Keramik
Ceramica

Teak
Teka
Teck
Teckholz
Teak

941000-750/941500-585

Dining armchair
Sillón Comedor
Fauteuil s. à manger
Esstuhl
Poltroncina pranzo
U.B.:1 - W: 6,2 kg / 13,6 Lbs
V: 0,5 m3 / 17,6 cft



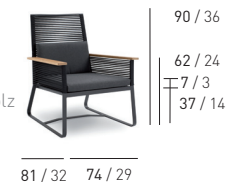
942010-750/942015-584

Club armchair XL
Sillón club XL
Fauteuil club XL
Clusessel
Poltrona club XL
U.B.:1 - W:18,7 kg / 41 Lbs
V: 0,8 m3 / 28 cft



942101-750/942105-585

Club armchair teak armrests
Sillón club con brazos de teka
Fauteuil club acc. en Teck
Clubsessel armlehnen aus Teakholz
Poltrona club braccoli in Teck
U.B.:1 - W:28 kg / 61,7 Lbs
V: 0,54 m3 / 19,28 cft



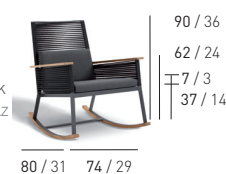
942020-750/942025-584

2-Seater L
Sofá 2 L
Canapé 2 L
2-Sitzer L
Divano 2 L
U.B.:1 - W:22 kg / 49 Lbs
V: 1 m3 / 35 cft



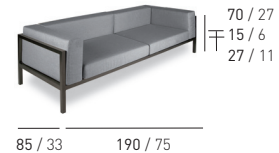
943101-750/942105-585

Rocking chair teak armrests
Mecedora con brazos de teka
Chaise à bascule club acc. en Teck
Schaukelstuhl armlehnen aus Teakholz
Sedia a dondolo braccoli in Teck
U.B.: 1 - W: 13,2 kg / 29,1 Lbs
V: 0,70 m3 / 24,75 cft



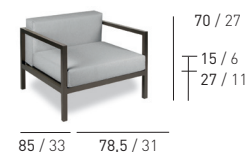
944030-750/944035-584

Seater 2 XL
Sofá 2 XL
Canapé 2 XL
Sitzer 2 XL
Divano 2 XL
U.B.:1 - W:28 kg / 62 Lbs
V: 1,3 m3 / 46 cft



942000-750/942005-584

Club armchair L
Sillón club L
Fauteuil club L
Clubsessel L
Poltrona club L
U.B.:1 - W:12,3 kg / 27 Lbs
V: 0,6 m3 / 21 cft



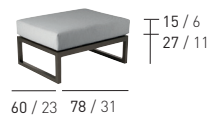
944050-750/944055-584

Seater 3 XL
Sofá 3 XL
Canapé 3 XL
Sitzer 3 XL
Divano 3 XL
U.B.:1 - W:35 kg / 77 Lbs
V: 1,7 m3 / 60 cft



943000-750/943005-584

Footstool
Reposapiés
Repose-pieds
Hocker
Appoggiapiedi
U.B.:1 - W: 9,8 kg / 22 Lbs
V: 0,2 m3 / 7 cft



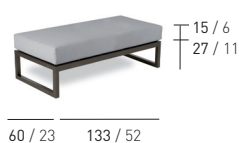
945100-750/945105-584

Left corner module
Módulo esquina izquierdo
Module d'angle gauche
Eckteil links
Modulo angolare sinistro
U.B.:1 - W:26 kg / 57 Lbs
V: 1,2 m3 / 42 cft



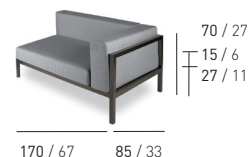
943020-750/943025-584

Bench
Banco
Banc
Bank
Panca
U.B.:1 - W:20 kg / 44 Lbs
V: 0,3 m3 / 10 cft



945200-750/945205-584

Right corner module
Módulo esquina derecho
Module d'angle droit
Eckteil rechts
Modulo angolare destro
U.B.:1 - W:26 kg / 57 Lbs
V: 1,23 m3 / 43 cft





750
Manganese
Black Rope



584
Natte Grey
Laminate



585
Natte Sooty
Laminate



849
Pearl Linen
Laminate

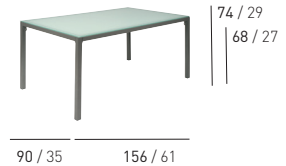
945300-750/945305-584

Central module
Módulo central
Module central
Mittelleil
Modulo centrale
U.B.:1 - W:22 kg / 49 Lbs
V: 1 m3 / 35 cft



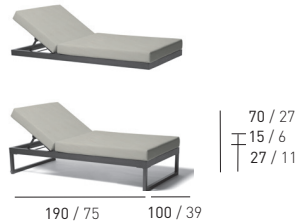
1275-750

Dining table 6 guests
Mesa comedor 6 cubiertos
Table s. à manger 6 couverts
Tisch 6 personen
Tavolo pranzo 6 posti
U.B.:1 - W:47 kg / 104 Lbs
V: 0,37 m3 / 13 cft



**946112-750/946100-750/
946117-849**

Lounger with 5-position
Lounger 5 posiciones
Chaise longue 5 positions
Liege, einfacher Lehne mit 5 Pos.
Lettino schienale 5 posizioni
U.B.:1 - W:27 kg / 59,5 Lbs
V: 0,2 m3 / 7 cft




947140-750

Dining table extendable 8-12 guests
Mesa comedor extensible 8-12 cubiertos
Table s. à manger allongable 8-12 couverts
Rechteckiger Esstisch 8-12 personen
Base tavolo pranzo allongable 8-12 posti
U.B.:1 - W: 171 kg / 371 lbs
V: 1,79 m3 / 63 cft




**946142-750/946105-750/
946117-849**

Lounger double with 5-position
Lounger doble 5 posiciones
Chaise longue double 5-positions
Liege, doppelte Lehne mit 5 Pos.
Lettino doppio schienale 5 posizioni
U.B.:1 - W:53 kg / 116,8 Lbs
V: 0,2 m3 / 7 cft




943020-750

Centre table
Mesa centro
Table basse
Couchtisch
Tavolino basso
U.B.:1 - W:15 kg / 33 Lbs
V: 0,3 m3 / 10,5 cft



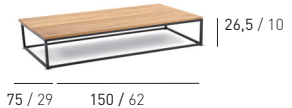
948500-750/948501-584

Island
Island
Island
Island
Island
U.B.:1 - W:34kg / 75 Lbs
V: 2 m3 / 70 cft



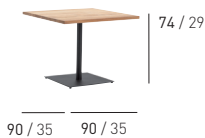
1284-750

Teak Centre table
Mesa centro teka
Table basse teak
Couchtisch Teak
Tavolino basso teak
U.B.:1 - W:30 kg / 66 Lbs
V: 0,29 m3 / 10,3 cft



56429-904/68801-726

Table base/Teak
Pie de mesa/Teak
Pied table/Teak
Tischfuss/Teak
Base tavolo/Teak
U.B.: 1 - W: 35 kg / 76 Lbs
V: 0,60 m3 / 21,22 cft



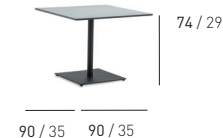
1274-750

Aluminium Side table
Mesa auxiliar aluminio
Mesa auxiliare aluminium
Beistelltisch Aluminium
Tavolo laterale alluminio
U.B.:1 - W:5 kg / 11 Lbs
V: 0,1 m3 / 3,5 cft



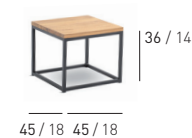
56429-750/68801-726

Table base/Compact Stone
Pie de mesa/Compact Stone
Pied table/Compact Stone
Tischfuss/Compact Stone
Base tavolo/Compact Stone
U.B.: 1 - W: 37 kg / 80,3 Lbs
V: 0,60 m3 / 21,22 cft



1277-750

Teak Side table
Mesa auxiliar teka
Mesa auxiliare teak
Beistelltisch Teak
Tavolo laterale teak
U.B.:1 - W:7 kg / 15,4 Lbs
V: 0,0,7 m3 / 2,5 cft

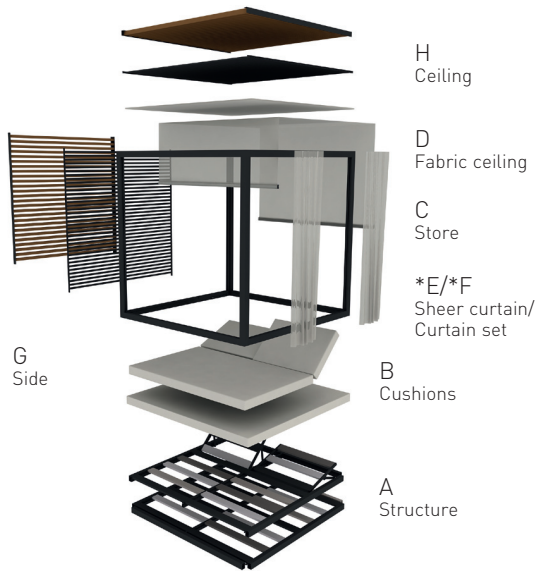


KETTAL LANDSCAPE DAYBEDS

Design Kettal Studio

XX/XX → CM/inch

Aluminium
Aluminio
Aluminium
Aluminium
Alluminio



SUNDOWN

Floor daybed, fixed backrest
Daybed suelo, respaldo fijo
Daybed sol, dossier fixe
Daybed Boden, nicht verstellbare Lehne
Daybed suolo, schienale fisso
U: 1 - K: 132kg / 290 Lbs
V: 0,5 m3 / 18 cft



200 / 79 200 / 79

BREEZE

Floor daybed, fixed backrest
Daybed suelo, respaldo fijo
Daybed sol, dossier fixe
Daybed Boden, nicht verstellbare Lehne
Daybed suolo, schienale fisso
U: 1 - K: 132kg / 290 Lbs
V: 0,5 m3 / 18 cft



200 / 79 200 / 79

PANEL SUNDOWN

Floor daybed, fixed backrest
Daybed suelo, respaldo fijo
Daybed sol, dossier fixe
Daybed Boden, nicht verstellbare Lehne
Daybed suolo, schienale fisso
U: 1 - K: 132kg / 290 Lbs
V: 0,5 m3 / 18 cft



200 / 79 200 / 79

SHADE

Floor daybed, fixed backrest
Daybed suelo, respaldo fijo
Daybed sol, dossier fixe
Daybed Boden, nicht verstellbare Lehne
Daybed suolo, schienale fisso
U: 1 - K: 132kg / 290 Lbs
V: 0,5 m3 / 18 cft



200 / 79 200 / 79

KETTAL CONFIGURATION LANDSCAPE PAVILIONS

Design Kettal Studio

XX/XX → CM/inch

Aluminium
Aluminio
Aluminium
Aluminium
Alluminio

A
Pavilion
Pabellón
Pavillon
Pavilion
Padiglione

F
Curtain set
Set de cortinas
Jeu de rideaus
Set Gardine
Set di Tenda

I
1/2 Aluminium side
1/2 Lateral de aluminio
1/2 Latéral en aluminium
1/2 Seitliche Aluminium
1/2 Laterale in alluminio

J
1/2 Canadian Cedar side
1/2 Lateral de Canadian Cedar
1/2 Latéral en Canadian Cedar
1/2 Seitliche Canadian Cedar
1/2 Laterale in Canadian Cedar

K
1/2 Side panel for shelf
1/2 Lateral para estanteria
1/2 Lateral boîte de étagère
1/2 Alupannel mit Befestigung für Regal
1/2 Pannello laterale per Scaffale

L
1/2 Aluminium Extension
1/2 Prolongación de aluminio
1/2 Prolongation en aluminium
1/2 Verlängerung Aluminium
1/2 Prolungamento in alluminio

M
1/2 Canadian cedar Extension
1/2 Prolongación cedro canadiense
1/2 Prolongation en canadian cedar
1/2 Verlängerung Canadian Cedar
1/2 Prolungamento in Canadian cedar

P
Floor
Suelo
Sol
Boden
Fondo

R
Waterproof Sunroof (P.86)
Techo impermeable
Toit imperméable
Wasserdichtes Dach
Tetto impermeabile

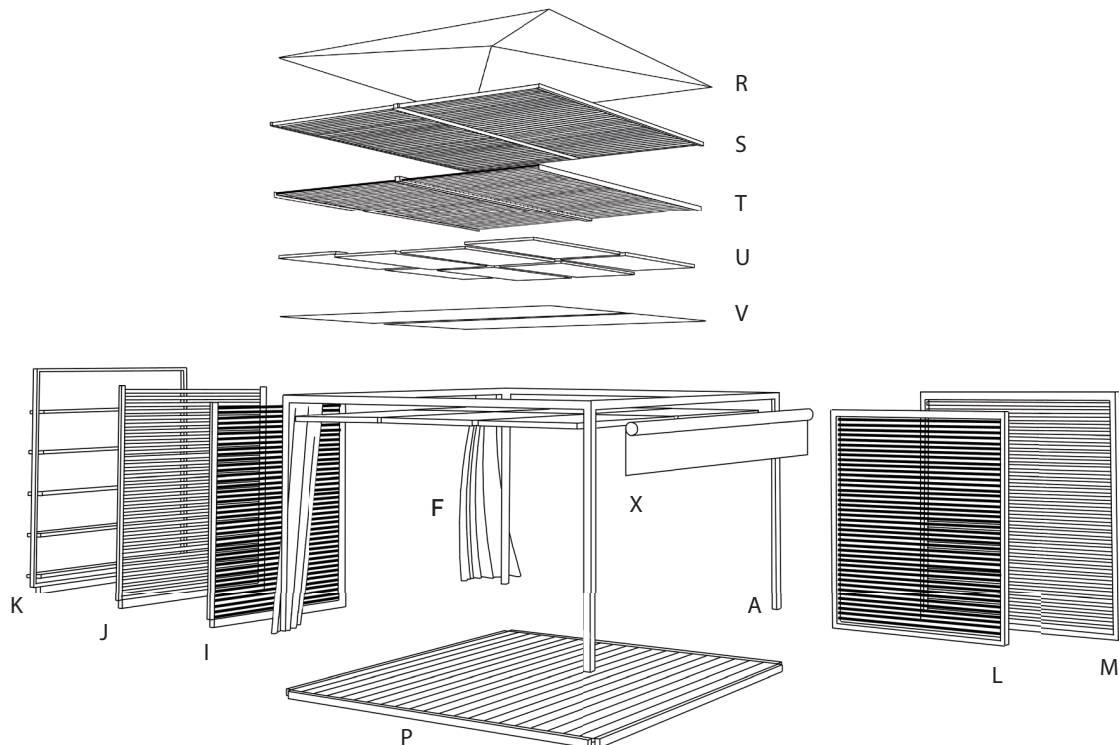
S
Canadian Cedar ceiling (P.36)
Techo de Canadian Cedar
Plafond en Canadian Cedar
Canadian Cedar-Dach
Tetto in Canadian Cedar

T
Aluminium ceiling (P.208)
Techo de aluminio
Plafond en aluminium
Aluminium-Dach
Tetto in alluminio

U
Sliding Roof (P.37)
Techo corredero
Toit coulissant
Schiebedach
Tetto apribile

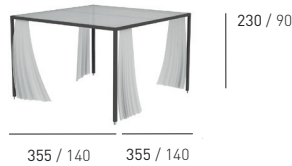
V
Fabric ceiling
Techo de tela
Plafond du tissu
Stoffe Dach
Tetto in tessuti

X
Roller blind
Estor enrollable
Store à enrouleur
Rollovorhänge
Ciechi di rullo




BREEZE

Pavilion
 Pabellón
 Pavillon
 Pavillon
 Padiglione
 U:1 - K:75 kg / 165 Lbs
 V: 1,49 m3 / 53 cft



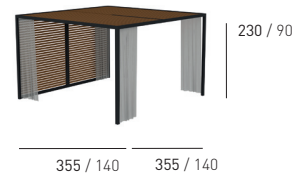
SHADE

Pavilion
 Pabellón
 Pavillon
 Pavillon
 Padiglione
 U:1 - K:75 kg / 165 Lbs
 V: 1,49 m3 / 53 cft




SHADE

Pavilion
 Pabellón
 Pavillon
 Pavillon
 Padiglione
 U:1 - K:75 kg / 165 Lbs
 V: 1,49 m3 / 53 cft




PANEL SUNDOWN double

Double Pavilion
 Pabellón doble
 Pavillon double
 Doppelpavillon
 Gazebo doppio
 U.B.:2 - W:80 kg / 173 Lbs
 V: 28 m3 / 997 cft



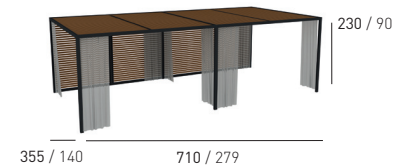
BREEZE double

Double Pavilion
 Pabellón doble
 Pavillon double
 Doppelpavillon
 Gazebo doppio
 U.B.:2 - W:80 kg / 173 Lbs
 V: 28 m3 / 997 cft



WOOD SHADE double

Double Pavilion
 Pabellón doble
 Pavillon double
 Doppelpavillon
 Gazebo doppio
 U.B.:2 - W:80 kg / 173 Lbs
 V: 28 m3 / 997 cft



***Maximum permissible wind pressures by the Landscape pavilion/ Presiones máximas de viento admisibles por el pabellón Landscape/ Pressions maximales de vent admissibles par le pavillon Landscape/ Zulässiger Höchstwinddruck durch den Landscape-Pavillon/ Pressioni massime di vento ammissibili con il padiglione Landscape**

wind speed A – 93,60 Km/h / 58,16 mph B – 97,20 Km/h / 60,39 mph C – 104,40 Km/h / 64,87 mph

Maximum height to which it can be installed

1 – Sea		30 m / 98 ft	18 m / 59 ft	9 m / 29 ft
2 – Rural flat	2	41 m / 134 ft	28 m / 91	14 m / 46 ft
3 – Rural rough	3	67 m / 219 ft	48 m / 157 ft	26 m / 85 ft
4 – Urban	4	109 m / 357 ft	84 m / 275 ft	49 m / 160 ft
5 – Mayor cities	5	187 m / 613 ft	146 m / 479 ft	90 m / 295 ft

* Calculations based on Basic document SE-AE. Structural security. [Framework Document SS-BA. Structural Safety in Building] which establishes the loads to be considered, and Eurocodigo 9 (Spanish Association for Standardisation and Certification. Eurocode 9), a monographic standard for aluminium structures. *This information is for guidance only. The safety of the pavilion will depend on the anchoring system used and the type of floor on which it is installed. For more exact information, please contact your distributor.