

**governor**<sup>TM</sup>

---

**BRAND STYLE GUIDE**

JANUARY 2017

# TABLE OF CONTENTS

## 3 ABOUT THIS STYLE GUIDE

### CHAPTER I: LOGO

- 4 Logo
- 5 Logo Standards
- 6 Logo Usage
- 7 Logo Don'ts

### CHAPTER II: ICON

- 8 Icon Standards
- 9 Icon Usage
- 10 Icon Don'ts

### CHAPTER III: APPROVED STYLES

- 11 Vertical Logos
- 12 Horizontal Logos
- 13 Black & White Logos

## CHAPTER IV: COLOR AND TYPOGRAPHY

- 15 Color
- 16 Typography

## CHAPTER IV: BUSINESS MATERIALS

- 17 Business Cards
- 18 Letterhead
- 19 #10 Envelope

## ABOUT THIS STYLE GUIDE

A memorable and effective identity takes years to build, yet it can quickly erode if we fail to protect the elements that define it. This is one of the principal reasons we created these graphic standards.

In this document you will find the basic guidelines for using Governor identity tools. Significant time has been spent refining the multiple expressions of the Governor brand. These new visual tools, used with care and imagination, will ensure that Governor image will retain its power and consistency for years to come.

## I. LOGO

This logo is the primary graphic used for the Governor identity. Always use approved artwork. Do not under any circumstances attempt to match this letterform with other typefaces, no matter how similar they may appear. This will ensure the consistent use of the wordmark in all applications.



# I. LOGO STANDARDS

This logo is the primary graphic used for the Governor identity. When used make sure to give the Governor logo a proper amount of surrounding space. Always use approved artwork. Do not under any circumstances attempt to match this letterform with other typefaces, no matter how similar they may appear. This will ensure the consistent use of the wordmark in all applications.



Do not attempt to make the logo any smaller than .25" tall

This is the approved amount (.5") of space needed for the Governor logo

# I. LOGO USAGE

This logo is the primary graphic used for the Governor identity. Always use approved artwork. Do not under any circumstances attempt to match this letterform with other typefaces, no matter how similar they may appear. This will ensure the consistent use of the wordmark in all applications.



Full Color Light Background



Full Color Dark Background



Image Layout. Background black set to 85% over image



Black and white




One Color Logo




Image Layout. Background white set to 85% over image

# I. LOGO DON'TS


This logo is the primary graphic used for the Governor identity. Always use approved artwork. Do not under any circumstances attempt to match this letterform with other typefaces, no matter how similar they may appear. This will ensure the consistent use of the wordmark in all applications. Also do not do the below.




Don't use two unapproved colors for the wordmark




Don't change typeface or use sentence case for wordmark



Don't rotate logo.



Don't change the kerning for wordmark or capitalization




Do not distort.



Don't change opacity.

# II. ICON STANDARDS


This icon is the secondary graphic used for the Governor identity. The icon can be used by itself or in conjunction with the wordmark. Always use approved artwork. Do not attempt to create your own. This will ensure the consistent use of the icon in all applications.



This is the approved amount (.25") of space needed for the Governor icon




Do not attempt to make the icon any smaller than .375"





## II. ICON USAGE

This icon is the secondary graphic used for the Governor identity. The icon can be used by itself or in conjunction with the wordmark. Always use approved artwork. Do not attempt to create your own. This will ensure the consistent use of the icon in all applications.




Light Background




Dark Background




Green Background



Transparent Background  
Black



One Color



One Color




One Color Tranparent  
Background




One Color Tranparent  
Background

## II. ICON DON'TS


This icon is the secondary graphic used for the Governor identity. The icon can be used by itself or in conjunction with the wordmark. Always use approved artwork. Do not attempt to create your own. This will ensure the consistent use of the icon in all applications.



Don't use unapproved colors or gradients.



Don't deform in anyway.



Don't rotate.



Do not distort.



Don't apply unapproved transperancies.



Don't apply unapproved transperancies.

### III. APPROVED VERTICAL LOGOS

The Governor logos below are to be used when a vertical treatment is needed for any medium.




### III. APPROVED HORIZONTAL LOGOS

The Governor logos below are to be used when a vertical treatment is needed for any medium.




### III. APPROVED VERTICAL B&W LOGOS

The Governor logos below are to be used when a vertical treatment is needed for any medium.



### III. APPROVED HORIZONTAL B&W LOGOS


The Governor logos below are to be used when a vertical treatment is needed for any medium.



# III. COLORS

The official corporate colors of Governor are listed below.

## PRIMARY COLORS



PMS 418 C  
CMYK: 38, 26, 40, 72  
Hex Code: #51534a




PMS 7737 C  
CMYK: 60, 0, 98, 7  
Hex Code: #6ba539



PMS 414 C  
CMYK: 13, 8, 17, 26  
Hex Code: #a8a99e



PMS 418 C  
CMYK: 38, 26, 40, 72  
Hex Code: #51534a



WHITE  
CMYK: 0, 0, 0, 0  
Hex Code: #ffffff

### III. TYPOGRAPHY

The designated san-serif font typeface for Governor is Brandon Grotesque. This face can be used as a display face in other official communications and print collateral in all Brandon Grotesque weights. These are to be used as the main body text of documents, print collateral and web pieces.

#### PRIMARY FONT

<https://typekit.com/fonts/sofia>

##### SOFIA PRO LIGHT

abcdefghijklmnopqrstvwxyz  
1234567890

##### SOFIA PRO REGULAR

abcdefghijklmnopqrstvwxyz  
1234567890

##### SOFIA PRO SEMIBOLD

abcdefghijklmnopqrstvwxyz  
1234567890

##### SOFIA PRO BOLD

abcdefghijklmnopqrstvwxyz  
1234567890

#### SUPPORTING FONT

<https://fonts.google.com/specimen/Source+Sans+Pro>

##### SOURCE SANS PRO LIGHT

abcdefghijklmnopqrstvwxyz  
1234567890

##### SOURCE SANS PRO REGULAR

abcdefghijklmnopqrstvwxyz  
1234567890

##### SOURCE SANS PRO BOLD

abcdefghijklmnopqrstvwxyz  
1234567890

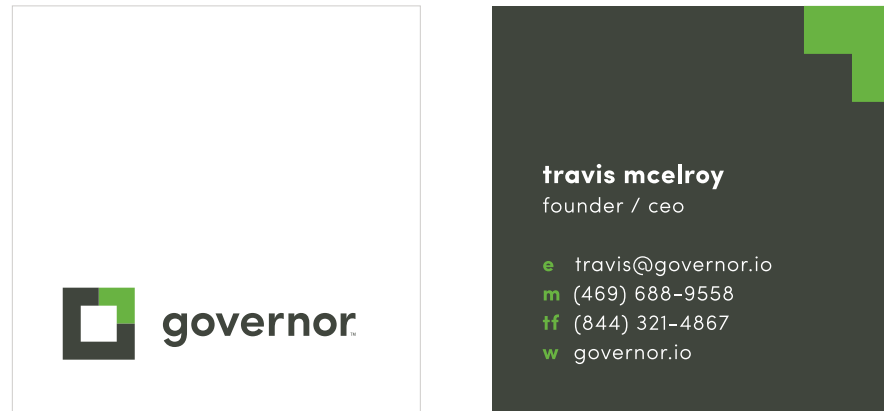
##### SOURCE SANS PRO BLACK

abcdefghijklmnopqrstvwxyz  
1234567890



## IV. BUSINESS CARD

The layout for the Governor business card is shown here at actual size. The size, placement and configuration of wordmark, icon and typography should not be changed.



## IV. LETTERHEAD

The layout for the Governor letterhead is shown here at 50% actual size. The size, placement and configuration of wordmark, icon and typography should not be changed.

## IV. #10 ENVELOPE

The layout for the Governor #10 envelope is shown here at 80% actual size. The size, placement and configuration of wordmark, icon and typography should not be changed.

