

# Minotti

## WEDGE DINING



nendo design

### Finiture piano:

- marmo Nero Marquina, spessore mm 20, sagomato;
- marmo Stone Grey, spessore mm 20, verniciato poliestere lucido trasparente, sagomato;
- marmo Calacatta, spessore mm 20, sagomato;
- vetro stratificato, temperato, bisellato, spessore mm 12+8, ottenuto accoppiando un vetro bronzato con un piano di vetro extra-chiaro;
- MDF, spessore mm 20, impiallacciato in frassino, laccato a poro aperto colore Moka.

Nella versione con piano in vetro, le rispettive lastre sono forate per permettere il fissaggio delle piastre superiori alle gambe.

I piani in marmo e in essenza sono supportati da un pannello strutturale di alluminio stratificato, spessore mm 31, verniciato Nero opaco.

I piani in marmo Ø cm 160, 180 e 200 sono sempre divisi in 3 parti mentre i piani rettangolari cm 260x120, 280x120, 300x120 e i piani a botte cm 290x130 e 310x130 sono sempre divisi in due parti.

### Finiture gambe:

- metallo satinato verniciato color Malto, solo in abbinamento ai piani in marmo e in essenza;
- acciaio lucido, solo in abbinamento ai piani in marmo e in essenza;
- metallo impiallacciato wengé spazzolato, laccato a poro aperto colore Moka, solo in abbinamento al piano in vetro.

Le gambe con finitura wengé hanno una struttura interna in metallo satinato, verniciato color Malto, successivamente accoppiata alla lastra di metallo esterna impiallacciata wengé.

Piedini regolabili in metallo verniciato color Malto oppure in acciaio lucido in abbinamento alle finiture delle gambe.

Scivolante protettivo in ABS.

### Top finishes:

- Nero Marquina marble, 20 mm thick, contoured;
- Stone Grey marble, 20 mm thick, glossy transparent polyester coating, contoured;
- Calacatta marble, 20 mm thick, contoured;
- laminated, tempered, beveled glass, 12+8 mm thick, composed of a bronzed glass sheet laminated to a top sheet of extra-clear glass;
- 20 mm MDF with ash veneer, open pore Moka colour lacquer finish.

In the glass top version, the respective glass sheets are drilled to allow attachment of the upper mounting plates to the legs.

The marble and wood tops are supported by a laminated aluminium structural panel, 31 mm thick, varnished matt Black.

The 160, 180 and 200 cm Ø marble tops are always divided into three parts, while the 260x120, 280x120, 300x120 cm rectangular tops and the 290x130 and 310x130 cm barrel-shaped tops are always divided into two parts.

### Legs finishes:

- satin finish metal varnished Malt colour, available only with marble and wood tops;
- polished steel, available only with marble and wood tops;
- metal with brushed wenge veneer, open pore Moka colour lacquer finish, available only with glass top.

Legs with wenge finish have internal structure in satin finish metal, varnished Malt colour, then laminated to an external metal sheet with wenge veneer.

Adjustable metal feet varnished Malt colour, or polished steel to match the legs finishes.

Protective ABS glides.

### Platte in folgenden Ausführungen:

- Schwarzer Marquina Marmor, Stärke 20 mm, formgeschnitten;
- Stone Grey Marmor, Stärke 20 mm, mit transparentem Polyester glänzend lackiert, formgeschnitten;
- Calacatta Marmor, Stärke 20 mm, formgeschnitten;
- Verbundglas, gehärtet, geschliffen, Stärke 12+8 mm, Kombination von bronziertem mit extraweißem Glas;
- MDF, Stärke 20 mm, furniert mit offenporig mokkafarbig lackierter Esche.

Bei der Variante mit Glasplatte, sind die Platten gelocht, um die oberen Platten an den Beinen befestigen zu können.

Die Platten aus Marmor und Holz liegen auf einer strukturellen Stützplatte auf, Stärke 31 mm, mattschwarz lackiert.

Die Marmorplatten mit Ø 160, 180 und 200 cm bestehen immer aus drei Teilen, während die rechteckigen Platten mit den Abmessungen 260x120, 280x120, 300x120 cm und die bootförmigen in den Maßen 290x130 und 310x130 cm immer aus 2 Teilen bestehen.

### Beine in folgenden Ausführungen:

- Satiniertes, in der Farbe Malz lackiertes Metall verfügbar nur mit Tischplatten aus Marmor und Holz;
- Stahl glänzend, verfügbar nur mit Tischplatten aus Marmor und Holz;
- Metall mit Belag aus gebürstetem, offenporig mokkafarbig lackiertem Wenge verfügbar nur mit Glasplatten.

Die Beine mit der Ausführung in Wenge haben eine interne Struktur aus satiniertem, in der Farbe Malz lackiertem Metall, die dann mit der externen, mit Wenge belegten Metallplatte verbunden wird.

Verstellbare Metallfüßchen, in der Farbe Malz lackiert oder, passend zur Ausführung der Beine aus glänzendem Stahl. Gleitschutz aus ABS.

### Finitions plateau :

- marbre Nero Marquina, épaisseur 20 mm, façonné ;
- marbre Stone Grey, épaisseur 20 mm, laqué polyester brillant transparent, façonné ;
- marbre Calacatta, épaisseur 20 mm, façonné ;
- verre feuilleté, trempé, biseauté, épaisseur 12+8 mm, obtenu en couplant un verre bronze avec une plaque de verre transparent extra-clair ;
- MDF, épaisseur 20 mm, plaqué frêne, laqué à pores ouverts couleur Moka.

Dans la version avec plateau en verre, les plaques sont percées afin de pouvoir fixer les plaques supérieures sur les pieds.

Les plateaux en marbre et en essence de bois sont doublés d'un panneau structural en aluminium stratifié, épaisseur 31 mm, laqué Noir mat.

Les plateaux en marbre Ø 160, 180 et 200 cm sont toujours divisés en 3 parties, tandis que les plateaux rectangulaires 260x120, 280x120, 300x120 cm et les plateaux tonneau 290x130 et 310x130 cm sont toujours divisés en deux.

### Finitions pieds :

- métal satiné laqué couleur Malt, seulement assortis aux plateaux en marbre et en essence de bois ;
- acier brillant, seulement assortis aux plateaux en marbre et en essence de bois ;
- métal laqué wengé brossé, laqué à pores ouverts couleur Moka, seulement assortis au plateau en verre.

Les pieds finition wengé ont une structure interne en métal satiné, laquée couleur Malt, successivement couplée avec la plaque externe en métal plaqué wengé.

Petits pieds réglables en métal laqué couleur Malt ou en acier brillant, assortis aux finitions des pieds.

Patins glisseurs en ABS.


### FINITURE PIANO TOP FINISHES

#### VETRO \* GLASS




BRONZATO \*  
BRONZED

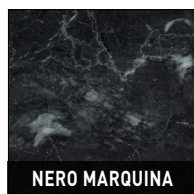
#### MARMO MARBLE



CALACATTA




STONE GREY



NERO MARQUINA

#### FRASSINO ASH



MOKA

### FINITURE GAMBE LEGS FINISHES

#### METALLO SATINATO SATIN METAL




MALTO | MALT



ACCIAIO LUCIDO  
POLISHED STEEL

#### WENGÉ WENGÉ



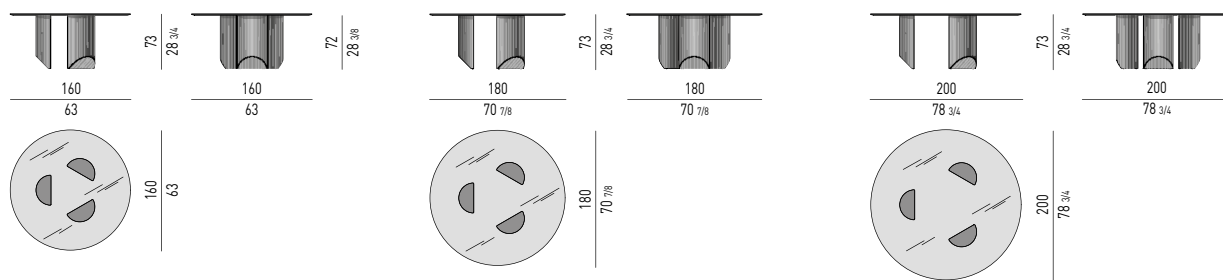
MOKA

\* PIANO IN VETRO ABBINATO SOLO ALLE GAMBE WENGÉ  
GLASS TOP ONLY COMBINED TO WENGÉ LEGS

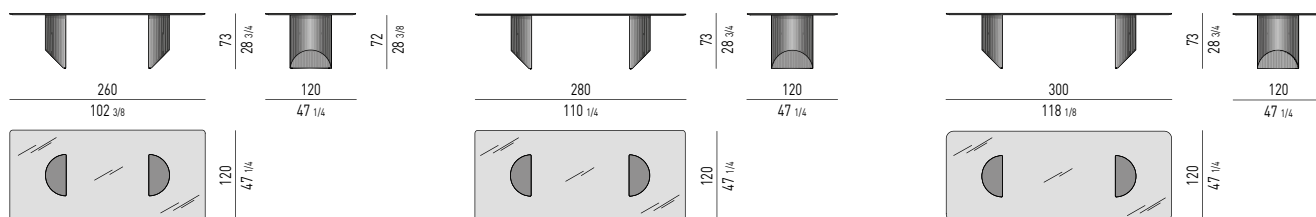
# Minotti

## PIANO VETRO BRONZATO | BRONZED GLASS TOP

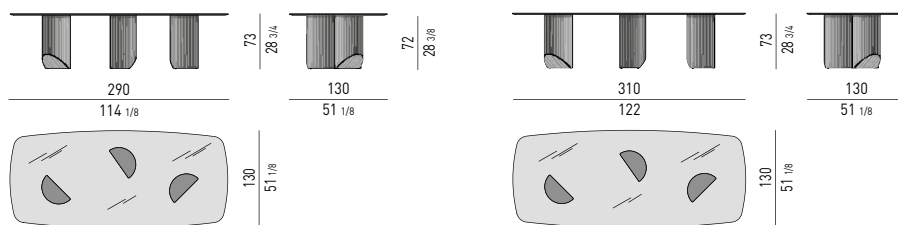
### PIANI ROTONDI | ROUND TOPS



### PIANI RETTANGOLARI | RECTANGULAR TOPS

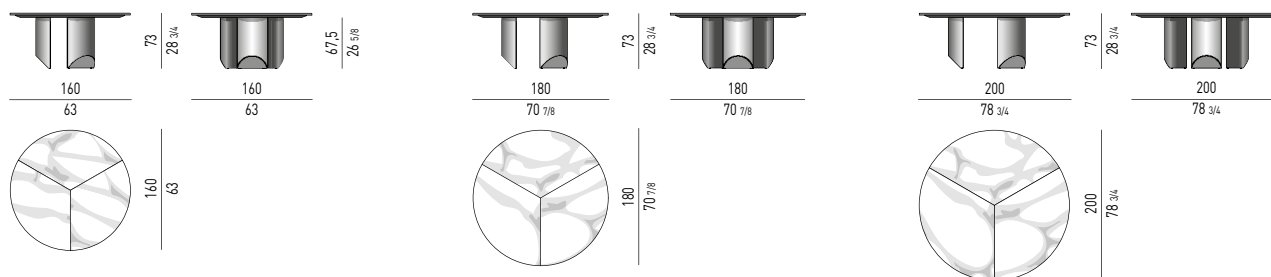


### PIANI A BOTTE | BARREL-SHAPED TOPS

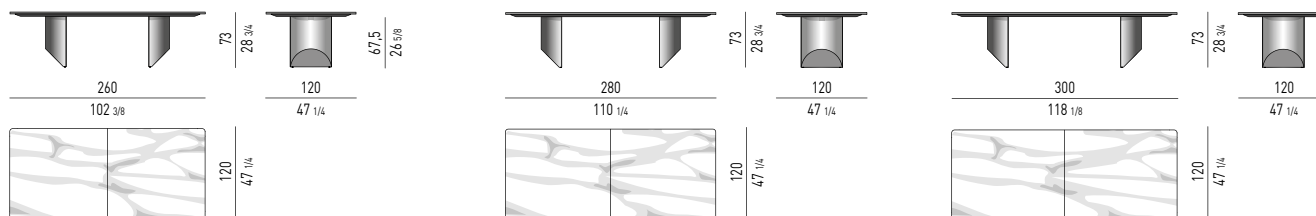


## PIANO MARMO CALACATTA | CALACATTA MARBLE TOP

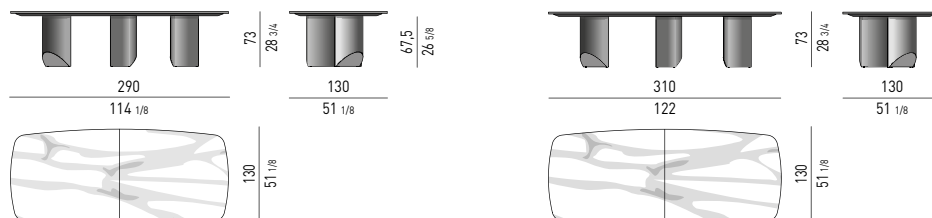
### PIANI ROTONDI | ROUND TOPS



### PIANI RETTANGOLARI | RECTANGULAR TOPS



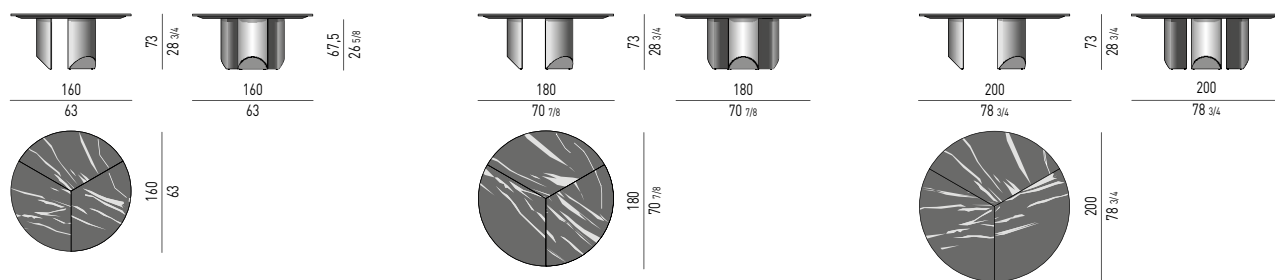
### PIANI A BOTTE | BARREL-SHAPED TOPS



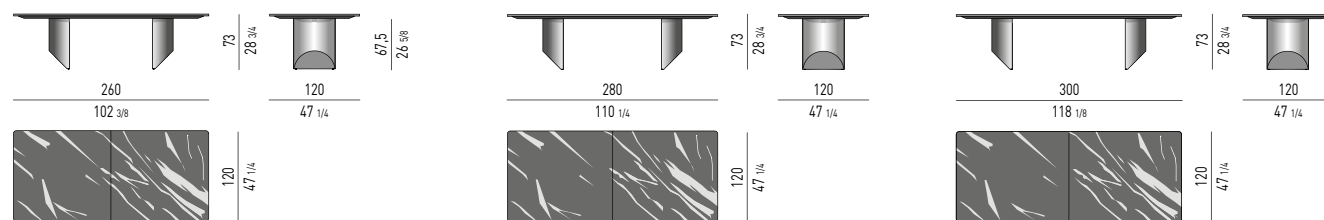
# Minotti

## PIANO MARMO STONE GREY | STONE GREY MARBLE TOP

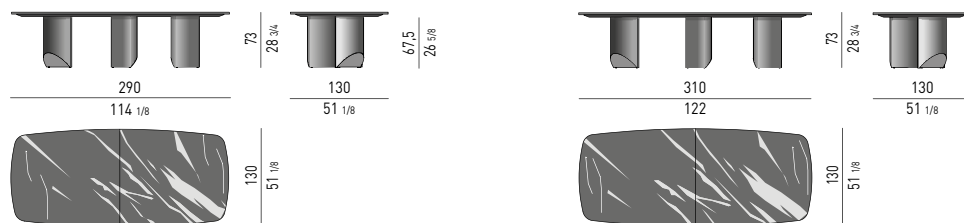
### PIANI ROTONDI | ROUND TOPS



### PIANI RETTANGOLARI | RECTANGULAR TOPS

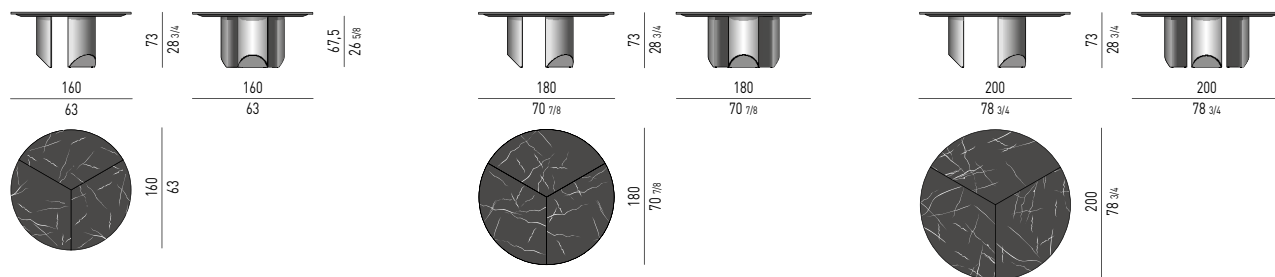


### PIANI A BOTTE | BARREL-SHAPED TOPS

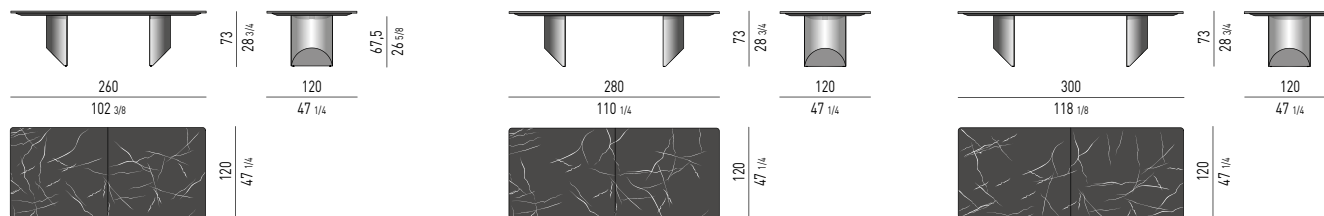


## PIANO MARMO NERO MARQUINA | BLACK MARQUINA MARBLE TOP

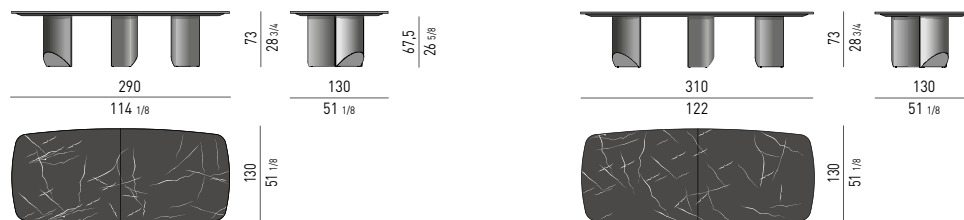
### PIANI ROTONDI | ROUND TOPS



### PIANI RETTANGOLARI | RECTANGULAR TOPS



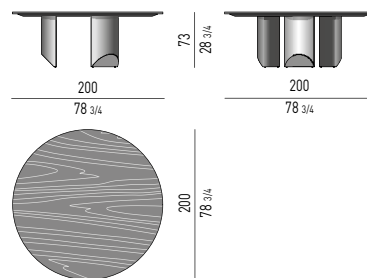
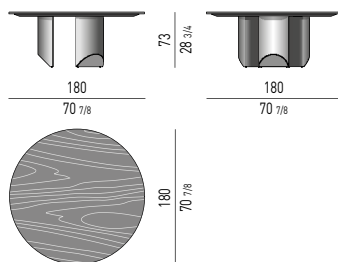
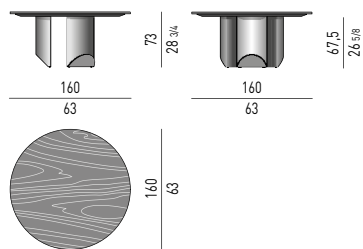
### PIANI A BOTTE | BARREL-SHAPED TOPS



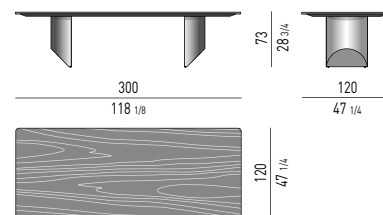
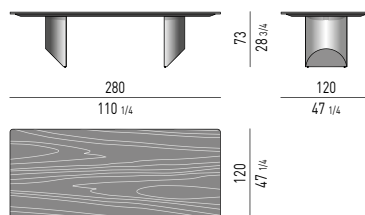
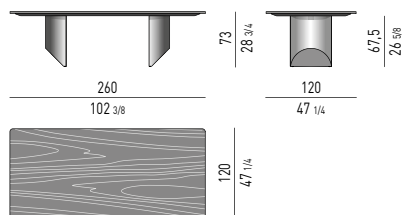
# Minotti

## PIANO FRASSINO | ASH TOP

### PIANI ROTONDI | ROUND TOPS



### PIANI RETTANGOLARI | RECTANGULAR TOPS



### PIANI A BOTTE | BARREL-SHAPED TOPS

