

MEKI CONFERENCE TABLES
LIST PRICES EFFECTIVE
FEBRUARY 1, 2024

MEKI
CONFERENCE
TABLES



STATE OF NORTH CAROLINA

2 0 2 4



Conference Table Finish Options + GSA Information

Veneer and Finishes

Wood owes its inherent beauty to variations in color, grain, and texture; therefore, these variations are not considered defects. Due to the natural color and grain variances of wood the final finish color, texture and grain may vary from one furniture piece to another even though they are finished at the same time. Exposure to light and the aging process will cause changes in surface color of natural wood products. Light finishes on wood products do not mask the natural characteristics of wood. HBF does not guarantee the exact matching of grain, pattern and color.

An upcharge of **10% Net** per unit for conference tables, with a minimum upcharge of **\$500 Net** per order, will apply for any custom wood finish.

Refer to the following page for product material options.

GSA/Federal Contract Information:

GSA Contract Number 47QSMA22D08P9

Model numbers identified with the following verbiage “When purchased separately without a configurable TAA compliant end product, not on GSA contract” is to mean that these configurable parts or components:

- Have no functionality or capability without being integrated into an end product; and
- Are considered **Open Market** if purchased without a configurable TAA compliant end product.



ASH: (AH) FINISHES




AH310
Smoke Opaque



AH400
Clear



AH402
Black Opaque




AH403
Grey Opaque




AH404
Warm White Opaque




AH405
Mist Opaque



AH406
Denim Opaque



AH407
Pewter Opaque



AH408
Peppercorn Opaque



AH901
Amber



AH902
Designer White Opaque



AH911
Warm Brick




AH929
Nutmeg



AH937
Bark



AH984
Dark Roast



AH993
Sumatra


Screen images are intended as a guide only and should not be regarded as absolutely correct.
For exact color/texture, please visit www.hbf.com to request an actual sample.



WALNUT: (NT) FINISHES



NT310
Smoke Opaque



NT400
Clear



NT402
Black Opaque



NT403
Grey Opaque



NT404
Warm White Opaque



NT405
Mist Opaque



NT406
Denim Opaque



NT407
Pewter Opaque




NT408
Peppercorn Opaque



NT902
Designer White Opaque




NT911
Warm Brick




NT929
Nutmeg



NT937
Bark



NT984
Dark Roast



NT993
Sumatra

Screen images are intended as a guide only and should not be regarded as absolutely correct.
For exact color/texture, please visit www.hbf.com to request an actual sample.



GLASS:



GBL1
Black



GCG1
Cool Grey



GWG1
Warm Grey

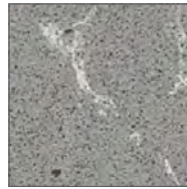


GW11
White

QUARTZ:



EQCU1
Cumulus




EQST1
Storm Grey


POWDER COATS:



BL
Black



WI
White




LG
Light Grey

METALS:



POL
Polished Chrome

SOLID SURFACE: (PREMIUM)



SDW1
Designer White

Screen images are intended as a guide only and should not be regarded as absolutely correct.
For exact color/texture, please visit www.hbf.com to request an actual sample.



Model	Description	Dimensions Diameter	List Price
POWERCONNECT			
HVD71901N-110	1 receptacle & 1 dual USB; Black powder coat; Black simplex		385
HVD71902N-110	1 receptacle & 1 dual USB; White powder coat; White simplex		385
HVD71903N-110	1 receptacle & 1 dual USB; Trichrome; Black simplex		455
HVD71904N-110	1 receptacle & 1 dual USB; Trichrome; White simplex		415

Power Options (1 Power Receptacle and 1 USB-2 amps per port)



HVD71901N-110
Black Powder Coat,
Black Simplex



HVD71902N-110
White Powder Coat,
White Simplex



HVD71903N-110
Trichrome
Black Simplex



HVD71904N-110
Trichrome
White Simplex

POWERCONNECT			
HVD71901P-100	1 receptacle; Black powder coat; Black simplex		330
HVD71902P-100	1 receptacle; White powder coat; White simplex		330
HVD71903P-100	1 receptacle; Trichrome; Black simplex		385
HVD71904P-100	1 receptacle; Trichrome; White simplex		355

Power Options (1 Power Receptacle per port)



HVD71901P-100
Black Powder Coat,
Black Simplex



HVD71902P-100
White Powder Coat,
White Simplex



HVD71903P-100
Trichrome
Black Simplex



HVD71904P-100
Trichrome
White Simplex

POWERCONNECT			
HVD71901S-100	1 dual USB; Black powder coat; Black simplex		330
HVD71902S-100	1 dual USB; White powder coat; White simplex		330
HVD71903S-100	1 dual USB; Trichrome; Black simplex		385
HVD71904S-100	1 dual USB; Trichrome; White simplex		355

Power Options (1 USB-2 amps per port)



HVD71901S-100
Black Powder Coat,
Black Simplex



HVD71902S-100
White Powder Coat,
White Simplex



HVD71903S-100
Trichrome
Black Simplex



HVD71904S-100
Trichrome
White Simplex

OPTION OVERVIEW

HEIGHT	Low Conference Conference Standing Height
TOP SHAPES	Round Soft Square
TOP MATERIAL	Ash Veneer or Solid Walnut Veneer or Solid Glass Engineered Quartz Solid Surface
COLLAR MATERIAL	Metal - Powder Coat Polished Chrome
COLUMN	Ash Veneer Walnut Veneer Powder Coat Metal Polished Chrome
BASE	Metal - Powder Coat Polished Chrome





Model	Dimensions		List Price	Top Options						
	OH	Diameter		Ash Veneer	Ash Solid	Walnut Veneer	Walnut Solid	Glass	Engineered Quartz	Solid Surface
HCB01801R-2630	26	30	2,945	+0	+900	+100	+1,300	+550	+2,725	+1,050

Collar Options		Column Options				Base Options	
Powder Coat	Polished Chrome	Ash Veneer	Walnut Veneer	Powder Coat	Polished Chrome	Powder Coat	Polished Chrome
+0	+425	+0	+100	+250	+375	+0	+325



Note: Power must be ordered separately.
(see page 6 for power options.)

PLEASE SPECIFY THE FOLLOWING TO ORDER:

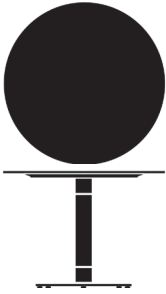
MODEL NUMBER	TOP MATERIALS FINISH	METAL FINISH: COLLAR	POWER/DATA CAPABILITY:
	<p>Options for wood finishes: AH = Ash Veneer SAH = Solid Ash</p> <p>Options for wood finishes: NT = Walnut Veneer SNT = Solid Walnut</p> <p>Options for wood finishes: 310 = Smoke Opaque 400 = Clear 402 = Black Opaque 403 = Grey Opaque 404 = Warm White Opaque 405 = Mist Opaque 406 = Denim Opaque 407 = Pewter Opaque 408 = Peppercorn Opaque 901 = Amber 902 = Designer White Opaque 911 = Warm Brick 929 = Nutmeg 937 = Bark 984 = Dark Roast 993 = Sumatra</p> <p>Options for wood finishes: 310 = Smoke Opaque 400 = Clear 402 = Black Opaque 403 = Grey Opaque 404 = Warm White Opaque 405 = Mist Opaque 406 = Denim Opaque 407 = Pewter Opaque 408 = Peppercorn Opaque 902 = Designer White Opaque 911 = Warm Brick 929 = Nutmeg 937 = Bark 984 = Dark Roast 993 = Sumatra</p> <p>Finish options for glass: G = Glass W11 = White (back painted glass) BL1 = Black (back painted glass) CG1 = Cool Grey (back painted glass) WG1 = Warm Grey (back painted glass)</p> <p>Options for engineered stone quartz: EQ = Engineered Quartz CU1 = Cumulus ST1 = Storm Grey</p> <p>Options for solid surfaces S = Solid Surface: DW1 = Designer White</p>	<p>Options for metal: BL = Black Powder Coat WI = White Powder Coat LG = Light Grey Powder Coat POL = Polished Chrome</p> <p>COLUMN FINISH: Options for wood finish: <i>See finishes listed at left for Ash (AH), and Walnut (NT) veneer finishes.</i> AH = Ash Veneer NT = Walnut Veneer</p> <p>Options for metal finish: BL = Black Powder Coat WI = White Powder Coat LG = Light Grey Powder Coat POL = Polished Chrome</p> <p>METAL FINISH: BASE Options for metal finish: BL = Black Powder Coat WI = White Powder Coat LG = Light Grey Powder Coat POL = Polished Chrome</p>	<p>PC = With Power Cutout PN = No Power Cutout</p>

Example Order String: HCB01801R-2630.AH400.BL.AH400.BL.PN



Model	Dimensions		List Price	Top Options						
	OH	Diameter		Ash Veneer	Ash Solid	Walnut Veneer	Walnut Solid	Glass	Engineered Quartz	Solid Surface
HCB01801R-2636	26	36	3,585	+0	+1,200	+125	+1,900	+850	+3,425	+1450

Collar Options		Column Options				Base Options	
Powder Coat	Polished Chrome	Ash Veneer	Walnut Veneer	Powder Coat	Polished Chrome	Powder Coat	Polished Chrome
+0	+425	+0	+100	+250	+375	+0	+325



Note: Power must be ordered separately.
(see page 6 for power options.)

PLEASE SPECIFY THE FOLLOWING TO ORDER:

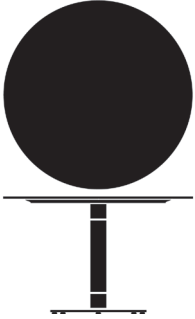
<p>MODEL NUMBER</p> <p>TOP MATERIALS FINISH</p> <p>Options for wood finishes: AH = Ash Veneer SAH = Solid Ash</p> <p>310 = Smoke Opaque 400 = Clear 402 = Black Opaque 403 = Grey Opaque 404 = Warm White Opaque 405 = Mist Opaque 406 = Denim Opaque 407 = Pewter Opaque 408 = Peppercorn Opaque 901 = Amber 902 = Designer White Opaque 911 = Warm Brick 929 = Nutmeg 937 = Bark 984 = Dark Roast 993 = Sumatra</p> <p>Options for wood finishes: NT = Walnut Veneer SNT = Solid Walnut</p> <p>310 = Smoke Opaque 400 = Clear 402 = Black Opaque 403 = Grey Opaque 404 = Warm White Opaque 405 = Mist Opaque 406 = Denim Opaque 407 = Pewter Opaque 408 = Peppercorn Opaque 902 = Designer White Opaque 911 = Warm Brick 929 = Nutmeg 937 = Bark 984 = Dark Roast 993 = Sumatra</p> <p>Finish options for glass: G = Glass W11 = White (back painted glass) BL1 = Black (back painted glass) CG1 = Cool Grey (back painted glass) WG1 = Warm Grey (back painted glass)</p> <p>Options for engineered stone quartz: EQ = Engineered Quartz CU1 = Cumulus ST1 = Storm Grey</p> <p>Options for solid surfaces S = Solid Surface: DW1 = Designer White</p>	<p>METAL FINISH: COLLAR</p> <p>Options for metal: BL = Black Powder Coat WI = White Powder Coat LG = Light Grey Powder Coat POL = Polished Chrome</p> <p>COLUMN FINISH:</p> <p>Options for wood finish: <i>See finishes listed at left for Ash (AH), and Walnut (NT) veneer finishes.</i> AH = Ash Veneer NT = Walnut Veneer</p> <p>Options for metal finish: BL = Black Powder Coat WI = White Powder Coat LG = Light Grey Powder Coat POL = Polished Chrome</p> <p>METAL FINISH: BASE</p> <p>Options for metal finish: BL = Black Powder Coat WI = White Powder Coat LG = Light Grey Powder Coat POL = Polished Chrome</p>	<p>POWER/DATA CAPABILITY:</p> <p>PC = With Power Cutout PN = No Power Cutout</p>
--	---	---

Example Order String: HCB01801R-2636.AH400.BL.AH400.BL.PN



Model	Dimensions		List Price	Top Options						
	OH	Diameter		Ash Veneer	Ash Solid	Walnut Veneer	Walnut Solid	Glass	Engineered Quartz	Solid Surface
HCB01801R-2642	26	42	4,115	+0	+1,500	+150	+2,500	+1,200	+4,425	+1950

Collar Options		Column Options			Base Options		
Powder Coat	Polished Chrome	Ash Veneer	Walnut Veneer	Powder Coat	Polished Chrome	Powder Coat	Polished Chrome
+0	+425	+0	+100	+250	+375	+0	+325



Note: Power must be ordered separately.
(see page 6 for power options.)

PLEASE SPECIFY THE FOLLOWING TO ORDER:

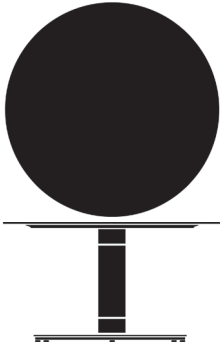
MODEL NUMBER	TOP MATERIALS FINISH	METAL FINISH: COLLAR	POWER/DATA CAPABILITY:
	<p>Options for wood finishes: AH = Ash Veneer SAH = Solid Ash</p> <p>Options for wood finishes: NT = Walnut Veneer SNT = Solid Walnut</p> <p>Options for wood finishes: 310 = Smoke Opaque 400 = Clear 402 = Black Opaque 403 = Grey Opaque 404 = Warm White Opaque 405 = Mist Opaque 406 = Denim Opaque 407 = Pewter Opaque 408 = Peppercorn Opaque 901 = Amber 902 = Designer White Opaque 911 = Warm Brick 929 = Nutmeg 937 = Bark 984 = Dark Roast 993 = Sumatra</p> <p>Options for wood finishes: 310 = Smoke Opaque 400 = Clear 402 = Black Opaque 403 = Grey Opaque 404 = Warm White Opaque 405 = Mist Opaque 406 = Denim Opaque 407 = Pewter Opaque 408 = Peppercorn Opaque 902 = Designer White Opaque 911 = Warm Brick 929 = Nutmeg 937 = Bark 984 = Dark Roast 993 = Sumatra</p> <p>Finish options for glass: G = Glass W11 = White (back painted glass) BL1 = Black (back painted glass) CG1 = Cool Grey (back painted glass) WG1 = Warm Grey (back painted glass)</p> <p>Options for engineered stone quartz: EQ = Engineered Quartz CU1 = Cumulus ST1 = Storm Grey</p> <p>Options for solid surfaces S = Solid Surface: DW1 = Designer White</p>	<p>Options for metal: BL = Black Powder Coat WI = White Powder Coat LG = Light Grey Powder Coat POL = Polished Chrome</p> <p>COLUMN FINISH: Options for wood finish: <i>See finishes listed at left for Ash (AH), and Walnut (NT) veneer finishes.</i> AH = Ash Veneer NT = Walnut Veneer</p> <p>Options for metal finish: BL = Black Powder Coat WI = White Powder Coat LG = Light Grey Powder Coat POL = Polished Chrome</p> <p>METAL FINISH: BASE Options for metal finish: BL = Black Powder Coat WI = White Powder Coat LG = Light Grey Powder Coat POL = Polished Chrome</p>	<p>PC = With Power Cutout PN = No Power Cutout</p>

Example Order String: HCB01801R-2642.AH400.BL.AH400.BL.PN



Model	Dimensions		List Price	Top Options						
	OH	Diameter		Ash Veneer	Ash Solid	Walnut Veneer	Walnut Solid	Glass	Engineered Quartz	Solid Surface
HCB01801R-2648	26	48	5,660	+0	+1,800	+175	+3,100	+1,600	+6,425	+2,700

Collar Options		Column Options				Base Options	
Powder Coat	Polished Chrome	Ash Veneer	Walnut Veneer	Powder Coat	Polished Chrome	Powder Coat	Polished Chrome
+0	+425	+0	+100	+300	+425	+0	+550



Note: Power must be ordered separately.
(see page 6 for power options.)

PLEASE SPECIFY THE FOLLOWING TO ORDER:

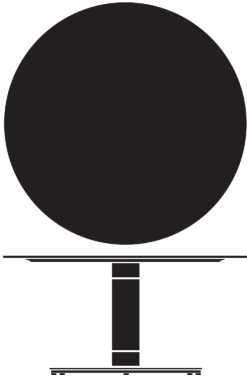
<p>MODEL NUMBER</p>	<p>TOP MATERIALS FINISH</p> <p>Options for wood finishes: AH = Ash Veneer SAH = Solid Ash</p> <p>Options for wood finishes: NT = Walnut Veneer SNT = Solid Walnut</p> <p>Options for wood finishes: G = Glass</p> <p>Options for engineered stone quartz: EQ = Engineered Quartz</p> <p>Options for solid surfaces S = Solid Surface:</p>	<p>METAL FINISH: COLLAR</p> <p>Options for metal:</p> <p>METAL FINISH: BASE</p> <p>Options for metal finish:</p>	<p>POWER/DATA CAPABILITY:</p> <p>Options for metal finish:</p>	
	<p>310 = Smoke Opaque</p> <p>400 = Clear</p> <p>402 = Black Opaque</p> <p>403 = Grey Opaque</p> <p>404 = Warm White Opaque</p> <p>405 = Mist Opaque</p> <p>406 = Denim Opaque</p> <p>407 = Pewter Opaque</p> <p>408 = Peppercorn Opaque</p> <p>901 = Amber</p> <p>902 = Designer White Opaque</p> <p>911 = Warm Brick</p> <p>929 = Nutmeg</p> <p>937 = Bark</p> <p>984 = Dark Roast</p> <p>993 = Sumatra</p>	<p>310 = Smoke Opaque</p> <p>400 = Clear</p> <p>402 = Black Opaque</p> <p>403 = Grey Opaque</p> <p>404 = Warm White Opaque</p> <p>405 = Mist Opaque</p> <p>406 = Denim Opaque</p> <p>407 = Pewter Opaque</p> <p>408 = Peppercorn Opaque</p> <p>902 = Designer White Opaque</p> <p>911 = Warm Brick</p> <p>929 = Nutmeg</p> <p>937 = Bark</p> <p>984 = Dark Roast</p> <p>993 = Sumatra</p>	<p>W11 = White (back painted glass)</p> <p>BL1 = Black (back painted glass)</p> <p>CG1 = Cool Grey (back painted glass)</p> <p>WG1 = Warm Grey (back painted glass)</p> <p>CU1 = Cumulus</p> <p>ST1 = Storm Grey</p> <p>DW1 = Designer White</p>	<p>BL = Black Powder Coat</p> <p>WI = White Powder Coat</p> <p>LG = Light Grey Powder Coat</p> <p>POL = Polished Chrome</p>
		<p>BL = Black Powder Coat</p> <p>WI = White Powder Coat</p> <p>LG = Light Grey Powder Coat</p> <p>POL = Polished Chrome</p>	<p>PC = With Power Cutout</p> <p>PN = No Power Cutout</p>	

Example Order String: HCB01801R-2648.AH400.BL.AH400.BL.PN



Model	Dimensions		List Price	Top Options						
	OH	Diameter		Ash Veneer	Ash Solid	Walnut Veneer	Walnut Solid	Glass	Engineered Quartz	Solid Surface
HCB01801R-2654	26	54	6,170	+0	+2,200	+275	+4,100	+2,050	+8,925	+3,700

Collar Options		Column Options			Base Options		
Powder Coat	Polished Chrome	Ash Veneer	Walnut Veneer	Powder Coat	Polished Chrome	Powder Coat	Polished Chrome
+0	+425	+0	+100	+300	+425	+0	+550



Note: Power must be ordered separately.
(see page 6 for power options.)

PLEASE SPECIFY THE FOLLOWING TO ORDER:


<p>MODEL NUMBER</p>	<p>TOP MATERIALS FINISH</p> <p>Options for wood finishes: AH = Ash Veneer SAH = Solid Ash</p> <p>Options for wood finishes: NT = Walnut Veneer SNT = Solid Walnut</p> <p>Options for wood finishes: G = Glass</p> <p>Options for engineered stone quartz: EQ = Engineered Quartz</p> <p>Options for solid surfaces S = Solid Surface:</p>	<p>METAL FINISH: COLLAR</p> <p>Options for metal:</p> <p>METAL FINISH: BASE</p> <p>Options for metal finish:</p>	<p>POWER/DATA CAPABILITY:</p> <p>Options for wood finish: <i>See finishes listed at left for Ash (AH), and Walnut (NT) veneer finishes.</i> AH = Ash Veneer NT = Walnut Veneer</p> <p>Options for metal finish:</p>	
<p>310 = Smoke Opaque 400 = Clear 402 = Black Opaque 403 = Grey Opaque 404 = Warm White Opaque 405 = Mist Opaque 406 = Denim Opaque 407 = Pewter Opaque 408 = Peppercorn Opaque 901 = Amber 902 = Designer White Opaque 911 = Warm Brick 929 = Nutmeg 937 = Bark 984 = Dark Roast 993 = Sumatra</p>	<p>310 = Smoke Opaque 400 = Clear 402 = Black Opaque 403 = Grey Opaque 404 = Warm White Opaque 405 = Mist Opaque 406 = Denim Opaque 407 = Pewter Opaque 408 = Peppercorn Opaque 902 = Designer White Opaque 911 = Warm Brick 929 = Nutmeg 937 = Bark 984 = Dark Roast 993 = Sumatra</p>	<p>W11 = White (back painted glass) BL1 = Black (back painted glass) CG1 = Cool Grey (back painted glass) WG1 = Warm Grey (back painted glass)</p> <p>CU1 = Cumulus ST1 = Storm Grey</p> <p>DW1 = Designer White</p>	<p>BL = Black Powder Coat WI = White Powder Coat LG = Light Grey Powder Coat POL = Polished Chrome</p> <p>BL = Black Powder Coat WI = White Powder Coat LG = Light Grey Powder Coat POL = Polished Chrome</p>	<p>PC = With Power Cutout PN = No Power Cutout</p>

Example Order String: HCB01801R-2654.AH400.BL.AH400.BL.PN



Model	Dimensions		List Price	Top Options						
	OH	Diameter		Ash Veneer	Ash Solid	Walnut Veneer	Walnut Solid	Glass	Engineered Quartz	Solid Surface
HCB01801R-2660	26	60	7,600	+0	+2,700	+400	+5,300	+2,550	+11,925	+4,950

Collar Options		Column Options				Base Options	
Powder Coat	Polished Chrome	Ash Veneer	Walnut Veneer	Powder Coat	Polished Chrome	Powder Coat	Polished Chrome
+0	+425	+0	+100	+350	+475	+0	+670



Note: Power must be ordered separately.
(see page 6 for power options.)

PLEASE SPECIFY THE FOLLOWING TO ORDER:

<p>MODEL NUMBER</p>	<p>TOP MATERIALS FINISH</p> <p>Options for wood finishes: AH = Ash Veneer SAH = Solid Ash</p> <p>Options for wood finishes: NT = Walnut Veneer SNT = Solid Walnut</p> <p>Options for wood finishes: G = Glass</p> <p>Options for engineered stone quartz: EQ = Engineered Quartz</p> <p>Options for solid surfaces S = Solid Surface:</p>	<p>METAL FINISH: COLLAR</p> <p>Options for metal:</p> <p>METAL FINISH: BASE</p> <p>Options for metal finish:</p>	<p>POWER/DATA CAPABILITY:</p>	
<p>310 = Smoke Opaque 400 = Clear 402 = Black Opaque 403 = Grey Opaque 404 = Warm White Opaque 405 = Mist Opaque 406 = Denim Opaque 407 = Pewter Opaque 408 = Peppercorn Opaque 901 = Amber 902 = Designer White Opaque 911 = Warm Brick 929 = Nutmeg 937 = Bark 984 = Dark Roast 993 = Sumatra</p>	<p>310 = Smoke Opaque 400 = Clear 402 = Black Opaque 403 = Grey Opaque 404 = Warm White Opaque 405 = Mist Opaque 406 = Denim Opaque 407 = Pewter Opaque 408 = Peppercorn Opaque 902 = Designer White Opaque 911 = Warm Brick 929 = Nutmeg 937 = Bark 984 = Dark Roast 993 = Sumatra</p>	<p>W11 = White (back painted glass) BL1 = Black (back painted glass) CG1 = Cool Grey (back painted glass) WG1 = Warm Grey (back painted glass)</p> <p>CU1 = Cumulus ST1 = Storm Grey</p> <p>DW1 = Designer White</p>	<p>BL = Black Powder Coat WI = White Powder Coat LG = Light Grey Powder Coat POL = Polished Chrome</p> <p>BL = Black Powder Coat WI = White Powder Coat LG = Light Grey Powder Coat POL = Polished Chrome</p>	<p>PC = With Power Cutout PN = No Power Cutout</p>

Example Order String: HCB01801R-2660.AH400.BL.AH400.BL.PN



Model	Dimensions			List Price	Top Options						
	OH	OW	OD		Ash Veneer	Ash Solid	Walnut Veneer	Walnut Solid	Glass	Engineered Quartz	Solid Surface
HCB01801Q-2630	26	30	30	2,945	+0	+900	+100	+1,300	+550	+2,725	+1,050

Collar Options		Column Options				Base Options	
Powder Coat	Polished Chrome	Ash Veneer	Walnut Veneer	Powder Coat	Polished Chrome	Powder Coat	Polished Chrome
+0	+425	+0	+100	+250	+375	+0	+325



Note: Power must be ordered separately.
(see page 6 for power options.)

PLEASE SPECIFY THE FOLLOWING TO ORDER:

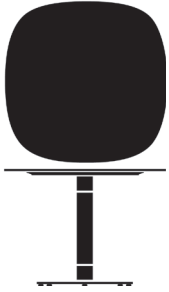
MODEL NUMBER	TOP MATERIALS FINISH	METAL FINISH: COLLAR	POWER/DATA CAPABILITY:
	<p>Options for wood finishes: AH = Ash Veneer SAH = Solid Ash</p> <p>Options for wood finishes: NT = Walnut Veneer SNT = Solid Walnut</p> <p>Options for wood finishes: 310 = Smoke Opaque 400 = Clear 402 = Black Opaque 403 = Grey Opaque 404 = Warm White Opaque 405 = Mist Opaque 406 = Denim Opaque 407 = Pewter Opaque 408 = Peppercorn Opaque 901 = Amber 902 = Designer White Opaque 911 = Warm Brick 929 = Nutmeg 937 = Bark 984 = Dark Roast 993 = Sumatra</p> <p>Options for wood finishes: 310 = Smoke Opaque 400 = Clear 402 = Black Opaque 403 = Grey Opaque 404 = Warm White Opaque 405 = Mist Opaque 406 = Denim Opaque 407 = Pewter Opaque 408 = Peppercorn Opaque 902 = Designer White Opaque 911 = Warm Brick 929 = Nutmeg 937 = Bark 984 = Dark Roast 993 = Sumatra</p> <p>Finish options for glass: G = Glass WI1 = White (back painted glass) BL1 = Black (back painted glass) CG1 = Cool Grey (back painted glass) WG1 = Warm Grey (back painted glass)</p> <p>Options for engineered stone quartz: EQ = Engineered Quartz CU1 = Cumulus ST1 = Storm Grey</p> <p>Options for solid surfaces S = Solid Surface: DW1 = Designer White</p>	<p>Options for metal: BL = Black Powder Coat WI = White Powder Coat LG = Light Grey Powder Coat POL = Polished Chrome</p> <p>COLUMN FINISH: Options for wood finish: <i>See finishes listed at left for Ash (AH), and Walnut (NT) veneer finishes.</i> AH = Ash Veneer NT = Walnut Veneer</p> <p>Options for metal finish: BL = Black Powder Coat WI = White Powder Coat LG = Light Grey Powder Coat POL = Polished Chrome</p> <p>METAL FINISH: BASE Options for metal finish: BL = Black Powder Coat WI = White Powder Coat LG = Light Grey Powder Coat POL = Polished Chrome</p>	<p>PC = With Power Cutout PN = No Power Cutout</p>

Example Order String: HCB01801Q-2630.AH.BL.AH400.BL.PN



Model	Dimensions			List Price	Top Options						
	OH	OW	OD		Ash Veneer	Ash Solid	Walnut Veneer	Walnut Solid	Glass	Engineered Quartz	Solid Surface
HCB01801Q-2636	26	36	36	3,585	+0	+1,200	+125	+1,900	+850	+3,425	+1,450

Collar Options		Column Options			Base Options		
Powder Coat	Polished Chrome	Ash Veneer	Walnut Veneer	Powder Coat	Polished Chrome	Powder Coat	Polished Chrome
+0	+425	+0	+100	+250	+375	+0	+325



Note: Power must be ordered separately.
(see page 6 for power options.)

PLEASE SPECIFY THE FOLLOWING TO ORDER:


MODEL NUMBER	TOP MATERIALS FINISH	METAL FINISH: COLLAR	POWER/DATA CAPABILITY:	
	<p>Options for wood finishes: AH = Ash Veneer SAH = Solid Ash</p> <p>Options for wood finishes: NT = Walnut Veneer SNT = Solid Walnut</p> <p>Options for wood finishes: 310 = Smoke Opaque 400 = Clear 402 = Black Opaque 403 = Grey Opaque 404 = Warm White Opaque 405 = Mist Opaque 406 = Denim Opaque 407 = Pewter Opaque 408 = Peppercorn Opaque 901 = Amber 902 = Designer White Opaque 911 = Warm Brick 929 = Nutmeg 937 = Bark 984 = Dark Roast 993 = Sumatra</p>	<p>Finish options for glass: G = Glass W11 = White (back painted glass) BL1 = Black (back painted glass) CG1 = Cool Grey (back painted glass) WG1 = Warm Grey (back painted glass)</p> <p>Options for engineered stone quartz: EQ = Engineered Quartz CU1 = Cumulus ST1 = Storm Grey</p> <p>Options for solid surfaces S = Solid Surface: DW1 = Designer White</p>	<p>Options for metal: BL = Black Powder Coat WI = White Powder Coat LG = Light Grey Powder Coat POL = Polished Chrome</p> <p>COLUMN FINISH: Options for wood finish: <i>See finishes listed at left for Ash (AH), and Walnut (NT) veneer finishes.</i> AH = Ash Veneer NT = Walnut Veneer</p> <p>Options for metal finish: BL = Black Powder Coat WI = White Powder Coat LG = Light Grey Powder Coat POL = Polished Chrome</p> <p>METAL FINISH: BASE Options for metal finish: BL = Black Powder Coat WI = White Powder Coat LG = Light Grey Powder Coat POL = Polished Chrome</p>	<p>PC = With Power Cutout PN = No Power Cutout</p>

Example Order String: HCB01801Q-2636.AH400.BL.AH400.BL.PN



Model	Dimensions			List Price	Top Options						
	OH	OW	OD		Ash Veneer	Ash Solid	Walnut Veneer	Walnut Solid	Glass	Engineered Quartz	Solid Surface
HCB01801Q-2642	26	42	42	4,115	+0	+1,500	+150	+2,500	+1,200	+4,425	+1,950

Collar Options		Column Options			Base Options		
Powder Coat	Polished Chrome	Ash Veneer	Walnut Veneer	Powder Coat	Polished Chrome	Powder Coat	Polished Chrome
+0	+425	+0	+100	+250	+375	+0	+325



Note: Power must be ordered separately.
(see page 6 for power options.)

PLEASE SPECIFY THE FOLLOWING TO ORDER:

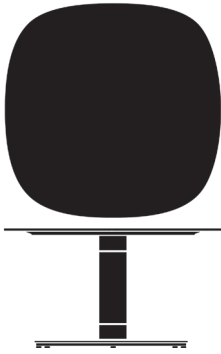
MODEL NUMBER	TOP MATERIALS FINISH	METAL FINISH: COLLAR	POWER/DATA CAPABILITY:
	<p>Options for wood finishes: AH = Ash Veneer SAH = Solid Ash</p> <p>Options for wood finishes: NT = Walnut Veneer SNT = Solid Walnut</p> <p>Options for wood finishes: 310 = Smoke Opaque 400 = Clear 402 = Black Opaque 403 = Grey Opaque 404 = Warm White Opaque 405 = Mist Opaque 406 = Denim Opaque 407 = Pewter Opaque 408 = Peppercorn Opaque 901 = Amber 902 = Designer White Opaque 911 = Warm Brick 929 = Nutmeg 937 = Bark 984 = Dark Roast 993 = Sumatra</p> <p>Options for wood finishes: 310 = Smoke Opaque 400 = Clear 402 = Black Opaque 403 = Grey Opaque 404 = Warm White Opaque 405 = Mist Opaque 406 = Denim Opaque 407 = Pewter Opaque 408 = Peppercorn Opaque 902 = Designer White Opaque 911 = Warm Brick 929 = Nutmeg 937 = Bark 984 = Dark Roast 993 = Sumatra</p> <p>Finish options for glass: G = Glass W11 = White (back painted glass) BL1 = Black (back painted glass) CG1 = Cool Grey (back painted glass) WG1 = Warm Grey (back painted glass)</p> <p>Options for engineered stone quartz: EQ = Engineered Quartz CU1 = Cumulus ST1 = Storm Grey</p> <p>Options for solid surfaces S = Solid Surface: DW1 = Designer White</p>	<p>METAL FINISH: COLLAR</p> <p>Options for metal: BL = Black Powder Coat WI = White Powder Coat LG = Light Grey Powder Coat POL = Polished Chrome</p> <p>COLUMN FINISH:</p> <p>Options for wood finish: <i>See finishes listed at left for Ash (AH), and Walnut (NT) veneer finishes.</i> AH = Ash Veneer NT = Walnut Veneer</p> <p>Options for metal finish: BL = Black Powder Coat WI = White Powder Coat LG = Light Grey Powder Coat POL = Polished Chrome</p> <p>METAL FINISH: BASE</p> <p>Options for metal finish: BL = Black Powder Coat WI = White Powder Coat LG = Light Grey Powder Coat POL = Polished Chrome</p>	<p>Options for metal: PC = With Power Cutout PN = No Power Cutout</p>

Example Order String: HCB01801Q-2642.AH400.BL.AH400.BL.PN



Model	Dimensions			List Price	Top Options						
	OH	OW	OD		Ash Veneer	Ash Solid	Walnut Veneer	Walnut Solid	Glass	Engineered Quartz	Solid Surface
HCB01801Q-2648	26	48	48	5,660	+0	+1,800	+175	+3,100	+1,600	+6,425	+2,700

Collar Options		Column Options				Base Options	
Powder Coat	Polished Chrome	Ash Veneer	Walnut Veneer	Powder Coat	Polished Chrome	Powder Coat	Polished Chrome
+0	+425	+0	+100	+300	+425	+0	+550



Note: Power must be ordered separately.
(see page 6 for power options.)

PLEASE SPECIFY THE FOLLOWING TO ORDER:

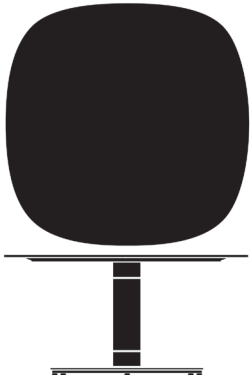
<p>MODEL NUMBER</p>	<p>TOP MATERIALS FINISH</p> <p>Options for wood finishes: AH = Ash Veneer SAH = Solid Ash</p> <p>Options for wood finishes: NT = Walnut Veneer SNT = Solid Walnut</p> <p>Options for wood finishes: G = Glass</p> <p>Options for engineered stone quartz: EQ = Engineered Quartz</p> <p>Options for solid surfaces S = Solid Surface:</p>	<p>METAL FINISH: COLLAR</p> <p>Options for metal:</p> <p>METAL FINISH: BASE</p> <p>Options for metal finish:</p>	<p>POWER/DATA CAPABILITY:</p>	
<p>310 = Smoke Opaque 400 = Clear 402 = Black Opaque 403 = Grey Opaque 404 = Warm White Opaque 405 = Mist Opaque 406 = Denim Opaque 407 = Pewter Opaque 408 = Peppercorn Opaque 901 = Amber 902 = Designer White Opaque 911 = Warm Brick 929 = Nutmeg 937 = Bark 984 = Dark Roast 993 = Sumatra</p>	<p>310 = Smoke Opaque 400 = Clear 402 = Black Opaque 403 = Grey Opaque 404 = Warm White Opaque 405 = Mist Opaque 406 = Denim Opaque 407 = Pewter Opaque 408 = Peppercorn Opaque 902 = Designer White Opaque 911 = Warm Brick 929 = Nutmeg 937 = Bark 984 = Dark Roast 993 = Sumatra</p>	<p>W11 = White (back painted glass) BL1 = Black (back painted glass) CG1 = Cool Grey (back painted glass) WG1 = Warm Grey (back painted glass)</p> <p>CU1 = Cumulus ST1 = Storm Grey</p> <p>DW1 = Designer White</p>	<p>BL = Black Powder Coat WI = White Powder Coat LG = Light Grey Powder Coat POL = Polished Chrome</p> <p>Options for wood finish: <i>See finishes listed at left for Ash (AH), and Walnut (NT) veneer finishes.</i> AH = Ash Veneer NT = Walnut Veneer</p> <p>Options for metal finish: BL = Black Powder Coat WI = White Powder Coat LG = Light Grey Powder Coat POL = Polished Chrome</p> <p>Options for metal finish: BL = Black Powder Coat WI = White Powder Coat LG = Light Grey Powder Coat POL = Polished Chrome</p>	<p>PC = With Power Cutout PN = No Power Cutout</p>

Example Order String: HCB01801Q-2642.AH400.BL.PN



Model	Dimensions			List Price	Top Options						
	OH	OW	OD		Ash Veneer	Ash Solid	Walnut Veneer	Walnut Solid	Glass	Engineered Quartz	Solid Surface
HCB01801Q-2654	26	54	54	6,170	+0	+2,200	+275	+4,100	+2,050	+8,925	+3,700

Collar Options		Column Options				Base Options	
Powder Coat	Polished Chrome	Ash Veneer	Walnut Veneer	Powder Coat	Polished Chrome	Powder Coat	Polished Chrome
+0	+425	+0	+100	+300	+425	+0	+550



Note: Power must be ordered separately.
(see page 6 for power options.)

PLEASE SPECIFY THE FOLLOWING TO ORDER:


<p>MODEL NUMBER</p>	<p>TOP MATERIALS FINISH</p> <p>Options for wood finishes: AH = Ash Veneer SAH = Solid Ash</p> <p>Options for wood finishes: NT = Walnut Veneer SNT = Solid Walnut</p> <p>Options for wood finishes: G = Glass</p> <p>Options for engineered stone quartz: EQ = Engineered Quartz</p> <p>Options for solid surfaces S = Solid Surface:</p>	<p>METAL FINISH: COLLAR</p> <p>Options for metal:</p> <p>METAL FINISH: BASE</p> <p>Options for metal finish:</p>	<p>POWER/DATA CAPABILITY:</p>		
	<p>310 = Smoke Opaque</p> <p>400 = Clear</p> <p>402 = Black Opaque</p> <p>403 = Grey Opaque</p> <p>404 = Warm White Opaque</p> <p>405 = Mist Opaque</p> <p>406 = Denim Opaque</p> <p>407 = Pewter Opaque</p> <p>408 = Peppercorn Opaque</p> <p>901 = Amber</p> <p>902 = Designer White Opaque</p> <p>911 = Warm Brick</p> <p>929 = Nutmeg</p> <p>937 = Bark</p> <p>984 = Dark Roast</p> <p>993 = Sumatra</p>	<p>310 = Smoke Opaque</p> <p>400 = Clear</p> <p>402 = Black Opaque</p> <p>403 = Grey Opaque</p> <p>404 = Warm White Opaque</p> <p>405 = Mist Opaque</p> <p>406 = Denim Opaque</p> <p>407 = Pewter Opaque</p> <p>408 = Peppercorn Opaque</p> <p>902 = Designer White Opaque</p> <p>911 = Warm Brick</p> <p>929 = Nutmeg</p> <p>937 = Bark</p> <p>984 = Dark Roast</p> <p>993 = Sumatra</p>	<p>W11 = White (back painted glass)</p> <p>BL1 = Black (back painted glass)</p> <p>CG1 = Cool Grey (back painted glass)</p> <p>WG1 = Warm Grey (back painted glass)</p> <p>CU1 = Cumulus</p> <p>ST1 = Storm Grey</p> <p>DW1 = Designer White</p>	<p>BL = Black Powder Coat</p> <p>WI = White Powder Coat</p> <p>LG = Light Grey Powder Coat</p> <p>POL = Polished Chrome</p> <p>BL = Black Powder Coat</p> <p>WI = White Powder Coat</p> <p>LG = Light Grey Powder Coat</p> <p>POL = Polished Chrome</p>	<p>PC = With Power Cutout</p> <p>PN = No Power Cutout</p>

Example Order String: HCB01801Q-2654.AH400.BL.AH400.BL.PN



Model	Dimensions			List Price	Top Options							
	OH	OW	OD		Ash Veneer	Ash Solid	Walnut Veneer	Walnut Solid	Glass	Engineered Quartz	Solid Surface	
HCB01801Q-2660	26	60	60	7,600	+0	+2,700	+400	+3,700	+2,550	+11,925	+4,950	

Collar Options		Column Options				Base Options	
Powder Coat	Polished Chrome	Ash Veneer	Walnut Veneer	Powder Coat	Polished Chrome	Powder Coat	Polished Chrome
+0	+425	+0	+100	+350	+475	+0	+670



Note: Power must be ordered separately.
(see page 6 for power options.)

PLEASE SPECIFY THE FOLLOWING TO ORDER:

<p>MODEL NUMBER</p> <p>TOP MATERIALS FINISH</p> <p>Options for wood finishes: AH = Ash Veneer SAH = Solid Ash</p> <p>Options for wood finishes: NT = Walnut Veneer SNT = Solid Walnut</p> <p>Options for glass: G = Glass</p> <p>Options for engineered stone quartz: EQ = Engineered Quartz</p> <p>Options for solid surfaces S = Solid Surface:</p> <p>Options for metal:</p> <p>METAL FINISH: COLLAR</p> <p>COLUMN FINISH:</p> <p>Options for wood finish: <i>See finishes listed at left for Ash (AH), and Walnut (NT) veneer finishes.</i> AH = Ash Veneer NT = Walnut Veneer</p> <p>Options for metal finish:</p> <p>METAL FINISH: BASE</p> <p>Options for metal finish:</p>	<p>310 = Smoke Opaque</p> <p>400 = Clear</p> <p>402 = Black Opaque</p> <p>403 = Grey Opaque</p> <p>404 = Warm White Opaque</p> <p>405 = Mist Opaque</p> <p>406 = Denim Opaque</p> <p>407 = Pewter Opaque</p> <p>408 = Peppercorn Opaque</p> <p>901 = Amber</p> <p>902 = Designer White Opaque</p> <p>911 = Warm Brick</p> <p>929 = Nutmeg</p> <p>937 = Bark</p> <p>984 = Dark Roast</p> <p>993 = Sumatra</p> <p>310 = Smoke Opaque</p> <p>400 = Clear</p> <p>402 = Black Opaque</p> <p>403 = Grey Opaque</p> <p>404 = Warm White Opaque</p> <p>405 = Mist Opaque</p> <p>406 = Denim Opaque</p> <p>407 = Pewter Opaque</p> <p>408 = Peppercorn Opaque</p> <p>902 = Designer White Opaque</p> <p>911 = Warm Brick</p> <p>929 = Nutmeg</p> <p>937 = Bark</p> <p>984 = Dark Roast</p> <p>993 = Sumatra</p> <p>W11 = White (back painted glass)</p> <p>BL1 = Black (back painted glass)</p> <p>CG1 = Cool Grey (back painted glass)</p> <p>WG1 = Warm Grey (back painted glass)</p> <p>CU1 = Cumulus</p> <p>ST1 = Storm Grey</p> <p>DW1 = Designer White</p> <p>BL = Black Powder Coat</p> <p>WI = White Powder Coat</p> <p>LG = Light Grey Powder Coat</p> <p>POL = Polished Chrome</p> <p>BL = Black Powder Coat</p> <p>WI = White Powder Coat</p> <p>LG = Light Grey Powder Coat</p> <p>POL = Polished Chrome</p>	<p>POWER/DATA CAPABILITY:</p> <p>PC = With Power Cutout</p> <p>PN = No Power Cutout</p>
---	---	--

Example Order String: HCB01801Q-2660.AH400.BL.AH400.BL.PN



Model	Dimensions		List Price	Top Options						
	OH	Diameter		Ash Veneer	Ash Solid	Walnut Veneer	Walnut Solid	Glass	Engineered Quartz	Solid Surface
HCB01801R-3030	30	30	2,975	+0	+900	+100	+1,300	+550	+2,725	+1,050

Collar Options		Column Options				Base Options	
Powder Coat	Polished Chrome	Ash Veneer	Walnut Veneer	Powder Coat	Polished Chrome	Powder Coat	Polished Chrome
+0	+425	+0	+100	+275	+400	+0	+325



Note: Power must be ordered separately.
(see page 6 for power options.)

PLEASE SPECIFY THE FOLLOWING TO ORDER:

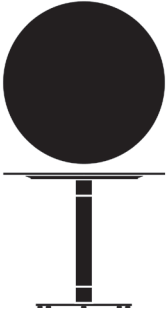
MODEL NUMBER	TOP MATERIALS FINISH	METAL FINISH: COLLAR	POWER/DATA CAPABILITY:
	<p>Options for wood finishes: AH = Ash Veneer SAH = Solid Ash</p> <p>Options for wood finishes: NT = Walnut Veneer SNT = Solid Walnut</p> <p>Options for wood finishes: 310 = Smoke Opaque 400 = Clear 402 = Black Opaque 403 = Grey Opaque 404 = Warm White Opaque 405 = Mist Opaque 406 = Denim Opaque 407 = Pewter Opaque 408 = Peppercorn Opaque 901 = Amber 902 = Designer White Opaque 911 = Warm Brick 929 = Nutmeg 937 = Bark 984 = Dark Roast 993 = Sumatra</p> <p>Options for wood finishes: 310 = Smoke Opaque 400 = Clear 402 = Black Opaque 403 = Grey Opaque 404 = Warm White Opaque 405 = Mist Opaque 406 = Denim Opaque 407 = Pewter Opaque 408 = Peppercorn Opaque 902 = Designer White Opaque 911 = Warm Brick 929 = Nutmeg 937 = Bark 984 = Dark Roast 993 = Sumatra</p> <p>Finish options for glass: G = Glass W11 = White (back painted glass) BL1 = Black (back painted glass) CG1 = Cool Grey (back painted glass) WG1 = Warm Grey (back painted glass)</p> <p>Options for engineered stone quartz: EQ = Engineered Quartz CU1 = Cumulus ST1 = Storm Grey</p> <p>Options for solid surfaces S = Solid Surface: DW1 = Designer White</p>	<p>Options for metal: BL = Black Powder Coat WI = White Powder Coat LG = Light Grey Powder Coat POL = Polished Chrome</p> <p>COLUMN FINISH: Options for wood finish: <i>See finishes listed at left for Ash (AH), and Walnut (NT) veneer finishes.</i> AH = Ash Veneer NT = Walnut Veneer</p> <p>Options for metal finish: BL = Black Powder Coat WI = White Powder Coat LG = Light Grey Powder Coat POL = Polished Chrome</p> <p>METAL FINISH: BASE Options for metal finish: BL = Black Powder Coat WI = White Powder Coat LG = Light Grey Powder Coat POL = Polished Chrome</p>	<p>PC = With Power Cutout PN = No Power Cutout</p>

Example Order String: HCB01801R-3030.AH400.BL.AH400.BL.PN



Model	Dimensions		List Price	Top Options						
	OH	Diameter		Ash Veneer	Ash Solid	Walnut Veneer	Walnut Solid	Glass	Engineered Quartz	Solid Surface
HCB01801R-3036	30	36	3,615	+0	+1,200	+125	+1,900	+850	+3,425	+1,450

Collar Options		Column Options				Base Options	
Powder Coat	Polished Chrome	Ash Veneer	Walnut Veneer	Powder Coat	Polished Chrome	Powder Coat	Polished Chrome
+0	+425	+0	+100	+275	+400	+0	+325



Note: Power must be ordered separately.
(see page 6 for power options.)

PLEASE SPECIFY THE FOLLOWING TO ORDER:

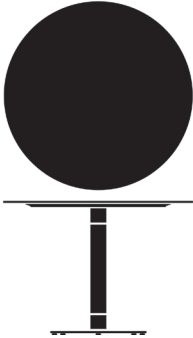
<p>MODEL NUMBER</p>	<p>TOP MATERIALS FINISH</p> <p>Options for wood finishes: AH = Ash Veneer SAH = Solid Ash</p> <p>Options for wood finishes: NT = Walnut Veneer SNT = Solid Walnut</p> <p>Options for wood finishes: G = Glass</p> <p>Options for engineered stone quartz: EQ = Engineered Quartz</p> <p>Options for solid surfaces S = Solid Surface:</p>	<p>METAL FINISH: COLLAR</p> <p>Options for metal:</p> <p>METAL FINISH: BASE</p> <p>Options for metal finish:</p>	<p>POWER/DATA CAPABILITY:</p> <p>Options for wood finish:</p> <p>Options for metal finish:</p>	
<p>310 = Smoke Opaque 400 = Clear 402 = Black Opaque 403 = Grey Opaque 404 = Warm White Opaque 405 = Mist Opaque 406 = Denim Opaque 407 = Pewter Opaque 408 = Peppercorn Opaque 901 = Amber 902 = Designer White Opaque 911 = Warm Brick 929 = Nutmeg 937 = Bark 984 = Dark Roast 993 = Sumatra</p>	<p>310 = Smoke Opaque 400 = Clear 402 = Black Opaque 403 = Grey Opaque 404 = Warm White Opaque 405 = Mist Opaque 406 = Denim Opaque 407 = Pewter Opaque 408 = Peppercorn Opaque 902 = Designer White Opaque 911 = Warm Brick 929 = Nutmeg 937 = Bark 984 = Dark Roast 993 = Sumatra</p>	<p>W11 = White (back painted glass) BL1 = Black (back painted glass) CG1 = Cool Grey (back painted glass) WG1 = Warm Grey (back painted glass)</p> <p>CU1 = Cumulus ST1 = Storm Grey</p> <p>DW1 = Designer White</p>	<p>BL = Black Powder Coat WI = White Powder Coat LG = Light Grey Powder Coat POL = Polished Chrome</p> <p>BL = Black Powder Coat WI = White Powder Coat LG = Light Grey Powder Coat POL = Polished Chrome</p>	<p>PC = With Power Cutout PN = No Power Cutout</p>

Example Order String: HCB01801R-3036.AH400.BL.AH400.BL.PN



Model	Dimensions		List Price	Top Options						
	OH	Diameter		Ash Veneer	Ash Solid	Walnut Veneer	Walnut Solid	Glass	Engineered Quartz	Solid Surface
HCB01801R-3042	30	42	4,140	+0	+1,500	+150	+2,500	+1,200	+4,425	+1,950

Collar Options		Column Options				Base Options	
Powder Coat	Polished Chrome	Ash Veneer	Walnut Veneer	Powder Coat	Polished Chrome	Powder Coat	Polished Chrome
+0	+425	+0	+100	+275	+400	+0	+325



Note: Power must be ordered separately.
(see page 6 for power options.)

PLEASE SPECIFY THE FOLLOWING TO ORDER:

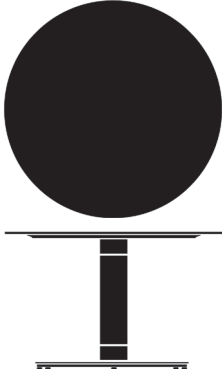
MODEL NUMBER	TOP MATERIALS FINISH	METAL FINISH: COLLAR	POWER/DATA CAPABILITY:	
	<p>Options for wood finishes: AH = Ash Veneer SAH = Solid Ash</p> <p>Options for wood finishes: NT = Walnut Veneer SNT = Solid Walnut</p> <p>Options for wood finishes: 310 = Smoke Opaque 400 = Clear 402 = Black Opaque 403 = Grey Opaque 404 = Warm White Opaque 405 = Mist Opaque 406 = Denim Opaque 407 = Pewter Opaque 408 = Peppercorn Opaque 901 = Amber 902 = Designer White Opaque 911 = Warm Brick 929 = Nutmeg 937 = Bark 984 = Dark Roast 993 = Sumatra</p>	<p>Finish options for glass: G = Glass W11 = White (back painted glass) BL1 = Black (back painted glass) CG1 = Cool Grey (back painted glass) WG1 = Warm Grey (back painted glass)</p> <p>Options for engineered stone quartz: EQ = Engineered Quartz CU1 = Cumulus ST1 = Storm Grey</p> <p>Options for solid surfaces S = Solid Surface: DW1 = Designer White</p>	<p>Options for metal: BL = Black Powder Coat WI = White Powder Coat LG = Light Grey Powder Coat POL = Polished Chrome</p> <p>COLUMN FINISH: Options for wood finish: <i>See finishes listed at left for Ash (AH), and Walnut (NT) veneer finishes.</i> AH = Ash Veneer NT = Walnut Veneer</p> <p>Options for metal finish: BL = Black Powder Coat WI = White Powder Coat LG = Light Grey Powder Coat POL = Polished Chrome</p> <p>METAL FINISH: BASE Options for metal finish: BL = Black Powder Coat WI = White Powder Coat LG = Light Grey Powder Coat POL = Polished Chrome</p>	<p>Options for metal: PC = With Power Cutout PN = No Power Cutout</p>

Example Order String: HCB01801R-3042.AH400.BL.AH400.BL.PN



Model	Dimensions		List Price	Top Options						
	OH	Diameter		Ash Veneer	Ash Solid	Walnut Veneer	Walnut Solid	Glass	Engineered Quartz	Solid Surface
HCB01801R-3048	30	48	5,695	+0	+1,800	+175	+3,100	+1,600	+6,425	+2,700

Collar Options		Column Options				Base Options	
Powder Coat	Polished Chrome	Ash Veneer	Walnut Veneer	Powder Coat	Polished Chrome	Powder Coat	Polished Chrome
+0	+425	+0	+100	+325	+450	+0	+550



Note: Power must be ordered separately.
(see page 6 for power options.)

PLEASE SPECIFY THE FOLLOWING TO ORDER:


<p>MODEL NUMBER</p> <p>TOP MATERIALS FINISH</p> <p>Options for wood finishes: AH = Ash Veneer SAH = Solid Ash</p> <p>Options for wood finishes: NT = Walnut Veneer SNT = Solid Walnut</p> <p>Options for wood finishes: G = Glass</p> <p>Options for engineered stone quartz: EQ = Engineered Quartz</p> <p>Options for solid surfaces S = Solid Surface:</p>	<p>310 = Smoke Opaque</p> <p>400 = Clear</p> <p>402 = Black Opaque</p> <p>403 = Grey Opaque</p> <p>404 = Warm White Opaque</p> <p>405 = Mist Opaque</p> <p>406 = Denim Opaque</p> <p>407 = Pewter Opaque</p> <p>408 = Peppercorn Opaque</p> <p>901 = Amber</p> <p>902 = Designer White Opaque</p> <p>911 = Warm Brick</p> <p>929 = Nutmeg</p> <p>937 = Bark</p> <p>984 = Dark Roast</p> <p>993 = Sumatra</p>	<p>310 = Smoke Opaque</p> <p>400 = Clear</p> <p>402 = Black Opaque</p> <p>403 = Grey Opaque</p> <p>404 = Warm White Opaque</p> <p>405 = Mist Opaque</p> <p>406 = Denim Opaque</p> <p>407 = Pewter Opaque</p> <p>408 = Peppercorn Opaque</p> <p>902 = Designer White Opaque</p> <p>911 = Warm Brick</p> <p>929 = Nutmeg</p> <p>937 = Bark</p> <p>984 = Dark Roast</p> <p>993 = Sumatra</p>	<p>W11 = White (back painted glass)</p> <p>BL1 = Black (back painted glass)</p> <p>CG1 = Cool Grey (back painted glass)</p> <p>WG1 = Warm Grey (back painted glass)</p> <p>CU1 = Cumulus</p> <p>ST1 = Storm Grey</p> <p>DW1 = Designer White</p>	<p>METAL FINISH: COLLAR</p> <p>Options for metal:</p> <p>BL = Black Powder Coat</p> <p>WI = White Powder Coat</p> <p>LG = Light Grey Powder Coat</p> <p>POL = Polished Chrome</p> <p>COLUMN FINISH:</p> <p>Options for wood finish:</p> <p>See finishes listed at left for Ash (AH), and Walnut (NT) veneer finishes.</p> <p>AH = Ash Veneer</p> <p>NT = Walnut Veneer</p> <p>Options for metal finish:</p> <p>BL = Black Powder Coat</p> <p>WI = White Powder Coat</p> <p>LG = Light Grey Powder Coat</p> <p>POL = Polished Chrome</p> <p>METAL FINISH: BASE</p> <p>Options for metal finish:</p> <p>BL = Black Powder Coat</p> <p>WI = White Powder Coat</p> <p>LG = Light Grey Powder Coat</p> <p>POL = Polished Chrome</p>	<p>POWER/DATA CAPABILITY:</p> <p>PC = With Power Cutout</p> <p>PN = No Power Cutout</p>
---	--	---	--	---	--

Example Order String: HCB01801R-3048.AH400.BL.AH400.BL.PN



Model	Dimensions		List Price	Top Options						
	OH	Diameter		Ash Veneer	Ash Solid	Walnut Veneer	Walnut Solid	Glass	Engineered Quartz	Solid Surface
HCB01801R-3054	30	54	6,205	+0	+2,200	+275	+4,100	+2,050	+8,925	+3,700

Collar Options			Column Options				Base Options	
Powder Coat	Polished Chrome	Ash Veneer	Walnut Veneer	Powder Coat	Polished Chrome	Powder Coat	Polished Chrome	
+0	+425	+0	+100	+325	+450	+0	+550	



Note: Power must be ordered separately.
(see page 6 for power options.)

PLEASE SPECIFY THE FOLLOWING TO ORDER:


<p>MODEL NUMBER</p>	<p>TOP MATERIALS FINISH</p> <p>Options for wood finishes: AH = Ash Veneer SAH = Solid Ash</p> <p>Options for wood finishes: NT = Walnut Veneer SNT = Solid Walnut</p> <p>Options for wood finishes: G = Glass</p> <p>Options for engineered stone quartz: EQ = Engineered Quartz</p> <p>Options for solid surfaces S = Solid Surface:</p>	<p>METAL FINISH: COLLAR</p> <p>Options for metal:</p> <p>METAL FINISH: BASE</p> <p>Options for metal finish:</p>	<p>POWER/DATA CAPABILITY:</p> <p>Options for wood finish: <i>See finishes listed at left for Ash (AH), and Walnut (NT) veneer finishes.</i> AH = Ash Veneer NT = Walnut Veneer</p> <p>Options for metal finish:</p>	
<p>310 = Smoke Opaque 400 = Clear 402 = Black Opaque 403 = Grey Opaque 404 = Warm White Opaque 405 = Mist Opaque 406 = Denim Opaque 407 = Pewter Opaque 408 = Peppercorn Opaque 901 = Amber 902 = Designer White Opaque 911 = Warm Brick 929 = Nutmeg 937 = Bark 984 = Dark Roast 993 = Sumatra</p>	<p>310 = Smoke Opaque 400 = Clear 402 = Black Opaque 403 = Grey Opaque 404 = Warm White Opaque 405 = Mist Opaque 406 = Denim Opaque 407 = Pewter Opaque 408 = Peppercorn Opaque 902 = Designer White Opaque 911 = Warm Brick 929 = Nutmeg 937 = Bark 984 = Dark Roast 993 = Sumatra</p>	<p>W11 = White (back painted glass) BL1 = Black (back painted glass) CG1 = Cool Grey (back painted glass) WG1 = Warm Grey (back painted glass)</p> <p>CU1 = Cumulus ST1 = Storm Grey</p> <p>DW1 = Designer White</p>	<p>BL = Black Powder Coat WI = White Powder Coat LG = Light Grey Powder Coat POL = Polished Chrome</p> <p>BL = Black Powder Coat WI = White Powder Coat LG = Light Grey Powder Coat POL = Polished Chrome</p>	<p>PC = With Power Cutout PN = No Power Cutout</p>

Example Order String: HCB01801R-3054.AH400.BL.AH400.BL.PN



Model	Dimensions		List Price	Top Options						
	OH	Diameter		Ash Veneer	Ash Solid	Walnut Veneer	Walnut Solid	Glass	Engineered Quartz	Solid Surface
HCB01801R-3060	30	60	6,860	+0	+2,700	+400	+5,300	+2,550	+11,925	+4,950

Collar Options		Column Options				Base Options	
Powder Coat	Polished Chrome	Ash Veneer	Walnut Veneer	Powder Coat	Polished Chrome	Powder Coat	Polished Chrome
+0	+425	+0	+100	+375	+500	+0	+670



Note: Power must be ordered separately.
(see page 6 for power options.)

PLEASE SPECIFY THE FOLLOWING TO ORDER:

<p>MODEL NUMBER</p>	<p>TOP MATERIALS FINISH</p> <p>Options for wood finishes: AH = Ash Veneer SAH = Solid Ash</p> <p>Options for wood finishes: NT = Walnut Veneer SNT = Solid Walnut</p> <p>Options for wood finishes: G = Glass</p> <p>Options for engineered stone quartz: EQ = Engineered Quartz</p> <p>Options for solid surfaces S = Solid Surface:</p>	<p>METAL FINISH: COLLAR</p> <p>Options for metal:</p> <p>METAL FINISH: BASE</p> <p>Options for metal finish:</p>	<p>POWER/DATA CAPABILITY:</p>	
<p>310 = Smoke Opaque 400 = Clear 402 = Black Opaque 403 = Grey Opaque 404 = Warm White Opaque 405 = Mist Opaque 406 = Denim Opaque 407 = Pewter Opaque 408 = Peppercorn Opaque 901 = Amber 902 = Designer White Opaque 911 = Warm Brick 929 = Nutmeg 937 = Bark 984 = Dark Roast 993 = Sumatra</p>	<p>310 = Smoke Opaque 400 = Clear 402 = Black Opaque 403 = Grey Opaque 404 = Warm White Opaque 405 = Mist Opaque 406 = Denim Opaque 407 = Pewter Opaque 408 = Peppercorn Opaque 902 = Designer White Opaque 911 = Warm Brick 929 = Nutmeg 937 = Bark 984 = Dark Roast 993 = Sumatra</p>	<p>W11 = White (back painted glass) BL1 = Black (back painted glass) CG1 = Cool Grey (back painted glass) WG1 = Warm Grey (back painted glass)</p> <p>CU1 = Cumulus ST1 = Storm Grey</p> <p>DW1 = Designer White</p>	<p>BL = Black Powder Coat WI = White Powder Coat LG = Light Grey Powder Coat POL = Polished Chrome</p> <p>Options for wood finish: <i>See finishes listed at left for Ash (AH), and Walnut (NT) veneer finishes.</i> AH = Ash Veneer NT = Walnut Veneer</p> <p>Options for metal finish: BL = Black Powder Coat WI = White Powder Coat LG = Light Grey Powder Coat POL = Polished Chrome</p> <p>Options for metal finish: BL = Black Powder Coat WI = White Powder Coat LG = Light Grey Powder Coat POL = Polished Chrome</p>	<p>PC = With Power Cutout PN = No Power Cutout</p>

Example Order String: HCB01801R-3060.AH400.BL.AH400.BL.PN



Model	Dimensions			List Price	Top Options						
	OH	OW	OD		Ash Veneer	Ash Solid	Walnut Veneer	Walnut Solid	Glass	Engineered Quartz	Solid Surface
HCB01801Q-3030	30	30	30	2,975	+0	+900	+100	+1,300	+550	+2,725	+1,050

Collar Options		Column Options			Base Options		
Powder Coat	Polished Chrome	Ash Veneer	Walnut Veneer	Powder Coat	Polished Chrome	Powder Coat	Polished Chrome
+0	+425	+0	+100	+250	+375	+0	+325



Note: Power must be ordered separately.
(see page 6 for power options.)

PLEASE SPECIFY THE FOLLOWING TO ORDER:

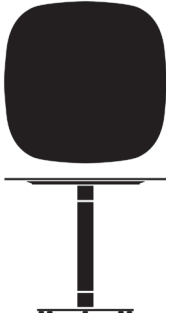
MODEL NUMBER	TOP MATERIALS FINISH	METAL FINISH: COLLAR	POWER/DATA CAPABILITY:
	<p>Options for wood finishes: AH = Ash Veneer SAH = Solid Ash</p> <p>Options for wood finishes: NT = Walnut Veneer SNT = Solid Walnut</p> <p>Options for wood finishes: 310 = Smoke Opaque 400 = Clear 402 = Black Opaque 403 = Grey Opaque 404 = Warm White Opaque 405 = Mist Opaque 406 = Denim Opaque 407 = Pewter Opaque 408 = Peppercorn Opaque 901 = Amber 902 = Designer White Opaque 911 = Warm Brick 929 = Nutmeg 937 = Bark 984 = Dark Roast 993 = Sumatra</p> <p>Options for wood finishes: 310 = Smoke Opaque 400 = Clear 402 = Black Opaque 403 = Grey Opaque 404 = Warm White Opaque 405 = Mist Opaque 406 = Denim Opaque 407 = Pewter Opaque 408 = Peppercorn Opaque 902 = Designer White Opaque 911 = Warm Brick 929 = Nutmeg 937 = Bark 984 = Dark Roast 993 = Sumatra</p> <p>Finish options for glass: G = Glass WI1 = White (back painted glass) BL1 = Black (back painted glass) CG1 = Cool Grey (back painted glass) WG1 = Warm Grey (back painted glass)</p> <p>Options for engineered stone quartz: EQ = Engineered Quartz CU1 = Cumulus ST1 = Storm Grey</p> <p>Options for solid surfaces S = Solid Surface: DW1 = Designer White</p>	<p>Options for metal: BL = Black Powder Coat WI = White Powder Coat LG = Light Grey Powder Coat POL = Polished Chrome</p> <p>COLUMN FINISH: Options for wood finish: <i>See finishes listed at left for Ash (AH), and Walnut (NT) veneer finishes.</i> AH = Ash Veneer NT = Walnut Veneer</p> <p>Options for metal finish: BL = Black Powder Coat WI = White Powder Coat LG = Light Grey Powder Coat POL = Polished Chrome</p> <p>METAL FINISH: BASE Options for metal finish: BL = Black Powder Coat WI = White Powder Coat LG = Light Grey Powder Coat POL = Polished Chrome</p>	<p>PC = With Power Cutout PN = No Power Cutout</p>

Example Order String: HCB01801Q-3030.AH400.BL.AH400.BL.PN



Model	Dimensions			List Price	Top Options						
	OH	OW	OD		Ash Veneer	Ash Solid	Walnut Veneer	Walnut Solid	Glass	Engineered Quartz	Solid Surface
HCB01801Q-3036	30	36	36	3,615	+0	+1,200	+125	+1,900	+850	+3,425	+1,450

Collar Options		Column Options				Base Options	
Powder Coat	Polished Chrome	Ash Veneer	Walnut Veneer	Powder Coat	Polished Chrome	Powder Coat	Polished Chrome
+0	+425	+0	+100	+275	+400	+0	+325



Note: Power must be ordered separately.
(see page 6 for power options.)

PLEASE SPECIFY THE FOLLOWING TO ORDER:

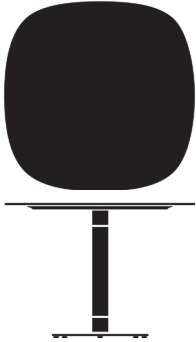
MODEL NUMBER	TOP MATERIALS FINISH	METAL FINISH: COLLAR	POWER/DATA CAPABILITY:	
	<p>Options for wood finishes: AH = Ash Veneer SAH = Solid Ash</p> <p>Options for wood finishes: NT = Walnut Veneer SNT = Solid Walnut</p> <p>Options for wood finishes: 310 = Smoke Opaque 400 = Clear 402 = Black Opaque 403 = Grey Opaque 404 = Warm White Opaque 405 = Mist Opaque 406 = Denim Opaque 407 = Pewter Opaque 408 = Peppercorn Opaque 901 = Amber 902 = Designer White Opaque 911 = Warm Brick 929 = Nutmeg 937 = Bark 984 = Dark Roast 993 = Sumatra</p>	<p>Finish options for glass: G = Glass WI1 = White (back painted glass) BL1 = Black (back painted glass) CG1 = Cool Grey (back painted glass) WG1 = Warm Grey (back painted glass)</p> <p>Options for engineered stone quartz: EQ = Engineered Quartz CU1 = Cumulus ST1 = Storm Grey</p> <p>Options for solid surfaces S = Solid Surface: DW1 = Designer White</p>	<p>Options for metal: BL = Black Powder Coat WI = White Powder Coat LG = Light Grey Powder Coat POL = Polished Chrome</p> <p>COLUMN FINISH: Options for wood finish: <i>See finishes listed at left for Ash (AH), and Walnut (NT) veneer finishes.</i> AH = Ash Veneer NT = Walnut Veneer</p> <p>Options for metal finish: BL = Black Powder Coat WI = White Powder Coat LG = Light Grey Powder Coat POL = Polished Chrome</p> <p>METAL FINISH: BASE Options for metal finish: BL = Black Powder Coat WI = White Powder Coat LG = Light Grey Powder Coat POL = Polished Chrome</p>	<p>PC = With Power Cutout PN = No Power Cutout</p>

Example Order String: HCB01801Q-3036.AH400.BL.AH400.BL.PN



Model	Dimensions			List Price	Top Options						
	OH	OW	OD		Ash Veneer	Ash Solid	Walnut Veneer	Walnut Solid	Glass	Engineered Quartz	Solid Surface
HCB01801Q-3042	30	42	42	4,140	+0	+1,500	+150	+2,500	+1,200	+4,425	+1,950

Collar Options		Column Options				Base Options	
Powder Coat	Polished Chrome	Ash Veneer	Walnut Veneer	Powder Coat	Polished Chrome	Powder Coat	Polished Chrome
+0	+425	+0	+100	+275	+400	+0	+325



Note: Power must be ordered separately.
(see page 6 for power options.)

PLEASE SPECIFY THE FOLLOWING TO ORDER:

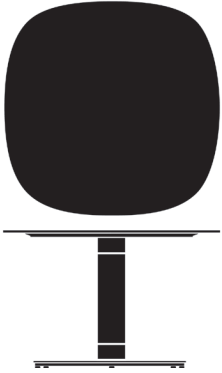
MODEL NUMBER	TOP MATERIALS FINISH	METAL FINISH: COLLAR	POWER/DATA CAPABILITY:
	<p>Options for wood finishes: AH = Ash Veneer SAH = Solid Ash</p> <p>Options for wood finishes: NT = Walnut Veneer SNT = Solid Walnut</p> <p>Options for wood finishes: 310 = Smoke Opaque 400 = Clear 402 = Black Opaque 403 = Grey Opaque 404 = Warm White Opaque 405 = Mist Opaque 406 = Denim Opaque 407 = Pewter Opaque 408 = Peppercorn Opaque 901 = Amber 902 = Designer White Opaque 911 = Warm Brick 929 = Nutmeg 937 = Bark 984 = Dark Roast 993 = Sumatra</p> <p>Options for wood finishes: 310 = Smoke Opaque 400 = Clear 402 = Black Opaque 403 = Grey Opaque 404 = Warm White Opaque 405 = Mist Opaque 406 = Denim Opaque 407 = Pewter Opaque 408 = Peppercorn Opaque 902 = Designer White Opaque 911 = Warm Brick 929 = Nutmeg 937 = Bark 984 = Dark Roast 993 = Sumatra</p> <p>Finish options for glass: G = Glass W11 = White (back painted glass) BL1 = Black (back painted glass) CG1 = Cool Grey (back painted glass) WG1 = Warm Grey (back painted glass)</p> <p>Options for engineered stone quartz: EQ = Engineered Quartz CU1 = Cumulus ST1 = Storm Grey</p> <p>Options for solid surfaces S = Solid Surface: DW1 = Designer White</p>	<p>Options for metal: BL = Black Powder Coat WI = White Powder Coat LG = Light Grey Powder Coat POL = Polished Chrome</p> <p>COLUMN FINISH: Options for wood finish: <i>See finishes listed at left for Ash (AH), and Walnut (NT) veneer finishes.</i> AH = Ash Veneer NT = Walnut Veneer</p> <p>Options for metal finish: BL = Black Powder Coat WI = White Powder Coat LG = Light Grey Powder Coat POL = Polished Chrome</p> <p>METAL FINISH: BASE Options for metal finish: BL = Black Powder Coat WI = White Powder Coat LG = Light Grey Powder Coat POL = Polished Chrome</p>	<p>PC = With Power Cutout PN = No Power Cutout</p>

Example Order String: HCB01801Q-3042.AH400.BL.AH400.BL.PN



Model	Dimensions			List Price	Top Options						
	OH	OW	OD		Ash Veneer	Ash Solid	Walnut Veneer	Walnut Solid	Glass	Engineered Quartz	Solid Surface
HCB01801Q-3048	30	48	48	5,695	+0	+1,800	+175	+3,100	+1,600	+6,425	+2,700

Collar Options		Column Options				Base Options	
Powder Coat	Polished Chrome	Ash Veneer	Walnut Veneer	Powder Coat	Polished Chrome	Powder Coat	Polished Chrome
+0	+425	+0	+100	+325	+450	+0	+550



Note: Power must be ordered separately.
(see page 6 for power options.)

PLEASE SPECIFY THE FOLLOWING TO ORDER:

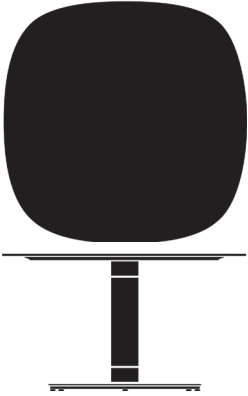
<p>MODEL NUMBER</p>	<p>TOP MATERIALS FINISH</p> <p>Options for wood finishes: AH = Ash Veneer SAH = Solid Ash</p> <p>Options for wood finishes: NT = Walnut Veneer SNT = Solid Walnut</p> <p>Options for wood finishes: G = Glass</p> <p>Options for engineered stone quartz: EQ = Engineered Quartz</p> <p>Options for solid surfaces S = Solid Surface:</p>	<p>METAL FINISH: COLLAR</p> <p>Options for metal:</p> <p>METAL FINISH: BASE</p> <p>Options for metal finish:</p>	<p>POWER/DATA CAPABILITY:</p>	
<p>310 = Smoke Opaque 400 = Clear 402 = Black Opaque 403 = Grey Opaque 404 = Warm White Opaque 405 = Mist Opaque 406 = Denim Opaque 407 = Pewter Opaque 408 = Peppercorn Opaque 901 = Amber 902 = Designer White Opaque 911 = Warm Brick 929 = Nutmeg 937 = Bark 984 = Dark Roast 993 = Sumatra</p>	<p>310 = Smoke Opaque 400 = Clear 402 = Black Opaque 403 = Grey Opaque 404 = Warm White Opaque 405 = Mist Opaque 406 = Denim Opaque 407 = Pewter Opaque 408 = Peppercorn Opaque 902 = Designer White Opaque 911 = Warm Brick 929 = Nutmeg 937 = Bark 984 = Dark Roast 993 = Sumatra</p>	<p>W11 = White (back painted glass) BL1 = Black (back painted glass) CG1 = Cool Grey (back painted glass) WG1 = Warm Grey (back painted glass)</p> <p>CU1 = Cumulus ST1 = Storm Grey</p> <p>DW1 = Designer White</p>	<p>BL = Black Powder Coat WI = White Powder Coat LG = Light Grey Powder Coat POL = Polished Chrome</p> <p>Options for wood finish: <i>See finishes listed at left for Ash (AH), and Walnut (NT) veneer finishes.</i> AH = Ash Veneer NT = Walnut Veneer</p> <p>Options for metal finish: BL = Black Powder Coat WI = White Powder Coat LG = Light Grey Powder Coat POL = Polished Chrome</p> <p>Options for metal finish: BL = Black Powder Coat WI = White Powder Coat LG = Light Grey Powder Coat POL = Polished Chrome</p>	<p>PC = With Power Cutout PN = No Power Cutout</p>

Example Order String: HCB01801Q-3048.AH400.BL.AH400.BL.PN



Model	Dimensions			List Price	Top Options						
	OH	OW	OD		Ash Veneer	Ash Solid	Walnut Veneer	Walnut Solid	Glass	Engineered Quartz	Solid Surface
HCB01801Q-3054	30	54	54	6,205	+0	+2,200	+275	+4,100	+2,050	+8,925	+3,700

Collar Options		Column Options				Base Options	
Powder Coat	Polished Chrome	Ash Veneer	Walnut Veneer	Powder Coat	Polished Chrome	Powder Coat	Polished Chrome
+0	+425	+0	+100	+325	+450	+0	+550



Note: Power must be ordered separately.
(see page 6 for power options.)

PLEASE SPECIFY THE FOLLOWING TO ORDER:


MODEL NUMBER	TOP MATERIALS FINISH	METAL FINISH: COLLAR	POWER/DATA CAPABILITY:	
	<p>Options for wood finishes: AH = Ash Veneer SAH = Solid Ash</p> <p>Options for wood finishes: NT = Walnut Veneer SNT = Solid Walnut</p> <p>Options for wood finishes: 310 = Smoke Opaque 400 = Clear 402 = Black Opaque 403 = Grey Opaque 404 = Warm White Opaque 405 = Mist Opaque 406 = Denim Opaque 407 = Pewter Opaque 408 = Peppercorn Opaque 901 = Amber 902 = Designer White Opaque 911 = Warm Brick 929 = Nutmeg 937 = Bark 984 = Dark Roast 993 = Sumatra</p>	<p>Finish options for glass: G = Glass WI1 = White (back painted glass) BL1 = Black (back painted glass) CG1 = Cool Grey (back painted glass) WG1 = Warm Grey (back painted glass)</p> <p>Options for engineered stone quartz: EQ = Engineered Quartz CU1 = Cumulus ST1 = Storm Grey</p> <p>Options for solid surfaces S = Solid Surface: DW1 = Designer White</p>	<p>Options for metal: BL = Black Powder Coat WI = White Powder Coat LG = Light Grey Powder Coat POL = Polished Chrome</p> <p>COLUMN FINISH: Options for wood finish: <i>See finishes listed at left for Ash (AH), and Walnut (NT) veneer finishes.</i> AH = Ash Veneer NT = Walnut Veneer</p> <p>Options for metal finish: BL = Black Powder Coat WI = White Powder Coat LG = Light Grey Powder Coat POL = Polished Chrome</p> <p>METAL FINISH: BASE Options for metal finish: BL = Black Powder Coat WI = White Powder Coat LG = Light Grey Powder Coat POL = Polished Chrome</p>	<p>PC = With Power Cutout PN = No Power Cutout</p>

Example Order String: HCB01801Q-3054.AH400.BL.AH400.BL.PN



Model	Dimensions			List Price	Top Options						
	OH	OW	OD		Ash Veneer	Ash Solid	Walnut Veneer	Walnut Solid	Glass	Engineered Quartz	Solid Surface
HCB01801Q-3060	30	60	60	6,860	+0	+2,700	+400	+5,300	+2,550	+11,925	+4,950

Collar Options		Column Options				Base Options	
Powder Coat	Polished Chrome	Ash Veneer	Walnut Veneer	Powder Coat	Polished Chrome	Powder Coat	Polished Chrome
+0	+425	+0	+100	+375	+500	+0	+670



Note: Power must be ordered separately.
(see page 6 for power options.)

PLEASE SPECIFY THE FOLLOWING TO ORDER:

<p>MODEL NUMBER</p>	<p>TOP MATERIALS FINISH</p> <p>Options for wood finishes: AH = Ash Veneer SAH = Solid Ash</p> <p>Options for wood finishes: NT = Walnut Veneer SNT = Solid Walnut</p> <p>Options for wood finishes: G = Glass</p> <p>Options for engineered stone quartz: EQ = Engineered Quartz</p> <p>Options for solid surfaces S = Solid Surface:</p>	<p>METAL FINISH: COLLAR</p> <p>Options for metal:</p> <p>METAL FINISH: BASE</p> <p>Options for metal finish:</p>	<p>POWER/DATA CAPABILITY:</p>	
	<p>310 = Smoke Opaque</p> <p>400 = Clear</p> <p>402 = Black Opaque</p> <p>403 = Grey Opaque</p> <p>404 = Warm White Opaque</p> <p>405 = Mist Opaque</p> <p>406 = Denim Opaque</p> <p>407 = Pewter Opaque</p> <p>408 = Peppercorn Opaque</p> <p>901 = Amber</p> <p>902 = Designer White Opaque</p> <p>911 = Warm Brick</p> <p>929 = Nutmeg</p> <p>937 = Bark</p> <p>984 = Dark Roast</p> <p>993 = Sumatra</p>	<p>310 = Smoke Opaque</p> <p>400 = Clear</p> <p>402 = Black Opaque</p> <p>403 = Grey Opaque</p> <p>404 = Warm White Opaque</p> <p>405 = Mist Opaque</p> <p>406 = Denim Opaque</p> <p>407 = Pewter Opaque</p> <p>408 = Peppercorn Opaque</p> <p>902 = Designer White Opaque</p> <p>911 = Warm Brick</p> <p>929 = Nutmeg</p> <p>937 = Bark</p> <p>984 = Dark Roast</p> <p>993 = Sumatra</p>	<p>W11 = White (back painted glass)</p> <p>BL1 = Black (back painted glass)</p> <p>CG1 = Cool Grey (back painted glass)</p> <p>WG1 = Warm Grey (back painted glass)</p> <p>CU1 = Cumulus</p> <p>ST1 = Storm Grey</p> <p>DW1 = Designer White</p>	<p>BL = Black Powder Coat</p> <p>WI = White Powder Coat</p> <p>LG = Light Grey Powder Coat</p> <p>POL = Polished Chrome</p>
		<p>BL = Black Powder Coat</p> <p>WI = White Powder Coat</p> <p>LG = Light Grey Powder Coat</p> <p>POL = Polished Chrome</p>	<p>PC = With Power Cutout</p> <p>PN = No Power Cutout</p>	

Example Order String: HCB01801Q-3060.AH400.BL.AH400.BL.PN



Model	Dimensions		List Price	Top Options						
	OH	Diameter		Ash Veneer	Ash Solid	Walnut Veneer	Walnut Solid	Glass	Engineered Quartz	Solid Surface
HCB01801R-4230	42	30	3,000	+0	+900	+100	+1,300	+550	+2,725	+1,050

Collar Options		Column Options				Base Options	
Powder Coat	Polished Chrome	Ash Veneer	Walnut Veneer	Powder Coat	Polished Chrome	Powder Coat	Polished Chrome
+0	+425	+0	+100	+300	+425	+0	+325



Note: Power must be ordered separately.
(see page 6 for power options.)

PLEASE SPECIFY THE FOLLOWING TO ORDER:

MODEL NUMBER	TOP MATERIALS FINISH	METAL FINISH: COLLAR	POWER/DATA CAPABILITY:
	<p>Options for wood finishes: AH = Ash Veneer SAH = Solid Ash</p> <p>Options for wood finishes: NT = Walnut Veneer SNT = Solid Walnut</p> <p>Options for wood finishes: 310 = Smoke Opaque 400 = Clear 402 = Black Opaque 403 = Grey Opaque 404 = Warm White Opaque 405 = Mist Opaque 406 = Denim Opaque 407 = Pewter Opaque 408 = Peppercorn Opaque 901 = Amber 902 = Designer White Opaque 911 = Warm Brick 929 = Nutmeg 937 = Bark 984 = Dark Roast 993 = Sumatra</p> <p>Options for wood finishes: 310 = Smoke Opaque 400 = Clear 402 = Black Opaque 403 = Grey Opaque 404 = Warm White Opaque 405 = Mist Opaque 406 = Denim Opaque 407 = Pewter Opaque 408 = Peppercorn Opaque 902 = Designer White Opaque 911 = Warm Brick 929 = Nutmeg 937 = Bark 984 = Dark Roast 993 = Sumatra</p> <p>Finish options for glass: G = Glass WI1 = White (back painted glass) BL1 = Black (back painted glass) CG1 = Cool Grey (back painted glass) WG1 = Warm Grey (back painted glass)</p> <p>Options for engineered stone quartz: EQ = Engineered Quartz CU1 = Cumulus ST1 = Storm Grey</p> <p>Options for solid surfaces S = Solid Surface: DW1 = Designer White</p>	<p>Options for metal: BL = Black Powder Coat WI = White Powder Coat LG = Light Grey Powder Coat POL = Polished Chrome</p> <p>COLUMN FINISH: Options for wood finish: <i>See finishes listed at left for Ash (AH), and Walnut (NT) veneer finishes.</i> AH = Ash Veneer NT = Walnut Veneer</p> <p>Options for metal finish: BL = Black Powder Coat WI = White Powder Coat LG = Light Grey Powder Coat POL = Polished Chrome</p> <p>METAL FINISH: BASE Options for metal finish: BL = Black Powder Coat WI = White Powder Coat LG = Light Grey Powder Coat POL = Polished Chrome</p>	<p>PC = With Power Cutout PN = No Power Cutout</p>

Example Order String: HCB01801R-4230.AH400.BL.AH400.BL.PN



Model	Dimensions		List Price	Top Options						
	OH	Diameter		Ash Veneer	Ash Solid	Walnut Veneer	Walnut Solid	Glass	Engineered Quartz	Solid Surface
HCB01801R-4236	42	36	3,645	+0	+1,200	+125	+1,900	+850	+3,425	+1,450

Collar Options		Column Options				Base Options	
Powder Coat	Polished Chrome	Ash Veneer	Walnut Veneer	Powder Coat	Polished Chrome	Powder Coat	Polished Chrome
+0	+425	+0	+100	+300	+425	+0	+325



Note: Power must be ordered separately.
(see page 6 for power options.)

PLEASE SPECIFY THE FOLLOWING TO ORDER:

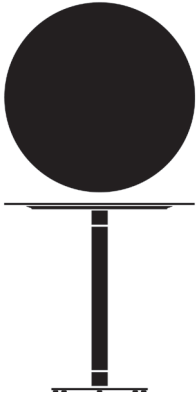
MODEL NUMBER	TOP MATERIALS FINISH	METAL FINISH: COLLAR	POWER/DATA CAPABILITY:
	<p>Options for wood finishes: AH = Ash Veneer SAH = Solid Ash</p> <p>Options for wood finishes: NT = Walnut Veneer SNT = Solid Walnut</p> <p>Options for wood finishes: 310 = Smoke Opaque 400 = Clear 402 = Black Opaque 403 = Grey Opaque 404 = Warm White Opaque 405 = Mist Opaque 406 = Denim Opaque 407 = Pewter Opaque 408 = Peppercorn Opaque 901 = Amber 902 = Designer White Opaque 911 = Warm Brick 929 = Nutmeg 937 = Bark 984 = Dark Roast 993 = Sumatra</p> <p>Options for wood finishes: 310 = Smoke Opaque 400 = Clear 402 = Black Opaque 403 = Grey Opaque 404 = Warm White Opaque 405 = Mist Opaque 406 = Denim Opaque 407 = Pewter Opaque 408 = Peppercorn Opaque 902 = Designer White Opaque 911 = Warm Brick 929 = Nutmeg 937 = Bark 984 = Dark Roast 993 = Sumatra</p> <p>Finish options for glass: G = Glass WI1 = White (back painted glass) BL1 = Black (back painted glass) CG1 = Cool Grey (back painted glass) WG1 = Warm Grey (back painted glass)</p> <p>Options for engineered stone quartz: EQ = Engineered Quartz CU1 = Cumulus ST1 = Storm Grey</p> <p>Options for solid surfaces S = Solid Surface: DW1 = Designer White</p>	<p>Options for metal: BL = Black Powder Coat WI = White Powder Coat LG = Light Grey Powder Coat POL = Polished Chrome</p> <p>COLUMN FINISH: Options for wood finish: <i>See finishes listed at left for Ash (AH), and Walnut (NT) veneer finishes.</i> AH = Ash Veneer NT = Walnut Veneer</p> <p>Options for metal finish: BL = Black Powder Coat WI = White Powder Coat LG = Light Grey Powder Coat POL = Polished Chrome</p> <p>METAL FINISH: BASE Options for metal finish: BL = Black Powder Coat WI = White Powder Coat LG = Light Grey Powder Coat POL = Polished Chrome</p>	<p>PC = With Power Cutout PN = No Power Cutout</p>

Example Order String: HCB01801R-4236.AH400.BL.AH400.BL.PN



Model	Dimensions		List Price	Top Options						
	OH	Diameter		Ash Veneer	Ash Solid	Walnut Veneer	Walnut Solid	Glass	Engineered Quartz	Solid Surface
HCB01801R-4242	42	42	4,170	+0	+1,500	+150	+2,500	+1,200	+4,425	+1,950

Collar Options		Column Options				Base Options	
Powder Coat	Polished Chrome	Ash Veneer	Walnut Veneer	Powder Coat	Polished Chrome	Powder Coat	Polished Chrome
+0	+425	+0	+100	+300	+425	+0	+325



Note: Power must be ordered separately.
(see page 6 for power options.)

PLEASE SPECIFY THE FOLLOWING TO ORDER:


MODEL NUMBER	TOP MATERIALS FINISH	METAL FINISH: COLLAR	POWER/DATA CAPABILITY:
	<p>Options for wood finishes: AH = Ash Veneer SAH = Solid Ash</p> <p>Options for wood finishes: NT = Walnut Veneer SNT = Solid Walnut</p> <p>Options for wood finishes: 310 = Smoke Opaque 400 = Clear 402 = Black Opaque 403 = Grey Opaque 404 = Warm White Opaque 405 = Mist Opaque 406 = Denim Opaque 407 = Pewter Opaque 408 = Peppercorn Opaque 901 = Amber 902 = Designer White Opaque 911 = Warm Brick 929 = Nutmeg 937 = Bark 984 = Dark Roast 993 = Sumatra</p> <p>Options for wood finishes: 310 = Smoke Opaque 400 = Clear 402 = Black Opaque 403 = Grey Opaque 404 = Warm White Opaque 405 = Mist Opaque 406 = Denim Opaque 407 = Pewter Opaque 408 = Peppercorn Opaque 902 = Designer White Opaque 911 = Warm Brick 929 = Nutmeg 937 = Bark 984 = Dark Roast 993 = Sumatra</p> <p>Finish options for glass: G = Glass W11 = White (back painted glass) BL1 = Black (back painted glass) CG1 = Cool Grey (back painted glass) WG1 = Warm Grey (back painted glass)</p> <p>Options for engineered stone quartz: EQ = Engineered Quartz CU1 = Cumulus ST1 = Storm Grey</p> <p>Options for solid surfaces S = Solid Surface: DW1 = Designer White</p>	<p>Options for metal: BL = Black Powder Coat WI = White Powder Coat LG = Light Grey Powder Coat POL = Polished Chrome</p> <p>COLUMN FINISH: Options for wood finish: <i>See finishes listed at left for Ash (AH), and Walnut (NT) veneer finishes.</i> AH = Ash Veneer NT = Walnut Veneer</p> <p>Options for metal finish: BL = Black Powder Coat WI = White Powder Coat LG = Light Grey Powder Coat POL = Polished Chrome</p> <p>METAL FINISH: BASE Options for metal finish: BL = Black Powder Coat WI = White Powder Coat LG = Light Grey Powder Coat POL = Polished Chrome</p>	<p>PC = With Power Cutout PN = No Power Cutout</p>

Example Order String: HCB01801R-4242.AH400.BL.AH400.BL.PN



Model	Dimensions		List Price	Top Options						
	OH	Diameter		Ash Veneer	Ash Solid	Walnut Veneer	Walnut Solid	Glass	Engineered Quartz	Solid Surface
HCB01801R-4248	42	48	5,720	+0	+1,800	+175	+4,700	+1,600	+6,425	+2,700

Collar Options		Column Options				Base Options	
Powder Coat	Polished Chrome	Ash Veneer	Walnut Veneer	Powder Coat	Polished Chrome	Powder Coat	Polished Chrome
+0	+425	+0	+100	+350	+475	+0	+550



Note: Power must be ordered separately.
(see page 6 for power options.)

PLEASE SPECIFY THE FOLLOWING TO ORDER:

<p>MODEL NUMBER</p>	<p>TOP MATERIALS FINISH</p> <p>Options for wood finishes: AH = Ash Veneer SAH = Solid Ash</p> <p>Options for wood finishes: NT = Walnut Veneer SNT = Solid Walnut</p> <p>Options for wood finishes: G = Glass</p> <p>Options for engineered stone quartz: EQ = Engineered Quartz</p> <p>Options for solid surfaces S = Solid Surface:</p>	<p>METAL FINISH: COLLAR</p> <p>Options for metal:</p> <p>METAL FINISH: BASE</p> <p>Options for metal finish:</p>	<p>POWER/DATA CAPABILITY:</p>		
	<p>310 = Smoke Opaque</p> <p>400 = Clear</p> <p>402 = Black Opaque</p> <p>403 = Grey Opaque</p> <p>404 = Warm White Opaque</p> <p>405 = Mist Opaque</p> <p>406 = Denim Opaque</p> <p>407 = Pewter Opaque</p> <p>408 = Peppercorn Opaque</p> <p>901 = Amber</p> <p>902 = Designer White Opaque</p> <p>911 = Warm Brick</p> <p>929 = Nutmeg</p> <p>937 = Bark</p> <p>984 = Dark Roast</p> <p>993 = Sumatra</p>	<p>310 = Smoke Opaque</p> <p>400 = Clear</p> <p>402 = Black Opaque</p> <p>403 = Grey Opaque</p> <p>404 = Warm White Opaque</p> <p>405 = Mist Opaque</p> <p>406 = Denim Opaque</p> <p>407 = Pewter Opaque</p> <p>408 = Peppercorn Opaque</p> <p>902 = Designer White Opaque</p> <p>911 = Warm Brick</p> <p>929 = Nutmeg</p> <p>937 = Bark</p> <p>984 = Dark Roast</p> <p>993 = Sumatra</p>	<p>W11 = White (back painted glass)</p> <p>BL1 = Black (back painted glass)</p> <p>CG1 = Cool Grey (back painted glass)</p> <p>WG1 = Warm Grey (back painted glass)</p> <p>CU1 = Cumulus</p> <p>ST1 = Storm Grey</p> <p>DW1 = Designer White</p>	<p>BL = Black Powder Coat</p> <p>WI = White Powder Coat</p> <p>LG = Light Grey Powder Coat</p> <p>POL = Polished Chrome</p>	<p>PC = With Power Cutout</p> <p>PN = No Power Cutout</p>

Example Order String: HCB01801R-4248.AH400.BL.AH400.BL.PN



Model	Dimensions			List Price	Top Options						
	OH	OW	OD		Ash Veneer	Ash Solid	Walnut Veneer	Walnut Solid	Glass	Engineered Quartz	Solid Surface
HCB01801Q-4230	42	30	30	3,000	+0	+900	+100	+1,300	+550	+2,725	+1,050

Collar Options		Column Options			Base Options		
Powder Coat	Polished Chrome	Ash Veneer	Walnut Veneer	Powder Coat	Polished Chrome	Powder Coat	Polished Chrome
+0	+425	+0	+100	+300	+425	+0	+325



Note: Power must be ordered separately.
(see page 6 for power options.)

PLEASE SPECIFY THE FOLLOWING TO ORDER:

MODEL NUMBER	TOP MATERIALS FINISH	METAL FINISH: COLLAR	POWER/DATA CAPABILITY:	
	<p>Options for wood finishes: AH = Ash Veneer SAH = Solid Ash</p> <p>Options for wood finishes: NT = Walnut Veneer SNT = Solid Walnut</p> <p>Options for wood finishes: 310 = Smoke Opaque 400 = Clear 402 = Black Opaque 403 = Grey Opaque 404 = Warm White Opaque 405 = Mist Opaque 406 = Denim Opaque 407 = Pewter Opaque 408 = Peppercorn Opaque 901 = Amber 902 = Designer White Opaque 911 = Warm Brick 929 = Nutmeg 937 = Bark 984 = Dark Roast 993 = Sumatra</p>	<p>Finish options for glass: G = Glass W11 = White (back painted glass) BL1 = Black (back painted glass) CG1 = Cool Grey (back painted glass) WG1 = Warm Grey (back painted glass)</p> <p>Options for engineered stone quartz: EQ = Engineered Quartz CU1 = Cumulus ST1 = Storm Grey</p> <p>Options for solid surfaces S = Solid Surface: DW1 = Designer White</p>	<p>Options for metal: BL = Black Powder Coat WI = White Powder Coat LG = Light Grey Powder Coat POL = Polished Chrome</p> <p>COLUMN FINISH: Options for wood finish: <i>See finishes listed at left for Ash (AH), and Walnut (NT) veneer finishes.</i> AH = Ash Veneer NT = Walnut Veneer</p> <p>Options for metal finish: BL = Black Powder Coat WI = White Powder Coat LG = Light Grey Powder Coat POL = Polished Chrome</p> <p>METAL FINISH: BASE Options for metal finish: BL = Black Powder Coat WI = White Powder Coat LG = Light Grey Powder Coat POL = Polished Chrome</p>	<p>PC = With Power Cutout PN = No Power Cutout</p>

Example Order String: HCB01801Q-4230.AH400.BL.AH400.BL.PN



Model	Dimensions			List Price	Top Options						
	OH	OW	OD		Ash Veneer	Ash Solid	Walnut Veneer	Walnut Solid	Glass	Engineered Quartz	Solid Surface
HCB01801Q-4236	42	36	36	3,645	+0	+1,200	+125	+1,900	+850	+3,425	+1,450

Collar Options		Column Options			Base Options		
Powder Coat	Polished Chrome	Ash Veneer	Walnut Veneer	Powder Coat	Polished Chrome	Powder Coat	Polished Chrome
+0	+425	+0	+100	+300	+425	+0	+325



Note: Power must be ordered separately.
(see page 6 for power options.)

PLEASE SPECIFY THE FOLLOWING TO ORDER:

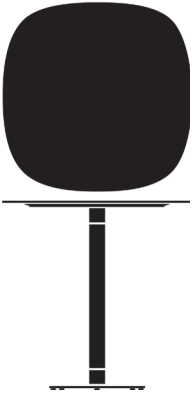
MODEL NUMBER	TOP MATERIALS FINISH	METAL FINISH: COLLAR	POWER/DATA CAPABILITY:	
	<p>Options for wood finishes: AH = Ash Veneer SAH = Solid Ash</p> <p>Options for wood finishes: NT = Walnut Veneer SNT = Solid Walnut</p> <p>Options for wood finishes: 310 = Smoke Opaque 400 = Clear 402 = Black Opaque 403 = Grey Opaque 404 = Warm White Opaque 405 = Mist Opaque 406 = Denim Opaque 407 = Pewter Opaque 408 = Peppercorn Opaque 901 = Amber 902 = Designer White Opaque 911 = Warm Brick 929 = Nutmeg 937 = Bark 984 = Dark Roast 993 = Sumatra</p>	<p>Finish options for glass: G = Glass WI1 = White (back painted glass) BL1 = Black (back painted glass) CG1 = Cool Grey (back painted glass) WG1 = Warm Grey (back painted glass)</p> <p>Options for engineered stone quartz: EQ = Engineered Quartz CU1 = Cumulus ST1 = Storm Grey</p> <p>Options for solid surfaces S = Solid Surface: DW1 = Designer White</p>	<p>Options for metal: BL = Black Powder Coat WI = White Powder Coat LG = Light Grey Powder Coat POL = Polished Chrome</p> <p>COLUMN FINISH: Options for wood finish: <i>See finishes listed at left for Ash (AH), and Walnut (NT) veneer finishes.</i> AH = Ash Veneer NT = Walnut Veneer</p> <p>Options for metal finish: BL = Black Powder Coat WI = White Powder Coat LG = Light Grey Powder Coat POL = Polished Chrome</p> <p>METAL FINISH: BASE Options for metal finish: BL = Black Powder Coat WI = White Powder Coat LG = Light Grey Powder Coat POL = Polished Chrome</p>	<p>Options for power/data: PC = With Power Cutout PN = No Power Cutout</p>

Example Order String: HCB01801Q-4236.AH400.BL.AH400.BL.PN



Model	Dimensions			List Price	Top Options						
	OH	OW	OD		Ash Veneer	Ash Solid	Walnut Veneer	Walnut Solid	Glass	Engineered Quartz	Solid Surface
HCB01801Q-4242	42	42	42	4,170	+0	+1,500	+150	+2,500	+1,200	+4,425	+1,950

Collar Options		Column Options			Base Options		
Powder Coat	Polished Chrome	Ash Veneer	Walnut Veneer	Powder Coat	Polished Chrome	Polished Chrome	
+0	+425	+0	+100	+300	+425	+0	+325



Note: Power must be ordered separately.
(see page 6 for power options.)

PLEASE SPECIFY THE FOLLOWING TO ORDER:

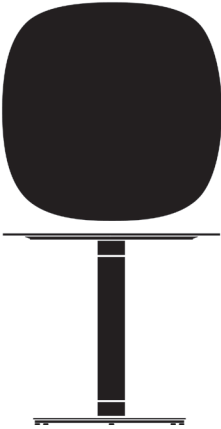
MODEL NUMBER	TOP MATERIALS FINISH	METAL FINISH: COLLAR	POWER/DATA CAPABILITY:
	<p>Options for wood finishes: AH = Ash Veneer SAH = Solid Ash</p> <p>Options for wood finishes: NT = Walnut Veneer SNT = Solid Walnut</p> <p>Options for wood finishes: 310 = Smoke Opaque 400 = Clear 402 = Black Opaque 403 = Grey Opaque 404 = Warm White Opaque 405 = Mist Opaque 406 = Denim Opaque 407 = Pewter Opaque 408 = Peppercorn Opaque 901 = Amber 902 = Designer White Opaque 911 = Warm Brick 929 = Nutmeg 937 = Bark 984 = Dark Roast 993 = Sumatra</p> <p>Options for wood finishes: 310 = Smoke Opaque 400 = Clear 402 = Black Opaque 403 = Grey Opaque 404 = Warm White Opaque 405 = Mist Opaque 406 = Denim Opaque 407 = Pewter Opaque 408 = Peppercorn Opaque 902 = Designer White Opaque 911 = Warm Brick 929 = Nutmeg 937 = Bark 984 = Dark Roast 993 = Sumatra</p> <p>Finish options for glass: G = Glass W11 = White (back painted glass) BL1 = Black (back painted glass) CG1 = Cool Grey (back painted glass) WG1 = Warm Grey (back painted glass)</p> <p>Options for engineered stone quartz: EQ = Engineered Quartz CU1 = Cumulus ST1 = Storm Grey</p> <p>Options for solid surfaces S = Solid Surface: DW1 = Designer White</p>	<p>Options for metal: BL = Black Powder Coat WI = White Powder Coat LG = Light Grey Powder Coat POL = Polished Chrome</p> <p>COLUMN FINISH: Options for wood finish: <i>See finishes listed at left for Ash (AH), and Walnut (NT) veneer finishes.</i> AH = Ash Veneer NT = Walnut Veneer</p> <p>Options for metal finish: BL = Black Powder Coat WI = White Powder Coat LG = Light Grey Powder Coat POL = Polished Chrome</p> <p>METAL FINISH: BASE Options for metal finish: BL = Black Powder Coat WI = White Powder Coat LG = Light Grey Powder Coat POL = Polished Chrome</p>	<p>PC = With Power Cutout PN = No Power Cutout</p>

Example Order String: HCB01801Q-4242.AH400.BL.AH400.BL.PN



Model	Dimensions			List Price	Top Options						
	OH	OW	OD		Ash Veneer	Ash Solid	Walnut Veneer	Walnut Solid	Glass	Engineered Quartz	Solid Surface
HCBO1801Q-4248	42	48	48	5,720	+0	+1,800	+175	+3,100	+1,600	+6,425	+2,700

Collar Options		Column Options				Base Options	
Powder Coat	Polished Chrome	Ash Veneer	Walnut Veneer	Powder Coat	Polished Chrome	Powder Coat	Polished Chrome
+0	+425	+0	+100	+350	+475	+0	+550



Note: Power must be ordered separately.
(see page 6 for power options.)

PLEASE SPECIFY THE FOLLOWING TO ORDER:

MODEL NUMBER	TOP MATERIALS FINISH	METAL FINISH: COLLAR	POWER/DATA CAPABILITY:
	<p>Options for wood finishes: AH = Ash Veneer SAH = Solid Ash</p> <p>Options for wood finishes: NT = Walnut Veneer SNT = Solid Walnut</p> <p>Options for wood finishes: NT = Walnut Veneer SNT = Solid Walnut</p> <p>Finish options for glass: G = Glass</p> <p>Options for engineered stone quartz: EQ = Engineered Quartz</p> <p>Options for solid surfaces S = Solid Surface:</p> <p>Options for metal: BL = Black Powder Coat WI = White Powder Coat LG = Light Grey Powder Coat POL = Polished Chrome</p> <p>Options for metal finish: BL = Black Powder Coat WI = White Powder Coat LG = Light Grey Powder Coat POL = Polished Chrome</p> <p>Options for metal finish: BL = Black Powder Coat WI = White Powder Coat LG = Light Grey Powder Coat POL = Polished Chrome</p>	<p>METAL FINISH: COLLAR</p> <p>Options for metal: BL = Black Powder Coat WI = White Powder Coat LG = Light Grey Powder Coat POL = Polished Chrome</p> <p>COLUMN FINISH:</p> <p>Options for wood finish: <i>See finishes listed at left for Ash (AH), and Walnut (NT) veneer finishes.</i> AH = Ash Veneer NT = Walnut Veneer</p> <p>Options for metal finish: BL = Black Powder Coat WI = White Powder Coat LG = Light Grey Powder Coat POL = Polished Chrome</p> <p>METAL FINISH: BASE</p> <p>Options for metal finish: BL = Black Powder Coat WI = White Powder Coat LG = Light Grey Powder Coat POL = Polished Chrome</p>	<p>POWER/DATA CAPABILITY:</p> <p>PC = With Power Cutout PN = No Power Cutout</p>

Example Order String: HCB01801Q-4248.AH400.BL.AH400.BL.PN



MODEL NUMBER	WEIGHT	CUBES	PAGE
HCB01801R-2630	50 LBS.	40.3	8
HCB01801R-2636	55 LBS.	52.1	9
HCB01801R-2642	60 LBS.	65.3	10
HCB01801R-2648	65 LBS.	80.1	11
HCB01801R-2654	70 LBS.	96.3	12
HCB01801R-2660	75 LBS.	114.1	13
HCB01801Q-2630	50 LBS.	40.3	14
HCB01801Q-2636	55 LBS.	52.1	15
HCB01801Q-2642	60 LBS.	65.3	16
HCB01801Q-2648	65 LBS.	80.1	17
HCB01801Q-2654	70 LBS.	96.3	18
HCB01801Q-2660	75 LBS.	114.1	19
HCB01801R-3030	55 LBS.	44.8	20
HCB01801R-3036	60 LBS.	57.8	21
HCB01801R-3042	65 LBS.	72.6	22
HCB01801R-3048	70 LBS.	89.0	23
HCB01801R-3054	75 LBS.	107.0	24
HCB01801R-3060	80 LBS.	126.7	25
HCB01801Q-3030	55 LBS.	44.8	26
HCB01801Q-3036	60 LBS.	57.8	27
HCB01801Q-3042	65 LBS.	72.6	28
HCB01801Q-3048	70 LBS.	89.0	29
HCB01801Q-3054	75 LBS.	107.0	30
HCB01801Q-3060	80 LBS.	126.7	31
HCB01801R-4230	60 LBS.	58.2	32
HCB01801R-4236	65 LBS.	75.2	33
HCB01801R-4242	70 LBS.	94.3	34
HCB01801R-4248	75 LBS.	115.6	35
HCB01801Q-4230	60 LBS.	58.2	36
HCB01801Q-4236	65 LBS.	75.2	37
HCB01801Q-4242	70 LBS.	94.3	38
HCB01801Q-4248	75 LBS.	115.6	39