



RAV4



ALL SUV ALL HYBRID NO HALF MEASURES

Refined and individual, the RAV4 fuses true SUV character with style and technology. A unique combination of high torque and low emissions makes the RAV4 perfectly suited to both country roads and city streets.

THERE’S DESIGN AND THEN THERE’S STYLE

A POWERFUL DESIGN STATEMENT WITH TRUE SUV CHARACTER.

The RAV4 is an SUV that was built to be driven – and designed for those who choose to stand out. Pairing the robust looks of a fully fledged SUV with sharp, dynamic styling which displays a sleek, urban edge. Powerful with a real road presence, the strong body draws the eye from the elegant front LED headlights, along the bold profile silhouette and through to the unique LED tail lights – producing a look that is individual and refined. The rugged SUV stance proves it looks and acts the part, while being completely at home in the city.



Model year 24 Excel shown.

THERE’S CONTROL AND THEN THERE’S CONFIDENCE

THE RAV4 DRIVES LIKE NO OTHER SUV BECAUSE IT’S BUILT LIKE
NO OTHER SUV.

The RAV4 represents an uncompromising balance of space, ride comfort, power and all-road capability. The innovative TNGA* platform has enabled Toyota’s engineers to reduce the car’s weight, lower its centre of gravity and increase both chassis rigidity and driver visibility. Together, these changes make the RAV4 easier to handle and seriously fun to drive. The platform has also given the designers more freedom to create a stylish car, with more room throughout for both passengers and luggage.

The result is a supremely capable SUV in which you can go anywhere in safety and style – and one you will just love to drive.

* Toyota New Global Architecture.



Model year 24 Excel shown.



THERE'S HYBRID AND THEN THERE'S TOYOTA HYBRID

THE HYBRID SUV DESIGNED FOR EVERY ROAD AND EVERY CITY.

The RAV4's powerful 2.5-litre Petrol Hybrid powertrain delivers outstanding performance without compromise. It gives you confidence in every driving situation, from the motorway to the city and challenging road conditions. Thanks to its self-charging hybrid powertrain, you'll also enjoy exceptional range – giving you the benefits of electric power, such as a quiet drive and greater efficiency, without inconvenience.

With the RAV4, you can glide through the city, embrace the open road and leave compromise behind.

Model year 24 GR SPORT grade shown..



PETROL HYBRID FWD
2.5 PETROL HYBRID
(218 HP)
Power 218 DIN hp

PETROL HYBRID AWD-i
2.5 PETROL HYBRID
(222 HP)
Power 222 DIN hp

DRIVE MODE SELECTOR
The AWD-i system will keep you moving and in control in challenging road conditions, whilst the Trail Switch is available when more traction is required.



Model year 24 GR SPORT grade shown.

THERE'S POTENTIAL AND THEN THERE'S POWER

A BLEND OF PERFORMANCE AND EFFICIENCY.

The RAV4 reasserts its position at the forefront of the SUV market with the groundbreaking 2.5-litre Petrol Hybrid powertrain. Available with the intelligent all-wheel drive (AWD-i) system, the RAV4 delivers an impressive performance both on- and off-road. With the ability to adapt to changing driving conditions automatically, you'll have all the traction you need, whenever you need it in adverse road conditions.

THERE’S SAFETY AND THEN THERE’S PEACE OF MIND

INTELLIGENCE THAT IMPROVES SAFETY FOR EVERYONE – INSIDE AND OUTSIDE THE CAR.

The RAV4 includes a wide range of advanced safety features to help you drive with more confidence. Toyota Safety Sense has been enhanced with even more intelligent features, which means the car can now do even more to help you. It includes assistive functions such as Pre-Collision Detection that can see cyclists as well as other vehicles, Night-time Pedestrian Detection, Full-range Adaptive Cruise Control and Lane Trace Assist. Rest assured, however, that you’ll always be in control.

Toyota Safety Sense is standard across every RAV4 model. Because your safety is essential – never just an option.



PRE-COLLISION SYSTEM WITH CYCLIST DETECTION



PRE-COLLISION SYSTEM WITH DAY AND NIGHT-TIME PEDESTRIAN DETECTION



FULL-RANGE ADAPTIVE CRUISE CONTROL



INTELLIGENT ADAPTIVE CRUISE CONTROL



LANE TRACE ASSIST



AVAS (ACOUSTIC VEHICLE APPROACH SYSTEM)

ALL ACTIVE SAFETY TECHNOLOGIES are intended to be back-up systems only and are not a substitute for safe and attentive driving. The functionality of these systems may be impacted by driving conditions. Further information is available from your local Toyota Centre.



Image shown is not UK specification.



Model year 24 Excel AWD-i shown.

THERE'S DISTINCT AND THEN THERE'S REFINED

A SUPERIOR CABIN, FINISHED WITH A REMARKABLE SENSORY QUALITY.

The RAV4's interior is built around a wide centre console and contemporary new instrument panel. Simplicity meets high technology in seamless style, as the robust exterior design is met with the thoughtful arrangement of the interior.

Innovative features work with the cabin's clean lines in an environment of true refinement, focusing around the Toyota Smart Connect 10.5" multimedia touch screen. RAV4 is designed to deliver a sensory experience – and to enhance your every journey.

THERE’S SUFFICIENT AND THEN THERE’S SUBSTANTIAL

A TRULY COMFORTABLE RIDE FOR DRIVERS AND PASSENGERS ALIKE.

The RAV4 combines great visibility and a high driving position with the comfort of a truly impressive and spacious interior, offering a relaxing and practical environment. With comfort and versatility in mind, the cabin offers a number of seating variations and plenty of storage. Folding rear seats also allow you to create even more space when required.

* Grade specific.

ILLUMINATE THE CABIN*
An electrically operated, panoramic glass roof floods the car with light, making the most of the welcoming interior space.



Model year 24 Excel with optional Toyota Skyview® panoramic roof.



Model year 24 Excel FWD shown.

THERE’S CLEVER AND THEN THERE’S CONNECTED

TECHNOLOGY DESIGNED AROUND YOUR NEEDS.

MyToyota is a set of connected services for your car, designed to make your life easier. Offering a suite of services, the MyToyota App allows you to link up and stay in contact with your Toyota.

MyToyota connected services provide you with real-time updates, such as speed camera warnings, journey planning and online service booking.

In addition, you also have access to Hybrid Coaching which helps you optimise your EV driving and improve fuel efficiency, ensuring you can get the most from your hybrid.

<https://www.toyota.co.uk/owners/connectivity/my-toyota-app>

DRIVING DATA

Record and review all your driving data, including your average speed.

FIND MY CAR

Find My Car tells you exactly where your car is – so you will always know where you parked.

SEND TO CAR

Plan a journey from the comfort of your home – or anywhere. With MyToyota, you can send your destinations directly to your car’s navigation system.

HYBRID COACHING

The Hybrid Coaching feature provides analytics on your driving style, together with useful feedback that can help increase your EV driving ratio and improve fuel efficiency, so you can get the most from your Hybrid.

LAST MILE GUIDANCE

This service transfers data from the satnav system to your phone, for journeys that need to be completed on foot.

SERVICE REMINDERS

With advance maintenance reminders based on your car’s actual mileage, you’ll never miss a service again.

REAL-TIME NAVIGATION*

Get more information from your satnav, like speed camera alerts, fuel information, parking locations and more, so you’re always in control.

* Only available with Toyota Smart Connect+ with navigation system.



DESIGN GRADE

THERE'S USEFUL AND THEN
THERE'S ESSENTIAL

It's the modern SUV that has all the essentials,
alongside styling to set you apart.



Model shown is Design FWD.

- MAIN FEATURES**
Available in FWD & AWD-i
- 18" dark silver alloy wheels (5-spoke)
 - Toyota Safety Sense includes Pre-Collision System enhanced with emergency steering assist and intersection support system with cyclist detection, day & night-time pedestrian detection, Full-range Intelligent Adaptive Cruise Control and Lane Trace Assist
 - 10.5" HD Toyota Smart Connect with Android Auto™ and Apple CarPlay, Navigation, 4-year Over-the air updates, 6 speakers, DAB & Bluetooth® connectivity
 - 12.3" digital combimeter
 - Power tailgate
 - Smart Entry & Push-button start (with Motion Sensor Key)
 - Reversing camera
 - Front and rear parking sensors
 - Black roof rails
 - Dual-zone automatic air conditioning
 - LED fog lights & automatic headlights
 - Black fabric seats
 - Electronic parking brake
 - Heated, auto-retractable door mirrors
 - Rear privacy glass

- OPTIONAL FEATURES**
- Essential Protection Pack
 - Chrome Pack
 - Side steps

Apple CarPlay is a trademark of Apple Inc.


EXCEL GRADE

THERE'S EYE-CATCHING AND THEN
THERE'S OUTSTANDING

For drivers who like to make an impression,
the Excel grade represents an
uncompromising statement.



Model shown is Excel FWD.



- MAIN FEATURES
- Available in FWD & AWD-i
(additional to Design)
- 19" silver alloy wheels (5-double-spoke)
 - Leather interior, with heated front seats and power-sliding, height-adjustable driver seat with lumbar support and memory function
 - Ambient lighting in cup holder and centre console tray areas
 - Blind Spot Monitor (BSM)
 - Rear Cross Traffic Alert (RCTA)
 - 360° Panoramic View Monitor (PVM)
 - Puddle lights on door mirrors
 - LED dual-beam projector headlights
 - Heated steering wheel and windscreen wiper de-icer
 - Headlight cleaner
- OPTIONAL FEATURES
- Toyota Skyview® Panoramic Roof (comes with Tyre Repair Kit (TRK))
 - JBL® Premium Sound System with 9 speaker
 - Essential Protection Pack
 - Chrome Pack
 - Side steps

GR SPORT

Hit the road in refined style with the new GR SPORT. From machined-face black alloys to an imposing grille design, make a statement without compromise.



- MAIN FEATURES**
Available in AWD-i (additional to Design)
- 19" GR SPORT black alloy wheels with white deco lining (5-double-spoke)
 - Black bi-tone roof, rear spoiler, antenna and door mirrors
 - GR SPORT dark silver front under-run
 - GR SPORT badge on front grill, tailgate & steering wheel
 - GR SPORT upper front grille
 - GR SPORT suspension tuning
 - GR SPORT gunmetal coloured rear skid plate
 - GR SPORT foglamp surrounds
 - GR SPORT Alcantara® seats with memory function on driver's seat
 - Silver stitching on gear shift boot, front door trim, front armrest, front seats, steering wheel and on upper dashboard
 - Gunmetal deco elements on gearshift, boot surround, front air vents and steering wheel.
 - 360° Panoramic View Monitor (PVM)

- OPTIONAL FEATURES**
- Toyota Skyview® Panoramic Roof (comes with Tyre Repair Kit (TRK))
 - Side steps
 - Bi-tone paint

Model shown is GR SPORT FWD.

BODY COLOURS

The RAV4 offers a wide range of exterior colours from the simplicity of Pure White to Obsidian Blue, and with the GR SPORT grade, you can contrast the Galaxy Black roof with one of five body colours, to incredible effect.



RAV4 mono colour choices

040 Pure White	089 Platinum Pearl White*	1D6 Silver Blade*	1G3 Decuma Grey [§]	218 Galaxy Black [§]	3T3 Tokyo Red*	3U5 Scarlet Flare*	6X3 Urban Khaki	8X8 Obsidian Blue [§]
----------------	---------------------------	-------------------	------------------------------	-------------------------------	----------------	--------------------	-----------------	--------------------------------



RAV4 bi-tone colour choices

Galaxy Black [§] roof				
2PS Platinum White Pearl*	2QY Silver Blade [§]	2QZ Decuma Grey [§]	2RA Obsidian Blue [§]	25C Scarlet Flare*

* Premium paint.

[§] Metallic paint.

THERE’S STYLISH AND THEN THERE’S STUNNING

Choose from a line-up of stunning 17" to 19" alloy wheels – designed to complement your RAV4 perfectly.

1. 18" dark silver alloy wheels (5-double-spoke)
Standard on Design
2. 19" silver alloy wheels (5-double-spoke)
Standard on Excel
3. 19" GR SPORT black alloy wheels with white deco lining (5-double-spoke)
Standard on GR SPORT



OPTIONAL WHEELS

More RAV4 alloy wheel choices.

4. 18" glossy silver alloy wheels
Optional on Design
5. 18" glossy black alloy wheels)
Optional on Design
6. 18" glossy black machined-face alloy wheels
Optional on Design



THERE’S QUALITY AND THEN THERE’S TAILORED

A wide range of trim options include fabric, leather-style and genuine leather available in three colours. Whichever you choose, comfort and style come as standard.

1. Black fabric
Standard on Design
2. Black leather*
Optional on Excel
3. GR SPORT black sport seats, Alcantara® with silver stitching
Standard on GR SPORT
4. Grey leather*
Optional on Excel



* Seats and backs are 100% natural leather, other components are synthetic leather. No-cost option.

OPTIONAL

More RAV4 seat trim choices.

5. Saddle brown and black leather[§]
Optional on all grades
6. Grey and black leather[§]
Optional on all grades
7. Black Alcantara® and leather with saddle brown piping and stitching[§]
Optional on all grades
8. Black leather with grey piping and stitching
Optional on all grades

[§] Consists of natural leather and synthetic leather.



ACCESSORIES

Designed for your Toyota, our genuine accessories are fitted by trained Toyota professionals and are of the highest quality. Our accessory packs include only genuine Toyota accessories and are produced to meet your needs. Genuine Toyota accessories are available to purchase from any Toyota dealer or our official eBay store, for peace of mind a 12-month warranty is included.

CHROME PACK



Rear Lower Boot Garnish
The rear boot garnish adds a touch of style to the lower edge of your tailgate.



Chrome Side Sills
The chrome side sills add a subtle extra touch of style.

SIDE STEPS



Side Steps
The side steps enhance the rugged appeal of your car whilst also making it easier for you to access the vehicle roof and roof rack.

Images used are for illustrative purposes only.

ESSENTIAL PROTECTION PACK

Offering your car greater protection both inside and out, the Essential Protection Pack will help you keep your car in showroom condition.



Front & Rear Mud Flaps
The design minimises water, mud and stones spraying onto your car’s body.



Rear Bumper Protection Plate
With a tough, good-looking polished steel finish to protect bumper paintwork when loading or unloading the boot.




Boot Liner
Made of plastic with raised edges to be water- and mud-resistant.

Images used are for illustrative purposes only.

TOWING

Safety for you and your car is at the heart of the Toyota tow bar wiring harness. Individually designed for each Toyota model, the harness seamlessly integrates your car’s lights and signals with those on a towed trailer or rear bicycle holder.



Tow bar wiring harness

Features

- The harness has independent circuitry and a fused module to eliminate the risk of overloading your car’s existing electrical system.
- The fused module prevents a fault in the trailer’s circuitry affecting your car’s systems. For instance, your car’s indicators will continue working even if those on the trailer fail.
- Toyota specialists designed the cable route to safely avoid contact with moving parts, heat, irregular surfaces and metal edges.
- There are no loose or hanging cables that could catch on road obstacles or interfere when loading or unloading the boot.
- Strategic reinforced cable protection guards against accidental damage and the consequent risks of lighting failure or fire caused by electrical shorting.
- Available with a 7- or 13-pin socket.



Socket adapters

If you have an existing trailer or rear bicycle holder, or perhaps you want to hire a trailer when you travel in another country, you may find that the plug socket is different to that on your new car. Such a problem is easily resolved! A Toyota socket adapter enables you to safely and securely connect your car’s tow bar wiring harness to that of a trailer or bicycle holder even if the plugs don’t match. Toyota adapters are designed to provide a durable connection between different types of plug sockets. They are available in three versions:

- 7-pin (car) to 13-pin (trailer).
- 13-pin (car) to 7-pin (trailer).
- 13-pin (car) to 12N-12S double socket (trailer).

TOYOTA CENTRE FIT PACKS

ADVENTURE PACK



Cross Bars & Roof Box



Cross Bars & Bike Holder



Ski & Snowboard Holders

DOG PACK



Boot Liner



Dog Guard



Dog Guard Divider

Images used are for illustrative purposes only.

Thule Motion 800 – gloss black (also in gloss silver)



Thule Pacific 700 – silver grey



Ski boxes

For those big snow holidays
Thule ski boxes have been custom-designed to exactly the right length, shape and capacity for securely carrying all your winter sports accessories.

Thule Motion 800
Dimensions: 205 cm L x 84 cm W x 45 cm H
Internal volume: 460 litres
Maximum content weight: 75 kg*
Holds: 5–7 pairs of skis, 4–5 snowboards
Weight: 21 kg

Thule Pacific 700
Dimensions: 232 cm L x 70 cm W x 40 cm H
Internal volume: 420 litres
Maximum content weight: 50 kg*
Holds: 6 pairs of skis, 4 snowboards
Weight: 15 kg

- Features**
- Opens from both sides for easy loading and unloading.
 - High security multi-point central locking system.
 - Grip-friendly key cannot be removed until all the locking points are closed.
 - Fits the Toyota roof rack and Toyota crossbars on roof rails.
 - Internal straps for securing the box contents.
 - Made of colour-fast UV-resistant ABS plastic.

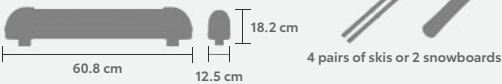
Large ski & snowboard holder



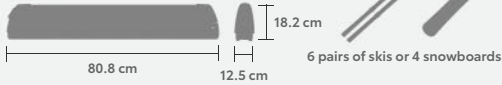
Ski & snowboard holders

Simply load and go
The holders install easily and lock securely so you can quickly load skis and snowboards whenever the inspiration takes you. They fit onto the Toyota roof rack and Toyota crossbars on roof rails.

Medium size holder



Large size holder



- Features**
- Weight: 3.2 kg medium, 4.2 kg large.
 - Skis secured between soft rubber for grip and to prevent damage.
 - Central locking system for maximum security.
 - Push release for easy opening with gloved hands.
 - Large holder slides to the car side for easy loading and unloading.

Thule Pacific 200 – silver grey



Luggage box

Just right for holidays
For jackets and dresses, shorts, shoes and playthings: a Thule luggage box is perfect to carry all you need for those big holidays and weekends away.

Thule Pacific 200
Dimensions: 175 cm L x 82 cm W x 45 cm H
Internal volume: 410 litres
Maximum content weight: 50 kg*
Weight: 14 kg

- Features**
- Opens from both sides for convenient loading and unloading.
 - High security multi-point central locking system.
 - Grip-friendly key cannot be removed until all the locking points are closed.
 - Fits the Toyota roof rack and Toyota crossbars on roof rails.
 - Internal straps for securing the box contents.
 - Made of colour-fast UV-resistant ABS plastic.

* Maximum content weight is based on the RAV4's maximum roof load capacity.

SPECIFICATIONS

ENVIRONMENTAL PERFORMANCE	2.5 Petrol Hybrid Automatic FWD	2.5 Petrol Hybrid Automatic AWD-i
Fuel economy – combined max WLTP (mpg)	48.7-49.56	47.9–48.7
Fuel grade – recommended	95 or more (octane)	95 or more (octane)
Fuel tank capacity (l)	55	55
CO ₂ (WLTP) combined (g/km)	126-130	131-132
Euro class	EURO 6 AP	EURO 6 AP
Carbon Monoxide, CO (mg/km)	176.4	189.2
Hydrocarbons, THC (mg/km)	25.0	17.3
Hydrocarbons, NMHC (mg/km)	9.9	10.2
Nitrogen Oxides, NOx (mg/km)	2.2-4.4	1.7-2.4
Sound Level Drive by (dB(A))	70	69

Quoted mpg and CO₂: Figures are provided for comparability purposes; only compare fuel consumption and CO₂ figures with other cars tested to the same technical procedures. These figures may not reflect real-life driving results.

All vehicles are certified according to the World Harmonised Light Vehicle Test Procedure (WLTP). CO₂ figures (and hence car tax and recommended ‘on the road’ prices) may differ from information printed before 1 April 2020, due to a change in the official method of calculation. This date may change, please visit www.vehicle-certification-agency.gov.uk/fcb/wltp.asp for the latest information.

Please contact your local Toyota Centre for further information.

ENGINE	2.5 Petrol Hybrid Automatic FWD	2.5 Petrol Hybrid Automatic AWD-i
Engine code	A25A-FXS	A25A-FXS
Number of cylinders	4, in line	4, in line
Valve mechanism	16-valve DOHC, VVT-iE (intake), VVT-i (exhaust)	16-valve DOHC, VVT-iE (intake), VVT-i (exhaust)
Fuel injection system	Fuel injection	Fuel injection
Displacement (cc)	2487	2487
Bore x stroke (mm x mm)	87.5 x 103.48	87.5 x 103.48
Compression ratio	14.0:1	14.0:1
Total Hybrid System Output (kW@rpm)	160 @ 5,700	163 @ 5,700
Total Hybrid System Output (DIN hp)	218 @ 5,200	222 @ 5,200

ENGINE	2.5 Petrol Hybrid Automatic FWD	2.5 Petrol Hybrid Automatic AWD-i
Electric front motor: type	Permanent magnet synchronous motor	Permanent magnet synchronous motor
Hybrid vehicle battery: type	Lithium-ion	Lithium-ion
Hybrid vehicle battery: number of modules	34	34
Hybrid vehicle battery: capacity Ah (hr)	6.5	6.5

TRANSMISSION	2.5 Petrol Hybrid Automatic FWD	2.5 Petrol Hybrid Automatic AWD-i
Transmission type	Automatic	Automatic

PERFORMANCE	2.5 Petrol Hybrid Automatic FWD	2.5 Petrol Hybrid Automatic AWD-i
Maximum speed (mph)	111	111
Acceleration 0–62 mph (secs)	8.4	8.1
Drag coefficient	0.32	0.32

SUSPENSION	
Front	MacPherson strut
Rear	Double wishbone

BRAKES	
Front	Ventilated disc, 2-cylinder
Rear	Ventilated disc, 1-cylinder

STEERING	
Turning radius – tyre (m)	5.5 / 5.7*
Turning Radius Body (m)	5.9 / 6.1*

* Grades with 19" wheels.

SPECIFICATIONS

WEIGHTS & TOWING CAPACITY	Sports Utility Vehicle
Gross vehicle weight – total (kg)	2130* / 2215
Towing capacity with brakes (kg)	800* / 1650
Towing capacity without brakes (kg)	750

* FWD.

INTERIOR DIMENSIONS & LOAD VOLUME	Sports Utility Vehicle
Number of seats	5
Luggage capacity, laden to roof (l)	733
Luggage capacity, rear seats down, laden to roof (l)	1690
Luggage capacity, 5-seat mode, laden to parcel shelf (l)	580
Luggage capacity, 2-seat mode, laden to parcel shelf (l)	1189
Interior length (mm)	1890
Interior width (mm)	1515
Interior height (mm)	1210* / 1230
Boot capacity, length (mm)	1014
Boot capacity, max width (mm)	1499

* With panoramic roof.

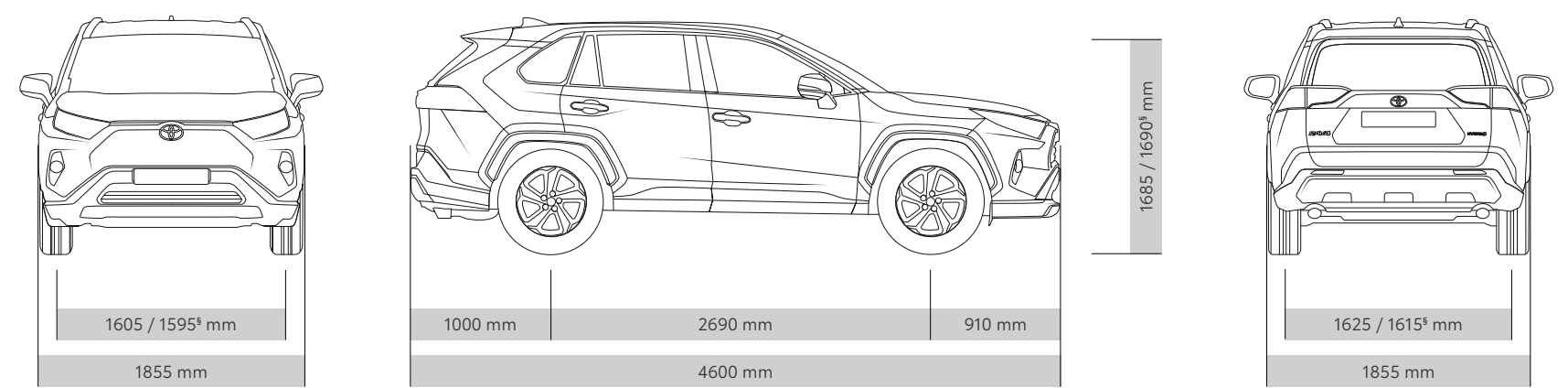
EXTERIOR DIMENSIONS	Sports Utility Vehicle
Exterior length (mm)	4600
Exterior width (mm)	1855 [§]
Exterior height (mm)	1685 / 1690
Front tread (mm)	1605 / 1595 [§]
Rear tread (mm)	1625 / 1615 [§]
Front overhang (mm)	910
Rear overhang (mm)	1000
Wheelbase (mm)	2690

[§] Grades with 19" wheels.

OFF ROAD	
Min. running ground clearance (mm)	190
Departure angle (°)	20
Ramp break-over angle (°)	15.5
Limit angle of vehicle turnover (°)	52
Climbing angle (°)	18
Wading depth (mm)	500

ALLOY WHEELS	Design	Excel	GR SPORT
Spare Wheel	●	●	●
Tyre Repair Kit (TRK)	–	○*	○*
18" dark silver alloy wheels (5-double-spoke)	●	–	–
19" GR SPORT black alloy wheels with white deco lining (5-double-spoke)	–	–	●
19" silver alloy wheels (5-double-spoke)	–	●	–

* Please note when the optional Toyota Skyview® Panoramic Roof is taken on Excel & GR SPORT grades, the spare wheel is replaced with a Tyre Repair Kit (TRK).



● = Standard ○ = Optional – = Not available [§] Grades with 19" wheels.

EQUIPMENT

EXTERIOR COMFORT	Design	Excel	GR SPORT
Auto wipers	●	●	●
Power back door	●	●	●
Boot door release with Push-button	●	●	●
Power-adjustable door mirrors	●	●	●
Electric heated door mirrors	●	●	●
Puddle lights	—	●	●
Auto-retractable door mirrors	●	●	●
Auto headlights	●	●	●
Follow-me-home headlights	●	●	●
Remote door lock	●	●	●
Toyota Skyview® Panoramic roof	—	○*	○*
Smart Entry & Push-button start	●	●	●

* Included as part of the optional Toyota Skyview® Panoramic roof.

EXTERIOR STYLING	Design	Excel	GR SPORT
Black shark-fin antenna*	—	—	○
Body-coloured shark-fin antenna	●	●	●
Black front and rear bumpers	●	●	—
Gloss Black front and rear bumpers	—	—	●
Dark silver front spoiler & gunmetal-coloured rear skid plate	—	—	●
Silver front under-run	●	●	—
Silver rear under-run	●	●	—
Body-coloured door mirrors	●	●	—
Gloss Black door mirrors	—	—	●
Body-coloured door handles	●	●	●
Gloss Black upper front grill	—	—	—
Dark grey painted upper front grille	●	●	—
GR SPORT design grille	—	—	●

* As part of the bi-tone paint option.

EXTERIOR STYLING	Design	Excel	GR SPORT
LED Front and rear light guide	●	●	●
Body-coloured rear spoiler	●	●	●
Gloss Black rear spoiler	—	—	○*
Gloss Black roof	—	—	○*
Gloss Black wheel arch moulding	—	—	●
Privacy Glass	●	●	●

* As part of the bi-tone paint option.

INTERIOR COMFORT	Design	Excel	GR SPORT
12v power outlet - Boot	●	●	●
12v power outlet - Front	●	●	●
Dual-zone automatic air conditioning	●	●	●
Assist grips - Front and rear	●	●	●
LED Boot light	●	●	●
LED Centre room light	●	●	●
Child safety door lock	●	●	●
Clean air filter	●	●	●
Speed-detecting automatic door lock	●	●	●
Central armrest	●	●	●
Heated driver & front passenger seats	—	●	●
Manually height-adjustable driver seat	●	—	—
Power-height-adjustable driver seat	—	●	●
Height-adjustable front passenger seat	—	●	●
Power-adjustable lumbar support on driver seat	—	●	●
Memory function on driver seat	—	●	●
Manually reclining driver seat	●	—	—
Power-reclining driver seat	—	●	●

● = Standard ○ = Optional — = Not available

EQUIPMENT

INTERIOR COMFORT	Design	Excel	GR SPORT
Manually reclining front passenger seat	●	—	—
Power-reclining front passenger seat	—	●	●
Manually sliding driver seat	●	—	—
Power-sliding driver seat	—	●	●
Manually sliding front passenger seat	●	—	—
Power-sliding passenger seat	—	●	●
Automatic High Beam (AHB) on/off switch	●	●	●
Illuminated entry system	●	●	●
ECO-driving Indicator	●	●	●
Electrochromatic auto-dimming rear view mirror	●	●	●
Front footwell lights	●	●	●
Driver & front passenger personal LED lights	●	●	●
12.3" multi-information screen	●	●	●
Dynamic guide lines on Reversing Camera	●	●	●
Power door lock	●	●	●
Rear passenger air vents	●	●	●
60:40 split-folding rear seats	●	●	●
Reclining rear seats	●	●	●
Electric Power Steering (EPS)	●	●	●
Heated steering wheel	—	●	●
Manual telescopic steering wheel	●	●	●
Manual tilt steering wheel	●	●	●
Adjustable Speed Limiter (ASL) switch on steering wheel	●	●	●
Audio switches on steering wheel	●	●	●
Adaptive Cruise Control (ACC) switch on steering wheel	●	●	●

INTERIOR COMFORT	Design	Excel	GR SPORT
Lane Departure Alert (LDA) switch on steering wheel	●	●	●
Multimedia switches on steering wheel	●	●	●
Telephone switches on steering wheel	●	●	●
Voice recognition switch on steering wheel	●	●	●
Light on driver and passenger sun visor	●	●	●
Mirror on driver and passenger sun visor	●	●	●
Washer fluid level warning	—	●	—
Auto up & down function on power windows	●	●	●
Front and rear power windows	●	●	●
Rear window defogger	●	●	●
Rear window wiper	●	●	●
Front wiper de-icer	—	●	—

INTERIOR STYLING	Design	Excel	GR SPORT
Electronic parking brake	●	●	●
Gloss Black centre console	●	●	●
White ambient lighting on front cup holders	—	●	●
White ambient lighting on open tray	—	●	●
Black upper dashboard	●	●	●
Satin chrome interior door handles	●	●	●
Leather gearshift	●	●	●
Rear armrest	●	●	●
Black roof lining	—	—	●
Grey roof lining	●	●	—
3-spoke Leather steering wheel	●	●	●

● = Standard ○ = Optional — = Not available

EQUIPMENT

MULTIMEDIA	Design	Excel	GR SPORT
Digital Audio Broadcast (DAB)+	●	●	●
Bluetooth® Connectivity	●	●	●
MyToyota Connected Services	●	●	●
6 speakers	●	●	●
Smartphone integration incl Apple CarPlay & Android Auto™	●	●	●
Wireless smartphone integration incl Apple CarPlay	●	●	●
USB connector	●	●	●
10.5" HD Toyota Smart Connect+ with embedded Navigation	●	●	●
Voice recognition	●	●	●

PERFORMANCE	Design	Excel	GR SPORT
Dual exhaust pipes	●	●	●

PROTECTION	Design	Excel	GR SPORT
Gloss Black protection moulding on side doors	—	—	●
Floor mats	●	●	●

SAFETY	Design	Excel	GR SPORT
Front passenger airbag detector	●	●	●
Supplemental Restraint System (SRS) airbags - 7 airbags	●	●	●
Passenger airbag on/off-switch	●	●	●
Glass-breaking alarm sensors	●	●	●
Immobiliser	●	●	●
Intrusion Alarm	●	●	●
Motion sensor alarm	●	●	●

SAFETY	Design	Excel	GR SPORT
Tilt detection sensors	●	●	●
Blind Spot Monitor (BSM)	—	●	●
Anti-lock Braking System (ABS) with Electronic Brake force Distribution (EBD)	●	●	●
Brake Assist (BA)	●	●	●
Emergency Brake-light Signal (EBS)	●	●	●
LED High mounted stop light	●	●	●
LED Rear brake lights	●	●	●
Full-range Adaptive Cruise Control	●	●	●
Indicators integrated on door mirrors	●	●	●
Driver Attention Alert	●	●	●
eCall emergency call system	●	●	●
Automatic High Beam (AHB)	●	●	●
Headlight cleaners	—	●	—
LED Daytime running lights	●	●	●
LED Front fog lights	●	●	●
LED Dual-beam Projector headlights	—	●	●
LED Multi-reflector headlights	●	—	—
Automatic headlight levelling	●	●	●
Driver & front passenger Whiplash Injury Lessening (WIL) seats	●	●	●
Lane Departure Alert (LDA) with Steering Control	●	●	●
Lane Trace Assist (LTA)	●	●	●
LED Rear combination lights	●	●	●
360° Panoramic View Monitor (PVM)	—	●	●
Front parking sensors	●	●	●
Rear parking sensors	●	●	●

● = Standard ○ = Optional — = Not available

EQUIPMENT

SAFETY	Design	Excel	GR SPORT
Reversing Camera	●	●	●
Pre-Collision with Cyclist Detection, Day & Night-time Pedestrian Detection	●	●	●
Rear Cross Traffic Alert (RCTA)	—	●	●
ISOFIX child restraint system	●	●	●
Road Sign Assist (RSA)	●	●	●
Front and rear seat belt reminder	●	●	●
Adjustable Driver and front passenger seat belt extender	●	●	●
Pre-tensioners and force limiters	●	●	●
Adjustable Speed Limiter (ASL)	●	●	●
Memory on speed limiter	●	●	●
Hill-start Assist Control (HAC)	●	●	●
Trailer Sway Control (TSC)	●	●	●
LED Indicators	—	●	●
Tyre Pressure Warning System (TPWS)	●	●	●
Vehicle Stability Control (VSC)	●	●	●

TRANSPORT	Design	Excel	GR SPORT
Dual-sided boot floor (carpet & plastic)	●	●	●
Retractable tonneau cover	●	●	●
Front and rear bottle holders	●	●	●
1.5 litre bottle holder	●	●	●

TRANSPORT	Design	Excel	GR SPORT
Coat hooks – 2 rear	●	●	●
Front and rear cup holders	●	●	●
Open tray on passenger dashboard	●	●	●
Lockable glovebox	●	●	●
Rear console box	●	●	●
Gloss Black roof rails	●	●	●
Passenger-only seatback pocket	●	●	●
Sunglasses holder	●	●	●

OPTIONS	Design	Excel	GR SPORT
Toyota Skyview® Panoramic Roof*	—	○*	○*
Essential Protection Pack: boot liner, front and rear mud flaps & chrome bumper protection plate	○	○	—
Protection+ Pack: boot liner, front and rear mud flaps, chrome bumper protection plate & rubber mats	○	○	—
Side steps: black side steps with chrome detail	○	○	—
18" alloys: glossy silver	○	—	—
18" alloys: glossy black & glossy black machined-face	○	—	—
Chrome Pack: chrome side sills & rear chrome garnish	○	○	—
Towing solutions: fixed 7-pin & 13-pin	○	○	—
Towing solutions: detachable 7-pin & 13-pin	○	○	—

* Please note when the optional Toyota Skyview® Panoramic Roof is taken on Excel & GR SPORT grades, the spare wheel is replaced with a Tyre Repair Kit (TRK).

● = Standard ○ = Optional — = Not available

OWNING YOUR RAV4

Servicing your Toyota
Toyota Service Pricing means you will be sure to know the cost of your service up front. Expertly trained technicians using only genuine Toyota parts will carry out your service at one of over 200 Authorised Toyota Service Centres. The technicians will advise you on the correct service for your vehicle based on the vehicle's age, mileage and service history.

For more information visit toyota.co.uk/owners/servicing-and-aftercare/service-mot-maintenance

Service Plans
Inflation-proof pricing with a monthly or one-off payment plan means one less thing to worry about. With Toyota Service Plans the price you're quoted is guaranteed for the duration of your plan. The service, parts and labour are all paid for either in monthly instalments or as a one-off payment at the beginning of your plan.

For more information visit toyota.co.uk/owners/servicing-and-aftercare/service-mot-maintenance

Toyota Price Repairs
We offer transparent prices on a number of repair items for your Toyota giving you peace of mind when it comes to managing costs. Also don't forget we only use genuine Toyota parts, all of which come with at least 12 months' warranty (some even offer unlimited mileage warranties); and your vehicle will always be dealt with by a trained Toyota technician.

For more information visit toyota.co.uk/owners/parts-accessories/parts

MyToyota
Whether you're a long-term owner or have recently taken delivery of a new Toyota, there are lots of reasons to join **MyToyota**. Packed with time-saving and convenient features, **MyToyota** ensures everything you need to manage your vehicle ownership is in one place. You'll also gain access to **My Rewards** where you can enjoy great offers and discounts from big brands on everything from family days out to pampering as well as everyday deals.

For more information visit toyota.co.uk/mytoyota or download the **MyToyota** app now available on iTunes and Android.



Toyota Accessories
Toyota accessories are designed and manufactured with the same care, quality and attention to detail as Toyota vehicles. Tailor-made for your Toyota, they fit perfectly and add a personal touch of style, comfort and practicality. Also, because they've been tested under the most severe conditions, you can have complete confidence in their reliability and durability.

For more information visit toyota.co.uk/owners/parts-accessories

Toyota Roadside Assistance
When you buy a new Toyota you will automatically receive 12 months' AA Roadside Assistance in the UK and Europe, free of charge. After the first year, you can renew this cover by calling 0344 701 6201 or visiting Toyota.co.uk/owners/roadside-assistance/

Get up to 10 years/100,000 miles Toyota Warranty*
Every new Toyota comes with a 3 year manufacturer warranty followed by a 12 months / 10,000 miles additional warranty, with every qualifying service.

For full details, please ask your official Toyota Centre or visit toyota.co.uk/owners/toyota-warranty

Corrosion Cover

The 12-year unlimited mileage cover protects against rust perforation affecting sheet metal body panels as a result of a manufacturing fault. This warranty can also be transferred to any future owner throughout the 12-year period.

Rust and Paint Cover
The 3-year unlimited mileage cover protects against defects and surface rust as a result of a manufacturing fault.

Toyota Business Centre
Our Toyota Business Centre network promise you same-day access to a business manager or dedicated sales executive. With business offers and interactive wholelife cost modelling tools which consider emissions, fuel economy, servicing, insurance and residual value data, our advisers can accurately compare tax costs against any competitor. Whenever servicing is due, we can offer fixed-price servicing, free local vehicle collection and delivery (with wash and vac).

Special offers, fixed-price fleet servicing, specialist fleet insurance, business daily hire, Toyota Fleet Financial Services, extended test drives and a dedicated Business Centre Network are just some of the services business customers can expect from Toyota.

For more information visit toyota.co.uk/business-customers.

Toyota Motor Insurance
Toyota Motor Insurance is available for Toyota owners at competitive premiums. To obtain details of the benefits included and to arrange a quotation, please contact your local Toyota Centre or call 0800 350 500.

Flexible Finance from Toyota Financial Services
All our plans offer easy budgeting and peace of mind, and **AccessToyota** brings these benefits together in one flexible package.

Toyota Financial Services, Great Burgh, Burgh Heath, Epsom, Surrey, KT18 5UZ.

Finance subject to status to over 18s only. Indemnities may be required. Terms and conditions apply.

TFS is authorised and regulated by the Financial Conduct Authority.



* Terms & Conditions apply.



TOYOTA 2050 ENVIRONMENTAL CHALLENGE & LIFECYCLE POLICY

Announced in 2015, our global Environmental Challenge 2050 comprises of six challenges. They cover every aspect of our business, our exploration of new products and technologies, and our role as an enabler for individuals and communities to learn about and improve the natural world around them.

For more information regarding Toyota Environmental Challenge please visit: toyota.co.uk/world-of-toyota/environment/environmental-challenge-2050 or contact your local Toyota dealer.



CHALLENGE 1
NEW VEHICLE – ZERO CO₂ EMISSIONS

CHALLENGE 2
LIFE CYCLE – ZERO CO₂ EMISSIONS

By 2050, we want to reduce the CO₂ emissions from our vehicles by 90% compared to our 2010 levels. To achieve this, we will promote the development of new vehicles with low or zero carbon emissions, and do everything we can to increase the uptake of these vehicles.

We are working to create more environmentally friendly designs – and then analysing and refining them to ensure the lowest possible environmental impact throughout the vehicle's entire life cycle*.

CHALLENGE 3
PLANT – ZERO CO₂ EMISSIONS

CHALLENGE 4
MINIMISING AND OPTIMISING WATER USAGE

To reduce carbon emissions at our manufacturing plants, we are focusing on improving the technologies we use and switching to alternative power sources. We are committed to making our facilities more energy-efficient and adopting renewable energy sources such as solar and wind, as well as low-carbon power such as hydrogen energy.

To minimise water usage, we have started to collect rainwater at our manufacturing plants. We have also developed purification methods so that the water we do use can either be used again or returned safely into the local supply.

CHALLENGE 5
ESTABLISHING A RECYCLING-BASED SOCIETY AND SYSTEMS

CHALLENGE 6
ESTABLISHING A FUTURE SOCIETY IN HARMONY WITH NATURE

We've been working on the challenge of resource recycling for 40 years, with the result that 95% of every Toyota RAV4 is now reusable and recoverable. In addition, we offer new and innovative ways of returning your vehicle when it eventually reaches 'the end of the road'.

To preserve and enhance our co-existence with the natural world, we are organising reforestation and tree planting, green urban schemes and other environmental initiatives, both at our own sites and in the wider world. Our aim is to establish a society where people and nature coexist in harmony.



* Toyota's LCA methodology, which is applied to our passenger vehicles, was reviewed and approved by TÜV Rheinland and has been certified to comply with ISO14040/14044 standards.

INSPIRING THE WORLD TO MOVE

Over 85 years of innovation have brought us our greatest mission yet: giving the freedom of movement to humankind. That's why Toyota is the Worldwide Official Mobility Partner of the International Olympic Committee and the International Paralympic Committee and proud partner of Team GB and Paralympics GB.

Toyota is also the Official Mobility Partner of Special Olympics Great Britain. We proudly support inclusive sport and the charity's mission to create more sporting opportunities for people with intellectual disabilities across England, Scotland and Wales.

We are committed to making movement better for everyone, whether that be across a country, a city or across a room, because when you are free to move, anything is possible.

START YOUR
IMPOSSIBLE





RAV4. ALL SUV. ALL HYBRID. NO HALF MEASURES.

www.toyota.co.uk/new-cars/rav4

While every effort is made to reproduce accurate information, we reserve the right to change specifications, equipment and availability without prior notice. This brochure cannot be regarded as infallible (some of the vehicles shown may not be to exact UK specification), and as such does not constitute an offer for sale of any particular vehicle or specification. For the latest specification and availability, we ask that you contact your local Toyota Centre. Vehicle body colours may differ slightly from the printed images in this brochure.

Figures are provided for comparability purposes; only compare fuel consumption and CO₂ figures tested to the same technical procedures. These figures may not reflect real life driving results. All vehicles are certified according to the World Harmonised Light Vehicle Test Procedure (WLTP). Please visit the Vehicle Certification Agency website for the latest information. Choice of accessories fitted (pre-registration) may affect the official CO₂ figures, car tax and 'on the road' price. Please visit www.vehicle-certification-agency.gov.uk/fcb/wltp.asp for the latest information. Please contact your local Toyota Centre for further information.

The use of the term 'Toyota Accessories' should not be taken to imply that the products on the accessory pages are actually manufactured by the Toyota Motor Corporation or Toyota (GB) PLC. Toyota (GB) PLC is continually updating and changing specifications of accessories and reserves the right to do so at any time without prior notice.

© 2024 by Toyota Motor Europe NV/SA ('TME'). No part of this publication may in any way be reproduced without the prior written approval of Toyota (GB) PLC.



Toyota UK



@ToyotaUK

GBNGV-1120B-RV March 2024