

The Transporter 6.1 Brochure



Commercial
Vehicles

Volkswagen Commercial Vehicles' Van Centres.

Working with you.



You're more than a customer. To us, you're a partner. We know that when you choose Volkswagen Commercial Vehicles, you're looking for more. You want a van that looks after itself, while you take care of business. By being there, knowing how you work and what you need, we can support your plans year after year. This partnership lasts as long as your ownership, with a vehicle and a team that's with you for the journey.

Our dedicated network of Van Centres.

Over **60 Van Centres** and **30 Authorised Repairers** means you're only around 45 minutes on average from our door.

Everything for the job and the journey.

The right van.
We're commercial vehicle experts and finding the right van for your business is what makes us tick. We'll guide you through the range, take you on a test drive and cover all the options.

The right accessories.
From mudflaps to sat navs, plying to roof racks, we'll work with you to create the perfect van – keeping everything 100% Volkswagen to aid high residuals.

The right finance.
Every business is different, so we stay flexible, with a range of finance packages to choose from. Depending on your preference, we'll go through the options to find the one that suits you best.

The right support.
Nothing matters more than keeping you mobile, so our servicing options are built around you, including extended opening hours and mobile service vans. You'll also enjoy three-years' free 24/7 Roadside Assistance with your new van.

The right service.
We understand it's the little things that make the difference, so we set high standards. We'll call you when we say, keep you informed on delivery dates and support you long after purchase.

And there's more...
We offer a lot more than you might think. From **cost-effective van rental** or an **air conditioning recharge**, to a wide selection of premium and budget **replacement tyres**, if we're not able to help, we'll try and point you in the right direction!



For more information on accessories, finance, service, support and warranties, please refer to the Service and warranties section.

The original.

The award-winning Volkswagen Transporter has led the way for over 70 years, continually setting the benchmark in its class and selling over nearly twelve million units worldwide.

Impressive range of variants.

The Transporter 6.1 is available as a panel van or a kombi crew van, with Startline and Highline trim levels, and short and long wheelbase options, offering solutions for a vast range of tasks.

Proven quality.

As you'd expect, the Transporter 6.1 is durable, versatile and built to last, with a highly stable body, quality materials and time-honoured workmanship.

New on-board electronics.

Function control unit¹ for customer-specific equipment configurations and electromechanical power steering. The electromechanical power steering offers active and adaptive support in almost all driving situations and provides the basis for a wealth of innovative driver assistance systems.

State-of-the-art driver assistance systems.

Front Assist with City Emergency Braking System², Driver Alert, Brake Assist and Crosswind Assist² are fitted as standard. Optionally available are Park Assist including Side Protection^{1,2,3} and Trailer Assist^{1,2,4}. A rear-view camera¹ is also available as an option for the first time in conjunction with the rear wing doors.



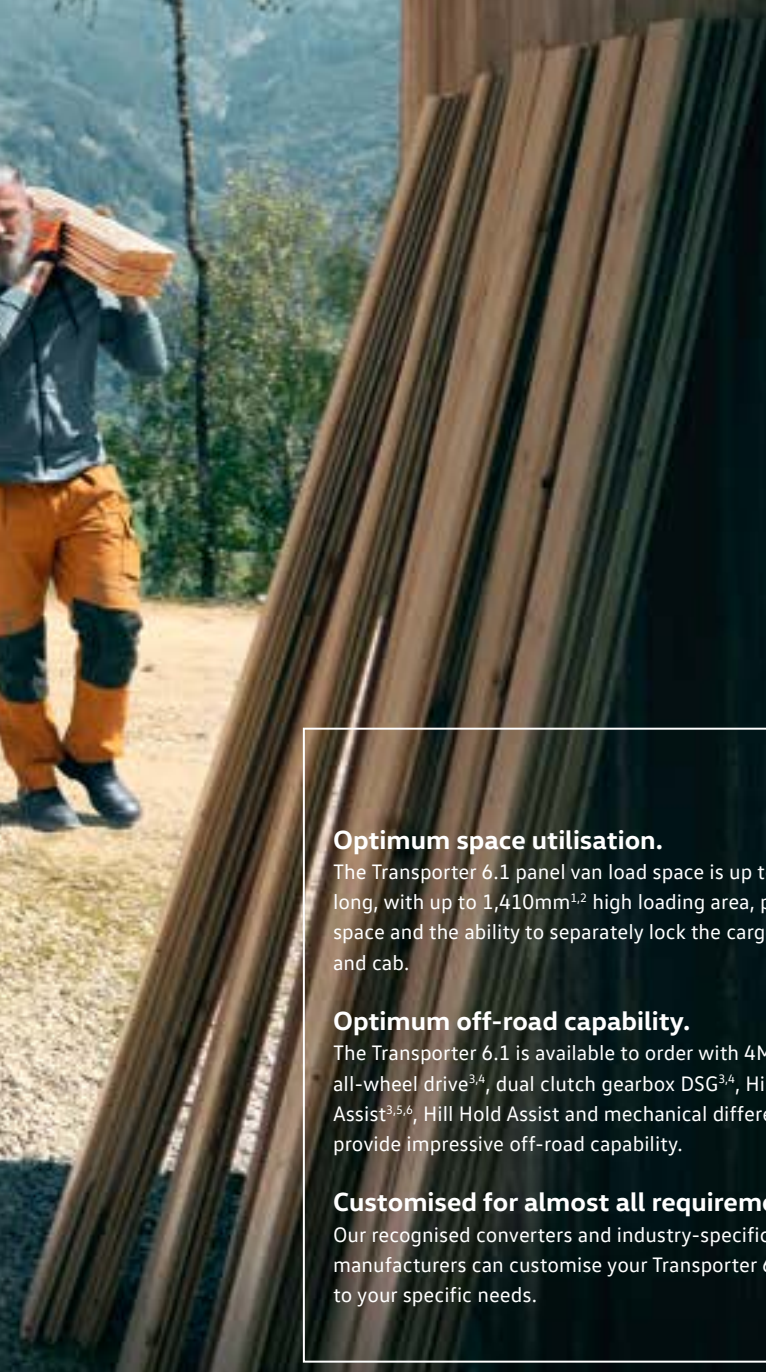
The icon, updated

The Transporter

6.1

1 Optional at extra cost. 2 Within the system's thresholds. 3 No direct detection of lateral obstacles by sensors. Obstacles are 'estimated' by the system when they are detected by the front/rear sensors as the vehicle passes. 4 Only in combination with a tailgate.

Image shown is for illustrative purposes only. Vehicles shown are not UK specification.



The Transporter 6.1 panel van load space is up to 2,975mm^{1,2} long, with up to 1,410mm^{1,2} high loading area, plenty of cab space and the ability to separately lock the cargo compartment and cab.

The Transporter 6.1 is available to order with 4MOTION all-wheel drive^{3,4}, dual clutch gearbox DSG^{3,4}, Hill Descent Assist^{3,5,6}, Hill Hold Assist and mechanical differential lock^{4,6} provide impressive off-road capability.

Our recognised converters and industry-specific conversion manufacturers can customise your Transporter 6.1 panel van to your specific needs.

1 Please note that these are approximate values and the dimensions may differ due to manufacturing tolerances. 2 On long wheelbase models. Measured at the floor height of the vehicle floor. 3 Optional at extra cost. 4 Not available for all engines. 5 Only available in conjunction with 4MOTION all-wheel drive. 6 Within the system's thresholds. Image shown is for illustrative purposes only. Vehicles shown are not UK specification.



A fully adjustable steering wheel, driver's seat with 4-way lumbar support, durable and robust new upholstery, newly designed dashboard and excellent all-round visibility transform the driving experience.

In addition to many other new standard features, all vehicles now have a radio system with integrated hands-free Bluetooth®, App-Connect and USB (type-C) interface along with LED interior lighting.

The latest radio and navigation systems¹ with up to 8 inch touch-screens, full online connectivity, thanks to an integrated eSIM card, driver assistance systems and wireless smartphone charging.

New cockpit: dash panel, door, side and seat trim panels are finished in stylish Dark Anthracite that doesn't show dirt.

- | | |
|-----------------------------------------------|----|
| Instrument cluster | 01 |
| Multi-function display Plus | 02 |
| Discover Media navigation system ¹ | 03 |
| Two-part stowage compartment | 04 |
| 12V socket | 05 |
| Lockable glovebox | 06 |
| Folding rule compartment | 07 |
| Open stowage area | 08 |
| Drink's holder | 09 |

1 Optional at extra cost.
Image shown is for illustrative purposes only. Vehicles shown are not UK specification.

Intelligent driver assistants give you peace of mind.

Driving the Transporter 6.1 offers high levels of safety and peace of mind, thanks to a host of standard and optional driver assistance systems. Whether you require assistance when parking, driving, changing lanes or towing a trailer, the latest assistants monitor the situation, taking preventative action in critical situations.



Park Assist.^{1,2}

Park Assist aids positioning into parking spaces. When reverse is engaged, the vehicle assumes control of the steering. All that's required of the driver is to operate the pedals, whilst keeping a good lookout.



Traffic Sign Recognition.^{1,2}

Detects road signs and informs the driver. Optionally available in combination with the Discover Media navigation system.



Trailer Assist.^{1,2,3}

Trailer Assist automatically manoeuvres the vehicle and trailer during parallel and reverse parking, only in combination with tow bar preparation or removable and lockable tow bar.



Hill Descent Assist.^{1,2,6}

Allows you to descend slopes in a safe, controlled way by regulating the engine speed and applying the brakes as necessary.



Adaptive Cruise Control (ACC).^{2,5}

Standard on Highline and optional on Startline. Adaptive Cruise Control uses a front radar to measure the distance (up to 120 metres) and speed relative to vehicles driving ahead. It automatically regulates the pre-set distance. ACC also includes the Front Assist with City Emergency Braking System. This detects critical distances, warns of hazardous situations and when necessary, a speed of up to 18mph triggers emergency braking.



Tyre pressure monitoring system.^{1,2}

Displays the current pressure for every tyre and warns of deviations from the set pressure.



Crosswind Assist.²

As part of the standard Electronic Stabilisation Programme (ESP), Crosswind Assist applies adaptive braking intervention when the vehicle encounters a strong crosswind.



Side protection.^{1,2,4}

As part of Park Assist, Side protection monitors the vehicle's sides and alerts you with visual and audible warnings if you're getting too close to other vehicles, pillars, walls or pedestrians.

1 Optional at extra cost. 2 Within the system's thresholds. 3 Only in combination with a tailgate. 4 No direct detection of lateral obstacles by sensors. Obstacles are 'estimated' by the system when they are detected by the front/rear sensors as the vehicle passes.

Working with you	Design	Assistance systems	Choose your van	Transporter 6.1 panel van and kombi van	Customised	4MOTION	Optional equipment	Business Pack	Paint & upholstery	Wheels	Infotainment & connectivity	Technical information	Price list	Finance options	Finance, insurance, servicing & warranties	Accessories
------------------	--------	--------------------	-----------------	-----------------------------------------	------------	---------	--------------------	---------------	--------------------	--------	-----------------------------	-----------------------	------------	-----------------	--------------------------------------------	-------------

So which model do you need?

Choose your van.

Your van.
You probably already have an idea about what you need from your ideal van and what you'll need to carry. Likewise, you're sure to have an idea about what's the heaviest, tallest, widest or longest load you'll need to get into your vehicle. If you're a Fleet Manager, then you'll probably need a variety of options and maybe more than one vehicle. Bearing these factors in mind, the information featured on these pages is designed to help as a quick guide to which vehicle may be the closest match to your own specific requirements.

Two trimlines.
There are two trimlines available, from the robust Startline to the luxurious Highline, each delivering its own distinct feel and offering solutions for a vast range of tasks.

Your choice.
And remember, that's not all. Every Transporter is available with a wide range of options and accessories – all designed to further help tailor your vehicle to your own particular needs. So which model do you need?

How to select your van:

1. Think about the **maximum length and height** of your load. This will help you choose the **correct wheelbase**. If you need to carry more than two passengers, you'll need to consider choosing a Transporter kombi crew van.
2. In the Technical information section you'll see **payload** ranges. Think about the heaviest load you need to carry. This will help you choose what's suitable (for instance a T30). *Please click here.*
3. From the two **trimlines** available, decide which one is right for you. *Please click here for Startline.* *Please click here for Highline.*
4. Take a look at the Price list information section to discover which **engines and options** are available for your chosen van. *Please click here.*

Short wheelbase normal roof.



Load length¹: 2,572mm
Load width: 1,700mm
Load height: 1,410mm

5.8m³
load area volume.

Long wheelbase normal roof.



Load length¹: 2,975mm
Load width: 1,700mm
Load height: 1,410mm

6.7m³
load area volume.

¹ Please note: load length is based on vehicles without a bulkhead. The bulkhead can be removed at no extra cost.

Please note: The Transporter 6.1 kombi crew van's load dimensions vary slightly from the Transporter 6.1 panel van figure shown. For further information about dimensions, please refer to the Technical information section.



Transporter 6.1 panel van.

It was the solution for transport bottlenecks over 70 years ago. Today, the Transporter 6.1 panel van offers greater performance than ever before. It combines an impressive load compartment height with modern support in road traffic through driver assistance systems.

Transporter 6.1 kombi crew van.

The vehicle combination for both passenger and goods transport known initially as a Transporter 6.1 kombi. The Transporter 6.1 kombi crew van has been part of the Transporter series for a long time now. Up to six people and a maximum of two Euro pallets can be transported at the same time.

Image shown is for illustrative purposes only. Vehicles shown are not UK specification.

Always gives its all.

Transporter 6.1 panel van

Full load. Heavy traffic. Many stops. The Transporter 6.1 panel van offers practical assistance for all these things. With its especially low loading sill, impressive load room height and its intelligently designed load securing options, it offers ideal working conditions. With the electromechanical power steering system, it now offers even more helpful driver assistance systems when on the road.

Highlights of the Transporter 6.1 panel van

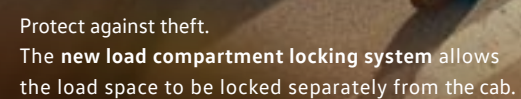
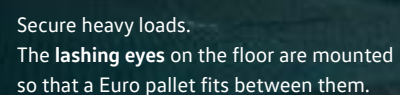
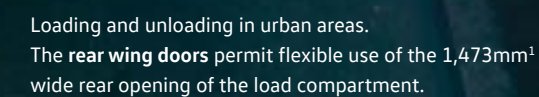
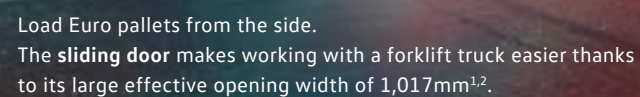
- Crosswind Assist¹
- Ergonomic workplace
- Maximum trailer weight up to 2.5T
- Payload up to 1.3T
- Space for up to three Euro pallets
- Two wheelbases
- Up to 1,940mm load compartment height²
- Up to 3.2T gross vehicle weight (GVW)
- Up to 6.7m³ load compartment volume



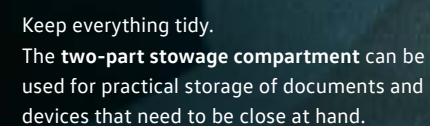
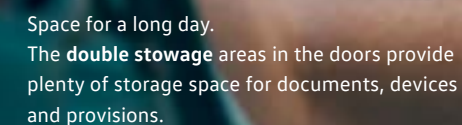
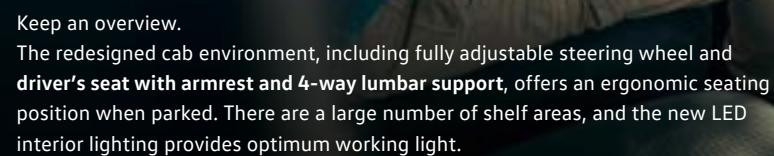
Reverse parking.
The new **Park Assist**^{1,2} helps when driving
into perpendicular and parallel parking spaces
by optimum steering movements.



1 Within the system's thresholds. 2 Optional at extra cost.
Images shown are for illustrative purposes only. Vehicles shown are not UK specification.



1 Please note that these are approximate values and the dimensions may differ due to manufacturing tolerances.
2 Only available with mechanically operated sliding doors.
Images shown are for illustrative purposes only. Vehicles shown are not UK specification.



Images shown are for illustrative purposes only. Vehicles shown are not UK specification.

Transporter 6.1 kombi crew van



All in one.



Changing tasks. Changing teams. Changing work materials. The Transporter 6.1 kombi crew van offers the necessary flexibility. With two single front seats and a removeable three-seater bench in the second row, it combines the functions of a panel van and kombi crew van. The Startline and Highline interior equipment options offer a choice of comfort levels.

Highlights of the Transporter 6.1 kombi crew van

- Five or six seats
- LED lights in the passenger compartment
- Registered as a commercial vehicle
- Sliding window in the sliding door
- Space for up to two Euro pallets behind bench¹
- Three-seater bench seat in second row
- Up to 1,967mm^{1,2} load compartment length
- Up to 4.4m³ load compartment volume¹

1 On long wheelbase models. 2 Measured at the floor height of the vehicle floor. Please note that these are approximate values and the dimensions may differ due to manufacturing tolerances. Images shown are for illustrative purposes only. Vehicles shown are not UK specification.

More customised.



Ideal prerequisites for individual conversions.

When it comes to conversions, the Transporter 6.1 offers a unique level of adaptability. This starts with the choice of two wheelbases. There are then four weight classes with a gross vehicle weight rating from 2.6T to 3.2T. What is more, an impressive interior height in the load compartment is common to all variants – ideal for installation of shelving.

Image shown is for illustrative purposes only. Vehicles shown are not UK specification.

Moving big things.

Towing and 4MOTION.



4MOTION all-wheel drive.^{1,2} The all-wheel drive automatically adapts the power transmission to the respective driving situation via an electronically controlled multiplate clutch on the rear axle. The low system weight provides optimum vehicle handling and increased driving dynamics.

Mechanical differential lock.^{1,3} As additional support for the 4MOTION all-wheel drive^{1,2}, a mechanical differential lock is available for the rear axle. This makes it easier to pull away in difficult off-road conditions and makes the Transporter 6.1 one of the most capable all-terrain vehicles in its class.

Maximum trailer weight up to 2.5T. Maximum trailer weights of up to 2.5T are possible in combination with the six and seven-speed gearboxes.

Tow bar.¹ Tow bar preparation is available, or if you require greater flexibility a removable option is also available.

Trailer stabilisation.^{1,4,5} Automatically intervenes if the trailer starts to swing, applying brakes where necessary to ensure the trailer is stabilised.

1 Optional at extra cost. 2 Not available for all engines. 3 Only available in conjunction with 4MOTION all-wheel drive. 4 Within the system's thresholds. 5 Only available in conjunction with a tow bar or with tow bar preparation. Images shown are for illustrative purposes only. Vehicles shown are not UK specification.

Exterior

02 Electrically adjustable, heated and folding exterior door mirrors. Fold automatically inward towards the vehicle when the vehicle is locked by means of the remote control key.

H7 twin halogen headlights (not shown).
Ensure optimum visibility at night thanks to long range and excellent lateral illumination.



Driver's workplace

Multi-function display Plus (not shown).
Displays current information, including the outside temperature, range, average speed and fuel consumption. | S | H |

Electromechanical power steering (not shown).
The speed-sensitive power steering improves
the driving feeling and safety. | S | H |

Additional 12V socket in the centre storage compartment (not shown). Supplies smartphones and other electrical devices with 12V DC. | S | H |



Standard **Optional at extra cost** | **S** | Transporter 6.1 Startline | **H** | Transporter 6.1 Highline

Images shown are for illustrative purposes only. Vehicles shown are not UK specification.

Options (continued)

Load compartment, passenger compartment
and load platform



01 Anti-slip, washable rubber floor. Increases safety through an anti-slip surface that extends over the loading sill and the step lighting. | **S | H** | kombi crew van. | **S | H** | panel van.

02 Reinforced lashing eyes (folding). Allows loads to be optimally secured on the floor with a high maximum tensile force of 470 daN. Not available for kombi crew van models.

03 Tow bar, removable, maximum trailer weight up to 2.5T, including trailer stabilisation.^{1,2} Can be fitted or removed quickly and easily. | S | H |



High side panel trim – hardboard (not shown). Full-height protection of the side panels from the floor to the roof frame.

| S | H | kombi crew van. | S | H | panel van.

Sliding door, right side (not shown). Speeds up loading and unloading and increases comfort for getting in and out of the vehicle. | S | H |

Electric power latching for sliding doors (not shown).
Makes it easier to close the sliding doors. | S | H |

Electric sliding doors (not shown). Also work reliably on uphill and downhill gradients and feature a roll-back function to prevent any injuries. Available on kombi crew van models only.



04 Universal floor (for fittings). The ideal preparation for subsequent installation of cabinet systems from various manufacturers³. Special adapters⁴ in the recesses in the floor covering permit flexible installation of cabinet systems at any time without gluing or drilling. Subsequent removal of the floor leaves only minimum traces. Optional on panel van models. | S | H |

1 The maximum trailer weight varies depending on the engine. 2 Within the system's thresholds. 3 The respective body builder is responsible for the correct and safe installation of the cabinet systems installed on the universal floor. 4 Not included with delivery.

Images shown are for illustrative purposes only. Vehicles shown are not UK specification.

Standard Optional at extra cost | **S** | Transporter 6.1 Startline | **H** | Transporter 6.1 Highline

Options (continued)

Load compartment, passenger compartment and load platform (continued)

- 01 High partition, closed.** Fully separates the load compartment from the cab. Standard on panel van models only. Not available for kombi crew van models. | S | H |

02 Partition, high with window. The window is made of safety glass. Optional on panel van models only. Not available for kombi crew van models. | S | H |

03 Tailgate without window. Allows convenient loading and unloading with a large opening height of maximum 2,200mm¹. | S | H |
- 04 Tailgate with window.** Improves visibility to the rear thanks to a particularly large window. | S | H | kombi crew van. | S | H | panel van (no cost option).

Electric tailgate.² Can be operated with the vehicle key for convenient and safe handling. Sensors detect whether the tailgate has sufficient space to open and the roll-back function stops the tailgate from closing if it encounters an obstacle. Not available on Startline panel van models. | S | H |



- 05 Rear wing doors.** Standard on panel van models only. | S | H | panel van.
- 06 Rear wing doors with window.** Extend the field of vision thanks to a narrow centre pillar in combination with extra wide windows. Only available on kombi crew van models. Not available for panel van models. | S | H |

1 Please note that these are approximate values and the dimensions may differ due to manufacturing tolerances.
2 Only in conjunction with central locking, heated rear window, rear windscreen wiper and Parking sensors, front and rear.
Images shown are for illustrative purposes only. Vehicles shown are not UK specification.

Standard Optional at extra cost | S | Transporter 6.1 Startline | H | Transporter 6.1 Highline

Air conditioning and glass

Air conditioning system in the cab with electronic control.
You can use the infinitely adjustable control to set your preferred comfortable temperature. | S | H |

Battery and alternator with increased capacity. The alternator power is increased to up to 250 A and the battery power to 92 Ah.

Sliding windows (in sliding doors). New handles make it even easier to open and close the side windows. Standard on kombi crew van models and not available on panel van models. | **S | H**

01 Privacy glass. Available for kombi crew van models, privacy glass filters out sunlight and makes it difficult for outsiders to observe who or what is in the rear, by means of tinted windows in the passenger compartment. | **S | H** |

A woman with long dark hair, wearing a white jumpsuit over a grey long-sleeved shirt, stands in the foreground. Behind her is a white van parked on a paved surface. In the background, there are green bushes and a building with a red roof. Two people in blue protective suits are visible in the distance.

Safety systems

02

Electronic Stabilisation Programme.¹ Designed to prevent the vehicle from swerving in critical driving conditions by controlled and targeted intervention in the brake and engine management. This helps to maximise directional stability. | S | H |

Anti-lock braking system. Designed to prevent wheels from locking up and assist manoeuvrability of the vehicle under heavy braking. | S | H |

Traction control system (ASR). Aids smooth starts and acceleration by reducing wheel-spin. | S | H |

Electronic differential lock (EDL). Allows smooth starts on slippery or loose road surfaces. If one wheel starts to spin, EDL is designed to brake the wheel as necessary, directing power to the wheel with greater traction. | S | H |

Remote central locking with interior operation and two remote folding keys. Pressing the remote control opens all the doors or only the driver's door. Offers you extra convenience and safety. | S | H |

Electric child safety lock. The sliding doors can be locked separately from the cockpit via buttons. Standard on kombi crew van models. Not available for panel van models.

Automatic Post-Collision Braking System.¹ Initiates braking after a collision, with the aim of preventing secondary collisions. | S | H |

1 Within the system's thresholds. Images shown are for illustrative purposes only. Vehicles shown are not UK specification.

Upgrade your new Transporter 6.1 with the discounted Business Pack.

Now you can drive away in an upgraded Volkswagen Transporter 6.1 for less.

The Startline panel van and kombi crew van Business Pack includes:

- Anti-theft alarm with interior monitoring in cab, backup horn and towing protection
- Climatic air conditioning system
- Rear parking sensors



Upgrade now for as little as **£1,120** +VAT.

Volkswagen Commercial Vehicles may change RRP's at any time (this includes where there are government changes in regulation and/or legislation). There may be a delay to any RRP displaying correctly on our materials. Always obtain prices from your chosen authorised Van Centre.
Image shown is for illustrative purposes only. Vehicle shown is not UK specification.

Working with you	Design	Assistance systems	Choose your van	Transporter 6.1 panel van and kombi van	Customised	4MOTION	Optional equipment	Business Pack	Paint & upholstery	Wheels	Infotainment & connectivity	Technical information	Price list	Finance options	Finance, insurance, servicing & warranties	Accessories
------------------	--------	--------------------	-----------------	-----------------------------------------	------------	---------	--------------------	---------------	--------------------	--------	-----------------------------	-----------------------	------------	-----------------	--------------------------------------------	-------------

Paint

Pearl effect paint finishes



Deep Black¹

¹ Optional at extra cost.
Images shown are for illustrative purposes only. Vehicles shown are not UK specification.

Please note: Not all paint combinations can be ordered together and in some instances certain combinations may incur extra cost. Not all paint finishes may be available for every trimline. Please check details and availability with your Volkswagen Van Centre at the time of ordering. Screen representations do not allow exact reproduction of paint colours.

Working with you	Design	Assistance systems	Choose your van	Transporter 6.1 panel van and kombi van	Customised	4MOTION	Optional equipment	Business Pack	Paint & upholstery	Wheels	Infotainment & connectivity	Technical information	Price list	Finance options	Finance, insurance, servicing & warranties	Accessories
									<div><div></div><div></div><div></div></div>							

Metallic paint finishes



Reflex Silver^{1,2}



Indium Grey¹



Starlight Blue¹



Ravenna Blue¹



Mojave Beige¹



Fortana Red¹

Solid paint finishes



Candy White



Ascot Grey



Cherry Red²



Bright Orange²



Pure Grey

Individual paint

The Transporter 6.1 is also available in many other colours on request. Your authorised Volkswagen Van Centre will be happy to inform you about the wide range of individual paint options.


1 Optional at extra cost.
2 Bright Orange solid paint is only available on Startline models.
Images shown are for illustrative purposes only. Vehicles shown are not UK specification.

Please note: Not all paint combinations can be ordered together and in some instances certain combinations may incur extra cost. Not all paint finishes may be available for every trimline. Please check details and availability with your Volkswagen Van Centre at the time of ordering. Screen representations do not allow exact reproduction of paint colours.



Seat upholstery

- 01 'Double Grid' cloth in Titanium Black | S |
- 02 'Bricks' cloth in Titanium Black | H |
- 03 'Robusta' durable cloth in Palladium¹ | S | H |
- 04 'Mesh' leatherette in Palladium | S | H |



1 Only available for the driver and front passenger seats. For kombi crew vans, 2nd row of seats will be supplied in 'Mesh' leatherette.

Please note: Not all upholstery combinations can be ordered together and in some instances certain combinations may incur extra cost. Please check details and availability with your Volkswagen Van Centre at the time of ordering. Screen representations do not allow exact reproduction of upholstery colours.

Standard Optional at extra cost | S | Transporter 6.1 Startline | H | Transporter 6.1 Highline

Images shown are for illustrative purposes only. Vehicles shown are not UK specification.

Wheels

16 inch



**Steel wheels
with wheel centre cover**
6½J x 16. With 205/65 R16 tyres.
| S |

‘Clayton’ alloy wheels
6½J x 16. In Silver.
With 205/65 R16 tyres.
| S | H |

17 inch



‘Devonport’ alloy wheels¹
7J x 17. In Silver.
With 215/60 R17 tyres.
| H |

¹ Depending on the engine/gross vehicle weight combination.

Infotainment & connectivity



01 Composition Colour DAB+ radio system. Fitted as standard, the Composition Colour DAB+ radio system features a 6.5 inch TFT touch-screen colour display, two USB (type-C) ports, Bluetooth®, SD card slot and four speakers delivering 20 watt output. It also features App-Connect, an integrated eSIM and mobile online services as part of We Connect¹ and We Connect Plus^{1,2}. | S | H |

02 Discover Media DAB+ satellite navigation system. The optional Discover Media satellite navigation system features an 8 inch colour touch-screen with proximity sensor. The system also includes a 32GB media storage, natural voice control, free map updates via the internet and mobile online services with Volkswagen We Connect Plus^{1,2}, wireless App-Connect³ and integrated eSIM. | S | H |

1 To use We Connect services, you need to have a Volkswagen ID user account, and must log into We Connect with your username and password. In addition, a separate We Connect contract or We Connect Plus contract must be concluded online with Volkswagen AG. For We Connect Plus, you have 90 days from the handover of the vehicle to register the vehicle at www.portal.volkswagen-we.com, and use the services for the full duration of the agreed free period. 2 Free of charge for the first year when you order Composition Colour or Discover Media navigation systems. There is an extra charge in the event of renewal once the free period has expired. 3 Only in conjunction with compatible Apple CarPlay devices on the Discover Media navigation system.

Standard Optional at extra cost | S | Transporter 6.1 Startline | H | Transporter 6.1 Highline



We Connect and We Connect Plus.

Your vehicle's technology, at your fingertips.

With Volkswagen We Connect¹ driving a van will now be even more digital. The We Connect¹ App connects your smartphone to the vehicle with an integrated eSIM card. To take advantage of these exclusive services, you can register today with the We Connect¹ Portal. Once your vehicle has been activated, you can access the full range of Mobile Online Services.

We Connect ¹

- BREAKDOWN CALL**

In the event of a breakdown, we get to your location quickly. With **'Breakdown Call'**, you can call for breakdown assistance from your vehicle with the press of a button. The system will send your location and vehicle information directly to the AA Call Centre.
- PARKING POSITION**

The **'Parking Position'** Service shows you where your car is located. If necessary, it can also show you the fastest way of getting to it.
- SERVICE SCHEDULING**

You drive – Volkswagen **'Service Scheduling'** looks after the rest. As soon as your vehicle's service is due, a notification will automatically be sent to your chosen Volkswagen Van Centre, who will be in touch to book the service appointment with you.
- EMERGENCY CALL SERVICE**

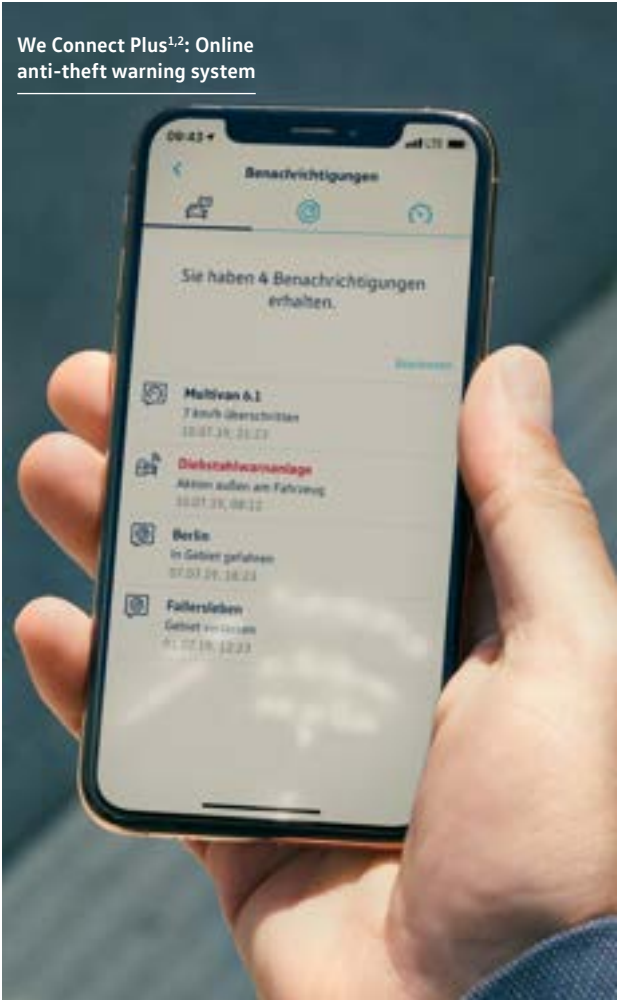
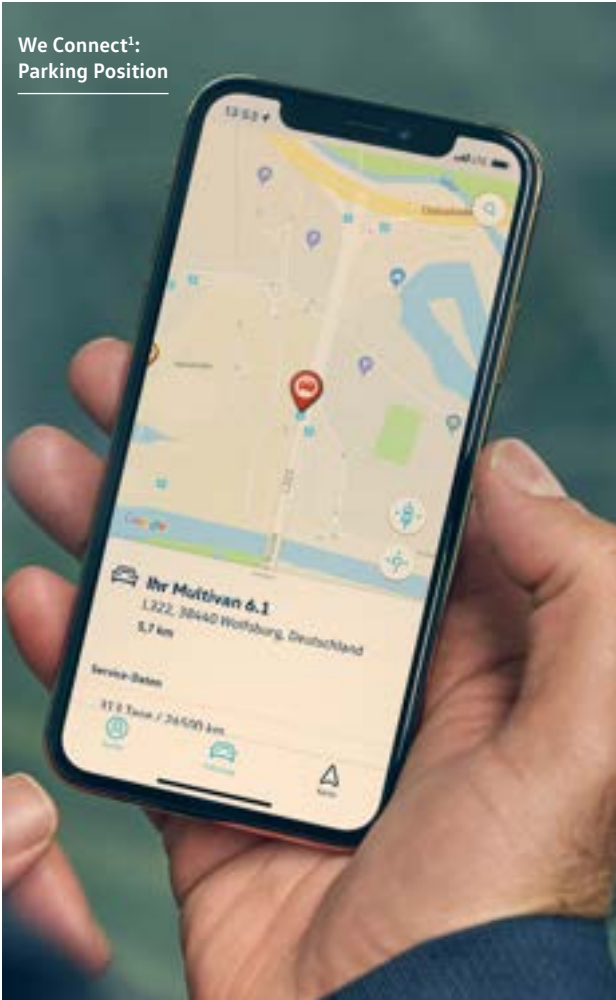
In the event of a serious accident, you can press the 'eCall' button to speak to the emergency services who will automatically dispatch help to your exact location or, in the event your vehicle is involved in an accident, they will contact you and will automatically dispatch help if you are not able to respond.

We Connect Plus ^{1,2}

- LOCK & UNLOCK**

'Lock & Unlock' allows you to control the central locking system of your vehicle – using your smartphone, you can conveniently lock and unlock the doors and luggage compartment.
- ONLINE ANTI-THEFT ALARM ³**

Sit back and relax – your vehicle can look after itself. If an attempt is made to break into the car, the **'Online Anti-Theft Alarm'** will inform the We Connect app on your smartphone or by email.



1 To use We Connect services, you need a Volkswagen ID user account and must log in to We Connect with your user name and password. A separate We Connect contract or We Connect Plus contract will also need to be made online with Volkswagen AG. For We Connect Plus you have 90 days after the handover of the vehicle to register the vehicle on www.portal.volkswagen-we.com and can use services free during this time. 2 Free of charge for the first year when you order Composition Colour or Discover Media navigation system. There is an extra charge in the event of renewal once the free period has expired. For the use of the Streaming and Internet based services and for the Wi-Fi hotspot, data packages can be purchased from Cubic Telecom, our mobile communications partner and used in the network coverage area within many European countries. You can find information on prices and supported countries at www.vw.cubictelecom.com 3 For the use of the Streaming and Internet based services and for the Wi-Fi hotspot, data packages can be purchased from Cubic Telecom, our mobile communications partner and used in the network coverage area within many European countries. You can find information on prices and supported countries at www.vw.cubictelecom.com Images shown are for illustrative purposes only.



We Connect.

Your vehicle's technology, at your fingertips.

We Connect ¹	We Connect Plus ^{1,2}
Automatic Accident Notification	Filling & Charging Stations
Breakdown call	Horn & Turn Signals
Doors & Lights	Internet Radio
Driving Data	Lock & Unlock
eCall Emergency System	Media Streaming ³
Emergency Call	Online Anti-theft Warning System ³
Parking Position	Online Map Update ³
Service Scheduling	Online Route Calculation ³
Vehicle Health Report	Online Route Search
Vehicle Status	Online Traffic Information ³
	Online Voice Control
	Parking Spaces

	Startline	Highline
We Connect Plus – One year subscription	Standard ¹	Standard ¹
We Connect Plus – Three year's subscription	Optional with Discover Media Navigation	Optional with Discover Media Navigation



1 To use We Connect services, you need a Volkswagen ID user account and must log in to We Connect with your user name and password. A separate We Connect contract or We Connect Plus contract will also need to be made online with Volkswagen AG. For We Connect Plus you have 90 days after the handover of the vehicle to register the vehicle on www.portal.volkswagen-we.com and can use services free during this time. 2 Free of charge for the first year when you order Composition Colour or Discover Media navigation system. There is an extra charge in the event of renewal once the free period has expired. 3 For the use of the Streaming and Internet based services and for the Wi-Fi hotspot, data packages can be purchased from Cubic Telecom, our mobile communications partner and used in the network coverage area within many European countries. You can find information on prices and supported countries at www.vw.cubictelcom.com

Engine & gearbox data

Engine specifications	2.0 TDI 90PS	2.0 TDI 110PS	2.0 TDI 150PS	2.0 TDI 204PS
Engine type	Diesel, transverse, water-cooled, in-line, variable turbine geometry turbocharger with intercooler	Diesel, transverse, water-cooled, in-line, variable turbine geometry turbocharger with intercooler	Diesel, transverse, water-cooled, in-line, variable turbine geometry turbocharger with intercooler	Diesel, transverse, water-cooled, in-line, bi-turbo with intercooler
Mixture preparation/injection method	Common-rail, direct injection	Common-rail, direct injection	Common-rail, direct injection	Common-rail, direct injection
EU exhaust emission standard	EU6D	EU6D	EU6D	EU6D
Number of cylinders	4	4	4	4
Cubic capacity	1,968cc	1,968cc	1,968cc	1,968cc
Output, PS at rpm	90 at 2,750-4,250	110 at 3,200-4,250	150 at 3,250-3,750	204 at 4,000
Torque, max. Nm at rpm	220 at 1,250 - 2,500	250 at 1,250-3,100	340 at 1,500-3,000	450 at 1,400-2,250
Fuel tank capacity	70 litre	70 litre	70 litre	70 litre
AdBlue® capacity	22 litre	22 litre	22 litre	22 litre
Diesel Particulate Filter [DPF]	●	●	●	●
5-speed manual gearbox	●	●	-	-
6-speed manual gearbox	-	-	●	-
7-speed dual clutch gearbox [DSG]	-	-	○	●
Front-wheel drive	●	●	●	●
4MOTION all-wheel drive	-	-	○	○
Alternator – Startline models	140 A	140 A	140 A	-
Alternator – Highline panel van models	-	180 A	180 A	180 A
Alternator – Highline kombi crew van models	-	250 A	250 A	250 A
Battery	70 Ah (420 A)	70 Ah (420 A)	70 Ah (420 A)	70 Ah (420 A)

● Standard ○ Available - Not available

Panel van consumption, performance and emissions

		RDE2 Compliant	CO ₂ emissions,g/km ¹ , Max. (worst case)	CO ₂ emissions,g/km ¹ , Min. (best case)	Combined fuel consumption mpg ¹ , Min. (worst case)	Combined fuel consumption mpg ¹ , Max. (best case)	Combined fuel consumption (ltr/100 km) ¹ , Max. (worst case)	Combined fuel consumption (ltr/100 km) ¹ , Min. (best case)	Acceleration, secs 0 - 62 mph	Top speed, mph (where law permits)
Startline – Short wheelbase with low roof										
T26	2.0 TDI 90PS 5-speed manual ²	Yes	193 – 183		38.7 – 40.4		7.3 – 7.0		19.7	94
	2.0 TDI 110PS 5-speed manual ²	Yes	194 – 181		38.2 – 40.9		7.4 – 6.9		19.7	94
T28	2.0 TDI 110PS 5-speed manual ²	Yes	204 – 183		36.2 – 40.4		7.8 – 7.0		15.3	102
	2.0 TDI 150PS 6-speed manual ²	Yes	202 – 183		36.7 – 40.4		7.7 – 7.0		11.1	114
T30	2.0 TDI 90PS 5-speed manual ²	Yes	198 – 185		37.2 – 39.8		7.6 – 7.1		19.7	94
	2.0 TDI 110PS 5-speed manual ²	Yes	203 – 185		36.7 – 39.8		7.7 – 7.1		15.3	102
	2.0 TDI 150PS 6-speed manual ²	Yes	200 – 185		37.2 – 40.4		7.6 – 7.0		11.1	114
	2.0 TDI 150PS 7-speed DSG ²	Yes	211 – 197		35.3 – 37.7		8.0 – 7.5		11.2	113
	2.0 TDI 150PS 4MOTION 6-speed manual ²	Yes	219 – 203		34.0 – 36.7		8.3 – 7.7		11.3	111
T32	2.0 TDI 110PS 5-speed manual ²	Yes	203 – 188		36.7 – 39.2		7.7 – 7.2		15.3	102
	2.0 TDI 150PS 6-speed manual ²	Yes	201 – 187		36.7 – 39.8		7.7 – 7.1		11.1	114
	2.0 TDI 150PS 7-speed DSG ²	Yes	212 – 199		35.3 – 37.2		8.1 – 7.6		11.2	113
	2.0 TDI 150PS 4MOTION 6-speed manual ²	Yes	219 – 203		34.0 – 36.7		8.3 – 7.7		11.3	111
Highline – Short wheelbase with low roof										
T28	2.0 TDI 110PS 5-speed manual ²	Yes	202 – 185		36.7 – 39.8		7.7 – 7.1		15.3	102
	2.0 TDI 150PS 6-speed manual ²	Yes	200 – 185		37.2 – 40.4		7.6 – 7.0		11.1	114
	2.0 TDI 150PS 7-speed DSG ²	Yes	210 – 197		35.3 – 37.7		8.0 – 7.5		11.2	113
T30	2.0 TDI 110PS 5-speed manual ²	Yes	202 – 187		36.7 – 39.8		7.7 – 7.1		15.3	102
	2.0 TDI 150PS 6-speed manual ²	Yes	200 – 186		37.2 – 39.8		7.6 – 7.1		11.1	114
	2.0 TDI 150PS 7-speed DSG ²	Yes	210 – 199		35.3 – 37.2		8.0 – 7.6		11.2	113
	2.0 BiTDI 204PS 7-speed DSG ²	Yes	208 – 196		35.8 – 37.7		7.9 – 7.5		9.3	126
T32	2.0 TDI 150PS 6-speed manual ²	Yes	201 – 188		36.7 – 39.2		7.7 – 7.2		11.1	114
	2.0 TDI 150PS 7-speed DSG ²	Yes	212 – 201		34.9 – 36.7		8.1 – 7.7		11.2	113
	2.0 TDI 150PS 4MOTION 6-speed manual ²	Yes	219 – 204		33.6 – 36.2		8.4 – 7.8		11.3	111
	2.0 TDI 150PS 4MOTION 7-speed DSG ²	Yes	227 – 214		32.5 – 34.9		8.7 – 8.1		11.3	111
	2.0 BiTDI 204PS 7-speed DSG ²	Yes	211 – 198		35.3 – 37.7		8.0 – 7.6		9.3	126
	2.0 BiTDI 204PS 4MOTION 7-speed DSG ²	Yes	230 – 218		32.1 – 34.0		8.8 – 8.3		9.1	123

1 Figures shown are for comparability purposes; only compare fuel consumption and CO₂ figures with other vehicles tested to the same technical procedures. These figures may not reflect real life driving results, which will depend upon a number of factors including the accessories fitted (post-registration), variations in weather, driving styles and vehicle load. Data correct at 26/06/2023. Figures quoted are for a range of configurations (including non-UK) and are subject to change due to ongoing approvals/changes. Please consult your authorised Volkswagen Van Centre for further information.

2 Please note these models are only available from stock and not available to factory order. Please contact your local Van Centre for availability.

RDE2 refers to Real Driving Emissions Step 2.

Panel van consumption, performance and emissions (continued)

		RDE2 Compliant	CO ₂ emissions,g/km ¹ , Max. (worst case)	CO ₂ emissions,g/km ¹ , Min. (best case)	Combined fuel consumption mpg ¹ , Min. (worst case)	Combined fuel consumption mpg ¹ , Max. (best case)	Combined fuel consumption (ltr/100 km) ¹ , Max. (worst case)	Combined fuel consumption (ltr/100 km) ¹ , Min. (best case)	Acceleration, secs 0 - 62 mph	Top speed, mph (where law permits)
Startline – Long wheelbase with low roof										
T28	2.0 TDI 90PS 5-speed manual ²	Yes	204	185	36.2	39.8	7.8	7.1	19.7	94
	2.0 TDI 110PS 5-speed manual ²	Yes	212	185	34.9	40.4	8.1	7.0	15.3	102
T30	2.0 TDI 110PS 5-speed manual ²	Yes	211	187	34.9	39.8	8.1	7.1	15.3	102
	2.0 TDI 150PS 6-speed manual ²	Yes	209	186	35.3	39.8	8.0	7.1	11.1	114
	2.0 TDI 150PS 7-speed DSG ²	Yes	220	199	33.6	37.2	8.4	7.6	11.2	113
T32	2.0 TDI 110PS 5-speed manual ²	Yes	212	189	34.9	39.2	8.1	7.2	15.3	102
	2.0 TDI 150PS 6-speed manual ²	Yes	209	189	35.3	39.2	8.0	7.2	11.1	114
	2.0 TDI 150PS 7-speed DSG ²	Yes	220	201	33.6	36.7	8.4	7.7	11.2	113
	2.0 TDI 150PS 4MOTION 6-speed manual ²	Yes	226	204	32.8	36.2	8.6	7.8	11.3	111
	2.0 TDI 150PS 4MOTION 7-speed DSG ²	Yes	235	214	31.4	34.4	9.0	8.2	11.3	111
Highline – Long wheelbase with low roof										
T28	2.0 TDI 150PS 6-speed manual ²	Yes	208 – 186		35.8 – 39.8		7.9 – 7.1		11.1	114
	2.0 TDI 150PS 7-speed DSG ²	Yes	219 – 199		33.6 – 37.2		8.4 – 7.6		11.2	113
T30	2.0 TDI 110PS 5-speed manual ²	Yes	211	188	35.3	39.2	8.0	7.2	15.3	102
	2.0 TDI 150PS 6-speed manual ²	Yes	208 – 188		35.8 – 39.2		7.9 – 7.2		11.1	114
	2.0 TDI 150PS 7-speed DSG ²	Yes	219 – 200		33.6 – 37.2		8.4 – 7.6		11.2	113
	2.0 BiTDI 204PS 7-speed DSG ²	Yes	217 – 197		34.0 – 37.7		8.3 – 7.5		9.3	126
T32	2.0 TDI 150PS 6-speed manual ²	Yes	210 – 190		35.3 – 39.2		8.0 – 7.2		11.1	114
	2.0 TDI 150PS 7-speed DSG ²	Yes	221 – 202		33.6 – 36.7		8.4 – 7.7		11.2	113
	2.0 TDI 150PS 4MOTION 6-speed manual ²	Yes	227 – 206		32.8 – 36.2		8.6 – 7.8		11.3	111
	2.0 TDI 150PS 4MOTION 7-speed DSG ²	Yes	236 – 215		31.4 – 34.4		9.0 – 8.2		11.3	111
	2.0 BiTDI 204PS 7-speed DSG ²	Yes	219 – 200		33.6 – 37.2		8.4 – 7.6		9.3	126
	2.0 BiTDI 204PS 4MOTION 7-speed DSG ²	Yes	238 – 219		31.0 – 33.6		9.1 – 8.4		9.1	124

1 Figures shown are for comparability purposes; only compare fuel consumption and CO₂ figures with other vehicles tested to the same technical procedures. These figures may not reflect real life driving results, which will depend upon a number of factors including the accessories fitted (post-registration), variations in weather, driving styles and vehicle load. Data correct at 26/06/2023. Figures quoted are for a range of configurations (including non-UK) and are subject to change due to ongoing approvals/changes. Please consult your authorised Volkswagen Van Centre for further information.

2 Please note these models are only available from stock and not available to factory order. Please contact your local Van Centre for availability.

RDE2 refers to Real Driving Emissions Step 2.

Kombi crew van consumption, performance and emissions

		RDE2 Compliant	CO ₂ emissions,g/km ¹ , Max. (worst case)	CO ₂ emissions,g/km ¹ , Min. (best case)	Combined fuel consumption mpg ¹ , Min. (worst case)	Combined fuel consumption mpg ¹ , Max. (best case)	Combined fuel consumption (ltr/100 km) ¹ , Max. (worst case)	Combined fuel consumption (ltr/100 km) ¹ , Min. (best case)	Acceleration, secs 0 - 62 mph	Top speed, mph (where law permits)
Startline – Short wheelbase with low roof										
T30	2.0 TDI 110PS 5-speed manual ²	Yes	202 – 187		36.7 – 39.8		7.7 – 7.1		15.5	102
	2.0 TDI 150PS 6-speed manual ²	Yes	200 – 187		37.2 – 39.8		7.6 – 7.1		11.9	114
T32	2.0 TDI 150PS 6-speed manual ²	Yes	199 – 188		37.2 – 39.2		7.6 – 7.2		11.9	114
	2.0 TDI 150PS 7-speed DSG ²	Yes	210 – 201		35.3 – 36.7		8.0 – 7.7		12.0	113
	2.0 TDI 150PS 4MOTION 6-speed manual ²	Yes	217 – 204		34.0 – 36.2		8.3 – 7.8		12.2	113
	2.0 TDI 150PS 4MOTION 7-speed DSG ²	Yes	225 – 214		32.8 – 34.4		8.6 – 8.2		12.2	111
Startline – Long wheelbase with low roof										
T32	2.0 TDI 150PS 6-speed manual ²	Yes	212 – 190		34.9 – 39.2		8.1 – 7.2		11.9	114
	2.0 TDI 150PS 7-speed DSG ²	Yes	222 – 202		33.2 – 36.7		8.5 – 7.7		12.0	113
	2.0 TDI 150PS 4MOTION 6-speed manual ²	Yes	229 – 207		32.5 – 35.8		8.7 – 7.9		12.2	113
Highline – Short wheelbase with low roof										
T30	2.0 TDI 110PS 5-speed manual ²	Yes	200 – 189		37.2 – 39.2		7.6 – 7.2		15.5	102
	2.0 TDI 150PS 6-speed manual ²	Yes	198 – 188		37.2 – 39.2		7.6 – 7.2		11.9	114
	2.0 TDI 150PS 7-speed DSG ²	Yes	209 – 201		35.3 – 36.7		8.0 – 7.7		12.0	113
	2.0 BiTDI 204PS 7-speed DSG ²	Yes	210 – 198		35.3 – 37.7		8.0 – 7.5		8.9	126
	2.0 BiTDI 204PS 4MOTION 7-speed DSG ²	Yes	226 – 218		32.8 – 34.0		8.6 – 8.3		9.1	124
T32	2.0 TDI 110PS 5-speed manual ²	Yes	201 – 191		36.7 – 38.7		7.7 – 7.3		15.5	102
	2.0 TDI 150PS 6-speed manual ²	Yes	199 – 190		37.2 – 39.2		7.6 – 7.2		11.9	114
	2.0 TDI 150PS 7-speed DSG ²	Yes	210 – 202		35.3 – 36.7		8.0 – 7.7		12.0	113
	2.0 TDI 150PS 4MOTION 6-speed manual ²	Yes	217 – 206		34.0 – 35.8		8.3 – 7.9		12.2	112
	2.0 TDI 150PS 4MOTION 7-speed DSG ²	Yes	225 – 215		32.8 – 34.4		8.6 – 8.2		12.2	111
	2.0 BiTDI 204PS 7-speed DSG ²	Yes	212 – 200		34.9 – 37.2		8.1 – 7.6		8.9	126
	2.0 BiTDI 204PS 4MOTION 7-speed DSG ²	Yes	228 – 219		32.5 – 33.6		8.7 – 8.4		9.1	124

1 Figures shown are for comparability purposes; only compare fuel consumption and CO₂ figures with other vehicles tested to the same technical procedures. These figures may not reflect real life driving results, which will depend upon a number of factors including the accessories fitted (post-registration), variations in weather, driving styles and vehicle load. Data correct at 26/06/2023. Figures quoted are for a range of configurations (including non-UK) and are subject to change due to ongoing approvals/changes. Please consult your authorised Volkswagen Van Centre for further information.

2 Please note these models are only available from stock and not available to factory order. Please contact your local Van Centre for availability.

RDE2 refers to Real Driving Emissions Step 2.

Kombi crew van

consumption, performance and emissions

		RDE2 Compliant	CO ₂ emissions,g/km ¹ , Max. (worst case)	CO ₂ emissions,g/km ¹ , Min. (best case)	Combined fuel consumption mpg ¹ , Min. (worst case)	Combined fuel consumption mpg ¹ , Max. (best case)	Combined fuel consumption (ltr/100 km) ¹ , Max. (worst case)	Combined fuel consumption (ltr/100 km) ¹ , Min. (best case)	Acceleration, secs 0 - 62 mph	Top speed, mph (where law permits)
Highline – Long wheelbase with low roof										
T32	2.0 TDI 150PS 6-speed manual ²	Yes	213 – 192		34.9 – 38.7		8.1 – 7.3		11.9	114
	2.0 TDI 150PS 7-speed DSG ²	Yes	223 – 203		33.2 – 36.2		8.5 – 7.8		12.0	113
	2.0 TDI 150PS 4MOTION 6-speed manual ²	Yes	229 – 209		32.5 – 35.3		8.7 – 8.0		12.2	112
	2.0 TDI 150PS 4MOTION 7-speed DSG ²	Yes	239 – 217		31.0 – 34.0		9.1 – 8.3		12.2	111
	2.0 BiTDI 204PS 7-speed DSG ²	Yes	226 – 202		32.8 – 36.7		8.6 – 7.7		9.1	126
	2.0 BiTDI 204PS 4MOTION 7-speed DSG ²	Yes	241 – 221		30.7 – 33.6		8.7 – 8.4		9.6	124

Chassis cab and Dropside

consumption, performance and emissions

		RDE2 Compliant	CO ₂ emissions,g/km ¹ , Max. (worst case)	CO ₂ emissions,g/km ¹ , Min. (best case)	Combined fuel consumption mpg ¹ , Min. (worst case)	Combined fuel consumption mpg ¹ , Max. (best case)	Combined fuel consumption (ltr/100 km) ¹ , Max. (worst case)	Combined fuel consumption (ltr/100 km) ¹ , Min. (best case)	Acceleration, secs 0 - 62 mph	Top speed, mph (where law permits)
Dropside – Long wheelbase, single cab										
T30	2.0 TDI 150PS 7-speed DSG ²	Yes	243 – 213		30.4 – 34.9		9.3 – 8.1		11.6	101

1 Figures shown are for comparability purposes; only compare fuel consumption and CO₂ figures with other vehicles tested to the same technical procedures. These figures may not reflect real life driving results, which will depend upon a number of factors including the accessories fitted (post-registration), variations in weather, driving styles and vehicle load. Data correct at 26/06/2023. Figures quoted are for a range of configurations (including non-UK) and are subject to change due to ongoing approvals/changes. Please consult your authorised Volkswagen Van Centre for further information.

2 Please note these models are only available from stock and not available to factory order. Please contact your local Van Centre for availability.

RDE2 refers to Real Driving Emissions Step 2.

Panel van weights

Engine/transmission		Gross vehicle weight ¹ , kg	Axle load limit, front/rear, kg	Trailer weight braked 12% ² /unbraked, kg	Gross train weight, kg	Unladen weight ³ , kg	Payload ⁴ , kg	Unladen weight ³ , kg	Payload ⁴ , kg
Short wheelbase						Startline	Startline	Highline	Highline
T26	2.0 TDI 90PS 5-speed manual ⁵	2,600	1,550 / 1,400	2,200 / 750	4,800	1,912	688	–	–
	2.0 TDI 110PS 5-speed manual ⁵	2,600	1,550 / 1,400	2,200 / 750	4,800	1,912	688	–	–
T28	2.0 TDI 110PS 5-speed manual ⁵	2,800	1,550 / 1,550	2,200 / 750	4,900	1,912	888	1,939	861
	2.0 TDI 150PS 6-speed manual ⁵	2,800	1,600 / 1,550	2,500 / 750	5,200	1,942	858	1,969	831
	2.0 TDI 150PS 7-speed DSG ⁵	2,800	1,600 / 1,550	2,500 / 750	5,300	–	–	1,989	811
T30	2.0 TDI 90PS 5-speed manual ⁵	3,000	1,550 / 1,625	2,200 / 750	4,800	1,912	1,088	–	–
	2.0 TDI 110PS 5-speed manual ⁵	3,000	1,550 / 1,625	2,200 / 750	4,900	1,912	1,088	1,939	1,061
	2.0 TDI 150PS 6-speed manual ⁵	3,000	1,600 / 1,625	2,500 / 750	5,200	1,942	1,058	1,969	1,031
	2.0 TDI 150PS 7-speed DSG ⁵	3,000	1,600 / 1,625	2,200 / 750	5,300	1,962	1,038	1,989	1,011
	2.0 TDI 150PS 4MOTION 6-speed manual ⁵	3,000	1,600 / 1,625	2,500 / 750	5,300	–	–	–	–
	2.0 BiTDI 204PS 7-speed DSG ⁵	3,000	1,600 / 1,625	2,500 / 750	5,300	–	–	2,028	972
T32	2.0 TDI 110PS 5-speed manual ⁵	3,200	1,710 / 1,720	2,200 / 750	4,900	1,921	1,279	–	–
	2.0 TDI 150PS 6-speed manual ⁵	3,200	1,710 / 1,720	2,500 / 750	5,200	1,951	1,249	1,982	1,218
	2.0 TDI 150PS 7-speed DSG ⁵	3,200	1,710 / 1,720	2,500 / 750	5,300	1,971	1,229	2,013	1,187
	2.0 TDI 150PS 4MOTION 6-speed manual ⁵	3,200	1,710 / 1,720	2,500 / 750	5,300	2,073	1,127	2,104	1,096
	2.0 TDI 150PS 4MOTION 7-speed DSG ⁵	3,200	1,710 / 1,720	2,500 / 750	5,300	–	–	2,119	1,081
	2.0 BiTDI 204PS 7-speed DSG ⁵	3,200	1,710 / 1,720	2,500 / 750	5,300	–	–	2,035	1,165
	2.0 BiTDI 204PS 4MOTION 7-speed DSG ⁵	3,200	1,710 / 1,720	2,500 / 750	5,300	–	–	2,145	1,055

1 These vehicles are WLTP (Worldwide Harmonised Light-Duty Vehicles Test Procedure) type approved vehicles. Other factors including Gross Vehicle Weight, trimline, extra equipment, options and accessories (wheels, tyres, etc.) may change vehicle parameters such as the weight, rolling resistance of the tyres and the aerodynamics and thus influence the fuel consumption, CO₂ emissions and driving performance values.

2 Maximum combination weight (vehicle plus trailer load) applies. Maximum gross vehicle weight will vary depending on a number of factors, including optional features, accessories fitted, engine selection and vehicle load. Maximum combination weight and, therefore, maximum gross trailer load is dependent on maximum gross vehicle weight and will vary. Please consult your authorised Volkswagen Van Centre for further information.

3 Unladen weight includes approximately 90% fuel load and 75kg for driver.

4 Payload = gross vehicle weight minus unladen weight. Quoted weights are for vehicles with standard specification. Unladen weight and payload may be influenced by trimline, factory options and Van Centre fitted accessories. Roof load limit: 100kg (with two roof carriers) or 150kg (with at least four roof carriers) for normal roof only. Trailer nose weight: 100kg.

5 Please note these models are only available from stock and not available to factory order. Please contact your local Van Centre for availability.

Kombi crew van weights

Engine/transmission		Gross vehicle weight ¹ , kg	Axle load limit, front/rear, kg	Trailer weight braked 12% ² /unbraked, kg	Gross train weight, kg	Unladen weight ³ , kg	Payload ⁴ , kg	Unladen weight ³ , kg	Payload ⁴ , kg
Short wheelbase						Startline	Startline	Highline	Highline
T30	2.0 TDI 110PS 5-speed manual ⁵	3,000	1,550 / 1,600	2,200 / 750	4,900	1,999	1,001	2,028	972
	2.0 TDI 150PS 6-speed manual ⁵	3,000	1,610 / 1,600	2,500 / 750	5,200	2,029	971	2,058	942
	2.0 TDI 150PS 7-speed DSG ⁵	3,000	1,610 / 1,600	2,500 / 750	5,300	–	–	2,078	922
	2.0 BiTDI 204PS 7-speed DSG ⁵	3,080	1,610 / 1,600	2,500 / 750	5,300	–	–	2,118	962
	2.0 BiTDI 204PS 4MOTION 7-speed DSG ⁵	3,080	1,610 / 1,600	2,450 / 750	5,300	–	–	2,228	852
T32	2.0 TDI 110PS 5-speed manual ⁵	3,200	1,710 / 1,720	2,350 / 750	5,200	–	–	2,052	1,148
	2.0 TDI 150PS 6-speed manual ⁵	3,200	1,710 / 1,720	2,350 / 750	5,200	2,039	1,161	2,082	1,118
	2.0 TDI 150PS 7-speed DSG ⁵	3,200	1,710 / 1,720	2,500 / 750	5,300	2,059	1,141	2,102	1,098
	2.0 TDI 150PS 4MOTION 6-speed manual ⁵	3,200	1,710 / 1,720	2,400 / 750	5,300	2,161	1,039	2,204	996
	2.0 TDI 150PS 4MOTION 7-speed DSG ⁵	3,200	1,710 / 1,720	2,400 / 750	5,300	2,176	1,024	2,219	981
	2.0 BiTDI 204PS 7-speed DSG ⁵	3,200	1,710 / 1,720	2,450 / 750	5,300	–	–	2,124	1,076
	2.0 BiTDI 204PS 4MOTION 7-speed DSG ⁵	3,200	1,710 / 1,720	2,400 / 750	5,300	–	–	2,234	966
Long wheelbase						Startline	Startline	Highline	Highline
T32	2.0 TDI 150PS 6-speed manual ⁵	3,200	1,710 / 1,720	2,300 / 750	5,200	2,111	1,089	2,154	1,046
	2.0 TDI 150PS 7-speed DSG ⁵	3,200	1,710 / 1,720	2,400 / 750	5,300	2,131	1,069	2,174	1,026
	2.0 TDI 150PS 4MOTION 6-speed manual ⁵	3,200	1,710 / 1,720	2,400 / 750	5,300	2,233	967	2,276	924
	2.0 TDI 150PS 4MOTION 7-speed DSG ⁵	3,200	1,710 / 1,720	2,400 / 750	5,300	–	–	2,291	909
	2.0 BiTDI 204PS 7-speed DSG ⁵	3,200	1,710 / 1,720	2,450 / 750	5,300	–	–	2,196	1.004
	2.0 BiTDI 204PS 4MOTION 7-speed DSG ⁵	3,200	1,710 / 1,720	2,400 / 750	5,300	–	–	2,306	984

1 These vehicles are WLTP (Worldwide Harmonised Light-Duty Vehicles Test Procedure) type approved vehicles. Other factors including Gross Vehicle Weight, trimline, extra equipment, options and accessories (wheels, tyres, etc.) may change vehicle parameters such as the weight, rolling resistance of the tyres and the aerodynamics and thus influence the fuel consumption, CO₂ emissions and driving performance values.

2 Maximum combination weight (vehicle plus trailer load) applies. Maximum gross vehicle weight will vary depending on a number of factors, including optional features, accessories fitted, engine selection and vehicle load. Maximum combination weight and, therefore, maximum gross trailer load is dependent on maximum gross vehicle weight and will vary. Please consult your authorised Volkswagen Van Centre for further information.

3 Unladen weight includes approximately 90% fuel load and 75kg for driver.

4 Payload = gross vehicle weight minus unladen weight. Quoted weights are for vehicles with standard specification. Unladen weight and payload may be influenced by trimline, factory options and Van Centre fitted accessories. Roof load limit: 100kg (with two roof carriers) or 150kg (with at least four roof carriers) for normal roof only. Trailer nose weight: 100kg.

5 Please note these models are only available from stock and not available to factory order. Please contact your local Van Centre for availability.

Chassis cab and Dropside weights

Engine/transmission		Gross vehicle weight ¹ , kg	Axle load limit, front/rear, kg	Trailer weight braked 12% ² /unbraked, kg	Gross train weight, kg	Unladen weight ³ , kg	Payload ⁴ , kg
Dropside – Long wheelbase, single cab							
T30	2.0 TDI 150PS 7-speed DSG ⁵	3,000	1,600 / 1,680	2,500 / 750	5,300	1,912	1,088

1 These vehicles are WLTP (Worldwide Harmonised Light-Duty Vehicles Test Procedure) type approved vehicles. Other factors including Gross Vehicle Weight, trimline, extra equipment, options and accessories (wheels, tyres, etc.) may change vehicle parameters such as the weight, rolling resistance of the tyres and the aerodynamics and thus influence the fuel consumption, CO₂ emissions and driving performance values.

2 Maximum combination weight (vehicle plus trailer load) applies. Maximum gross vehicle weight will vary depending on a number of factors, including optional features, accessories fitted, engine selection and vehicle load. Maximum combination weight and, therefore, maximum gross trailer load is dependent on maximum gross vehicle weight and will vary. Please consult your authorised Volkswagen Van Centre for further information.

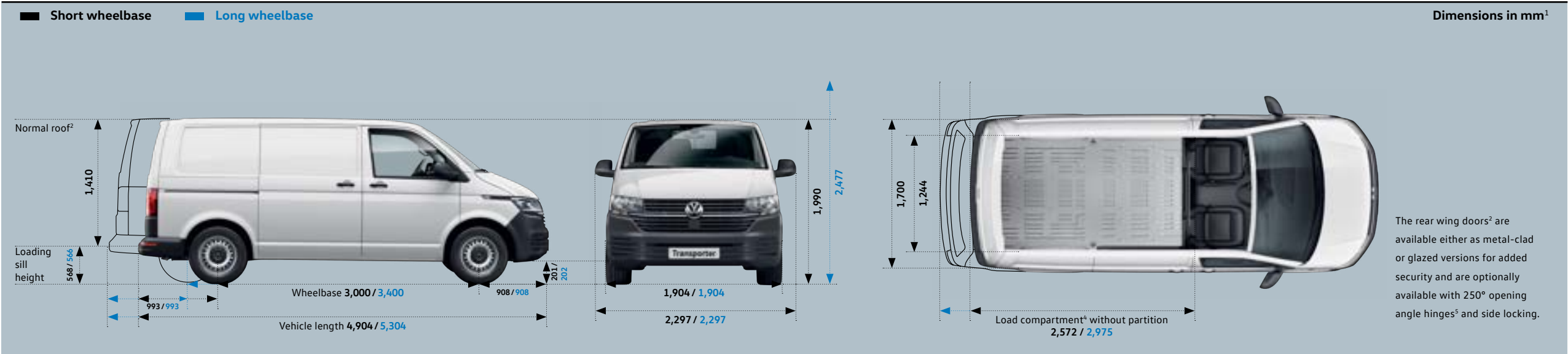
3 Unladen weight includes approximately 90% fuel load and 75kg for driver.

4 Payload = gross vehicle weight minus unladen weight. Quoted weights are for vehicles with standard specification. Unladen weight and payload may be influenced by trimline, factory options and Van Centre fitted accessories. Roof load limit: 100kg (with two roof carriers) or 150kg (with at least four roof carriers) for normal roof only. Trailer nose weight: 100kg.

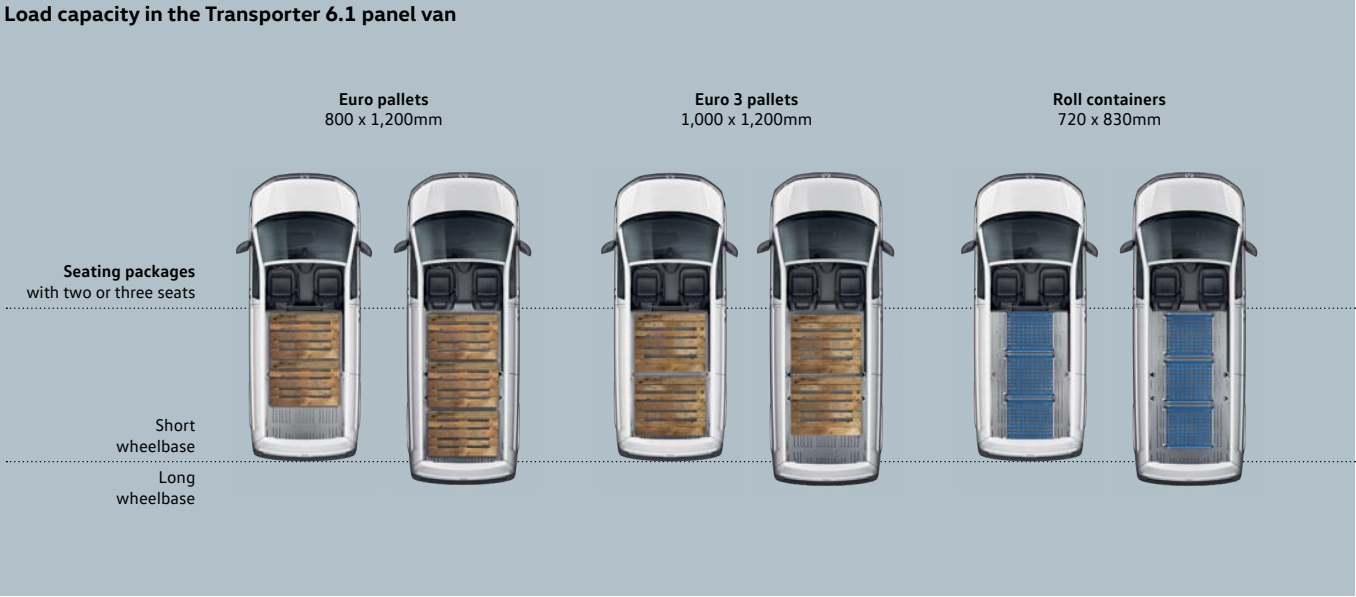
5 Please note these models are only available from stock and not available to factory order. Please contact your local Van Centre for availability.

Panel van dimensions

Transporter 6.1 panel van technical data



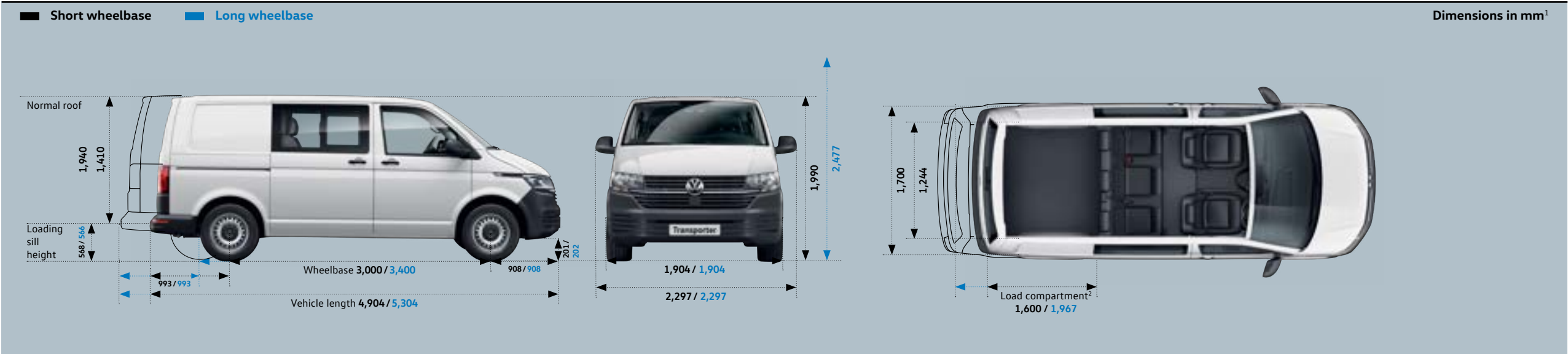
Dimensions	Normal roof Short/long wheelbase
Load compartment	
Area in m ² (square metre)	4.3 / 5.0
Load compartment	
Volume (cubic metre)	5.8 / 6.7
Sliding door	
Width x height in mm ¹	1,017 x 1,282
Tailgate	
Width x height in mm ¹	1,473 x 1,299
Wing door	
Width x height in mm ¹	1,473 x 1,299
Turning circle	
in mm ¹	11,900 / 13,200
Roof load limit	
in kg (2 roof carriers)	100
in kg (3 roof carriers)	150



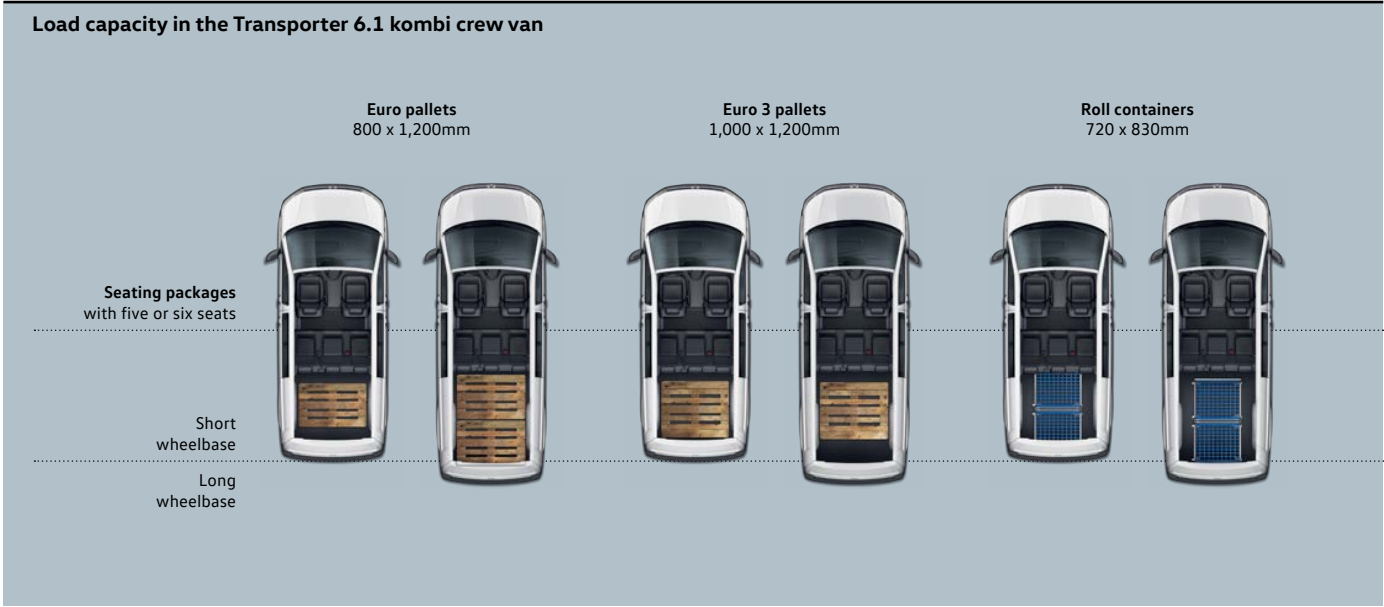
1 Please note that these are approximate values and the dimensions may differ due to manufacturing tolerances. 2 Rear wing doors are standard. 3 Optional at extra cost. Please contact your authorised Volkswagen Van Centre for details of the standard equipment and optional extras available. 4 Measured at the floor height of the vehicle. 5 250° opening angle hinges are optional on long wheelbase models. Images shown are for illustrative purposes only. Vehicles shown are not UK specification.

Transporter 6.1 kombi crew van

technical data




Dimensions	Normal roof Short/long wheelbase
Passenger/luggage compartment	
Area in m ² (square metre)	4.3 / 5.0
Passenger/luggage compartment	
Volume (cubic metre)	5.8 / 6.7
Sliding door	
Width x height in mm ¹	1,017 x 1,264
Electric sliding door	
Width x height in mm ¹	954 x 1,264
Tailgate	
Width x height in mm ¹	1,473 x 1,290
Wing door	
Width x height in mm ¹	1,473 x 1,290
Turning circle	
in mm ¹	11,900 / 13,200
Roof load limit	
in kg (2 roof carriers)	100
in kg (3 roof carriers)	150



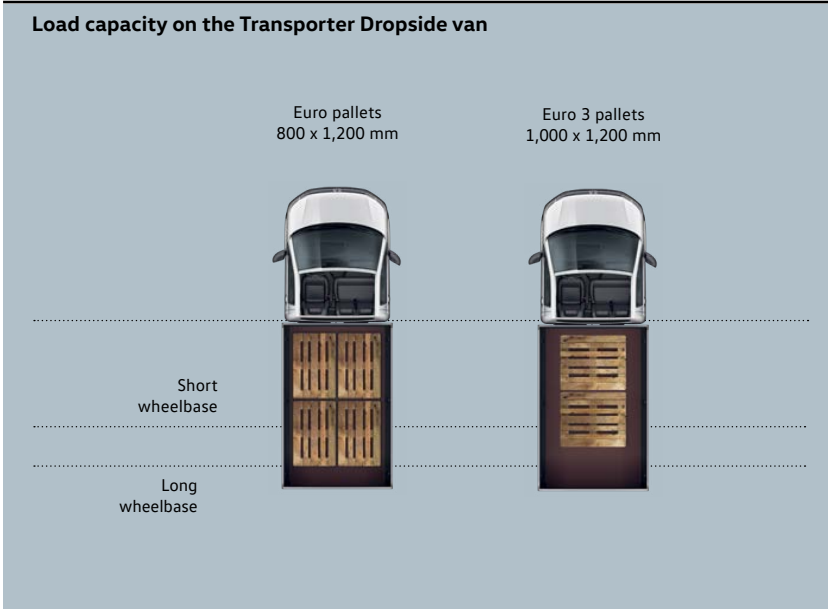
1 Please note that these are approximate values and the dimensions may differ due to manufacturing tolerances. 2 Measured at the floor height of the vehicle. Images shown are for illustrative purposes only. Vehicles shown are not UK specification.

Chassis cab and Dropside dimensions

Transporter 6.1 Chassis cab and Dropside technical data



Dimensions	Single Cab Short Wheelbase	Single Cab Long Wheelbase
Load platform		
Area in m ² (square metre)	4.9	5.7
Gross vehicle weight in kg	up to 3,200	up to 3,200
Turning circle in m ¹	11,9	13,2
Maximum trailer weight in kg	up to 2,500 ²	up to 2,500 ²



1 Please note that these are approximate values and the dimensions may differ due to manufacturing tolerances. 2) The maximum trailer weight varies depending on the engine. 3) Measured at the floor height of the platform. Images shown are for illustrative purposes only. Vehicles shown are not UK specification.

Model prices



Volkswagen Commercial Vehicles may change RRP's at any time (this includes where there are government changes in regulation and/or legislation). There may be a delay to any RRP displaying correctly on our materials. Always obtain prices from your chosen authorised Van Centre.

***Manufacturer's on the road (OTR) package.**

Delivery to Van Centre	£760.00
Number plates	£20.00
VAT	£156.00
First registration fee	£55.00
Road Fund Licence (12 Months)	£335.00
Basic OTR price (exc. VAT)	£1,170.00
Total OTR price (inc. VAT)	£1,326.00

Panel van model prices (continued)

Trimline	Engine/transmission	RDE2 Compliant	Fuel type	Basic exc. VAT	Total inc. VAT	Total RRP inc. OTR* exc. VAT	Total RRP inc. OTR* inc. VAT
Highline SWB							
T28	2.0 TDI 110PS 5-speed manual†	Yes	Diesel	£33,410.00	£40,092.00	£34,580.00	£41,418.00
	2.0 TDI 150PS 6-speed manual†	Yes	Diesel	£35,575.00	£42,690.00	£36,745.00	£44,016.00
	2.0 TDI 150PS 7-speed DSG†	Yes	Diesel	£37,790.00	£45,348.00	£38,960.00	£46,674.00
T30	2.0 TDI 110PS 5-speed manual†	Yes	Diesel	£33,975.00	£40,770.00	£35,145.00	£42,096.00
	2.0 TDI 150PS 6-speed manual†	Yes	Diesel	£36,140.00	£43,368.00	£37,310.00	£44,694.00
	2.0 TDI 150PS 7-speed DSG†	Yes	Diesel	£38,355.00	£46,026.00	£39,525.00	£47,352.00
	2.0 BiTDI 204PS 7-speed DSG†	Yes	Diesel	£41,640.00	£49,968.00	£42,810.00	£51,294.00
T32	2.0 TDI 150PS 6-speed manual†	Yes	Diesel	£37,205.00	£44,646.00	£38,375.00	£45,972.00
	2.0 TDI 150PS 7-speed DSG†	Yes	Diesel	£39,420.00	£47,304.00	£40,590.00	£48,630.00
	2.0 TDI 150PS 4MOTION 6-speed manual†	Yes	Diesel	£40,410.00	£48,492.00	£41,580.00	£49,818.00
	2.0 TDI 150PS 4MOTION 7-speed DSG†	Yes	Diesel	£42,875.00	£51,450.00	£44,045.00	£52,776.00
	2.0 BiTDI 204PS 7-speed DSG†	Yes	Diesel	£42,205.00	£50,646.00	£43,375.00	£51,972.00
	2.0 BiTDI 204PS 4MOTION 7-speed DSG†	Yes	Diesel	£45,410.00	£54,492.00	£46,580.00	£55,818.00

* Please [click here](#) for more details on manufacturer's on the road (OTR) package. † Please note these models are only available from stock and not available to factory order. Please contact your local Van Centre for availability.

Volkswagen Commercial Vehicles may change RRP's at any time (this includes where there are government changes in regulation and/or legislation). There may be a delay to any RRP displaying correctly on our materials. Always obtain prices from your chosen authorised Van Centre.

Panel van model prices (continued)

Trimline	Engine/transmission	RDE2 Compliant	Fuel type	Basic exc. VAT	Total inc. VAT	Total RRP inc. OTR* exc. VAT	Total RRP inc. OTR* inc. VAT
Highline LWB							
T28	2.0 TDI 150PS 6-speed manual†	Yes	Diesel	£36,585.00	£43,902.00	£37,755.00	£45,228.00
	2.0 TDI 150PS 7-speed DSG†	Yes	Diesel	£38,800.00	£46,560.00	£39,970.00	£47,886.00
T30	2.0 TDI 110PS 5-speed manual†	Yes	Diesel	£34,985.00	£41,982.00	£36,155.00	£43,308.00
	2.0 TDI 150PS 6-speed manual†	Yes	Diesel	£37,150.00	£44,580.00	£38,320.00	£45,906.00
	2.0 TDI 150PS 7-speed DSG†	Yes	Diesel	£39,365.00	£47,238.00	£40,535.00	£48,564.00
	2.0 BiTDI 204PS 7-speed DSG†	Yes	Diesel	£42,650.00	£51,180.00	£43,820.00	£52,506.00
T32	2.0 TDI 150PS 6-speed manual†	Yes	Diesel	£38,215.00	£45,858.00	£39,385.00	£47,184.00
	2.0 TDI 150PS 7-speed DSG†	Yes	Diesel	£40,430.00	£48,516.00	£41,600.00	£49,842.00
	2.0 TDI 150PS 4MOTION 6-speed manual†	Yes	Diesel	£41,420.00	£49,704.00	£42,590.00	£51,030.00
	2.0 BiTDI 204PS 7-speed DSG†	Yes	Diesel	£43,215.00	£51,858.00	£44,385.00	£53,184.00
	2.0 BiTDI 204PS 4MOTION 7-speed DSG†	Yes	Diesel	£46,420.00	£55,704.00	£47,590.00	£57,030.00

* Please [click here](#) for more details on manufacturer's on the road (OTR) package. † Please note these models are only available from stock and not available to factory order. Please contact your local Van Centre for availability.

Volkswagen Commercial Vehicles may change RRP's at any time (this includes where there are government changes in regulation and/or legislation). There may be a delay to any RRP displaying correctly on our materials. Always obtain prices from your chosen authorised Van Centre.

Chassis cab and Dropside model prices

Trimline	Engine/transmission	RDE2 Compliant	Fuel type	Basic exc. VAT	Total inc. VAT	Total RRP inc. OTR* exc. VAT	Total RRP inc. OTR* inc. VAT
Dropside – Long wheelbase, single cab							
T30	2.0 TDI 150PS 7-speed DSG†	Yes	Diesel	£33,855.00	£40,626.00	£35,025.00	£41,952.00

* Please [click here](#) for more details on manufacturer's on the road (OTR) package. † Please note these models are only available from stock and not available to factory order. Please contact your local Van Centre for availability.

Options – panel van and kombi crew van

Paint	PR Code		Startline		Highline	
			Basic exc. VAT	Total RRP inc. VAT	Basic exc. VAT	Total RRP inc. VAT
Solid. Bright Orange ¹ (E3E3), Candy White (B4B4), Cherry Red (4B4B), Ascot Grey (6U6U), Pure Grey (J2J2).	As shown	PV/K	○	○	○	○
Metallic. Fortana Red (I9I9), Indium Grey (X3X3), Mojave Beige (1B1B), Starlight Blue (3S3S), Ravenna Blue (5Z5Z), Reflex Silver (8E8E).	As shown	PV/K	£690.00	£828.00	£690.00	£828.00
Pearl effect. Deep Black (2T2T).	As shown	PV/K	£690.00	£828.00	£690.00	£828.00
Upholstery						
	Seat trim covers in Titanium Black ‘Double Grid’ cloth. Dashboard upper in Titanium Black, dashboard lower in Palladium, floor covering in Titanium Black.	NOA/PX	PV/K	●	●	–
	Seat trim covers in Titanium Black ‘Bricks’ cloth. Dashboard upper in Titanium Black, dashboard lower in Palladium, floor covering in Titanium Black.	NOE/PX	PV/K	–	–	●
	Seat trim covers in Palladium ‘Robusta’ cloth.² Dashboard upper in Titanium Black, dashboard lower in Palladium, floor covering in Titanium Black.	NOR/GN	PV/K	£140.00	£168.00	£140.00
	Seat trim covers in Palladium ‘Leatherette Mesh’. Dashboard upper in Titanium Black, dashboard lower in Palladium, floor covering in Titanium Black.	N2Q/GN	PV/K	£80.00	£96.00	£80.00

● Standard – Not available ○ At no extra cost

Where additional equipment is required by chosen options, this will be at additional cost. See the relevant option for recommended pricing or consult your local authorised Van Centre. Some options may not be compatible with other options. To check the availability of your chosen options, please use our configurator or consult your local authorised Van Centre.

1 Bright Orange is only available on Startline.

2 Only available for the driver and front passenger seats. For kombi crew vans, 2nd row of seats will be supplied in 'Mesh' leatherette.

PV **Panel van** K **kombi crew van**

Volkswagen Commercial Vehicles may change RRP's at any time (this includes where there are government changes in regulation and/or legislation). There may be a delay to any RRP displaying correctly on our materials. Always obtain prices from your chosen authorised Van Centre.

Upgrade your Transporter 6.1 with the discounted Business Pack.

Now you can drive away in an upgraded Volkswagen Transporter 6.1 for less.

Your Volkswagen Transporter 6.1 Startline can now feature rear parking sensors, climatic air-conditioning and an alarm for as little as **£1,120** +VAT. This pack provides you and your business with savings on some of our most popular and valuable features, so your business can stay ahead of the curve without breaking the bank. Available on Startline for both panel van and kombi crew van models.

Options – panel van and kombi crew van (continued)

			Startline		Highline	
Seating	PR Code		Basic exc. VAT	Total RRP inc. VAT	Basic exc. VAT	Total RRP inc. VAT
Armrest for driver’s seat.	4S3	PV/K	●	●	●	●
Armrest for both front seats. Only in combination with the single front passenger seat (3TH).	4S1	PV	£90.00	£108.00	£90.00	£108.00
		K	£90.00	£108.00	●	●
Dual passenger seat in cab.	3TJ	PV	●	●	●	●
		K	£235.00	£282.00	£235.00	£282.00
Dual passenger seat in cab with integrated storage compartment. Not in combination with heated driver and front passenger seats (4A3).	3TS	PV	£120.00	£144.00	£120.00	£144.00
		K	£315.00	£378.00	£315.00	£378.00
Heated driver and front passenger seats. Separately controllable. Only in combination with either Climatic cab A/C, Climatic cab A/C with manual passenger heating, Climatic cab and passenger A/C (semi-automatic) with manual passenger compartment heating system at additional cost.	4A3	PV/K	£340.00	£408.00	£340.00	£408.00
Height-adjustment (manual) and lumbar support (manual) for driver and single front passenger seats. Only in combination with single front passenger seat.	7P4/3L3	PV	○	○	○	○
		K	○	○	●	●
Single front passenger seat. For panel van models. Only in combination with armrest for driver and front passenger seats (4S1) at an additional cost. Only in combination with height-adjustment (manual) (3L3) and lumbar support (manual) (7P4) for driver and single front passenger seats at no additional cost.	3TH	PV	○	○	○	○
		K	●	●	●	●
Swivel seat. Driver seat not height-adjustable. Only in combination with swivelling front passenger seat (3TD), without height-adjustment (3LO) and lumbar support (manual) (7P4) for both front seats at no additional cost. On panel van models this option will also remove the standard bulkhead.	3SD	PV/K	○	○	○	○
Swivel seat. Front passenger seat not height-adjustable. Only in combination with armrests for both front seats (4S1) and lumbar support (manual) (7P4) for both front seats at no additional cost. On panel van models this option will also remove the standard bulkhead.	3TD	PV/K	○	○	○	○
2-seater bench on the driver’s side and individual seat with ‘easy-entry’ feature on the passenger side in second row of seats.	3UF	K	£145.00	£174.00	£145.00	£174.00

● Standard – Not available ○ At no extra cost

Where additional equipment is required by chosen options, this will be at additional cost. See the relevant option for recommended pricing or consult your local authorised Van Centre. Some options may not be compatible with other options. To check the availability of your chosen options, please use our configurator or consult your local authorised Van Centre.

PV **Panel van** K **kombi crew van**

Volkswagen Commercial Vehicles may change RRP's at any time (this includes where there are government changes in regulation and/or legislation). There may be a delay to any RRP displaying correctly on our materials. Always obtain prices from your chosen authorised Van Centre.

Options – panel van and kombi crew van (continued)

				Startline		Highline
Wheels and tyres	PR Code		Basic exc. VAT	Total RRP inc. VAT	Basic exc. VAT	Total RRP inc. VAT
16" Clayton alloy wheels. 6.5J x 16. Four alloys. Standard on Highline T28 and T30 with 110PS and 150PS engines.	Z3E	PV/K	£755.00	£906.00	●	●
17" Devonport alloy wheels. 7J x 17. Four alloys. Standard on Highline T32 and 204PS engines.	Z8F	PV/K	–	–	●	●
All-weather tyres. Please contact your local Van Centre for availability on specific models.	Q31/J13	PV/K	From £145.00	From £174.00	From £145.00	From £174.00
Wheel and tyre accessories						
Tyre mobility kit in lieu of spare wheel. Includes 12V compressor and tyre sealant.	1G8	PV/K	○	○	○	○
Audio and communications						
Composition Colour DAB+ radio with 6.5" touch-screen.	I8I	PV/K	●	●	●	●
Discover Media navigation system with 8.0" touch-screen including 'Streaming & Internet'. Only in combination with free 1 year We Connect Plus (Z22). Subsequent years at an additional cost.	ZIE	PV/K	£1,205.00	£1,446.00	£1,205.00	£1,446.00

● Standard – Not available ○ At no extra cost

Where additional equipment is required by chosen options, this will be at additional cost. See the relevant option for recommended pricing or consult your local authorised Van Centre.

Some options may not be compatible with other options. To check the availability of your chosen options, please use our configurator or consult your local authorised Van Centre.

Detailed information regarding tyre efficiency labelling and technical specifications on all potential tyre fitments can be found by visiting the Volkswagen Commercial Vehicles online car configurator at www.volkswagen-vans.co.uk/en/configurator.html

PV **Panel van** K **kombi crew van**

Volkswagen Commercial Vehicles may change RRP's at any time (this includes where there are government changes in regulation and/or legislation). There may be a delay to any RRP displaying correctly on our materials. Always obtain prices from your chosen authorised Van Centre.

Options – panel van and kombi crew van (continued)

				Startline		Highline
Comfort and convenience	PR Code		Basic exc. VAT	Total RRP inc. VAT	Basic exc. VAT	Total RRP inc. VAT
Carpet floor covering in cab.	5AE	PV/K	£110.00	£132.00	£110.00	£132.00
Front fog lights with cornering function.	8WH	PV/K	£385.00	£462.00	●	●
High Beam Assist.	8G1	PV/K	–	–	£150.00	£180.00
LED headlights with LED daytime running lights and LED tail lights. Only in combination with a tailgate.	PXE	PV/K	–	–	£1,165.00	£1,398.00
LED headlights with separate LED daytime running lights.	PXH	PV/K	–	–	£990.00	£1,188.00
Tyre pressure loss indicator.	7K1	PV	£70.00	£84.00	£70.00	£84.00
		K	●	●	●	●
Tyre pressure monitoring system. Visual display of each tyre pressure is shown in the Multi-function display.	7K3	PV/K	£160.00	£192.00	£160.00	£192.00
Washer fluid level indicator and heated washer nozzles.	8W4	PV/K	£60.00	£72.00	£60.00	£72.00
Driver assistance						
Adaptive Cruise Control (ACC).	PAC	PV/K	£380.00	£456.00	●	●
Parking sensors, front and rear.	7X2	PV/K	£500.00	£600.00	●	●
Parking sensors, front and rear with Park Assist. Only in combination with a tailgate on Highline Panel van models.	7X5	PV/K	£810.00	£972.00	£320.00	£384.00

● Standard – Not available ○ At no extra cost

Where additional equipment is required by chosen options, this will be at additional cost. See the relevant option for recommended pricing or consult your local authorised Van Centre. Some options may not be compatible with other options. To check the availability of your chosen options, please use our configurator or consult your local authorised Van Centre.

PV **Panel van** K **kombi crew van**

Volkswagen Commercial Vehicles may change RRP's at any time (this includes where there are government changes in regulation and/or legislation). There may be a delay to any RRP displaying correctly on our materials. Always obtain prices from your chosen authorised Van Centre.

Upgrade your Transporter 6.1 with the discounted Business Pack.

Now you can drive away in an upgraded Volkswagen Transporter 6.1 for less.

Your Volkswagen Transporter 6.1 Startline can now feature rear parking sensors, climatic air-conditioning and an alarm for as little as **£1,120** +VAT. This pack provides you and your business with savings on some of our most popular and valuable features, so your business can stay ahead of the curve without breaking the bank. Available on Startline for both panel van and kombi crew van models.

A white Volkswagen Transporter 6.1 is parked in a driveway. In the background, a person is standing near a house, and a bicycle is visible in the garage area.

Options – panel van and kombi crew van (continued)

					Startline	Highline
Body and chassis	PR Code		Basic exc. VAT	Total RRP inc. VAT	Basic exc. VAT	Total RRP inc. VAT
Electric sliding door driver and passenger's side.	PT4	K	£1,060.00	£1,272.00	£1,060.00	£1,272.00
Exterior mirrors, power folding.	6XP	PV/K	£155.00	£186.00	●	●
Fuel tank – 80 litre volume.	0F5	PV/K	£70.00	£84.00	£70.00	£84.00
Hill descent control. 4MOTION only.	UG5	PV/K	£110.00	£132.00	£110.00	£132.00
Manual side sliding door, driver's side.	5R2	PV/K	£715.00	£858.00	£715.00	£858.00
Mechanical rear differential lock. 4MOTION only.	1Y4	PV/K	£680.00	£816.00	£680.00	£816.00
Power latching for sliding door, driver's side. Includes cost of additional sliding door on driver's side.	5R7	PV/K	£860.00	£1,032.00	£860.00	£1,032.00

● Standard – Not available ○ At no extra cost

Where additional equipment is required by chosen options, this will be at additional cost. See the relevant option for recommended pricing or consult your local authorised Van Centre. Some options may not be compatible with other options. To check the availability of your chosen options, please use our configurator or consult your local authorised Van Centre.


PV **Panel van** K **kombi crew van**

Volkswagen Commercial Vehicles may change RRP's at any time (this includes where there are government changes in regulation and/or legislation). There may be a delay to any RRP displaying correctly on our materials. Always obtain prices from your chosen authorised Van Centre.

Upgrade your Transporter 6.1 with the discounted Business Pack.

Now you can drive away in an upgraded Volkswagen Transporter 6.1 for less.

Your Volkswagen Transporter 6.1 Startline can now feature rear parking sensors, climatic air-conditioning and an alarm for as little as **£1,120** +VAT. This pack provides you and your business with savings on some of our most popular and valuable features, so your business can stay ahead of the curve without breaking the bank. Available on Startline for both panel van and kombi crew van models.



Options – chassis cab and dropside

Paint	PR Code	Chassis cab		Dropside	
		Basic exc. VAT	Total RRP inc. VAT	Basic exc. VAT	Total RRP inc. VAT
Solid. Bright Orange (E3E3), Candy White (B4B4), Cherry Red (4B4B), Ascot Grey (6U6U), Pure Grey (J2J2).	As shown	○	○	○	○
Metallic. Fortana Red (I9I9), Indium Grey (X3X3), Mojave Beige (1B1B), Starlight Blue (3S3S), Ravenna Blue (5Z5Z), Reflex Silver (8E8E).	As shown	£690.00	£828.00	£690.00	£828.00
Pearl effect. Deep Black (2T2T).	As shown	£690.00	£828.00	£690.00	£828.00

Upholstery	PR Code	Chassis cab		Dropside	
		Basic exc. VAT	Total RRP inc. VAT	Basic exc. VAT	Total RRP inc. VAT
Seat trim covers in Titanium Black ‘Double Grid’ cloth. Dashboard upper in Titanium Black, dashboard lower in Palladium, floor covering in Titanium Black.	NOA/PX	●	●	●	●
Seat trim covers in Palladium ‘Robusta’ cloth. Dashboard upper in Titanium Black, dashboard lower in Palladium, floor covering in Titanium Black.	NOR/GN	£145.00	£174.00	£145.00	£174.00
Seat trim covers in Palladium ‘Leatherette Mesh’. Dashboard upper in Titanium Black, dashboard lower in Palladium, floor covering in Titanium Black.	N2Q/GN	£75.00	£90.00	£75.00	£90.00

● Standard

– Not available

○ At no extra cost

Where additional equipment is required by chosen options, this will be at additional cost. See the relevant option for recommended pricing or consult your local authorised Van Centre. Some options may not be compatible with other options. To check the availability of your chosen options, please use our configurator or consult your local authorised Van Centre.

Volkswagen Commercial Vehicles may change RRP's at any time (this includes where there are government changes in regulation and/or legislation). There may be a delay to any RRP displaying correctly on our materials. Always obtain prices from your chosen authorised Van Centre.

Options – chassis cab and dropside (continued)

Body and chassis	PR Code	Chassis cab		Dropside	
		Basic exc. VAT	Total RRP inc. VAT	Basic exc. VAT	Total RRP inc. VAT
Fuel tank – 80 litre volume.	0F5	£75.00	£90.00	£75.00	£90.00
Low loader dropside body. Compared to the standard dropside, the low loader is approx. 135mm lower. Ideal for loading heavier cargo.	ZP2	–	–	£160.00	£192.00
Mudflaps.	6N2	–	–	£150.00	£180.00
Reinforced anti-roll bars, front and rear. Improves side tilt, roll stability, cross wind sensitivity and directional stability. Ideal for conversions with higher centres of gravity.	2MF	–	–	£245.00	£294.00
Retaining cables for tailgate. Can be used to keep the rear dropside in a horizontal position in order to extend the loading surface. Max load 150kg.	5T1	–	–	£240.00	£288.00
Shock absorbers, uprated. Stiffer shock absorbers, improve handling on poor terrain e.g. gravel.	2ML	–	–	£240.00	£288.00
Side drive under-protection. Strong tubular steel frame fixed underneath the dropside to reduce the risk of another road user slipping under the vehicle.	0S4	–	–	£160.00	£192.00
Suspension/shock absorption for heavy-duty version. Dropside only.	1BB	£145.00	£174.00	£150.00	£180.00
Tow bar preparation (including trailer stabilisation).	1D7	£235.00	£282.00	£240.00	£288.00
Towbar – fixed.	1D1	£550.00	£660.00	£565.00	£678.00
Two additional lashing rings for load restraint system.	6B4	–	–	£35.00	£42.00
Without model designation badge with badge for engine designation.	ONA	○	○	○	○
Safety and security					
Airbags – driver’s and front passenger’s side and curtain.	4X3	£470.00	£564.00	£470.00	£564.00
Anti-theft alarm system – with interior monitoring, back-up horn and tow-away protection.	7AQ	£300.00	£360.00	£300.00	£360.00
First aid kit with warning triangle and safety vest.	1T9	£55.00	£66.00	£55.00	£66.00
Two remote control folding keys.	8QJ	●	●	●	●

● Standard – Not available ○ At no extra cost

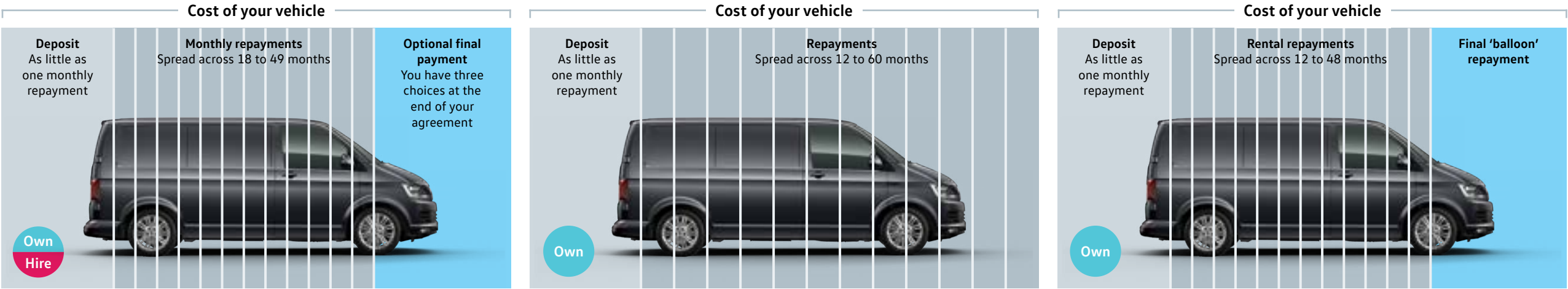
Where additional equipment is required by chosen options, this will be at additional cost. See the relevant option for recommended pricing or consult your local authorised Van Centre. Some options may not be compatible with other options. To check the availability of your chosen options, please use our configurator or consult your local authorised Van Centre.

Volkswagen Commercial Vehicles may change RRP's at any time (this includes where there are government changes in regulation and/or legislation). There may be a delay to any RRP displaying correctly on our materials. Always obtain prices from your chosen authorised Van Centre.

Finance made simple

As dedicated to finance as we are to your new Transporter 6.1

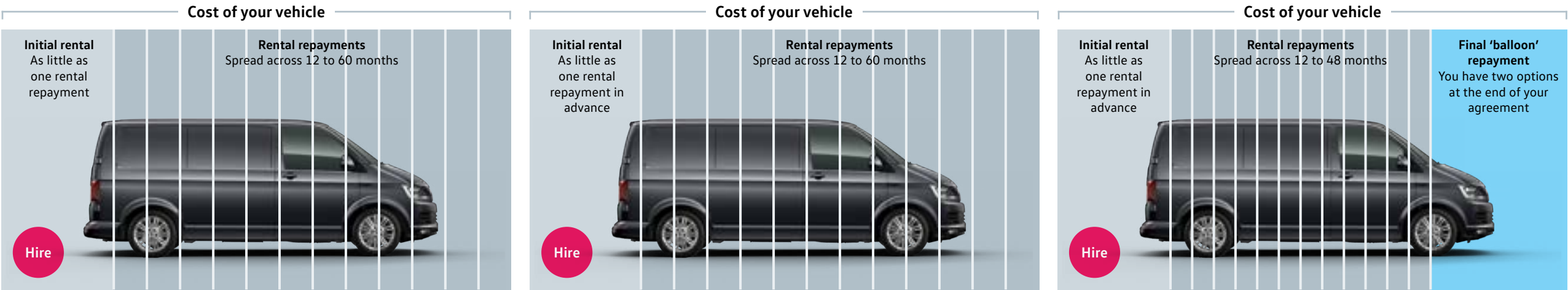
Learn more about our range of finance products to find a finance package that suits your budget. Alternatively, 'Click on' the Offers & Finance button above to find out more about our latest offers to help your business thrive.



Solutions Personal Contract Plan
Not sure if you want to own or hire? Make the decision later. Pay monthly payments for the length of your agreement. At the end you can decide to keep (once all payments have been made), upgrade or return the vehicle.

Hire Purchase
Make all the regular monthly payments. At the end the vehicles is yours.

Lease Purchase
Make lower monthly payments by deferring an amount until the end. Once paid the vehicle is yours.



Contract Hire
Pay fixed monthly rentals to hire the vehicle. Look after it so at the end you can return it hassle free.

Finance Lease (full pay out)
Pay monthly rentals to hire the vehicle. At the end you have two options. Sell the vehicle and receive a percentage of the sale proceeds. Or retain the use of your vehicle by paying a reduced annual rental.

Finance Lease (balloon repayment)
Pay monthly rentals to hire the vehicle. At the end you have two options. Sell the vehicle to settle the outstanding amount and receive any excess sale proceeds. Or pay the 'balloon' payment and retain the use of your vehicle by paying a reduced annual rental.

Finance subject to status. Available to 18s and over in the UK only. Terms and Conditions apply. Volkswagen Commercial Vehicle Financial Services.

Finance, insurance, servicing and warranties

Finance¹ and insurance.³
When it comes to paying for your van, we’ve got options including Contract Hire and Finance Lease, or Hire Purchase. We can also offer you insurance products with lots of features and benefits included as standard.

A choice of packages.²
Whether you prefer to lease your vehicles, with none of the concerns of ownership and the freedom to change models easily, or purchase outright to own the vehicle that’s perfect for your business, we’re here to help you consider your options.
You can go flexible, by choosing a payment plan that suits your finances, with options to reduce your monthly costs and your repayment period. Or choose a fixed monthly price that allows you to budget confidently for the longer term.

You can even include your road tax and servicing costs to arrive at one simple, all-inclusive payment. For more information, pick up a finance brochure, or ask at your Van Centre.

Volkswagen Commercial Vehicle Van Insurance.³
Annual Insurance
Comprehensive van insurance, designed specifically for Volkswagen Commercial Vehicles, to offer you maximum convenience with minimum hassle – just as you’d expect.
If you take out a new Volkswagen Commercial Vehicle Van Insurance policy you will receive the following benefits at no additional cost:

- All repairs are carried out by Volkswagen Commercial Vehicles Trained Technicians in Volkswagen Commercial Vehicles Authorised Repairers
- Genuine parts and accessories (excludes windscreen claims)
- Courtesy van while yours is being repaired
- Cover for the full cost of repairs to chips or other small damage to your windscreen
- Up to 90 days’ foreign use travel cover, if you’re driving in any of the countries listed in your policy booklet
- Up to £250 cover for personal belongings that are lost or damaged following an accident, fire or theft

For more information or to get a quote, call us on: **0345 877 6355**
We’re available Monday to Friday 9am-6pm.
Alternatively, visit www.insurewithvwc.co.uk/van-insurance

Servicing and support.
We’re here to keep your business moving, with our range of three award-winning⁴ servicing and maintenance options, as well as free Roadside Assistance. Some exclusions apply.
For more detail, please visit www.volkswagen-vans.co.uk/aftersales

Fixed cost maintenance.
This option is available for vehicles that are less than twelve months old and have covered less than 10,000 miles. It makes budgeting easier by splitting the cost of servicing into fixed monthly payments – whether you want Service only; Service and Maintenance; or Service, Maintenance and Tyres.

Service plans.⁵
Designed to keep you on the road, you can plan ahead and cover your next two services with a Service Plan. With the same pricing across all eligible models, we’ve made paying for your first two services as easy as possible with the option to pay upfront or spread the cost over 24 months.

Pay on demand.
If you’re looking for freedom and flexibility with your servicing, it’s good to know we’re ready when you are. So with our third option, you can choose to pay for your services as and when you need them, with our National Service Pricing. Ask your Van Centre for an up-to-date pricing guide.

Roadside Assistance.
We understand the need to keep you mobile. That’s why all new vans come with three-year, unlimited mileage roadside cover. Should the unexpected happen, one call gets you straight through to a team trained to help you through any breakdown or accident. Supporting you every day will be a team of vehicle technicians, fully-trained by Volkswagen and carrying the latest diagnostic equipment, specialist tools and parts.

Assistance benefits include:

- Assistance at home, by the roadside or place of work.
- Recovery to your preferred location.
- Onward travel, for you and your cargo.
- Cover 24 hours a day, 365 days a year.
- Free cover for three years (on new vehicles).
- Unlimited mileage.
- European cover.
- Option to extend cover beyond three years.

Warranties.
You can count on us long after you purchase your Transporter, thanks to its comprehensive three-year, 100,000 mile warranty. You choose Volkswagen because your business depends on it, year in, year out. While your Transporter is under warranty, we’ll fix any defect in manufacture or workmanship free of charge, even if you purchase and service the vehicle at different Van Centres. Some exclusions apply and the vehicle must be cared for using the guidance in your owner’s manual.

For more detail, please visit www.volkswagen-vans.co.uk/aftersales.

Extended warranty.
You can also extend your warranty beyond the three-year, 100,000 mile period, choosing either Comprehensive or Major Component cover, as a one-off or monthly payment.
For more detail of cover levels, along with terms and conditions, please visit www.volkswagencvwarranty.co.uk where you’ll also be able to obtain a quote and purchase an extended warranty.

Paint and body warranty.
Your Transporter’s exterior paintwork is covered against manufacturing defects for a period of three years, while its body sections and panels are covered against rusting through from the inside for twelve years. Some exclusions apply and the vehicle must be cared for using the guidance in your owner’s manual.

The Van Centre network.
Our **dedicated Van Centre network** is at the core of everything we do and is always there to help. As a separate brand within the Volkswagen Group, it makes sense to make use of your nearest Van Centre – it’s full of experts who understand your vehicle better than anyone else and can help you to get the most out of it.
Over **65 Van Centres** and **30 Authorised Repairers**, means you’re only around 45 minutes on average from our door.

1 Volkswagen Commercial Vehicles Insurance and Volkswagen Commercial Vehicle Financial Services are trading names of Volkswagen Financial Services (UK) Limited, Brunswick Court, Yeomans Drive, Blakelands, Milton Keynes MK14 5LR, which is authorised and regulated by the Financial Conduct Authority (FCA). Registered in England and Wales number: 2835230. Volkswagen Financial Services (UK) Limited financial services register number is 311988.
2 An offer of finance depends on certain conditions. Finance subject to status. Available to 18s and over. Terms and conditions apply. Volkswagen Commercial Vehicle Financial Services.
3 Volkswagen Commercial Vehicle Insurance is arranged by U K Insurance Business Solutions Limited and is underwritten by U K Insurance Limited. Calls may be recorded. Volkswagen Commercial Vehicle Financial Services is a trading name of Volkswagen Financial Services (UK) Limited (“VWFS UK”), registered in England and Wales No.2835230 (registered office: Brunswick Court, Yeomans Drive, Blakelands, Milton Keynes MK14 5LR). Until 31st October 2022 Volkswagen Insurance Service (Great Britain) Ltd operates as an appointed representative of VWFS UK, after this date all references to Volkswagen Insurance Service (Great Britain) Ltd should instead be read as VWFS UK. VWFS UK is authorised and regulated by the Financial Conduct Authority. VWFS UK and U K Insurance Limited are not part of the same corporate group.
4 Business Vans Awards 2014 and 2015: Best Service Package for Van Owners.
5 Covers first two consecutive services for vehicles under 1 year old, limited to 1 x Oil Service, 1 x Oil and Inspection Service and 1 x Pollen Filter.

Working with you	Design	Assistance systems	Choose your van	Transporter 6.1 panel van and kombi van	Customised	4MOTION	Optional equipment	Business Pack	Paint & upholstery	Wheels	Infotainment & connectivity	Technical information	Price list	Finance options	Finance, insurance, servicing & warranties	Accessories
------------------	--------	--------------------	-----------------	-----------------------------------------	------------	---------	--------------------	---------------	--------------------	--------	-----------------------------	-----------------------	------------	-----------------	--------------------------------------------	-------------

Accessories

100% safety and security.
100% Volkswagen.



Illustration includes options at extra charge.
Please contact your local Volkswagen Commercial Vehicles Van Centre for details of the standard equipment and optional extras available.

Add extra style, protection and practicality to your van, while still keeping it 100% Volkswagen.

Accessories allow you to go beyond options and truly customise your van. You might want extra capacity with roof attachments or a tow bar, add cab technology or even convert a work van into a weekend leisure vehicle.

Keep it 100% Volkswagen.
There are big advantages to purchasing approved accessories from us. They have all been designed with your Volkswagen in mind, so they're a perfect match for fit and style. They're built to be rugged, reliable and long-lasting.

Most accessories include a two-year warranty, but the great news is that if you order and fit them when you purchase a new van, we may be able to extend that to three years to match your vehicle's warranty. Ask your Van Centre for more detail.

Want to discover more?
Pop into your nearest Van Centre
or call **0800 717 131.**

The Transporter 6.1

This brochure supersedes all previous publications.
Issue: 15 May 2024
www.volkswagen-vans.co.uk

Please note: Screen technology does not allow exact reproduction of the paint and upholstery colours. Some of the vehicles shown are European specification and may be fitted with optional equipment or accessories that are available at extra cost, or do not reflect current specification. All data and specifications are in accordance with information available at the time of publication and are subject to change without notice. Vehicles not currently in UK stock and customer order vehicles may take a number of weeks for delivery. Certain combinations of vehicle specifications and factory-fitted options are not compatible and therefore all orders received are subject to confirmation. Models, factory fitted-options and paint and upholstery options are subject to availability. Please check details and availability with an authorised Volkswagen Van Centre at the time of ordering.