



NEW CITROËN ë-BERLINGO & BERLINGO VAN

Prices & Specifications

nothing
moves us
like Citroën

Effective from 1 June 2024 – MY24A (70)
Updated on 26 July to include Connected Services

NEW CITROËN E-BERLINGO & BERLINGO VAN

**| Like you,
it does it all.**



New Citroën Berlingo Van is your modern, sturdy and versatile business partner available in 2 body lengths.

The standard length M offers up to 3.9m³ load space, or you can increase capacity with the XL and up to 4.4m³. But your options don't end there...

Model trims

Enterprise	Driver	Crew Van Enterprise
------------	--------	---------------------

Ë-Berlingo Van Enterprise models include:

Comfort and convenience

- Air conditioning
- Electric power assisted steering with height and reach adjustable sport steering wheel
- Electric front windows with one-touch operation
- Integrated steering wheel audio controls

Seating and interior features

- 6 way adjustable drivers seat with adjustable headrest: Includes lumbar adjustment and armrest
- 4-way Passenger Seat (Reach/Rake)
- Full bulkhead compliant with ISO27956
- Overhead storage shelf in cabin
- 12 volt socket in dashboard
- Carpet floor in cabin
- 6 floor-mounted load securing rings

Technology & Entertainment

- Smartphone Station, Bluetooth® handsfree, and USB socket
- Citroën Connect Box with Emergency & Assistance system

Safety & Security

- Remote central locking with deadlocking. Selective cab and load area locking via 3-button plip remote control key
- Dashboard mounted central locking push button and auto locking above 7mph
- Electronic Stability Control and ABS with Hill Start Assist, EBA and EBFD
- Automatic activation of hazard warning lights on major deceleration
- Driver and front passenger airbag, row-1 side airbag (Thorax) and row-1 curtain airbag
- Seatbelts with action
- Rear parking sensors
- Cruise control with programmable speed limiter
- Lane Keep Assist
- Advanced Emergency Braking System
- Intelligent Speed Assistance Speed Limit Information
- Driver Attention Alert

Wheels, tyres and exterior style

- Tyre pressure monitor
- 16 inch grey steel wheels with half hubcap
- Puncture repair kit
- Black door handles, exterior mirrors, front/rear bumpers and side rubbing strips
- Sliding door rail cover – short black trim
- Short Antenna (200mm)

Lighting and visibility

- Two-speed and intermittent front wipers
- Height adjustable halogen headlights with integrated daytime running lights (DRLs)
- Automatic illumination of headlight control
- High level third brake light
- Electrically adjustable door mirrors with temperature sensor
- Manually folding door mirrors
- High Beam Assist

Doors and windows

- Sliding door, left side (standard on M)
- Twin sliding side doors (Standard on XL)
- Unglazed asymmetric rear doors, opening to 180 degrees

Electric Vehicle Specific

- Mode 3 charging cable with Type 2 connectors (6 meters) - for accelerated charging from wall boxes and dedicated public charging points
- 7.4kW single-phase onboard charger
- AVAS: Acoustic Vehicle Alerting System. Generates a sound when travelling at low speed, audible outside the vehicle for pedestrian safety
- Electric parking brake



Click the trim names to compare features.



Ë-BERLINGO ELECTRIC
BERLINGO PETROL/DIESEL



Model trims

Enterprise	Driver	Crew Van Enterprise
Berlingo Van Enterprise models include:		
<div>Comfort and convenience</div> <div>Air conditioning</div> <div>Electric power assisted steering with height and reach adjustable sport steering wheel</div> <div>Electric front windows with one-touch operation</div> <div>Integrated steering wheel audio controls</div>	<div>Safety & Security</div> <div>Remote central locking with deadlocking. Selective cab and load area locking via 3-button plip remote control key</div> <div>Dashboard mounted central locking push button and auto locking above 7mph</div> <div>Electronic Stability Control and ABS with Hill Start Assist, EBA and EBFD</div> <div>Automatic activation of hazard warning lights on major deceleration</div> <div>Driver and front passenger airbag, row-1 side airbag (Thorax) and row-1 curtain airbag</div> <div>Seatbelts with action</div> <div>Rear parking sensors</div> <div>Cruise control with programmable speed limiter</div> <div>Lane Keep Assist</div> <div>Advanced Emergency Braking System</div> <div>Intelligent Speed Assistance Speed Limit Information</div> <div>Driver Attention Alert</div> <div>Manual parking brake</div>	<div>Lighting and visibility</div> <div>Two-speed and intermittent front wipers</div> <div>Height adjustable halogen headlights with integrated daytime running lights (DRLs)</div> <div>Automatic illumination of headlight control</div> <div>High level third brake light</div> <div>Electrically adjustable door mirrors with temperature sensor</div> <div>Manually folding door mirrors</div> <div>High Beam Assist</div>
<div>Seating and interior features</div> <div>6 way adjustable drivers seat with adjustable headrest: Includes lumbar adjustment and armrest</div> <div>4-way Passenger Seat (Reach/Rake)</div> <div>Full bulkhead compliant with ISO27956</div> <div>Overhead storage shelf in cabin</div> <div>12 volt socket in dashboard</div> <div>Hard plastic floor protection in cabin</div> <div>6 floor-mounted load securing rings</div>	<div>Wheels, tyres and exterior style</div> <div>Tyre pressure monitor</div> <div>16 inch grey steel wheels with half hubcap</div> <div>Puncture repair kit</div> <div>Black door handles, exterior mirrors, front/rear bumpers and side rubbing strips</div> <div>Sliding door rail cover – short black trim</div> <div>Short Antenna (200mm)</div>	<div>Doors and windows</div> <div>Sliding door, left side (standard on M)</div> <div>Twin sliding side doors (Standard on XL)</div> <div>Unglazed asymmetric rear doors, opening to 180 degrees</div>
<div>Technology & Entertainment</div> <div>Smartphone Station, Bluetooth® handsfree, and USB socket</div> <div>Citroën Connect Box with Emergency & Assistance system</div>		



Click the trim names to compare features.



Ë-BERLINGO ELECTRIC
BERLINGO PETROL/DIESEL



NEW CITROËN Ë-BERLINGO & BERLINGO VAN

Model trims

Enterprise	Driver	Crew Van Enterprise
Ë-Berlingo Van Driver models include:		
<div>Comfort and convenience</div> <div>Air conditioning</div> <div>Electric power assisted steering with height and reach adjustable sport steering wheel</div> <div>Electric front windows with one-touch operation</div> <div>Dynamic Surround View - Digital rear view mirror and lateral side view, Blind spot, Front & Rear Park Assist, Flankguard detection of fixed obstacles, Reversing Camera with Top Rear Vision</div> <div>10 inch Digital Cluster</div> <div>Integrated steering wheel audio controls</div>	<div>Safety & Security</div> <div>Remote central locking with deadlocking. Selective cab and load area locking via 3-button plip remote control key</div> <div>Dashboard mounted central locking push button and auto locking above 7mph</div> <div>Perimetric and volumetric, Thatcham category 1 approved alarm with tilt sensor</div> <div>Automatic electronic parking brake</div> <div>Electronic Stability Control and ABS with Hill Start Assist, EBA and EBSD</div> <div>Automatic activation of hazard warning lights on major deceleration</div> <div>Driver & Passenger Front Airbags; Curtain Airbag; Side Airbags</div> <div>Seatbelts with action</div> <div>Rear parking sensors</div> <div>Cruise control with programmable speed limiter</div> <div>Lane Keep Assist</div> <div>Advanced Emergency Braking System</div> <div>Intelligent Speed Assistance Speed Limit Information</div> <div>Driver Attention Alert</div> <div>Short Antenna (200mm)</div>	<div>Lighting and visibility</div> <div>Rain-sensitive front wipers</div> <div>Eco LED headlights with integrated daytime running lights (DRLs)</div> <div>Automatic illumination of headlight control</div> <div>Front fog lights</div> <div>High level third brake light</div> <div>Electrically adjustable and folding door mirror: temperature sensor</div> <div>High Beam Assist</div>
<div>Seating and interior features</div> <div>6 way adjustable drivers seat with adjustable headrest: Includes lumbar adjustment and armrest</div> <div>EXTENSO® modular folding passenger bench seat with pivoting writing table, storage under central seat, load through hatch in bulkhead and load protection cover</div> <div>Overhead storage shelf in cabin</div> <div>12 volt socket in dashboard</div> <div>Carpet floor in cabin</div> <div>6 floor-mounted load securing rings</div>	<div>Wheels, tyres and exterior style</div> <div>Tyre pressure monitor</div> <div>16 inch steel wheels with 'Twirl' wheel cover</div> <div>Puncture repair kit</div> <div>Body colour door handles, rear bumpers and sliding door rail cover</div> <div>Painted black exterior mirrors & side rubbing strips</div>	<div>Doors and windows</div> <div>Sliding door, Left side (Standard on M)</div> <div>Twin sliding side doors (Standard on XL)</div> <div>Unglazed asymmetric rear doors, opening to 180</div> <div>Electric Vehicle Specific</div> <div>Mode 3 charging cable with Type 2 connector meters) - for accelerated charging from wall br and dedicated public charging points</div> <div>7.4kW single-phase onboard charger</div> <div>AVAS: Acoustic Vehicle Alerting System. Generates sound when travelling at low speed, audible to the vehicle for pedestrian safety</div>

* Includes Real Time Traffic updates (6 months*) & SpeedCam (6 months*) subject to subscription – [click here](#) to subscribe



Click the trim names to compare features.



Ë-BERLINGO ELECTRIC
BERLINGO PETROL/DIESEL



Model trims

Enterprise	Driver	Crew Van Enterprise
Berlingo Van Driver models include:		
Comfort and convenience Air conditioning Electric power assisted steering with height and reach adjustable sport steering wheel Electric front windows with one-touch operation Dynamic Surround View - Digital rear view mirror and lateral side view, Blind spot, Front & Rear Park Assist, Flankguard detection of fixed obstacles, Reversing Camera with Top Rear Vision 10 inch Digital Cluster Integrated steering wheel audio controls	Safety & Security Remote central locking with deadlocking. Selective cab and load area locking via 3-button plip remote control key Dashboard mounted central locking push button and auto locking above 7mph Perimetric and volumetric, Thatcham category 1 approved alarm with tilt sensor Automatic electronic parking brake Electronic Stability Control and ABS with Hill Start Assist, EBA and EBFD Automatic activation of hazard warning lights on major deceleration Driver & Passenger Front Airbags; Curtain Airbag; Side Airbags Seatbelts with action Rear parking sensors Cruise control with programmable speed limiter Lane Keep Assist Advanced Emergency Braking System Intelligent Speed Assistance Speed Limit Information Driver Attention Alert Short Antenna (200mm)	Lighting and visibility Rain-sensitive front wipers Eco LED headlights with integrated daytime running lights (DRLs) Automatic illumination of headlight control Front fog lights High level third brake light Electrically adjustable and folding door mirrors with temperature sensor High Beam Assist
Seating and interior features 6 way adjustable drivers seat with adjustable headrest: Includes lumbar adjustment and armrest EXTENSO® modular folding passenger bench seat with pivoting writing table, storage under central seat, load through hatch in bulkhead and load protection cover Overhead storage shelf in cabin 12 volt socket in dashboard Hard plastic floor protection in cabin 6 floor-mounted load securing rings	Wheels, tyres and exterior style Tyre pressure monitor 16 inch steel wheels with 'Twirl' wheel cover Puncture repair kit Body colour door handles, rear bumpers and sliding door rail cover Painted black exterior mirrors & side rubbing strips	Doors and windows Sliding door, Left side (Standard on M) Twin sliding side doors (Standard on XL) Unglazed asymmetric rear doors, opening to 180 degrees
Technology & Entertainment My Citroën Drive Plus featuring 10 inch HD Colour touchscreen with Citroën Connect Navigation & DAB radio, Mirror Screen® (Apple CarPlay™ and Android Auto™), Bluetooth® handsfree, and USB socket* Citroën Connect Box with Emergency & Assistance system		



Click the trim names to compare features.



Ë-BERLINGO ELECTRIC
BERLINGO PETROL/DIESEL



* Includes Real Time Traffic updates (6 months*) & SpeedCam (6 months*) subject to subscription – [click here](#) to subscribe

Model trims

Enterprise	Driver	Crew Van Enterprise
Ë-Berlingo Crew Van Enterprise models include:		
Comfort and convenience Air conditioning Electric power assisted steering with height and reach adjustable sport steering wheel Electric front windows with one-touch operation Integrated steering wheel audio controls	Safety & Security Remote central locking with deadlocking. Selective cab and load area locking via 3-button plip remote control key Dashboard mounted central locking push button and auto locking above 7mph Electronic Stability Control and ABS with Hill Start Assist, EBA and EBFD Automatic activation of hazard warning lights on major deceleration Driver & Passenger Front Airbags; Curtain Airbag; Side Airbags Seatbelts with action Rear parking sensors Cruise control with programmable speed limiter Lane Keep Assist Advanced Emergency Braking System Intelligent Speed Assistance Speed Limit Information Driver Attention Alert Short Antenna (200mm)	Lighting and visibility Two-speed and intermittent front wipers Height adjustable halogen headlights with integrated daytime running lights (DRLs) Automatic illumination of headlight control High level third brake light Electrically adjustable door mirrors with temperature sensor Manually folding door mirrors High Beam Assist
Seating and interior features 6 way adjustable drivers seat with adjustable headrest: Includes lumbar adjustment and armrest 4-way Passenger Seat (Reach/Rake) with adjustable headrest and storage/trays on back of seat Two-position moveable ladder frame bulkhead Overhead storage shelf in cabin 12 volt socket in dashboard Carpet floor in cabin Hard plastic floor protection in load area 6 floor-mounted load securing rings Three-seat second-row bench with Rear lap and diagonal inertia-reel seatbelts	Wheels, tyres and exterior style Tyre pressure monitor 16 inch grey steel wheels with half hubcap Puncture repair kit Black door handles, exterior mirrors, front/rear bumpers and side rubbing strips Sliding door rail cover – short black trim	Doors and windows Twin sliding side doors (Standard on XL) Unglazed asymmetric rear doors, opening to 180 degrees
Technology & Entertainment Smartphone Station, Bluetooth® handsfree, and USB socket Citroën Connect Box with Emergency & Assistance system		Electric Vehicle Specific Mode 3 charging cable with Type 2 connectors (6 meters) - for accelerated charging from wall boxes and dedicated public charging points 7.4kW single-phase onboard charger AVAS: Acoustic Vehicle Alerting System. Generates a sound when travelling at low speed, audible outside the vehicle for pedestrian safety Electric parking brake



Click the trim names to compare features.



Ë-BERLINGO ELECTRIC
BERLINGO PETROL/DIESEL



Model trims

Enterprise	Driver	Crew Van Enterprise
Berlingo Crew Van Enterprise models include:		
Comfort and convenience Air conditioning Electric power assisted steering with height and reach adjustable sport steering wheel Electric front windows with one-touch operation Integrated steering wheel audio controls	Safety & Security Remote central locking with deadlocking. Selective cab and load area locking via 3-button plip remote control key Dashboard mounted central locking push button and auto locking above 7mph Electronic Stability Control and ABS with Hill Start Assist, EBA and EBFD Automatic activation of hazard warning lights on major deceleration Driver & Passenger Front Airbags; Curtain Airbag; Side Airbags Seatbelts with action Rear parking sensors Cruise control with programmable speed limiter Lane Keep Assist Advanced Emergency Braking System Intelligent Speed Assistance Speed Limit Information Driver Attention Alert Short Antenna (200mm) Manual parking brake	Lighting and visibility Two-speed and intermittent front wipers Height adjustable halogen headlights with integrated daytime running lights (DRLs) Automatic illumination of headlight control High level third brake light Electrically adjustable door mirrors with temperature sensor Manually folding door mirrors High Beam Assist
Seating and interior features 6 way adjustable drivers seat with adjustable headrest: Includes lumbar adjustment and armrest 4-way Passenger Seat (Reach/Rake) with adjustable headrest and storage/trays on back of seat Two-position moveable ladder frame bulkhead Overhead storage shelf in cabin 12 volt socket in dashboard Hard plastic floor protection in cabin Hard plastic floor protection in load area 6 floor-mounted load securing rings Three-seat second-row bench with Rear lap and diagonal inertia-reel seatbelts		Doors and windows Twin sliding side doors (Standard on XL) Unglazed asymmetric rear doors, opening to 180 degrees
Technology & Entertainment Smartphone Station, Bluetooth® handsfree, and USB socket Citroën Connect Box with Emergency & Assistance system	Wheels, tyres and exterior style Tyre pressure monitor 16 inch grey steel wheels with half hubcap Puncture repair kit Black door handles, exterior mirrors, front/rear bumpers and side rubbing strips Sliding door rail cover – short black trim	



Click the trim names to compare features.



Ë-BERLINGO ELECTRIC
BERLINGO PETROL/DIESEL



NEW CITROËN Ë-BERLINGO VAN

Prices

Trim	Length	ELECTRIC	Maximum indicative payload (kg)	Load space (m³)*	Gross Vehicle Weight (kg)	WLTP CO ₂ g/km***	LCDV Codes	Basic MRRP†	Government grant^	Basic price after PiVG
Enterprise	M	ë-Berlingo Panel Van M 50kWh Auto Enterprise	781	3.3	2455	0	2CK91CNZIFT0A070	£27,955	£2,500	£25,455
	XL	ë-Berlingo Panel Van XL 50kWh Auto Enterprise	709	3.9	2450	0	2CK95CNZIFT0A070	£28,905	£2,500	£26,405
Driver	M	ë-Berlingo Panel Van M 50kWh Auto Driver	759	3.3	2450	0	2CK91CNZIFT09Q70	£30,055	£2,500	£27,555
	XL	ë-Berlingo Panel Van XL 50kWh Auto Driver	691	3.9	2450	0	2CK95CNZIFT09Q70	£31,005	£2,500	£28,505
Crew Van Enterprise	XL	ë-Berlingo Crew Van XL 50kWh Auto Enterprise	642	1.8**	2455	0	2CK9SLEZIFT0A070	£30,505	£2,500	£28,005



All information and prices correct at time of publication, but are subject to change at any time without prior notice (which may occur as a result of matters including, but not limited to, any changes in legislation and/or any changes by the government). Please see our Prices and Specifications brochures or contact your local Citroën Retailer for the most up-to-date prices and specification details for all models. CO₂ figures above are for a standard vehicle without any additional optional equipment. The addition of optional extras could increase the certified CO₂ emission output.

* Driver versions benefit from the EXTENSO® seat which provides an additional load length of 1273 mm and increases the load volume by 0.6 m³.

** Crew Van dimensions are based upon figures with the 2nd row seats in place. For information on dimensions with 2nd row seats folded, and 2nd row seats folded with EXTENSO® seat, please refer to Berlingo Dimensions page.

***WLTP figures shown are for comparison purposes and should only be compared to the fuel consumption and CO₂ values of other vans tested to the same technical standard. The fuel consumption achieved, and CO₂ produced, in real world conditions will depend upon a number of factors including, but not limited to: the accessories fitted (pre and post registration); variations in weather; driving styles and vehicle load. The WLTP (Worldwide Harmonised Light Vehicles Test Procedure) is used to measure fuel consumption and CO₂ figures.

† All Manufacturer's Recommended Basic Prices are exclusive of V.A.T., Delivery to Retailer and Number Plates, Government First Registration Fee and Vehicle Excise Duty.

^ The Government PiVG is worked out at 35% of the Base Vehicle Price (incl. VAT) and including any discounts applied up to a maximum of £2,500.

Legal notice ELECTRIC VEHICLES:

The range and electric consumption figures mentioned comply with the WLTP test procedure, on the basis of which new vehicles are type approved from 1 September 2018. They may vary depending on actual conditions of use and on different factors such as: speed, thermal comfort on board the vehicle, driving style and outside temperature. The charging time depends in particular on the power of the charger on board the vehicle, the charging cable and the type and power of the charging station used.

NEW CITROËN BERLINGO VAN

Prices

Trim	Length	ICE	Maximum indicative payload (kg)	Load space (m³)*	Gross Vehicle Weight (kg)	WLTP CO₂ g/km ***	LCDV Codes	Basic MRRP†
Enterprise	M	Berlingo Van M PureTech 110 S&S 6-speed Manual Enterprise	990	3.3	2310	142-171	2CK91CNL5KT0A070	£19,555
	M	Berlingo Van M BlueHDi 100 S&S 6-speed Manual Enterprise	982	3.3	2370	136-161	2CK91CNP6KT0A070	£20,555
	M	Berlingo Van M BlueHDi 130 S&S EAT8 Auto Enterprise	984	3.3	2385	143-171	2CK91CNP41T0A070	£22,955
	XL	Berlingo Van XL BlueHDi 100 S&S 6-speed Manual Enterprise	939	3.9	2380	136-161	2CK95CNP6KT0A070	£21,505
	XL	Berlingo Van XL BlueHDi 130 S&S EAT8 Auto Enterprise	953	3.9	2400	143-171	2CK95CNP41T0A070	£23,905
Driver	M	Berlingo Van M BlueHDi 100 S&S 6-speed Manual Driver	982	3.3	2390	136-161	2CK91CNP6KT09Q70	£22,655
	M	Berlingo Van M BlueHDi 130 S&S EAT8 Auto Driver	982	3.3	2400	143-171	2CK91CNP41T09Q70	£25,055
	XL	Berlingo Van XL BlueHDi 100 S&S 6-speed Manual Driver	936	3.9	2400	136-161	2CK95CNP6KT09Q70	£23,605
	XL	Berlingo Van XL BlueHDi 130 S&S EAT8 Auto Driver	927	3.9	2400	143-171	2CK95CNP41T09Q70	£26,005
Crew Van Enterprise	XL	Berlingo Crew Van XL BlueHDi 100 S&S 6-speed manual Enterprise	840	1.8**	2400	136-161	2CK9SLEP6KT0A070	£23,105



Smartphone Station

All information and prices correct at time of publication, but are subject to change at any time without prior notice (which may occur as a result of matters including, but not limited to, any changes in legislation and/or any changes by the government). Please see our Prices and Specifications brochures or contact your local Citroën Retailer for the most up-to-date prices and specification details for all models. CO₂ figures above are for a standard vehicle without any additional optional equipment. The addition of optional extras could increase the certified CO₂ emission output.

* Driver versions benefit from the EXTENSO® seat which provides an additional load length of 1273 mm and increases the load volume by 0.6 m³.

** Crew Van dimensions are based upon figures with the 2nd row seats in place. For information on dimensions with 2nd row seats folded, and 2nd row seats folded with EXTENSO® seat, please refer to Berlingo Dimensions page.

***WLTP figures shown are for comparison purposes and should only be compared to the fuel consumption and CO₂ values of other vans tested to the same technical standard. The fuel consumption achieved, and CO₂ produced, in real world conditions will depend upon a number of factors including, but not limited to: the accessories fitted (pre and post registration); variations in weather; driving styles and vehicle load. The WLTP (Worldwide Harmonised Light Vehicles Test Procedure) is used to measure fuel consumption and CO₂ figures.

† All Manufacturer's Recommended Basic Prices are exclusive of V.A.T., Delivery to Retailer and Number Plates, Government First Registration Fee and Vehicle Excise Duty.

NEW CITROËN Ë-BERLINGO & BERLINGO VAN

Equipment

• Standard equipment

◦ Cost option

* Additional terms & conditions apply to connected services, including customer acceptance of location sharing prior to activation. Subject to subscription - after you have taken delivery of your vehicle, please [click here](#) to subscribe.

	Panel Van		Crew Van
	Enterprise	Driver	Enterprise
Technology and entertainment			
Smartphone Station, Bluetooth® handsfree, and USB socket	•		•
Smartphone Station with Citroën Connect DAB radio, Bluetooth® handsfree, and USB socket	◦		◦
My Citroën Drive Plus featuring 10 inch HD Colour touchscreen with Citroën Connect Navigation & DAB radio, Mirror Screen® (Apple CarPlay™ and Android Auto™), Bluetooth® handsfree, and USB socket. Includes Real Time Traffic updates (6 months*) & SpeedCam (6 months*) <small>*subject to subscription – click here to subscribe</small>	◦	•	◦
Citroën Connect Box with Emergency & Assistance system	•	•	•

Safety and security			
Remote central locking with deadlocking. Selective cab and load area locking via 3-button plip remote control key	•	•	•
Dashboard mounted central locking push button and auto locking above 7mph	•	•	•
Perimetric and volumetric, Thatcham category 1 approved alarm with tilt sensor	◦	•	◦
Manual parking brake <small>PureTech and BlueHDi only</small>	•		•
Automatic electronic parking brake <small>Standard on ë-Berlingo Enterprise</small>	◦	•	
Electronic Stability Control and ABS with Hill Start Assist, EBA and EBFD	•	•	•
Automatic activation of hazard warning lights on major deceleration	•	•	•
Driver & Passenger Front Airbags; Curtain Airbag; Side Airbags	•	•	•
Rolling code transponder immobiliser (Thatcham approved)	•	•	•
Visible VIN at base of windscreen	•	•	•
Lockable fuel cap (petrol and diesel versions only)	•	•	•
Cruise control with programmable speed limiter	•	•	•
Driver / Passenger seatbelt unfastened warning	•	•	•
Lane Keep Assist	•	•	•
Advanced Emergency Braking System	•	•	•
Intelligent Speed Assistance Speed Limit Information	•	•	•
Driver Attention Alert	•	•	•

	Panel Van		Crew Van
	Enterprise	Driver	Enterprise
Comfort and convenience			
Air conditioning	•	•	•
Electric power assisted steering with height and reach adjustable sport steering wheel	•	•	•
Electric front windows with one-touch operation	•	•	•
Rear parking sensors	•	•	•
Dynamic Surround View: Digital rear view mirror and lateral side view, Blind spot, Front & Rear ark Assist, Flankguard detection of fixed obstacles, Reversing Camera with Top Rear Vision	◦	•	

Lighting and visibility			
Two-speed and intermittent front wipers	•		•
Automatic windscreen wipers, Magic Wash® and integrated steering wheel audio controls	◦	•	◦
Height adjustable halogen headlights with integrated daytime running lights (DRLs)	•		•
Eco LED Headlights with integrated daytime running lights (DRLs)		•	
Automatic illumination of headlight control	•	•	•
Front fog lights	◦	•	
High level third brake light	•	•	•
Electrically adjustable door mirrors with temperature sensor	•		•
Manually folding door mirrors	•		•
Electrically adjustable and folding door mirrors with temperature sensor		•	
High Beam Assist	•	•	•

Doors and windows			
Nearside side sliding door	•	•	
Twin sliding side doors <small>(Standard on XL and Crew only)</small>	•	•	•
Unglazed asymmetric rear doors, opening to 180 degrees	•	•	•

NEW CITROËN ë-BERLINGO & BERLINGO VAN

Equipment

• Standard equipment

◦ Cost option

* Additional terms & conditions apply to connected services, including customer acceptance of location sharing prior to activation. Subject to subscription - after you have taken delivery of your vehicle, please [click here](#) to subscribe.

	Panel Van		Crew Van
	Enterprise	Driver	Enterprise
Seating and interior features			
6 way adjustable drivers seat with adjustable headrest: Includes lumbar adjustment and armrest	•	•	•
4 way folding single passenger seat	•		
Three-seat second-row bench with Rear lap and diagonal inertia-reel seatbelts			•
EXTENSO® modular folding passenger bench seat with pivoting writing table, storage under central seat, load through hatch in bulkhead and load protection cover	◦	•	
4-way Passenger Seat (Reach/Rake) with adjustable headrest and storage/trays on back of seat			•
Full bulkhead compliant with ISO27956	•		
Two-position moveable ladder frame bulkhead			•
Overhead storage shelf in cabin	•	•	•
Front door pockets with 1.5l bottle holders	•	•	•
12 volt socket in dashboard	•	•	•
Hard plastic floor protection in cabin (not available on ë-Berlingo versions)	•	•	•
Carpet floor in cabin (on ë-Berlingo versions only)	•	•	•
6 floor-mounted load securing rings	•	•	•
Hard plastic floor protection in load area			•

	Panel Van		Crew Van
	Enterprise	Driver	Enterprise
Wheels, tyres and exterior style			
Tyre pressure monitor	•	•	•
16 inch grey steel wheels with half hubcap	•		•
16 inch steel wheels with ‘Twirl’ wheel cover		•	
16 inch ‘Starlit’ black alloy wheels	◦	◦	
Puncture repair kit	•	•	•
Black side rubbing strips	•		•
Painted black side rubbing strips		•	
Black door handles	•		•
Body colour door handles		•	
Black front & rear bumpers	•		•
Body colour rear bumpers		•	
Sliding door rail cover - Short black trim	•		•
Body coloured sliding door rail cover		•	
Black exterior mirrors	•		•
Painted black exterior mirrors		•	

Instruments			
Rev counter with maintenance and gear efficiency (GEI) indicators (petrol and diesel versions only)	•	•	•
Multi-function on-board trip computer	•	•	•
Door opening warning and audible lights-on warning	•	•	•

Electric Vehicle Specific			
Mode 3 charging cable with Type 2 connectors (6 meters) - for accelerated charging from wall boxes and dedicated public charging points	•	•	•
7.4kW single-phase onboard charger	•	•	•
AVAS: Acoustic Vehicle Alerting System. Generates a sound when travelling at low speed, audible outside the vehicle for pedestrian safety	•	•	•

NEW CITROËN ë-BERLINGO & BERLINGO VAN

All Manufacturer's Recommended Basic Prices are exclusive of VAT.

Options

• Standard equipment

* Additional terms & conditions apply to connected services, including customer acceptance of location sharing prior to activation. Subject to subscription - after you have taken delivery of your vehicle, please subscribe on: <https://services-store.citroen.co.uk/>

		Panel Van				Crew Van	
		Enterprise		Driver		Enterprise	
Safety and security	Option Code	Electric	PureTech/ BlueHDi	Electric	PureTech/ BlueHDi	Electric	PureTech/ BlueHDi
Perimetric and volumetric, Thatcham category 1 approved alarm with tilt sensor	AB13	£225		•		£225	
Technology and entertainment	Option Code						
My Citroën Drive Plus featuring 10 inch HD Colour touchscreen with Citroën Connect Navigation & DAB radio, Mirror Screen® (Apple CarPlay™ and Android Auto™), Bluetooth® handsfree, and USB socket. Includes Real Time Traffic updates (3 years*) & SpeedCam (3 years*) <small>*subject to subscription - click here to subscribe</small>	ZJA4	£850		•		£850	
Smartphone Station with DAB <small>Smartphone Station with DAB is a free of charge option for the UK, Retailers must select this option when ordering a vehicle to receive the Smartphone Station with DAB</small>	ZJA0	£0				£0	
Load carrying							
Glazed window in bulkhead	PX35	£60 ¹					
Offside sliding side loading door	PC19	£275 ²		£275 ²		•	
Glazed asymmetric rear doors, opening to 180 degrees. Window in larger door is heated and includes a windscreen wiper	PB04	£200 ³				•	
EXTENSO® modular folding passenger bench seat with pivoting writing table, load through hatch in bulkhead and load protection cover, driver's lumbar adjustment, storage under central seat, electric parking brake	ME08	£450		•			
Non-skid wood floor trim	GB33	£270		£270		£270	
Electric vehicle specific							
11 kW three-phase onboard charger - offers faster charging only where three-phase power is available ⁴	LZ04	£350		£350		£350	
Wheels, tyres & driving characteristics							
16 inch 'Starlit' Black Alloy wheels	DZSC	£300 ⁵		£300 ⁵			
Full size steel spare wheel	LV00	£140 ⁶		£140 ⁶		£140 ⁶	

1 Not Compatible with Bulkhead/Bench Seat (ME08).

2 Standard on long wheelbase Panel Vans & all wheelbase Crew Van.

3 Not compatible with City Pack (N202).

4 11 kW three-phase onboard charger option is not recommended unless you intend to charge your New ë-Berlingo Van primarily from a source connected to three-phase power (unlikely if a home charge point). Using this charger in conjunction with a single-phase power source will actually charge your vehicle more slowly than the standard 7.4 kW single-phase onboard charger.

Apple CarPlay is a trademark of Apple Inc. Apple and iPhone are trademarks of Apple Inc., registered in the US and other countries. Android is a trademark of Google Inc., also registered in the US and other countries. Services may require a subscription/fee and are subject to mobile network coverage and availability

Extenso® cabin

The modular Extenso® cab features three seats plus useful flexibility and smart storage spaces. It also accommodates longer objects from the rear extending load length to up to 3.44 m.

Three individual seats in the front for your team.



The central seatback can be folded down to access a pivoting table.



Fold the side passenger seat up to provide additional space for transporting fragile loads in the footwell.



NEW CITROËN E-BERLINGO & BERLINGO VAN

All Manufacturer's Recommended Basic Prices are exclusive of VAT.

Options

• Standard equipment

* Additional terms & conditions apply to connected services, including customer acceptance of location sharing prior to activation. Subject to subscription - after you have taken delivery of your vehicle, please subscribe on: <https://services-store.citroen.co.uk/>

			Panel Van				Crew Van	
			Enterprise		Driver		Enterprise	
Packs	Option Code	Electric	PureTech/BlueHDi	Electric	PureTech/BlueHDi	Electric	PureTech/BlueHDi	
Cargo Pack: Four stowage rings, LED reinforced lighting, 12V socket in loading area	ES03	£250		£250				
Worksite Kit Pack: Grip Control with Hill Descent Assist, Michelin Latitude Tour Mud and Snow tyres, increased ground clearance, underbody protection plate and full sized spare wheel	GA03	£450				£450		
Access & Go Pack: Keyless Access, Automatic Climate Control, Electric Parking Brake, Automatic Windscreen Wipers, Automatic Headlamps, Fog Lights, Foldable Door Mirrors	J2ML	£400	£500					
Drive Assist Pack: Highway Integrated Assist (HIA), Adaptive Cruise Control with Stop & Go (ACC), Lane Positioning Assist (LPA), Advanced Emergency Braking System 3, Extended Traffic Sign Recognition	ZVL0	£1,250 ⁷						
Winter Pack: Leather Heated Steering Wheel, Heatpump, Automatic Air Conditioning and Recirculation System	J6SR	£350						
Advanced Comfort Seats Pack: Advanced Comfort Trim, Lumbar Settings and Armrests, Modular Bulkhead & Passenger Bench Seat	OPDV	£400	£500					

Exterior style				
Icy White flat paint	P0PR	•	•	•
Kiama Blue metallic paint	ONM6	£500	£500	£500
Cumulus Grey metallic paint	M0F4	£500	£500	£500
Perla Nera Black metallic paint	M09V	£500	£500	£500
Arctic Steel special paint	E0ZR	£600 ⁸		£600 ⁸
Passion Red special paint	E0X9	£600 ⁸		£600 ⁸

5 Not Compatible with Worksite Pack (GA03). Not Compatible with Crew Van.

6 Incompatible with Worksite Pack.

7 Not compatible with L5K & P6K engine.

8 Special paint subject to extended lead times.

Citroën Connected Services

Vehicles equipped with the Citroën Connect box, have an embedded SIM card. So as well as the safety features of this system, a range of other 'connected services' which require data transmission, can be offered on a subscription basis. Additional terms & conditions apply to connected services, including customer acceptance of location sharing prior to activation. Subject to subscription - after you have taken delivery of your vehicle, please subscribe on: <https://services-store.citroen.co.uk/>

Telemaintenance: proactive monitoring of your vehicle & contact when something needs attention

Real Time Traffic & Speedcam Package: live data to enhance the Citroën Connect Nav system

Service availability depends on the hardware on each vehicle. To see if your vehicle is eligible for any services and subscribe, log in or create an account on <https://services-store.Citroën.co.uk/>

SpeedCam/Danger Zones package

The SpeedCam/Danger Zones package helps you identify situations which require increased attention by sending you both audible and visual alerts (subject to settings). Within the UK the service highlights different types of speed cameras, and red light cameras, as well as accident blackspots. While the service is operational across most of Europe, it adapts as necessary when travelling in different countries to ensure the local laws with respect to Speed Camera identification are followed. This option can be added to your Citroën Connect Nav subscription at any time. Please visit <https://services-store.citroen.co.uk/> to subscribe.

Dynamic surround view

Incorporates a digital rear-view mirror with cameras above the rear door and in the nearside exterior door mirror, extending the view of traditional rear view mirrors. The system features include:

- Side blind spot detection – Enables the driver to clearly see obstacles on the nearside.
- Visiopark 180° rear parking camera – Working with 12 parking sensors enables safer reversing as the driver is now able to view a larger area via the digital display screen. Automatically activates when reverse gear is engaged or the rear doors are opened.



Your mobile office

Along with a secure top box for safe storage of laptops, Berlingo Van also offers wireless charging to help you work on the move.



Berlingo also includes a fleet management service offer...



Preventative Maintenance

For 4 Years for Customers managed
by DEALERS
(B2C & SME)

OR



Fleet Management Data Pack

For 4 Years for customers managed
by NSC KMAs
(Major Fleets, RAC & Leasing)

The Preventative Maintenance Service via Free2Move is designed to help monitor and optimize the health of commercial vehicle fleets, offering support through live alerts and upcoming maintenance reports. This makes it easier for fleet managers to keep their vehicles in good working condition, saving time and money.

- Fleet Dashboard View
- Maintenance Tracking
- Report via Email
- Vehicle Health Alerts
- Van Maintenance Appointment

Customers can upgrade (via subscription) to Connect Fleet. This management platform is a full version opening up a broader spectrum of possibilities. With Connect Fleet customers can optimise the use of their vehicles by gaining access to consumption reports, mechanical alerts, eco driving and driving behaviour reports and vehicle geolocation in the event of theft in real time.

For more details [click here](#)

For contact [click here](#)

Natively embedded telematics data via My Citroën is already included in vehicle purchase for eligible vehicles. This enables a multitude of fleet management use cases to boost fleet efficiency, safety and sustainability, including:

- Fuel Management,
- Vehicle Health Monitoring & Maintenance Management,
- Route Optimization,
- Driver Monitoring,
- EV Charging Management

Benefits for Fleet Customers

- Compatible with any Fleet Management Service Provider
- No expenses for aftermarket device, no additional data costs for customer
- No downtime for installation
- Seamless, immediate and zero-touch activation, rapid deployment at scale
- As telematics system is fully integrated in vehicle, data source is primary and will not be a third party approximation.

For more details [click here](#)



For contact [click here](#)

4 YEARS TRANSFERABLE

4 YEARS NON-TRANSFERABLE

Colours, wheels and interior

Body colours



(SP) Special Paint*
(M) Metallic
(F) Flat

*Not available on Driver Edition.
Option availability varies according to version/engine/trim level.
Some options are only available as part of a pack.
Please refer to the options page for further information.

Wheels



16 inch grey steel wheels
with black half hub cap
Standard on Enterprise.



16 inch black steel wheels
with full size hub cap
Standard on Driver.



16 inch 'Starlit'
black alloy wheels
Optional on Enterprise and Driver.
Not compatible with Crew Van or
Worksite Pack.

Interior ambience



Curitiba Grey

NEW CITROËN Ë-BERLINGO & BERLINGO VAN

Technical

	PureTech 110 S&S 6-speed manual	BlueHDi 100 S&S 6-speed manual	BlueHDi 130 S&S automatic
Engine			
Capacity (cc)	1199	1499	1499
Cylinders / Valves	3 / 12	4 / 16	4 / 16
Max power CEE (kW(bhp)/rpm)	81 (110) / 5500	75 (102) / 3750	96 (131) / 3750
Max torque CEE (Nm (lb/ft)/rpm)	205 (151) / 1750	250 (184) / 1750	300 (221) / 1750
Bore and stroke (mm)	75 x 90.5	75 x 84.8	75 x 84.8
Fuel system	Petrol - Turbo-charged direct injection	Diesel - High pressure turbo-charged direct injection	Diesel - High pressure turbo-charged direct injection
Euro status	Euro 6e (RDE Step 2)	Euro 6e (RDE Step 2)	Euro 6e (RDE Step 2)
Stop & Start system	•	•	•
Transmission			
Gearbox	Manual	Manual	Automatic
Number of gears	6	6	8
Driven wheels	Front	Front	Front
Performance (All figures driver alone)			
Max speed (mph)	107	103	114
Full tank capacity Litres (gallons)	60 (13.20)	53 (11/66)	53 (11/66)
AdBlue tank capacity Litres (gallons)	N/A	17 (3.74)	17 (3.74)
Brakes Front/Rear	283mm Ventilated front discs / 268mm Solid rear discs		

	Battery Electric Vehicle 50 kWh
Electric Motor	
Battery	Lithium-ion 50 kWh
WLTP Range (Combined)	213 miles
Max torque (Nm @ RPM)	270 @ 3674
Max power CEE (kW (hp)/rpm)	100 (136) / 5500
Charging times	
8A Domestic electrical plug (1.8kW)	31 hours 10 minutes
Single Phase Wallbox (7.4kW)	7 hours 30 minutes
Three Phase Wallbox (11kW)	5 hours 4 minutes
Rapid (DC) Charging (100 kW) 0-80%	30 minutes
Transmission	
Gearbox	Automatic
Performance (All figures driver alone)	
Max speed (mph)	82

Legal notice ELECTRIC VEHICLES:
The range and electric consumption figures mentioned comply with the WLTP test procedure, on the basis of which new vehicles are type approved from 1st September 2018.
They may vary depending on actual conditions of use and on different factors including (but not limited to):
- speed
- thermal comfort on board the vehicle
- driving style
- outside temperature.
The charging time depends in particular on the power of the charger on board the vehicle, the charging cable and the type and power of the charging station used.

NEW CITROËN BERLINGO VAN

CO₂ & Fuel Economy*

		WLTP CO ₂ Emissions Combined (g/km)**		WLTP ECONOMY Combined (Litres/100km)		WLTP ECONOMY Combined (mpg)	
		Vehicle Low	Vehicle High	Vehicle Low	Vehicle High	Vehicle Low	Vehicle High
Enterprise							
M	PureTech 110 S&S 6-speed Manual	142	171	6.3	7.6	44.7	37.1
M	BlueHDi 100 S&S 6-speed Manual	136	161	5.2	6.1	54.4	46.0
M	BlueHDi 130 S&S EAT8 Auto	143	171	5.4	6.5	51.9	43.0
XL	BlueHDi 100 S&S 6-speed Manual	136	161	5.2	6.1	54.4	46.0
XL	BlueHDi 130 S&S EAT8 Auto	143	171	5.4	6.5	51.9	43.0
Driver							
M	BlueHDi 100 S&S 6-speed Manual	136	161	5.2	6.1	54.4	46.0
M	BlueHDi 130 S&S EAT8 Auto	143	171	5.4	6.5	51.9	43.0
XL	BlueHDi 100 S&S 6-speed Manual	136	161	5.2	6.1	54.4	46.0
XL	BlueHDi 130 S&S EAT8 Auto	143	171	5.4	6.5	51.9	43.0
Crew Van Enterprise							
XL	BlueHDi 100 S&S 6-speed Manual	136	161	5.2	6.1	54.4	46.0

* Provisional only.

** WLTP figures shown are for comparison purposes and should only be compared to the fuel consumption and CO₂ values of other vans tested to the same technical standard. The fuel consumption achieved, and CO₂ produced, in real world conditions will depend upon a number of factors including, but not limited to: the accessories fitted (pre and post registration); variations in weather; driving styles and vehicle load. The WLTP (Worldwide Harmonised Light Vehicles Test Procedure) is used to measure fuel consumption and CO₂ figures. The CO₂ figures display a range to reflect the highest value for the highest emitting version with all available options added, through to a minimum value to represent the lowest emitting version in standard specification.

NEW CITROËN ë-BERLINGO VAN

Electric Range

		WLTP Combined Electric Range (km)*		WLTP Combined Electric Range (Miles)*		WLTP City Electric Range (km)*		WLTP City Electric Range (Miles)*		Electric Energy Consumption (Wh/km)*	
		Vehicle Low	Vehicle High	Vehicle Low	Vehicle High	Vehicle Low	Vehicle High	Vehicle Low	Vehicle High	Vehicle Low	Vehicle High
Enterprise											
M	ë-Berlingo Panel Van M 50kWh Auto Enterprise	354.0	289.0	220.0	179.6	489.8	390.7	304.3	242.8	174	217
XL	ë-Berlingo Panel Van XL 50kWh Auto Enterprise	354.0	289.0	220.0	179.6	489.8	390.7	304.3	242.8	174	217
Driver											
M	ë-Berlingo Panel Van M 50kWh Auto Driver	354.0	289.0	220.0	179.6	489.8	390.7	304.3	242.8	174	217
XL	ë-Berlingo Panel Van XL 50kWh Auto Driver	354.0	289.0	220.0	179.6	489.8	390.7	304.3	242.8	174	217
Crew Van Enterprise											
XL	ë-Berlingo Crew Van XL 50kWh Auto Enterprise	354.0	289.0	220.0	179.6	489.8	390.7	304.3	242.8	174	217

Electric information at your fingertips

The driver’s display behind the steering wheel provides battery charge status and there’s a range of additional information via the 10 inch central touchscreen.



octopusenergy

Everything you need to charge

Citroën have partnered with Octopus Energy to provide everything you need for your new Citroën ë-Berlingo van, including a tariff, charger and a solution for charging on the go making owning an electric vehicle easier and hassle-free. [Click here for more information.](#)

* The range and electric consumption figures mentioned comply with the WLTP test procedure, on the basis of which new vehicles are type approved from 1st September 2018. They may vary depending on actual conditions of use and on different factors including (but not limited to):

- speed
- thermal comfort on board the vehicle
- driving style
- outside temperature.

The charging time depends in particular on the power of the charger on board the vehicle, the charging cable and the type and power of the charging station used.

NEW CITROËN ë-BERLINGO & BERLINGO VAN

Weights & Loads

		Gross Vehicle Weight (GVW)	Kerb weight ¹	Mass in running order	Maximum indicative payload ²	Max plated front axle ³	Max plated rear axle ³	Gross Train Weight (GTW)	Max. braked towing weight ⁴	Max. unbraked towing weight	Max. towball weight	Number of seats
Enterprise												
M	ë-Berlingo Panel Van M 50kWh Auto Enterprise	2455	1674	1749	781	1200	1400	3205	750	750	50	2
M	Berlingo Van M PureTech 110 S&S 6-speed Manual Enterprise	2310	1320	1395	990	1200	1400	3210	900	690	74	2
M	Berlingo Van M BlueHDi 100 S&S 6-speed Manual Enterprise	2370	1388	1463	982	1200	1400	3370	1000	720	74	2
M	Berlingo Van M BlueHDi 130 S&S EAT8 Auto Enterprise	2385	1401	1476	984	1200	1400	3385	1000	720	74	2
XL	ë-Berlingo Panel Van XL 50kWh Auto Enterprise	2450	1741	1816	709	1200	1400	3200	750	750	50	2
XL	Berlingo Van XL BlueHDi 100 S&S 6-speed Manual Enterprise	2380	1441	1516	939	1200	1400	3430	1050	750	74	2
XL	Berlingo Van XL BlueHDi 130 S&S EAT8 Auto Enterprise	2400	1447	1522	953	1200	1400	3400	1000	750	74	2
Driver												
M	ë-Berlingo Panel Van M 50kWh Auto Driver	2450	1691	1766	759	1200	1400	3200	750	750	50	3
M	Berlingo Van M BlueHDi 100 S&S 6-speed Manual Driver	2390	1408	1483	982	1200	1400	3390	1000	730	74	3
M	Berlingo Van M BlueHDi 130 S&S EAT8 Auto Driver	2400	1418	1493	982	1200	1400	3400	1000	720	74	3
XL	ë-Berlingo Panel Van XL 50kWh Auto Driver	2450	1759	1834	691	1200	1400	3200	750	750	50	3
XL	Berlingo Van XL BlueHDi 100 S&S 6-speed Manual Driver	2400	1464	1539	936	1200	1400	3430	1030	750	74	3
XL	Berlingo Van XL BlueHDi 130 S&S EAT8 Auto Driver	2400	1473	1548	927	1200	1400	3400	1000	750	74	3
Crew Van Enterprise												
XL	ë-Berlingo Crew Van XL 50kWh Auto Enterprise	2455	1813	1888	642	1200	1400	3205	750	750	50	5
XL	Berlingo Crew Van XL BlueHDi 100 S&S 6-speed manual Enterprise	2400	1560	1635	840	1200	1400	3430	1030	750	74	5

(1) Without driver. Kerb weight is calculated for a European base specification vehicle including oil, water, lubricants, tools, spare wheel and 90% full fuel tank. Weights may change with the addition of equipment.

(2) Maximum indicative payload is calculated as the difference between GVW and kerb weight. However, due to manufacturing tolerances and differences in the specification of UK vehicles, the mass in service figure provides a closer indication of the vehicle weight and therefore enables a more realistic payload to be calculated. An individual vehicle must be weighed to establish the exact kerb weight and payload applicable to that vehicle. It is the responsibility of the driver to ensure the vehicle is operated within the legal limits.

(3) Within limits of GVW.

(4) Maximum recommended towing weight within limits of GTW.

NEW CITROËN Ë-BERLINGO & BERLINGO VAN

Dimensions

Exterior Dimensions

Panel Van & Crew Van		
(mm)	M	XL
Wheelbase	2785	2975
Overall length	4403	4753
Overall height	1796 - 1860	1812 - 1860
Width (excluding door mirrors)	1848	
Width (including door mirrors)	2107	
Front overhang	892	
Rear overhang	726	886
Minimum Ground Clearance	145 (1A Low Payload) 160 (1C High Payload)	160
Minimum Ground Clearance (with Worksite Pack)	175 (1A Low Payload) 182 (1C High Payload)	175

Dimensions of doors

Panel Van & Crew Van		
(mm)	M	XL
Min. width of side sliding door	641	
Max. width of side sliding door	675	
Max. load height of side sliding door	1072	
Max. width of rear opening	1241	
Load width at floor of rear opening	1241	
Load width at top of rear opening	1087	
Maximum load height of rear opening	1196	

Interior Dimensions

Panel Van		
(mm)	M	XL
Load length at mid-height	1525	1875
Load length at floor (without EXTENSO® seat folded if applicable)*	1817	2167
Load length at floor (with EXTENSO® seat folded if applicable)*	3090	3440
Load width between wheel arches	1229	
Max. load width	1527	
Max. load height	1200	1270
Load volume m³ (without EXTENSO® seat folded if applicable)	3.3	3.9
Load volume m³ (with EXTENSO® seat folded if applicable)	3.8	4.4
Rear sill load height min to max	547 - 588	560 - 569
Rear sill load height min to max (with Worksite Pack)	601 - 625	604 - 617

Note: Measurements quoted are based on a non ply van delivered from the factory.

*Load length at floor along centre is impacted by rear door locking mechanism (by approximately 60mm)

Crew Van	
(mm)	XL
Load length at floor (without rear seats or passenger seat folded)	1450
Load length at floor to bulkhead (with rear seats folded and bulkhead in forward position)	2000
Load length at floor to front of cab (rear seats & passenger seat folded and load-through bulkhead open)	3050
Load width between wheel arches	1229
Max. load width	1527
Max. load height	1243
Load volume m³ (without rear seats or passenger seat folded)	1.8
Load volume m³ (rear seats folded & bulkhead in forward position)	3.5
Load volume m³ (rear seats & passenger seat folded and load-through bulkhead open)	4.0
Rear sill load height min to max	560 - 569

NEW CITROËN ë-BERLINGO & BERLINGO VAN

Citroën & You

A network of Citroën Van Retailers, Authorised Repairers and Parts Distributors are equipped and trained to meet the needs of today’s Citroën customer.

Retailers can offer advice on vehicle funding; via Leasys with packages such as Contract Hire, Finance Lease or Lease Purchase for Business Users, or via Citroën Financial Services with Hire Purchase or Citroën Personal Contract Purchase for Retail buyers.

In addition Authorised Repairers have a team of technicians skilled in the care and maintenance of Citroën products.

Delivery and number plates

There is a standard charge for delivery with number plates as follows:

Citroën Berlingo & Berlingo Van, Dispatch and Relay: **£995 exc. V.A.T. (£1,194 inc. V.A.T.)**

These prices are exclusive of Vehicle Excise Duty and the Government First Registration Fee. Where delivery is not made to the customer at the Retailer's premises, a further charge may be made at the Retailer's discretion.

Vehicle Excise Duty

V.E.D. rate for all commercial vehicles up to and including 3,500kg G.V.W.: **£335**

V.E.D. rate for all commercial vehicles above 3,500kg G.V.W.: **£165**

V.E.D. is not applicable to electric versions

Vehicle conversions

Conversions of vehicles supplied by Citroën UK are carried out by independent companies to suit the needs of individual customers. In all cases, the converter company is responsible for:

- Ensuring that the converted vehicle conforms to all legislation in force at the time
- The suitability of the conversion carried out, in agreement with the customer
- The quality of design and workmanship of the conversion
- Claims under guarantee relating to the conversion

Citroën UK Ltd does not accept any liability whatsoever and howsoever incurred in respect of the works carried out by such independent companies, and customers must assure themselves of the suitability, quality and legal conformity of such conversion works.

Citroën Fleet and Business sales

All Citroën New Van Retailers are dedicated to meeting the specialist needs of both the fleet and business buyer. Their comprehensive service can include advice on important business vehicle decisions, such as alternative acquisition methods, disposal of existing vans, priority servicing and much more. In short, their expertise aims to provide a ‘total transport solution’ for all your fleet or business vehicle needs.

For more information on Citroën fleet and business sales please contact your local Citroën Retailer or [click here](#)

Leasys

Leasys is the proud Business Contract Hire partner of Citroën and consequently, can provide quick vehicle delivery to keep your business mobile.

Specialised in Medium to Long-Term Leasing options and Fleet Management solutions for businesses of all sizes, Leasys lead mobility by offering sustainable and innovative solutions designed around customers, for a best-in-class experience. Their team of experts can personally support you and provide dedicated consultation.

Leasys is equally owned by Stellantis and Crédit Agricole Consumer Finance and is a member of the British Vehicle Rental and Leasing Association (BVRLA).

For further information, please contact your local Citroën Retailer or [Click here](#).

Comprehensive Warranty

Every new Citroën van offers the benefit of a three year* warranty package, plus a five year anti-perforation** warranty and a two year paint warranty.

In addition, the ë-Berlingo van, ë-Dispatch and ë-Relay offer a manufacturer’s battery warranty of eight years/100,000 miles up to 70% charging capacity.

* Two years’ unlimited mileage manufacturer’s warranty. No-fee customer option of one year’s Retailer provided warranty, only on vehicles sourced from Citroën UK Limited. Note: Retailer provided warranty is limited to 100,000 miles for all commercial vehicles including motorhomes and other converted vehicles.

** Against all internal to external perforation to bodywork or underbody on condition the van undergoes an inspection by a Citroën franchised Retailer on its second and fourth anniversaries.

Citroën Assistance

In response to a free telephone call in the UK, Citroën Assistance brings rapid expert roadside assistance to you in an emergency.

It comes free of charge for a full year, from date of vehicle registration, and operates 24 hours a day in all parts of the UK and Europe. Services include nationwide recovery for both van and passengers, a home call service, replacement vehicle, hotel accommodation and vehicle storage if required. You can also purchase additional Citroën Assistance via your local Citroën Retailer at any time. Please note, Citroën Assistance only applies to incidents covered by the new vehicle warranty, and excludes non-vehicle faults, such as running out of fuel, mis-fuelling, loss of keys, lock-ins, road traffic

accidents and punctures/wheel changes. ë-Berlingo, ë-Dispatch and ë-Relay vans come with a free of charge three year Citroën Assistance starting from the date of registration.

For more details please [click here](#)

Servicing

Available up to one year from your vehicle’s registration date, but before its first chargeable service, a Citroën Servicing package enables you to pay in advance for:

• Scheduled Servicing†

• Annual Service(s)† for vehicles with a two year service plan

• Brake Fluid Replacement†

This package can be personalised depending on your needs, with options ranging from 12 to 60 months and 10,000 to 100,000 miles.

† As outlined in your vehicle’s Maintenance & Warranty Guide.

Maintenance

For a single fee or low monthly payments, you can put yourself in control of your maintenance costs. Depending on your needs, you can choose from a package that covers you between 12 and 48 months and between 10,000 and 150,000 miles and provides you with:

• Scheduled Servicing†

• Periodic Maintenance†

• Wear and Tear Cover – The replacement of friction materials such as brake pads, discs, wiper blades, clutch and other such items needed to keep you and your vehicle on the move

• Citroën Assistance, provided by the AA, includes: Roadside & At Home Assistance, Recovery, Onward Travel and European Cover

• MOT test fees

Why not add the following option to your chosen package:

• Replacement of worn tyres, including wheel balancing (includes puncture repairs)

• Replacement vehicle whilst yours is being serviced or MOT’d

Rest assured that all Maintenance and Servicing work will be carried out by qualified Citroën Technicians at any Citroën Authorised Repairer within the UK, using only Citroën Original Equipment and Approved Parts.

For further information, please contact your Citroën Retailer.

Citroën Motor Insurance

Citroën Insurance has been designed specifically for our vehicles. You don’t just get repairs you get Citroën expertise, service, quality and parts. You see, where other insurers see a vehicle, we see a Citroën.

So, when the time comes to renew your insurance cover, call Citroën Insurance on 0370 024 2725. (Lines open 8am-8pm weekdays, 9am-5pm Saturdays)

Alternatively, visit [www.citroen.co.uk](#) for more information or to apply online.

Citroën Insurance policies are underwritten by U K Insurance Limited, Registered office: The Wharf, Neville Street, Leeds, LS1 4AZ. Registered in England & Wales No. 1179980. U K Insurance Limited is authorised by the Prudential Regulation Authority and regulated by the Financial Conduct Authority and the Prudential Regulation Authority. Citroën Insurance is a trading style of PSA Finance UK Limited (company registration number: 01024322) having its registered office at 61 London Road, Redhill, Surrey, RH1 1QA.

Internet

[Click here](#) to visit the Citroën Website for full information on all Citroën products and offers available in the UK, together with details of our environmental and recycling policies. Or [click here](#) to contact Citroën directly. Alternatively, for further information, please contact your Citroën Retailer.

Citroën Connected Services

Vehicles equipped with the Citroën Connect box have an embedded SIM card.

This means that as well as safety features, Citroën drivers can subscribe to a range of connected services:

• Real Time Traffic and Speedcam alerts: with live data to enhance the Citroën Connect Nav system


• Remote access to lock or unlock the vehicle’s doors from a smartphone

• E-remote Control: remote management of electric vehicle charging and temperature

• And much more!

Service availability depends on the hardware fitted on each vehicle. For more information [click here](#).

To find out more
visit citroen.co.uk



To find out more about Motability,
please contact your local retailer or
[click here](#)

Citroën UK Ltd, Pinley House, 2 Sunbeam Way, Coventry CV3 1ND.
NOTE: Every endeavour has been made to ensure that the information, including prices, contained in this leaflet was accurate at the time of publishing June 2024. The Company however, reserves the right, whilst preserving the essential characteristics of the models described, to introduce at any time modifications, changes of details, equipment or accessories as may be considered necessary to improve the models described or for any other reason of a constructional or operational nature.

CITROËN PREFERS TotalEnergies