



# NEW CITROËN ë-DISPATCH & DISPATCH

Prices & Specifications

nothing  
moves us  
like Citroën

Effective from 11 September 2024 – MY25A (K0)



FOLLOW US



ENQUIRY



TEST DRIVE



CONFIGURE

ENHANCED ONLINE PRICES & SPECS →



NEW CITROËN ë-DISPATCH & DISPATCH

# Partner of the pros.



Partner to the professionals and suitable for all trades, New Citroën ë-Dispatch & Dispatch are available in two sizes and as a panel van or crew van.

The 1.9m height of M versions allows access to height-restricted car parks yet still offers 5.3m<sup>3</sup> of load space, or get loads more in the 6.1m<sup>3</sup> XL version.

The fully electric Citroën ë-Dispatch has a range of up to 219 miles (WLTP) and can charge up to 80% within 45 minutes with a 100kW public charger, all without compromise on load space.



FOLLOW US



ENQUIRY



TEST DRIVE



CONFIGURE

ENHANCED ONLINE PRICES & SPECS →



# Model trims

Panel Van Enterprise models include:

## Comfort and convenience

- Air conditioning
- Front electric windows with one-touch operation and anti-pinch
- Electrically adjustable, heated door mirrors
- 12V socket in cabin and cargo area
- Cruise control with speed limiter
- Rear parking sensors
- Electronic Power Steering
- Full 10" digital cluster
- Paddles for regenerative braking selection. Three levels – light; medium; strong (Electric versions only)
- 12V socket in lower glove box (1 only in Cabin)
- USB socket in cabin (dashboard)

## Seating

- Driver's seat (height, rake and reach adjustable with lumbar adjustment and armrest)
- Dual passenger bench seat

## Technology & Entertainment

- Citroën Connect Box with Emergency and Assistance system
- My Citroën Play Plus featuring 10" colour touchscreen with Citroën Connect DAB radio, Bluetooth® handsfree, USB socket, bi-tuner, Apple CarPlay™, Android Auto™ and Coffee Break Alert (indicating 2 hours' continuous driving)

## Safety & Security

- Automatic lights
- Automatic windscreen wipers
- ESC with Hill Start Assist, ABS braking including EBA and EBFD
- Remote central locking with deadlocking and separate locking for cabin/cargo area
- Automatic door unlocking in event of accident
- Automatic fuel cut-off in event of accident (diesel versions only)
- Full steel bulkhead
- High Beam Assist
- Advanced Emergency Braking System
- Lane Keeping Assist
- Intelligent Speed Assistance
- Driver Attention Alert
- Driver & passenger airbags

## Exterior features

- Twin unglazed rear doors (opening to 180°)
- 16 inch steel wheels with black centre caps
- ICE (120PS only) - Tyre 215/65 R16 C 106/104H Goodyear (A class), ICE (all others) - Tyre 215/65 R16 C 106T Michelin AGILIS 2 or 215/65 R16 C 109T Continental (C class), BEV - Tyre 215/65 R16 C 106T Michelin AGILIS 3 (B class)
- Twin sliding side doors
- Side rubbing strips
- Black Front/Rear Bumper, Door Handles, Side protection, Sliding Door Rail Cover



Click the trim names to compare features.



# Model trims

Crew Van Enterprise models include:

## Comfort and convenience

- Air conditioning
- Front electric windows with one-touch operation and anti-pinch
- Electrically adjustable heated door mirrors
- 12V socket in cabin and cargo area
- Cruise control with speed limiter
- Rear parking sensors
- Electronic Power Steering
- Full 10" digital cluster
- Paddles for regenerative braking selection. Three levels – light; medium; strong (Electric versions only)
- 12V socket in lower glove box (1 only in Cabin)
- 12V socket in load area (LHS at bottom of D-Pillar)
- USB socket in cabin (dashboard)

## Seating

- Driver's seat (height, rake and reach adjustable with lumbar adjustment and armrest)
- Dual passenger bench seat with storage tray
- Three individually contoured seats in row 2 with two armrests and under-seat storage

## Technology & Entertainment

- Citroën Connect Box with Emergency and Assistance system
- My Citroën Play Plus featuring 10" colour touchscreen with Citroën Connect DAB radio, Bluetooth® handsfree, USB socket, bi-tuner, Apple CarPlay™, Android Auto™ and Coffee Break Alert (indicating 2 hours' continuous driving)

## Safety & Security

- Automatic lights
- Automatic windscreen wipers
- ESC with Hill Start Assist, ABS braking including EBA and EBFD
- Remote central locking with deadlocking and separate locking for cabin/cargo area
- Automatic door unlocking in event of accident
- Automatic fuel cut-off in event of accident (diesel versions only)
- Full, toughened plastic bulkhead with polycarbonate window, fixed behind row 2 seats, insulated for sound and temperature
- Driver & Passenger Front, Curtain and Side-Impact Airbags
- High Beam Assist
- Advanced Emergency Braking System
- Lane Keeping Assist
- Intelligent Speed Assistance
- Driver Attention Alert

## Exterior features

- Twin unglazed rear doors (opening to 180°)
- 16 inch steel wheels with black centre caps
- ICE (120PS only) - Tyre 215/65 R16 C 106/104H  
Goodyear (A class), ICE (all others) - Tyre 215/65 R16 C 106T Michelin AGILIS 2 or 215/65 R16 C 109T Continental (C class), BEV - Tyre 215/65 R16 C 106T Michelin AGILIS 3 (B class)
- Twin glazed sliding side doors
- Fixed side windows in row 2 with noise-reducing, dark tinted glass (to approx. 70% opacity)
- Side rubbing strips
- Black Front/Rear Bumper, Door Handles, Side protection, Sliding Door Rail Cover



Click the trim names to compare features.





NEW CITROËN È-DISPATCH & DISPATCH

Model trims

Panel Van Driver models include:

Comfort and convenience

Digital rear view mirror and lateral side view

Reversing Camera with Top Rear Vision

Blind Spot Monitoring

Front & Rear Park Assist

Flankguard detection of fixed obstacles

Air conditioning

Front electric windows with one-touch operation and anti-pinch

Electrically folding and adjustable, heated door mirrors

12V socket in cabin and cargo area

Cruise control with speed limiter

Electronic Power Steering

Full 10" digital cluster

Paddles for regenerative braking selection. Three levels – light; medium; strong (Electric versions only)

12V socket in cabin

USB socket in cabin (dashboard)

1x USB socket in B-Pillar

Seating

Moduwork®: Dual passenger bench seat with fold-up outer seat, fold-down writing table in central seat back and storage under central seat

Driver's seat (height, rake and reach adjustable with lumbar adjustment and armrest)

Full steel bulkhead with Moduwork® load-through flap under outer passenger seat

Technology & Entertainment

Citroën Connect Box with Emergency and Assistance system

My Citroën Drive Plus featuring 10" colour touchscreen with Citroën Connect DAB radio, Bluetooth® handsfree, USB socket, bi-tuner, Apple CarPlay™, Android Auto™ and Coffee Break Alert (indicating 2 hours' continuous driving)

Citroën Connect Nav: Automatic connection via Citroën Connect Box.

Safety & Security

Automatic lights

Automatic windscreen wipers

ESC with Hill Start Assist, ABS braking including EBA and EBFD

Perimetric and volumetric, Thatcham category 1 approved alarm

Remote central locking with deadlocking and separate locking for cabin/cargo area

Automatic door unlocking in event of accident

Automatic fuel cut-off in event of accident (diesel versions only)

High Beam Assist

Advanced Emergency Braking System

Lane Keeping Assist

Intelligent Speed Assistance

Driver Attention Alert

Driver & passenger airbags

Exterior features

Painted front bumper

Painted rear bumper (M only)

Painted rear bumper corners; centre section remains black (XL only)

Painted exterior rear view mirror cover

Painted exterior handles

Painted decor strips (side mouldings)

Fog lights

Eco LED Headlamps with integrated daytime running lights

Twin unglazed rear doors (opening to 180°)

17 inch steel wheels with 'Pentagon' wheel covers

Tyre 215/60 R17 C 104H Michelin AGILIS(C class)

Twin sliding side doors

Exterior Look Pack: Painted Front bumper, Painted Rear Bumper (Medium only), Painted Rear Bumper Corners; Centre section remains black (Long only), Painted exterior rear view mirror cover, Painted exterior handles, Painted side mouldings - Painted black not body colour, Painted Sliding Door Rail Cover, Fog lamps



Click the trim names to compare features.



NEW CITROËN È-DISPATCH & DISPATCH

Model trims

Crew Van Driver models include:

Comfort and convenience

- Digital rear view mirror and lateral side view
- Reversing Camera with Top Rear Vision
- Blind Spot Monitoring
- Front & Rear Park Assist
- Flankguard detection of fixed obstacles
- Air conditioning
- Front electric windows with one-touch operation and anti-pinch
- Electrically folding and adjustable, heated door mirrors
- 12V socket in cabin and cargo area
- Cruise control with speed limiter
- Electronic Power Steering
- Full 10" digital cluster
- Paddles for regenerative braking selection. Three levels – light; medium; strong (Electric versions only)
- 12V socket in lower glove box (1 only in Cabin)
- 12V socket in load area (LHS at bottom of D-Pillar)
- USB socket in cabin (dashboard)

Seating

- Driver's seat (height, rake and reach adjustable with lumbar adjustment and armrest)
- Dual passenger bench seat with storage tray
- Three individually contoured seats in row 2 with two armrests and under-seat storage

Technology & Entertainment

- Citroën Connect Box with Emergency and Assistance system
- My Citroën Drive Plus featuring 10" colour touchscreen with Citroën Connect DAB radio, Bluetooth® handsfree, USB socket, bi-tuner, Apple CarPlay™, Android Auto™ and Coffee Break Alert (indicating 2 hours' continuous driving)
- Citroën Connect Nav:** Automatic connection via Citroën Connect Box.
- Two USB sockets in B-Pillar

Safety & Security

- Automatic lights
- Automatic windscreen wipers
- ESC with Hill Start Assist, ABS braking including EBA and EBFD
- Perimetric and volumetric, Thatcham category 1 approved alarm
- Remote central locking with deadlocking and separate locking for cabin/cargo area
- Automatic door unlocking in event of accident
- Full, toughened plastic bulkhead with polycarbonate window, fixed behind row 2 seats, insulated for sound and temperature
- Driver & Passenger Front, Curtain and Side-Impact Airbags
- High Beam Assist
- Advanced Emergency Braking System
- Lane Keeping Assist
- Intelligent Speed Assistance
- Driver Attention Alert

Exterior features

- Painted front bumper
- Painted rear bumper (M only)
- Painted rear bumper corners; centre section remains black (XL only)
- Painted exterior rear view mirror cover
- Painted exterior handles
- Painted decor strips (side mouldings)
- Fog lights
- Eco LED Headlamps with integrated daytime running lights
- Twin unglazed rear doors (opening to 180°)
- 17 inch steel wheels with 'Pentagon' wheel covers
- Tyre 215/60 R17 C 104H Michelin AGILIS(C class)
- Twin glazed sliding side doors
- Fixed side windows in row 2 with noise-reducing, dark tinted glass (to approx. 70% opacity)
- Exterior Look Pack: Painted Front bumper, Painted Rear Bumper (Medium only), Painted Rear Bumper Corners; Centre section remains black (Long only), Painted exterior rear view mirror cover, Painted exterior handles, Painted side mouldings - Painted black not body colour, Painted Sliding Door Rail Cover, Fog lamps



Click the trim names to compare features.





NEW CITROËN Ě-DISPATCH ELECTRIC

Prices

Trim	Length	ELECTRIC	Maximum indicative payload (kg)	Load space (m³)*	Gross Vehicle Weight (kg)†	WLTP CO₂ g/km**	LCDV Codes	Basic MRRP†	Government grant^	Basic price after PiVG
Panel Van Enterprise	M	ě-Dispatch Panel Van M 75kWh Enterprise	1001	5.3	3011	0	2CK0F2NETFT0A0K0	£41,210	£5,000	£36,210
	XL	ě-Dispatch Panel Van XL 75kWh Enterprise	1001	6.1	3044	0	2CK0F3NETFT0A0K0	£42,010	£5,000	£37,010
Panel Van Driver	M	ě-Dispatch Panel Van M 75kWh Driver	1001	5.3	3021	0	2CK0F2NETFT09QK0	£43,885	£5,000	£38,885
	XL	ě-Dispatch Panel Van XL 75kWh Driver	1001	6.1	3053	0	2CK0F3NETFT09QK0	£44,685	£5,000	£39,685
Crew Van Enterprise	M	ě-Dispatch Crew Van M 75kWh Enterprise	940	3.2	3094	0	2CK0F7NETFT0A0K0	£43,910	£5,000	£36,210
	XL	ě-Dispatch Crew Van XL 75kWh Enterprise	924	4.0	3100	0	2CK0FLNETFT0A0K0	£44,110	£5,000	£39,650
Crew Van Driver	M	ě-Dispatch Crew Van M 75kWh Driver	937	3.2	3100	0	2CK0F7NETFT09QK0	£46,585	£5,000	£41,585
	XL	ě-Dispatch Crew Van XL 75kWh Driver	915	4.0	3100	0	2CK0FLNETFT09QK0	£46,785	£5,000	£41,785



All information and prices correct at time of publication, but are subject to change at any time without prior notice (which may occur as a result of matters including, but not limited to, any changes in legislation and/or any changes by the government). Please see our Prices and Specifications brochures or contact your local Citroën Retailer for the most up-to-date prices and specification details for all models. CO₂ figures above are for a standard vehicle without any additional optional equipment. The addition of optional extras could increase the certified CO₂ emission output.

\* Driver versions benefit from the EXTENSO® seat which provides an additional load length of 1162mm and increases the load volume by 0.5m³.

\*\* WLTP figures shown are for comparison purposes and should only be compared to the fuel consumption and CO₂ values of other vans tested to the same technical standard. The fuel consumption achieved, and CO₂ produced, in real world conditions will depend upon a number of factors including, but not limited to: the accessories fitted (pre and post registration); variations in weather; driving styles and vehicle load. The WLTP (Worldwide Harmonised Light Vehicles Test Procedure) is used to measure fuel consumption and CO₂ figures.

† All Manufacturer's Recommended Basic Prices are exclusive of V.A.T., Delivery to Retailer and Number Plates, Government First Registration Fee and Vehicle Excise Duty.

^ The Government PiVG is worked out at 35% of the Base Vehicle Price (incl. VAT) and including any discounts applied up to a maximum of £5,000.

Legal notice ELECTRIC VEHICLES:

The range and electric consumption figures mentioned comply with the WLTP test procedure, on the basis of which new vehicles are type approved from 1 September 2018. They may vary depending on actual conditions of use and on different factors such as: speed, thermal comfort on board the vehicle, driving style and outside temperature. The charging time depends in particular on the power of the charger on board the vehicle, the charging cable and the type and power of the charging station used.

NEW CITROËN DISPATCH

Prices

Trim	Length	ICE	Maximum indicative payload (kg)	Load space (m³)*	Gross Vehicle Weight (kg)	WLTP CO₂ g/km**	LCDV Codes	Basic MRRP†
Panel Van Enterprise	M	Dispatch Panel Van M BlueHDi 120 S&S 6-speed Manual Enterprise	1182	5.3	2830	164-191	2CK0F2NP7KT0A0K0	£27,010
	M	Dispatch Panel Van M BlueHDi 145 6-speed Manual Enterprise	1384	5.3	3100	191-216	2CK0F2NWR6T0A0K0	£28,310
	M	Dispatch Panel Van M BlueHDi 145 S&S EAT8 Auto Enterprise	1349	5.3	3100	186-215	2CK0F2NWR1T0A0K0	£29,810
	XL	Dispatch Panel Van XL BlueHDi 120 S&S 6-speed Manual Enterprise	1130	6.1	2830	169-193	2CK0F3NP7KT0A0K0	£27,910
	XL	Dispatch Panel Van XL BlueHDi 145 6-speed Manual Enterprise	1315	6.1	3070	191-216	2CK0F3NWR6T0A0K0	£29,210
	XL	Dispatch Panel Van XL BlueHDi 145 S&S EAT8 Auto Enterprise	1329	6.1	3100	186-215	2CK0F3NWR1T0A0K0	£30,710
Panel Van Driver	M	Dispatch Panel Van M BlueHDi 120 S&S 6-speed Manual Driver	1173	5.3	2830	164-191	2CK0F2NP7KT09QK0	£29,685
	M	Dispatch Panel Van M BlueHDi 145 6-speed Manual Driver	1375	5.3	3100	191-216	2CK0F2NWR6T09QK0	£30,985
	XL	Dispatch Panel Van XL BlueHDi 120 S&S 6-speed Manual Driver	1121	6.1	2830	169-193	2CK0F3NP7KT09QK0	£30,585
	XL	Dispatch Panel Van XL BlueHDi 145 6-speed Manual Driver	1335	6.1	3100	191-216	2CK0F3NWR6T09QK0	£31,885
Crew Van Enterprise	M	Dispatch Crew Van M BlueHDi 145 6-speed Manual Enterprise	1242	3.2	3060	191-216	2CK0F7NWR6T0A0K0	£31,010
	XL	Dispatch Crew Van XL BlueHDi 145 6-speed Manual Enterprise	1172	4.0	3030	191-216	2CK0FLNWR6T0A0K0	£31,210



New Dispatch Crew Van and Dispatch

The spacious Crew Van can seat six and up to 4m³ of cargo volume.

All information and prices correct at time of publication, but are subject to change at any time without prior notice (which may occur as a result of matters including, but not limited to, any changes in legislation and/or any changes by the government). Please see our Prices and Specifications brochures or contact your local Citroën Retailer for the most up-to-date prices and specification details for all models. CO₂ figures above are for a standard vehicle without any additional optional equipment. The addition of optional extras could increase the certified CO₂ emission output.

\* Driver versions benefit from the EXTENSO® seat which provides an additional load length of 1162mm and increases the load volume by 0.5m³.

\*\* WLTP figures shown are for comparison purposes and should only be compared to the fuel consumption and CO₂ values of other vans tested to the same technical standard. The fuel consumption achieved, and CO₂ produced, in real world conditions will depend upon a number of factors including, but not limited to: the accessories fitted (pre and post registration); variations in weather; driving styles and vehicle load. The WLTP (Worldwide Harmonised Light Vehicles Test Procedure) is used to measure fuel consumption and CO₂ figures.

† All Manufacturer's Recommended Basic Prices are exclusive of V.A.T., Delivery to Retailer and Number Plates, Government First Registration Fee and Vehicle Excise Duty.

^ The Government PiVG is worked out at 35% of the Base Vehicle Price (incl. VAT) and including any discounts applied up to a maximum of £5,000.



NEW CITROËN E-DISPATCH & DISPATCH

Equipment

- Standard equipment
- Cost option

	Panel Van		Crew Van	
	Enterprise	Driver	Enterprise	Driver
Technology and entertainment				
My Citroën Play Plus featuring 10" Colour touchscreen with Citroën Connect DAB radio, Bluetooth® handsfree, USB socket, bi-tuner, Apple CarPlay™, Android Auto™ and coffee break alert (indicating 2 hours' continuous driving)	●		●	
My Citroën Drive Plus featuring 10" Colour touchscreen with Citroën Connect Navigation and DAB radio, Bluetooth® handsfree, USB socket, bi-tuner, Apple CarPlay™, Android Auto™ and coffee break alert (indicating 2 hours' continuous driving)	○	●	○	●
Citroën Connect Box with Emergency & Assistance system	●	●	●	●

Comfort and convenience				
Front electric windows with 'one-touch' operation and anti-pinch	●	●	●	●
Air conditioning	●	●	●	●
Cruise Control with speed limiter	●	●	●	●
Rear parking sensors	●	●	●	●
Dynamic Surround View: Digital rear view mirror and lateral side view, Reversing Camera with Top Rear Vision, Blind Spot Monitoring, Front Park Assist, Flankguard detection of fixed obstacles, electric folding door mirrors	○	●	○	●
Dashboard: Mistral Black with Liquid Palladium decor strip in mid-section	●	●	●	●
Full 10" digital cluster	●	●	●	●
Multi-function trip computer	●	●	●	●
12 volt socket in cabin	●	●	●	●
12 volt socket in cargo area	●	●	●	●
USB socket in cabin	●	●	●	●
Two USB sockets in B-Pillar			●	
Electronic Power Steering (EPS)	●	●	●	●
Height and reach adjustable steering wheel with steering wheel mounted controls	●	●	●	●
Paddles for regenerative braking selection. Three levels – light; medium; strong (Electric versions only)	●	●	●	●
AT shifting by e-Toggle and Shift paddles including in steering wheel (Automatic only)	●	●	●	●

\* Additional terms & conditions apply to Connected Services, including customer acceptance of location sharing prior to activation. Subject to subscription - after you have taken delivery of your vehicle, please [click here](#) to subscribe.

	Panel Van		Crew Van	
	Enterprise	Driver	Enterprise	Driver
Lighting and visibility				
Halogen Headlamp with integrated daytime running lights	●		●	
Eco LED Headlamps with integrated daytime running lights		●		●
High level third brake light	●	●	●	●
Automatic on/off headlight control	●	●	●	●
Automatic two-speed and intermittent front wipers	●	●	●	●
Electrically adjustable heated door mirrors	●	●	●	●
Manually folding door mirrors	●		●	
Electrically folding heated door mirrors with temperature sensor (painted black as standard)	○	●	○	●
Fog lights		●		●

Safety and security				
Electric Parking Brake (Standard on electric versions only)	●	●	●	●
Electronic Stability Control and ABS with Hill Start Assist, EBA and EBSD	●	●	●	●
Perimetric and volumetric, Thatcham category 1 approved alarm	○	●	○	●
Remote central locking with deadlocking. Selective cabin and cargo area locking via 3-button plip remote control key (x2)	●	●	●	●
Dashboard mounted central locking push button and auto locking above 7 mph	●	●	●	●
Rolling code transponder immobiliser (Thatcham approved)	●	●	●	●
Lockable fuel cap (diesel versions only)	●	●	●	●
Automatic door unlocking in event of accident	●	●	●	●
Automatic fuel cut-off in event of accident (diesel versions only)	●	●	●	●
Driver and front passenger's airbags with passengers' airbag deactivate switch	●	●	●	●
Front lateral airbags	○	○	●	●
Height-adjustable 3-point pre-tensioner seat belts with force limiter (central seatbelt on dual passenger seat not height adjustable and no pre-tensioner)	●	●	●	●
Unfastened seat belt warning for driver, front passengers (with dual bench or single passenger seat) and row 2 on Crew Van	●	●	●	●
High Beam Assist	●	●	●	●
Advanced Emergency Braking System	●	●	●	●
Lane Keeping Assist	●	●	●	●
Intelligent Speed Assistance	●	●	●	●
Driver Attention Alert	●	●	●	●



NEW CITROËN ë-DISPATCH & DISPATCH

Equipment

- Standard equipment
- Cost option

	Panel Van		Crew Van	
	Enterprise	Driver	Enterprise	Driver
Doors and windows				
Twin unglazed rear doors, opening to 180°	●	●	●	●
Twin sliding side doors (manually operated)	●	●	●	●
Laminated acoustic windscreen	●	●	●	●
Front windows tinted to 30% opacity	●	●	●	●
Fixed side windows in row 2 with noise-reducing, dark tinted glass (to approx. 70% opacity)			●	●
Seating				
Driver's seat height, rake and reach adjustable with lumbar adjustment and armrest	●	●	●	●
Front seats with height-adjustable head restraints	●	●	●	●
Dual front passenger bench seat with under-seat storage tray	●		●	●
Moduwork®: dual passenger bench seat with fold-up outer seat, fold-down writing table in central seat back and storage under central seat	○	●		
Three individually contoured seats in row 2 with two armrests and under-seat storage			●	●
Interior features, storage and load carrying				
Dashboard storage areas	●	●	●	●
Closed upper and open lower glove boxes	●	●	●	●
Front door pockets with 1.5 litre bottle holders	●	●	●	●
Cup holders for driver and passenger at top of dashboard	●	●	●	●
Storage tray under front passenger seats	●		●	●
Storage under squab of central passenger seat		●		
Hard plastic floor protection in cabin	●	●	●	●
Full steel bulkhead with clothes hook	●			
Full steel bulkhead with Moduwork® load-through flap under outer passenger seat		●		
Full toughened plastic bulkhead with polycarbonate window fixed behind row 2 seats, insulated for sound and temperature			●	●
Load tie-down hooks in cargo area (6 in M versions, 8 in XL versions)	●	●		
Load tie-down hooks in cargo area (4 in M versions, 6 in XL versions)			●	●

	Panel Van		Crew Van	
	Enterprise	Driver	Enterprise	Driver
Wheels, tyres and exterior style				
Puncture repair kit	●	●	●	●
Tyre pressure monitor	●	●	●	●
16 inch steel wheels with black centre caps	●		●	
17 inch steel wheels with full wheel cover		●		●
Black front and rear bumpers, side rubbing strips, exterior door handles and door mirrors	●		●	
Painted front bumper		●		●
Painted rear bumper (M only)		●		●
Painted rear bumper corners (centre section of rear bumper not painted on XL versions. Incompatible with Passion Red or special paint)		●		●
Painted exterior handles		●		●
Painted decor strips (side mouldings)		●		●
Instruments				
Rev counter with maintenance and gear efficiency indicators (GEI) – diesel versions	●	●	●	●
Multi-function on-board trip computer	●	●	●	●
Door opening warning and audible lights-on warning	●	●	●	●
Towing				
Preparation for towbar: wiring and connector for towbar interface	●	●	●	●
Electric vehicle specific				
7KW On Board Charger with Mode 3 charging cable – 6 metres (for use with wallbox)	●	●	●	●
Remote temperature pre-conditioning (requires ë-Remote Control service subscription)	●	●	●	●
AVAS: Acoustic Vehicle Alerting System – generates a sound when travelling at low speed, audible outside the vehicle for pedestrian safety	●	●	●	●

\* Additional terms & conditions apply to Connected Services, including customer acceptance of location sharing prior to activation. Subject to subscription - after you have taken delivery of your vehicle, please [click here](#) to subscribe.



# NEW CITROËN E-DISPATCH & DISPATCH

All Manufacturer's Recommended Basic Prices are exclusive of VAT.

## Options

• Standard equipment

\* Additional terms & conditions apply to Connected Services, including customer acceptance of location sharing prior to activation. Subject to subscription - after you have taken delivery of your vehicle, please [click here](#) to subscribe.

		Panel Van		Crew Van	
		Enterprise	Driver	Enterprise	Driver
Technology and entertainment	Option code				
<b>Connect Nav Pack:</b> My Citroën Drive Plus featuring 10" Colour touchscreen with Citroën Connect Navigation & DAB radio, Bluetooth® handsfree, USB socket, bi-tuner, Apple CarPlay™, Android Auto™ and coffee break alert (indicating 2 hours' continuous driving) - Includes Real Time Traffic updates and SpeedCam subscription - 6 month subscription. Front fog lights and electrically folding mirrors	ZJA9	£1,100	•	£1,100	•
Seating, comfort and convenience					
<b>Driver Assist Pack:</b> Active Cruise Control (on manual versions), Stop & Go (on automatic versions), Leather heated steering wheel with mounted audio controls, Electronic Parking Brake, Acoustic Windscreen and Heated Driver's Seat	ZVKS (manual) ZVKT (auto)	£600 <sup>1</sup>	£600 <sup>1</sup>	£600 <sup>1</sup>	£600 <sup>1</sup>
Individual front passenger seat with armrest. Height adjustable driver's seat with lumbar adjustment and armrest	WAAS	£0 <sup>3</sup>		£0 <sup>3</sup>	
<b>Winter Pack:</b> Heated driver seat with controls on the seat, Side airbags 1st row driver and passenger thorax in the seats + curtain for the head, Heated Leather Steering Wheel	NA03	£TBC	£TBC	£TBC	£TBC
<b>Moduwork®:</b> dual passenger bench seat with fold-up outer seat, fold-down writing table in central seat back and storage under central seat. Height adjustable driver's seat with lumbar adjustment and armrest	WAAT	£350 <sup>4</sup>	•		
<b>Camera Pack:</b> Visiopark 180° (Rear Parking Camera)	WYAX	£350	•	£350	•
<b>Camera Pack with Connected Navi (WYAX and ZJA9 combined):</b> Visiopark 180° Rear Parking Camera, Navigation IVI HIGH: HD, Power-Folding Mirror, Fog lamps, 12V socket in load area (LHS at bottom of D-Pillar)	J6RZ	£850	•	£850	•
<b>Dynamic Surround View with Connected Navi Pack (ZJA9):</b> Digital rear view mirror and lateral side view, Front & Rear Park Assist, Flankguard detection of fixed obstacles, Visiopark 180, Blind spot detection, Navigation IVI HIGH: HD, Power-Folding Mirror, Fog lamps, 12V socket in load area (LHS at bottom of D-Pillar)	J6S1 (for Crewvan only, order WYAZ & ZJA9)	£1,250	•	£1,250	•
<b>Drive Assist Pack:</b> MT: Active Cruise Control - System can reduce speed down to 30 kmh, AT: Stop & Go - System can bring vehicles to complete stop, Leather heated steering wheel, Electric Parking Brake	ZVKS - MT ZVKT - AT	£TBC	£TBC	£TBC	£TBC
Safety and security					
Perimetric and volumetric, Thatcham category 1 approved alarm	AB08	£225	•	£225	•

1 Not available on BlueHDi 120 S&S 6-speed Manual versions.

2 Not available with Tailgate or Glazed Rear Doors.

3 Incompatible with Moduwork®.

4 Brings full steel bulkhead with load-through flap under outer passenger seat.

5 Approx. 30% opacity.

6 Central Rear view Mirror Prismatic Deletes 2 rear roof brackets used for fixing roof racks. Not compatible with WYAZ.

7 Not compatible with WYAZ.

8 WO05 & PX37 ordered together also then include RL02: Central Rear view Mirror Prismatic.

9 Not available on ESF (50kWh BEV); EZF (75kWh BEV).

10 Special paint subject to extended lead times.

11 Diesel only

		Panel Van		Crew Van	
		Enterprise	Driver	Enterprise	Driver
Doors & windows					
Fixed side windows in sliding side doors, with noise-reducing tinted glass	VG07	£120 <sup>5</sup>	£120 <sup>5</sup>		
Twin glazed rear doors (opening to 180°) with Glazed Bulkhead, heated rear windows and wash-wipe <sup>7</sup>	WO05	£300 <sup>6</sup>		£300 <sup>6</sup>	
Tailgate with Glazed Bulkhead, heated window and wash-wipe <sup>7</sup>	WO06	£300 <sup>7</sup>		£300 <sup>7</sup>	
Load carrying	Option code				
Coated anti-slip 9mm wood floor with aluminium rods	GB33	£400	£400	£400	£400
Full, toughened plastic bulkhead, insulated for sound and temperature, with polycarbonate window	PX37	£200 <sup>8</sup>	£200		
Wheels, tyres & driving characteristics					
17 inch 'Phoenix' alloy wheels with Agilis tyres	ZHZJ	£650	£650	£650	£650
Full sized spare wheel with black steel rim	RS03	£160	£160	£160	£160
<b>Worksite Pack:</b> Enhanced Ground Clearance (175mm), Engine Protection Plate, Full Sized Spare Wheel	GA04	£950 <sup>9</sup>		£950 <sup>9</sup>	
11KW Tri-phase On Board Charger (Electric vehicles only). Offers faster charging where three-phase power is available	LZ04	£400	£400	£400	£400
Towing					
Removable Towbar with ball and hook, 13 pin connector and Trailer Sway Mitigation <sup>11</sup>	AQ10	£700	£700	£700	£700
Converter equipment					
<b>Converter Pack:</b> Upgraded battery and alternator (L3 720 battery, class 18 alternator), towbar pre-conditioning (rear electric harness + fast connectors (behind rear bumper) + beam with 13 pin socket), Conversion interface box - Only for use for electrical connections for integral elements of a vehicle conversion	BQ01	£400	£400	£400	£400
e-PTO (Electrical Power Take Off) on 400V battery : High power connector on junction box	4204	£TBC			

### SpeedCam/Danger Zones package

The SpeedCam/Danger Zones package helps you identify situations which require increased attention by sending you both audible and visual alerts (subject to settings). Within the UK the service highlights different types of speed cameras, and red light cameras, as well as accident black spots. While the service is operational across most of Europe, it adapts as necessary when travelling in different countries to ensure the local laws with respect to Speed Camera identification are followed. This option can be added to your Citroën Connect Nav subscription at any time. Please visit <https://services-store.citroen.co.uk/> to subscribe.



## NEW CITROËN E-DISPATCH & DISPATCH

All Manufacturer's Recommended Basic Prices are exclusive of VAT.

# Also includes a fleet management service offer....



Free2move

### Preventative Maintenance

For 4 Years for customers managed by DEALERS

(B2C & SME)

The Preventative Maintenance Service via Free2Move is designed to help monitor and optimise the health of commercial vehicle fleets, offering support through live alerts and upcoming maintenance reports. This makes it easier for fleet managers to keep their vehicles in good working condition, saving time and money.

- Fleet Dashboard View
- Maintenance Tracking
- Report via Email
- Vehicle Health Alerts
- Van Maintenance Appointment

Customers can upgrade (via subscription) to Connect Fleet. This management platform is a full version opening up a broader spectrum of possibilities. With Connect Fleet customers can optimise the use of their vehicles by gaining access to consumption reports, mechanical alerts, eco driving and driving behaviour reports and vehicle geolocation in the event of theft in real time.

**For more details** [click here](#)

**For contact** [click here](#)

4 YEARS TRANSFERABLE



### Fleet Management Data Pack

For 4 Years for customers managed by NSC KAMs

(Major Fleets, RAC & Leasing)

Natively embedded telematics data via MyCitroën is already included in vehicle purchase for eligible vehicles. This enables a multitude of fleet management use cases to boost fleet efficiency, safety and sustainability, including:

- Fuel Management
- Vehicle Health Monitoring & Maintenance Management
- Route Optimisation
- Driver Monitoring
- EV Charging Management

#### Benefits for Fleet Customers

- Compatible with any Fleet Management Service Provider
- No expenses for aftermarket device, no additional data costs for customer
- No downtime for installation
- Seamless, immediate and zero-touch activation, rapid deployment at scale
- As telematics system is fully integrated in vehicle, data source is primary and will not be a third party approximation.

**For more details** [click here](#)

**For contact** [click here](#)

4 YEARS NON-TRANSFERABLE



FOLLOW US



ENQUIRY



TEST DRIVE



CONFIGURE


ENHANCED ONLINE PRICES & SPECS →



# Colours, wheels and interior

## Body colours

Icy White (F)  
(POPR)  
Standard



Titanium Grey (M)  
(M01J)  
Option £650



Cumulus Grey (M)  
(M0F4)  
Option £650




Perla Nera Black (M)  
(M09V)  
Option £650



Imperial Blue (S)  
(E04P)  
Enterprise Only £750



Passion Red (S)  
(E09X)  
Enterprise Only £750



(S) Special colours  
(M) Metallic  
(F) Flat

Option availability varies according to version/engine/trim level.  
Some options are only available as part of a pack.  
Please refer to the options page for further information.  
Special colours subject to extended lead times and are not available on Driver Edition.

## Wheels



16 inch steel wheels  
with black centre cap  
Standard on Enterprise.



17 inch steel wheels with  
'Pentagon' wheel cover  
Standard on Driver.



17 inch 'Phoenix'  
alloy wheels  
Optional on Enterprise and Driver.

## Interior ambience





# Technical

Battery Electric Vehicle 75 kWh	
Electric Motor	
Battery	Lithium-ion 75 kWh
WLTP Range (Combined)	194 miles to 230 miles
WLTP Range (City)	195 miles to 314 miles
Max torque CEE Nm/rpm	270 / 3674
Max power CEE (kW (hp)/rpm)	100 (136) / 5500
Charging times	
8A Domestic electrical plug (1.8kW)	36 hours 45 minutes
Single Phase 32A Wallbox (7.4kW)	11 hours 20 minutes
Three Phase 16A Wallbox (11kW)	7 hours 30 minutes
Quick Charge – DC Current (100 kW) 5-80%	45 minutes
Transmission	
Gearbox	Automatic electric drive with fixed gear ratio
Performance (All figures driver alone)	
Max speed (mph)	81

Legal notice ELECTRIC VEHICLES:  
The range and electric consumption figures mentioned comply with the WLTP test procedure, on the basis of which new vehicles are type approved from 1st September 2018.  
They may vary depending on actual conditions of use and on different factors including (but not limited to):  
- speed  
- thermal comfort on board the vehicle  
- driving style  
- outside temperature.  
The charging time depends in particular on the power of the charger on board the vehicle, the charging cable and the type and power of the charging station used.

## Electric information at your fingertips


New Citroën ë-Dispatch is designed with one priority: to make its day-to-day use easier. At a glance, you can see the battery charge level and the power consumption

of electrical equipment including the heating and air conditioning, thanks to dedicated gauges in the instrument panel and the 10" touchscreen.



## Everything you need to charge

Citroën have partnered with Octopus Energy to provide everything you need for your new Citroën ë-Dispatch, including a tariff, charger and a solution for charging on the go making owning an electric vehicle easier and hassle-free. [Click here for more information.](#)





# Technical

	BlueHDi 120 S&S	BlueHDi 145	BlueHDi 145 S&S EAT8 automatic
Engine			
Capacity (cc)	1499	1997	1997
Cylinders / Valves	4 / 16	4 / 16	4 / 16
Max power CEE bhp (kW) /rpm	120 (88) / 3500	144 (106) / 3750	144 (106) / 3750
Max torque CEE Nm (lb/ft) /rpm	300 (221) / 1750	340 (251) / 2000	370 (273) / 2000
Bore and stroke (mm)	75 x 84.8	85 x 88	85 x 88
Fuel system	Diesel - High pressure turbo-charged direct injection	Diesel - High pressure turbo-charged direct injection	Diesel - High pressure turbo-charged direct injection
Euro status	Euro 6D ISC FCM (RDE Step 2)	Euro 6D ISC FCM (RDE Step 2)	Euro 6D ISC FCM (RDE Step 2)
Stop & Start system	●		●
Transmission			
Gearbox	Manual	Manual	Automatic
Number of gears	6	6	8
Performance (All figures driver alone)			
Max speed (mph)	99	106	106
Full tank capacity Litres (gallons)	70 (15.4)	70 (15.4)	70 (15.4)
AdBlue® tank capacity Litres (gallons)	22.5 (4.95)	22.5 (4.95)	22.5 (4.95)
Brakes Front/Rear	Ventilated discs / Solid discs		

Vehicles with BlueInjection technology will need regular AdBlue® top-ups also between servicing requirements. An indicator integrated into the on-board computer will warn you when you need to top up. For more information, contact your local Citroen dealer. In accordance with regulations R (EC) No. 715/2007 and R (EC) No. 692/2008 (in the versions respectively applicable).

## Dynamic surround view

Incorporates a digital rear-view mirror with cameras above the rear door and in the nearside exterior door mirror, extending the view of traditional rear view mirrors.

### The system features include:

- Side blind spot detection – Enables the driver to clearly see obstacles on the nearside.
- Visiopark 180° rear parking camera – Working with 12 parking sensors enables safer reversing as the driver is now able to view a larger area via the digital display screen. Automatically activates when reverse gear is engaged or the rear doors are opened.





# CO<sub>2</sub> & Fuel Economy

		WLTP Economy Combined Litres/100km		WLTP Economy Combined mpg		WLTP CO <sub>2</sub> Emissions (g/km)*	
		Vehicle Low	Vehicle High	Vehicle Low	Vehicle High	Vehicle Low	Vehicle High
Enterprise Panel Van							
M	BlueHDi 120 S&S 6-speed Manual	6.3	7.3	44.8	38.7	164	191
M	BlueHDi 145 6-speed Manual	7.3	8.3	38.7	34.0	191	216
M	BlueHDi 145 S&S EAT8 Auto	7.1	8.2	39.8	34.4	186	215
XL	BlueHDi 120 S&S 6-speed Manual	6.5	7.4	43.5	38.2	169	193
XL	BlueHDi 145 6-speed Manual	7.3	8.3	38.7	34.0	191	216
XL	BlueHDi 145 S&S EAT8 Auto	7.1	8.2	39.8	34.4	186	215
Driver Panel Van							
M	BlueHDi 120 S&S 6-speed Manual	6.3	7.3	44.8	38.7	164	191
M	BlueHDi 145 6-speed Manual	7.3	8.3	38.7	34.0	191	216
XL	BlueHDi 120 S&S 6-speed Manual	6.5	7.4	43.5	38.2	169	193
XL	BlueHDi 145 6-speed Manual	7.3	8.3	38.7	34.0	191	216
Enterprise Crew Van							
M	BlueHDi 145 6-speed Manual	7.3	8.3	38.7	34.0	191	216
XL	BlueHDi 145 6-speed Manual	7.3	8.3	38.7	34.0	191	216

\* WLTP figures shown are for comparison purposes and should only be compared to the fuel consumption and CO<sub>2</sub> values of other vans tested to the same technical standard. The fuel consumption achieved, and CO<sub>2</sub> produced, in real world conditions will depend upon a number of

factors including, but not limited to: the accessories fitted (pre and post registration); variations in weather; driving styles and vehicle load. The WLTP (Worldwide Harmonised Light Vehicles Test Procedure) is used to measure fuel consumption and CO<sub>2</sub> figures. The CO<sub>2</sub> figures display a

range to reflect the highest value for the highest emitting version with all available options added, through to a minimum value to represent the lowest emitting version in standard specification.



# Weights & Loads

		Gross Vehicle Weight (GVW)	Kerb weight <sup>1</sup>	Maximum indicative payload <sup>2</sup>	Max plated front axle <sup>3</sup>	Max plated rear axle <sup>3</sup>	Gross Train Weight (GTW)	Max. braked towing weight <sup>4</sup>	Max. unbraked towing weight	Max. towball weight	Number of seats
Enterprise Panel Van											
M	ë-Dispatch 75 kWh	3011	2010	1001	1500	1800	4011	1000	750	60	3
M	BlueHDi 120 S&S 6-speed Manual	2830	1648	1182	1500	1800	4230	2000	750	80	3
M	BlueHDi 145 6-speed Manual	3100	1716	1384	1500	1800	5000	2500	750	100	3
M	BlueHDi 145 S&S EAT8 Auto	3100	1751	1349	1500	1800	4900	2500	750	100	3
XL	ë-Dispatch 75 kWh	3044	2043	1001	1500	1800	4044	1000	750	60	3
XL	BlueHDi 120 S&S 6-speed Manual	2830	1700	1130	1500	1800	4230	2000	750	80	3
XL	BlueHDi 145 6-speed Manual	3070	1755	1315	1500	1800	5000	2500	750	100	3
XL	BlueHDi 145 S&S EAT8 Auto	3100	1771	1329	1500	1800	4900	2500	750	100	3
Driver Panel Van											
M	ë-Dispatch 75 kWh	3021	2020	1001	1500	1800	4021	1000	750	60	3
M	BlueHDi 120 S&S 6-speed Manual	2830	1657	1173	1500	1800	4230	2000	750	80	3
M	BlueHDi 145 6-speed Manual	3100	1725	1375	1500	1800	5000	2500	750	100	3
XL	ë-Dispatch 75 kWh	3053	2052	1001	1500	1800	4053	1000	750	60	3
XL	BlueHDi 120 S&S 6-speed Manual	2830	1709	1121	1500	1800	4230	2000	750	80	3
XL	BlueHDi 145 6-speed Manual	3100	1765	1335	1500	1800	5000	2500	750	100	3
Enterprise Crew Van											
M	ë-Dispatch 75 kWh	3094	2154	940	1500	1800	4094	1000	750	60	6
M	BlueHDi 145 6-speed Manual	3060	1818	1242	1500	1800	5000	2500	750	100	6
XL	ë-Dispatch 75 kWh	3100	2176	924	1500	1800	4100	1000	750	60	6
XL	BlueHDi 145 6-speed Manual	3030	1858	1172	1500	1800	5000	2500	750	100	6
Driver Crew Van											
M	ë-Dispatch 75 kWh	3100	2163	937	1500	1800	4090	1000	750	60	6
XL	ë-Dispatch 75 kWh	3100	2185	915	1500	1800	4100	1000	750	60	6

All figures in KG unless stated.

(1) Without driver. Kerb weight is calculated for a European base specification vehicle including oil, water, lubricants, tools, spare wheel and 90% full fuel tank. Weights may change with the addition of equipment.

(2) Maximum indicative payload is calculated as the difference between GVW and kerb weight. However, due to manufacturing tolerances and differences in the specification of UK vehicles, the mass in service figure provides a closer indication of the vehicle weight and therefore enables a more realistic payload to be calculated. An individual vehicle must be weighed to establish the exact kerb weight and payload applicable to that vehicle. It is the responsibility of the driver to ensure the vehicle is operated within the legal limits.

(3) Within limits of GVW.

(4) Maximum recommended towing weight within limits of GTW.



# Dimensions

## Exterior

Panel Van & Crew Van		
(mm)	M	XL
Wheelbase	3275	
Overall length	4981	5331
Overall height	1904	1935
Width (excluding door mirrors)	1920	
Width (including door mirrors)	2204	
Front overhang	904	
Rear overhang	802	1152
Minimum Ground Clearance	150	
Minimum Ground Clearance (with Worksite Pack)	175	

### Dimensions of doors

Panel Van & Crew Van		
(mm)	M	XL
Max. width of side door	935	
Max. height of side door	1241	
Max. width of rear doors	1282	
Max. height of rear doors	1220	

## Interior

Panel Van		
(mm)	M	XL
Load length at mid-height	2185	2535
Load length at floor (without Moduwork®)*	2512	2862
Load length at floor (with Moduwork®)*	3674	4024
Load width between wheel arches	1258	
Max. load width	1636	
Max. load height	1397	
Load volume m³ (without Moduwork®)	5.3	6.1
Load volume m³ (with Moduwork®)	5.8	6.6

Note: Measurements quoted are based on a non ply van delivered from the factory.

\*Load length at floor along centre is impacted by rear door locking mechanism (by approximately 50mm)

Crew Van		
(mm)	M	XL
Max. load length at mid-height	1352	1700
Max. load length at floor	2017	2365
Load width between wheel arches	1258	
Max. load width	1636	
Max. load height	1397	
Load volume m³	3.2	4



# NEW CITROËN È-DISPATCH & DISPATCH

## Citroën & You

A network of Citroën Van Retailers, Authorised Repairers and Parts Distributors are equipped and trained to meet the needs of today's Citroën customer.

Retailers can offer advice on vehicle funding; via Leasys with packages such as Contract Hire, Finance Lease or Lease Purchase for Business Users, or via Citroën Financial Services with Hire Purchase or Citroën Personal Contract Purchase for Retail buyers.

In addition Authorised Repairers have a team of technicians skilled in the care and maintenance of Citroën products.

### Delivery and number plates

There is a standard charge for delivery with number plates as follows:

Citroën Berlingo & Berlingo Van, Dispatch and Relay: **£995 exc. V.A.T. (£1,194 inc. V.A.T.)**

These prices are exclusive of Vehicle Excise Duty and the Government First Registration Fee. Where delivery is not made to the customer at the Retailer's premises, a further charge may be made at the Retailer's discretion.

### Vehicle Excise Duty

V.E.D. rate for all commercial vehicles up to and including 3,500kg G.V.W.: **£335**

V.E.D. rate for all commercial vehicles above 3,500kg G.V.W.: **£165**

V.E.D. is not applicable to electric versions

### Vehicle conversions

Conversions of vehicles supplied by Citroën UK are carried out by independent companies to suit the needs of individual customers. In all cases, the converter company is responsible for:

- Ensuring that the converted vehicle conforms to all legislation in force at the time
- The suitability of the conversion carried out, in agreement with the customer
- The quality of design and workmanship of the conversion
- Claims under guarantee relating to the conversion

Citroën UK Ltd does not accept any liability whatsoever and howsoever incurred in respect of the works carried out by such independent companies, and customers must assure themselves of the suitability, quality and legal conformity of such conversion works.

### Citroën Fleet and Business sales

All Citroën New Van Retailers are dedicated to meeting the specialist needs of both the fleet and business buyer. Their comprehensive service can include advice on important business vehicle decisions, such as alternative acquisition methods, disposal of existing vans, priority servicing and much more. In short, their expertise aims to provide a 'total transport solution' for all your fleet or business vehicle needs.

**For more information on Citroën fleet and business sales please contact your local Citroën Retailer or [click here](#)**

### Leasys

Leasys is the proud Business Contract Hire partner of Citroën and consequently, can provide quick vehicle delivery to keep your business mobile.

Specialised in Medium to Long-Term Leasing options and Fleet Management solutions for businesses of all sizes, Leasys lead mobility by offering sustainable and innovative solutions designed around customers, for a best-in-class experience. Their team of experts can personally support you and provide dedicated consultation.

Leasys is equally owned by Stellantis and Crédit Agricole Consumer Finance and is a member of the British Vehicle Rental and Leasing Association (BVRLA).

For further information, please contact your local Citroën Retailer or [Click here](#).

### Comprehensive Warranty

Every new Citroën van offers the benefit of a three year\* warranty package, plus a five year anti-perforation\*\* warranty and a two year paint warranty.

In addition, the ë-Berlingo, ë-Dispatch and ë-Relay offer a manufacturer's battery warranty of eight years/100,000 miles up to 70% charging capacity.

\* Two years' unlimited mileage manufacturer's warranty. No-fee customer option of one year's Retailer provided warranty, only on vehicles sourced from Citroën UK Limited. Note: Retailer provided warranty is limited to 100,000 miles for all commercial vehicles including motorhomes and other converted vehicles.

\*\* Against all internal to external perforation to bodywork or underbody on condition the van undergoes an inspection by a Citroën franchised Retailer on its second and fourth anniversaries.

### Citroën Assistance

In response to a free telephone call in the UK, Citroën Assistance brings rapid expert roadside assistance to you in an emergency.

It comes free of charge for a full year, from date of vehicle registration, and operates 24 hours a day in all parts of the UK and Europe. Services include nationwide recovery for both van and passengers, a home call service, replacement vehicle, hotel accommodation and vehicle storage if required. You can also purchase additional Citroën Assistance via your local Citroën Retailer at any time. Please note, Citroën Assistance only applies to incidents covered by the new vehicle warranty, and excludes

non-vehicle faults, such as running out of fuel, mis-fuelling, loss of keys, lock-ins, road traffic accidents and punctures/wheel changes. ë-Berlingo, ë-Dispatch and ë-Relay comes with a free of charge three year Citroën Assistance starting from the date of registration.

**For more details please [click here](#)**

### Servicing

Available up to one year from your vehicle's registration date, but before its first chargeable service, a Citroën Servicing package enables you to pay in advance for:

- Scheduled Servicing†
- Annual Service(s)† for vehicles with a two year service plan
- Brake Fluid Replacement†

This package can be personalised depending on your needs, with options ranging from 12 to 60 months and 10,000 to 100,000 miles.

† As outlined in your vehicle's Maintenance & Warranty Guide.

### Maintenance

For a single fee or low monthly payments, you can put yourself in control of your maintenance costs. Depending on your needs, you can choose from a package that covers you between 12 and 48 months and between 10,000 and 150,000 miles and provides you with:

- Scheduled Servicing†
- Periodic Maintenance†
- Wear and Tear Cover – The replacement of friction materials such as brake pads, discs, wiper blades, clutch and other such items needed to keep you and your vehicle on the move

• Citroën Assistance, provided by the AA, includes: Roadside & At Home Assistance, Recovery, Onward Travel and European Cover

• MOT test fees

Why not add the following option to your chosen package:

• Replacement of worn tyres, including wheel balancing (includes puncture repairs)

• Replacement vehicle whilst yours is being serviced or MOT'd

Rest assured that all Maintenance and Servicing work will be carried out by qualified Citroën Technicians at any Citroën Authorised Repairer within the UK, using only Citroën Original Equipment and Approved Parts.

**For further information, please contact your Citroën Retailer.**

### Citroën Motor Insurance

Citroën Insurance has been designed specifically for our vehicles. You don't just get repairs you get Citroën expertise, service, quality and parts. You see, where other insurers see a vehicle, we see a Citroën.

**So, when the time comes to renew your insurance cover, call Citroën Insurance on 0370 024 2725.** (Lines open 8am-8pm weekdays, 9am-5pm Saturdays)

**Alternatively, visit [www.citroen.co.uk](http://www.citroen.co.uk) for more information or to apply online.**

Citroën Insurance policies are underwritten by U K Insurance Limited, Registered office: The Wharf, Neville Street, Leeds, LS1 4AZ. Registered in England & Wales No. 1179980. U K Insurance Limited is authorised by the Prudential Regulation Authority and regulated by the Financial Conduct Authority and the Prudential Regulation Authority. Citroën Insurance is a trading style of PSA Finance UK Limited (company registration number: 01024322) having its registered office at 61 London Road, Redhill, Surrey, RH1 1QA.

### Internet

[Click here](#) to visit the Citroën Website for full information on all Citroën products and offers available in the UK, together with details of our environmental and recycling policies. Or [click here](#) to contact Citroën directly. Alternatively, for further information, please contact your Citroën Retailer.

### Citroën Connected Services

Vehicles equipped with the Citroën Connect box have an embedded SIM card.

This means that as well as safety features, Citroën drivers can subscribe to a range of connected services:

- Real Time Traffic and Speedcam alerts: with live data to enhance the Citroën Connect Nav system
- Remote access to lock or unlock the vehicle's doors from a smartphone
- E-remote Control: remote management of electric vehicle charging and temperature
- And much more!

Service availability depends on the hardware fitted on each vehicle. For more information [click here](#).





To find out more  
visit [citroen.co.uk](https://citroen.co.uk)



To find out more about Motability,  
please contact your local retailer or  
[click here](#)

Citroën UK Ltd, Pinley House, 2 Sunbeam Way, Coventry CV3 1ND.

NOTE: Every endeavour has been made to ensure that the information, including prices, contained in this leaflet was accurate at the time of publishing June 2024. The Company however, reserves the right, whilst preserving the essential characteristics of the models described, to introduce at any time modifications, changes of details, equipment or accessories as may be considered necessary to improve the models described or for any other reason of a constructional or operational nature.

CITROËN PREFERS TotalEnergies