

# **PEUGEOT 308 & 308 SW**

**INCLUDING ELECTRIC, HYBRID & PLUG-IN HYBRID**

**PRICES - EQUIPMENT - TECHNICAL SPECIFICATIONS**

Version 3.0 Effective 4th July 2024  
2024.5 Model Year (D2 MY)





## PEUGEOT 308 & 308 SW EXPLORE THE RANGE

# STANDARD SPECIFICATION

### Safety & Security

- ABS (Anti-lock Braking System) with EBD (Electronic Braking Distribution) and EBA (Emergency Braking Assistance)
- Autonomous Emergency Braking (AEBS3) with radar featuring night function for pedestrian and cyclist detection is now standard on the 308 range
- Airbags: Adaptive driver and front passenger airbags (includes passenger airbag deactivation function)
- Airbags: Driver and front passenger side airbag
- Airbags: Front & rear curtain airbags
- Alarm (Thatcham category 1 approved)
- Automatic door locking when moving off
- Automatic hazard light activation upon heavy brake application
- Automatic Post-Collision Braking System
- Child locking functionality on rear doors
- Deadlocking
- Electronic code immobiliser
- ESP (Electronic Stability Programme) with Hill Start Assist
- Front optimised safety headrests and rear retractable headrests (x3), height-adjustable
- Front three-point retractable seatbelts, with force limiters
- Front and rear disc brakes
- Isofix child seat fittings (x2) in the second row
- Programmable cruise control and speed limiter

- Lane Keeping Assist
- Speed limit & traffic sign recognition and recommendation
- Driver attention warning
- Intelligent Speed Adaption
- Seatbelt unfastened on the move with audible and visual alert for front and rear seats
- Puncture kit
- Locking wheel nuts
- Tyre pressure sensors
- Exterior temperature indicator with ice warning
- AVAS: Acoustic Vehicle Alerting System. Generates a sound when travelling at low speed, audible outside the vehicle for pedestrian safety. Standard on ELECTRIC and PLUG-IN HYBRID versions

**Due to the ongoing worldwide shortage of components affecting all industries, specification on vehicles may vary. This could include but not limited to items such as Parking Sensors, Wireless Charging Plate, and 3D Quartz Cluster. Please contact your Retailer for the latest information.**



## NEW PEUGEOT 308 & 308 SW

### EXPLORE THE RANGE

# STANDARD SPECIFICATION

#### Comfort & Convenience

- Electric power steering with reach and rake adjustable steering column
- Electric parking brake
- Multifunction trip computer
- ‘One-touch’ electric front windows with pinch protection
- ‘One-touch’ electric rear windows with pinch protection
- PEUGEOT i-Cockpit®: 10.0 HD touchscreen
- Push button start
- Tailgate with heated rear windscreen & wiper blade
- Multi driving mode selector – Eco / Normal / Sport mode selector
- Central front armrest with storage compartment
- Manual driving mode – change gear manually via steering mounted paddles (excluding ELECTRIC)
- 3.7kW monophasic On board charger – PLUG-IN HYBRID
- 11.0 kW Tri-phase On board charger – ELECTRIC
- Mode 3 type 2 cable for wall box charging – ELECTRIC & PLUG-IN HYBRID

#### Interior Features

- Rear windscreen wiper triggered automatically in reverse gear
- Seating: –1/3 – 2/3 folding rear seat
- Compact Drive Selector ‘e-Toggle’
- Sport pedals with foot rest
- ‘Piano’ keys: black plated toggle switches to access main functions of the vehicle

#### In Car Entertainment

- Bluetooth® telephone facility (up to two phones at one time)
- DAB Radio (Digital Audio Broadcasting)
- Mirror Screen®: (Apple CarPlay™ & Android Auto)
- 6-Speaker radio
- 12 V socket

#### Exterior Features

- Body-colour exterior door handles
- Model designation badges front and rear
- ‘Black Diamond’ Door Mirrors
- Gloss black B Pillar
- Body coloured rear spoiler

#### Lighting and Visibility

- Rear reversing lights
- Rear numberplate LED lights (x2)





# PEUGEOT 308 & 308 SW

## STANDARD EQUIPMENT BY VERSION

### ACTIVE

AVAILABLE AS PETROL, DIESEL & HYBRID

With the perfect balance of character and strength, Active is the perfect place to start your journey.

#### SAFETY AND SECURITY

- Active Safety Brake (pedestrians and cyclists)

#### COMFORT & CONVENIENCE

- Automatic air conditioning
- Electric, heated and power folding door mirrors. With LED indicator & approach lighting
- Electric parking brake
- Parking sensors – rear
- PEUGEOT i-Cockpit® with 10 digital instrument panel display
- Centre console with two cup holders

#### INTERIOR FEATURES

- New multi-function split leather & gloss steering wheel
- Seating: driver and front passenger comfort seats
- Seating: ‘Renze’ Tri-Material cloth seat with ‘Zeyphyr’ grey stitch detail
  - Driver manual lumbar adjustment
  - Manual height, slide and backrest adjustment (driver and passenger)

#### IN CAR ENTERTAINMENT

- USB Socket (x2) front including 1 USB-C
- Voice recognition (radio, navigation and telephony features)

#### EXTERIOR FEATURES

- 16 ‘Auckland’ alloy wheels
- Rear lower bumper grained black ‘diffuser effect’ trim
- Grained black rear cluster connecting strip (Hatchback only)

#### LIGHTING AND VISIBILITY

- Eco LED headlights
- LED daytime running lights
- Visibility pack:
  - Automatic headlights
  - Automatic windscreen wipers with ‘Magic wash ’
- Rear full LED PEUGEOT signature ‘Claw effect’ lights
- Manual headlight position corrector/adjustment



# PEUGEOT 308 & 308 SW

## STANDARD EQUIPMENT BY VERSION

### ALLURE

AVAILABLE AS PETROL, DIESEL, HYBRID, PLUG-IN HYBRID & ELECTRIC

Active Specification +

#### SAFETY AND SECURITY

- Active Safety Brake (night function, cyclists & pedestrians) – ELECTRIC & PLUG-IN HYBRID only

#### COMFORT & CONVENIENCE

- Automatic air conditioning with AQS 3 (Air Quality System)
- PEUGEOT e-Remote Control (ELECTRIC & PLUG-IN HYBRID)\*, control the charging program in your car’s heating remotely.
- Dark tinted rear side and tailgate windows
- Heated Steering Wheel (ELECTRIC only)
- Visio Park 1: 180° Colour Reversing Camera
- Drive mode selector
  - Eco mode & Sport mode (Petrol, Diesel & ELECTRIC)
  - ELECTRIC, HYBRID & Sport modes (PLUG-IN HYBRID)

#### INTERIOR FEATURES

- Seating: driver and front passenger comfort seats
- Seating: ‘Falgo’ Tri-Material with ‘Isabella’ leather effect and cloth seat trim with Mint stitch detail
  - Driver manual lumbar adjustment
  - Manual height, slide and backrest adjustment (driver and passenger)
- Heated Front Seats (ELECTRIC only)
- Ski Hatch – central armrest with cup holder
- Sunvisors with concealable mirrors & LED lighting

#### EXTERIOR FEATURES

- 17 ‘Halong’ diamond cut alloy wheels
- 18 ‘Ottawa’ diamond cut alloy wheels (ELECTRIC only)
- Front grille with horizontal chrome stamping
- Rear lower bumper gloss black ‘diffuser effect’ trim with chrome detailing
- Gloss black rear cluster connecting strip (Hatchback only)

#### IN CAR ENTERTAINMENT

- USB Socket (x2) rear including 1 USB-C
- PEUGEOT customisable i-Toggles®
- Connected 3D Navigation: includes TomTom® Live updates (6 months free subscription trial)^
- New PEUGEOT i-Connect® (Activated by using ‘OK PEUGEOT’)

#### LIGHTING AND VISIBILITY

- PEUGEOT Smartbeam – High beam assist
- PEUGEOT signature LED daytime running lights



\*The e-Remote Control service is only available via the MyPEUGEOT app, and required to subscribe to the service (free of charge)

^Subject to subscription – for renewal, Terms and Conditions, and any other details about Connected Navigation services, visit: <https://services-store.peugeot.co.uk>



# PEUGEOT 308 & 308 SW

## STANDARD EQUIPMENT BY VERSION

### GT

AVAILABLE AS PETROL, DIESEL, HYBRID, PLUG-IN HYBRID & ELECTRIC

The best of all worlds, sports styling combined with outstanding levels of efficiency and specification.

Allure Specification +

**SAFETY AND SECURITY**

- PEUGEOT SOS & Assistance
- Adaptive cruise control with Stop & Go function

**COMFORT & CONVENIENCE**

- Heated Steering Wheel (ELECTRIC only)
- PEUGEOT i-Cockpit® with 10 3D digital instrument panel display
- Electrochrome frameless rear view mirror
- Driver Sport Pack:
  - Personalised colour theme for digital display with specific colouring for ELECTRIC and PLUG-IN HYBRID versions
  - Sport adjustment to the steering and accelerator pedal

**INTERIOR FEATURES**

- Multi-function full grain leather steering wheel with Adamite green stitching & GT badging
- ‘Belomka’ fabric with ‘Isabella’ leather effect and cloth seat.
  - Driver manual lumbar adjustment
  - Manual height, slide and backrest adjustment (driver and passenger)
- Heated Front Seats (ELECTRIC only)
- Interior roof ‘Mistral’ black
- Interior ambient lighting to the door panels
- Carpet Mats
- Aluminium door sills

**EXTERIOR FEATURES**

- 18 ‘Kamakura’ diamond cut two tone alloy wheels
- 18 ‘Ottawa’ diamond cut alloy wheels (ELECTRIC only)
- GT model designation badging (Petrol/ Diesel versions)
- Lion emblem badging on front wings
- Radiator grille: Dark chrome chequered
- Extended lower body sills to the front and side
- Gloss black roof rails (SW only)




**LIGHTING AND VISIBILITY**

- Full Matrix LED headlights (with automatic adjustment)
- Rear full LED 3D PEUGEOT new ‘Claw effect’ lights (with sequential ‘welcome sequence’ upon unlocking the vehicle)
- LED lighting within glovebox



# PEUGEOT 308 & 308 SW

## HATCHBACK PRICE LIST

	Engine	Fuel	HP	Titre Code	CO <sub>2</sub> g/km*	Basic MRRP	Vat (£)	Total MRRP	On The Road Costs	On The Road MRRP	P11D Value (£)	ELECTRIC RANGE (MILES) >>	2024/25 BIK (%)
 ACTIVE	1.2L PureTech 130 EAT8 S6S 8-speed Efficient Automatic Transmission (STOCK ONLY)	Petrol	131	1PP5A5LM61T0A0D2	126	23,262.50	4,652.50	27,915.00	1,175.00	29,090.00	28,815.00	-	30
	HYBRID 136 e-DSC6	Alternative Fuel – Petrol/Hybrid	136	1PP5A5LJHWT0A0D2	107	23,958.33	4,791.67	28,750.00	1,140.00	29,890.00	29,650.00	-	26
	1.5L BlueHDi 130 EAT8 S6S 8-speed Efficient Automatic Transmission	Diesel	131	1PP5A5LP41T0A0D2	128	24,429.17	4,885.83	29,315.00	1,175.00	30,490.00	30,215.00	-	30
 ALLURE HYBRID	1.2L PureTech 130 EAT8 S6S 8-speed Efficient Automatic Transmission (STOCK ONLY)	Petrol	131	1PP5A5PM61T0A0D2	129	24,537.50	4,907.50	29,445.00	1,175.00	30,620.00	30,345.00	-	30
	HYBRID 136 e-DSC6	Alternative Fuel – Petrol/Hybrid	136	1PP5A5PJHWT0A0D2	109	25,233.33	5,046.67	30,280.00	1,140.00	31,420.00	31,180.00	-	26
	1.5L BlueHDi 130 EAT8 S6S 8-speed Efficient Automatic Transmission	Diesel	131	1PP5A5PP41T0A0D2	130	25,704.17	5,140.83	30,845.00	1,175.00	32,020.00	31,745.00	-	31
	PLUG-IN HYBRID 180 e-EAT8 8-speed Efficient Automatic Transmission	Plug-in Hybrid	180	1PP5A5QR8AT0A0D2	28	30,837.50	6,167.50	37,005.00	955.00	37,960.00	37,905.00	35	12
	ELECTRIC 54kWh 156	Electric	156	1PP5A5QZIFT0A0D2	0	31,329.17	6,265.83	37,595.00	955.00	38,550.00	38,495.00	257	2
 GT HYBRID	1.2L PureTech 130 EAT8 S6S 8-speed Efficient Automatic Transmission (STOCK ONLY)	Petrol	131	1PP5A5TM61T0A0D2	130	26,766.67	5,353.33	32,120.00	1,175.00	33,295.00	33,020.00	-	31
	HYBRID 136 e-DSC6	Alternative Fuel – Petrol/Hybrid	136	1PP5A5TJHWT0A0D2	111	27,441.67	5,488.33	32,930.00	1,165.00	34,095.00	33,830.00	-	27
	1.5L BlueHDi 130 EAT8 S6S 8-speed Efficient Automatic Transmission	Diesel	131	1PP5A5TP41T0A0D2	132	27,891.67	5,578.33	33,470.00	1,225.00	34,695.00	34,370.00	-	31
	PLUG-IN HYBRID 180 e-EAT8 8-speed Efficient Automatic Transmission	Plug-in Hybrid	180	1PP5A5UR8AT0A0D2	29	33,179.17	6,635.83	39,815.00	955.00	40,770.00	40,715.00	35	12
	PLUG-IN HYBRID 225 e-EAT8 8-speed Efficient Automatic Transmission	Plug-in Hybrid	225	1PP5A5UR7AT0A0D2	29	34,345.83	6,869.17	41,215.00	955.00	42,170.00	42,115.00	35	12
	ELECTRIC 54kWh 156	Electric	156	1PP5A5UZIFT0A0D2	0	33,054.17	6,610.83	39,665.00	955.00	40,620.00	40,565.00	257	2

CO<sub>2</sub> figures, P11D values, BIK% and MRRP pricing shown above are for a standard vehicle without any additional optional equipment. CO<sub>2</sub> figures are used to calculate Vehicle Excise Duty (VED) for the first registration of the vehicle as well as EAER range data and RDE2 compliance for BIK%. The addition of optional extras could increase the certified CO<sub>2</sub> emission output or modify the EAER range. This in turn may affect the amount of VED payable upon registration, and, for company car drivers, the amount of Benefit in Kind (BIK) tax payable.




\*For further information on CO<sub>2</sub> and pricing for vehicles with optional equipment, please visit [www.peugeot.co.uk](https://www.peugeot.co.uk) and configure your chosen vehicle with your preferred options. Figures shown are for comparison purposes and should only be compared to the fuel consumption and CO<sub>2</sub> values of other cars tested to the same technical standard.

The fuel consumption achieved, and CO<sub>2</sub> produced, in real world conditions will depend upon a number of factors including, but not limited to: the accessories fitted (pre and post registration); variations in weather; driving styles and vehicle load. The WLTP (Worldwide Harmonised Light Vehicles Test Procedure) is used to measure fuel consumption and CO<sub>2</sub> figures.\*\*'On the Road' MRRP includes registration plates and delivery to retailer (including VAT), 12 months' Vehicle Excise Duty and new vehicle registration fee of £55. Excludes fuel and insurance.

All information and prices correct at time of publication, but are subject to change at any time without prior notice (which may occur as a result of matters including, but not limited to, any changes in legislation and/or any changes by the government).

# PEUGEOT 308 & 308 SW

## SW PRICE LIST

	Engine	Fuel	HP	Titre Code	CO <sub>2</sub> g/km*	Basic MRRP	Vat (£)	Total MRRP	On The Road Costs	On The Road MRRP	P11D Value (£)	ELECTRIC RANGE (MILES) >>	2024/25 BIK (%)
 ACTIVE	1.2L PureTech 130 EAT8 S6S 8-speed Efficient Automatic Transmission (STOCK ONLY)	Petrol	131	1PP5C5LM61T0A0D2	128	24,262.50	4,852.50	29,115.00	1,175.00	30,290.00	30,015.00	-	30
	HYBRID 136 e-DSC6	Alternative Fuel – Petrol/Hybrid	136	1PP5C5LJHWT0A0D2	109	24,958.33	4,991.67	29,950.00	1,140.00	31,090.00	30,840.00	-	26
	1.5L BlueHDi 130 EAT8 S6S 8-speed Efficient Automatic Transmission	Diesel	131	1PP5C5LP41T0A0D2	129	25,429.17	5,085.83	30,515.00	1,175.00	31,690.00	31,415.00	-	30
 ALLURE HYBRID	1.2L PureTech 130 EAT8 S6S 8-speed Efficient Automatic Transmission (STOCK ONLY)	Petrol	131	1PP5C5PM61T0A0D2	131	25,537.50	5,107.50	30,645.00	1,225.00	31,870.00	31,545.00	-	31
	HYBRID 136 e-DSC6	Alternative Fuel – Petrol/Hybrid	136	1PP5C5PIHWT0A0D2	112	26,250.00	5,250.00	31,500.00	1,165.00	32,665.00	32,390.00	-	27
	1.5L BlueHDi 130 EAT8 S6S 8-speed Efficient Automatic Transmission	Diesel	131	1PP5C5PP41T0A0D2	131	26,704.17	5,340.83	32,045.00	1,225.00	33,270.00	32,945.00	-	31
	PLUG-IN HYBRID 180 e-EAT8 8-speed Efficient Automatic Transmission	Plug-in Hybrid	180	1PP5C5QR8AT0A0D2	29	31,837.50	6,367.50	38,205.00	955.00	39,160.00	39,105.00	35	12
	ELECTRIC 54kWh 156	Electric	156	1PP5C5QZIFT0A0D2	0	32,329.17	6,465.83	38,795.00	955.00	39,750.00	39,695.00	254	2
 GT HYBRID	1.2L PureTech 130 EAT8 S6S 8-speed Efficient Automatic Transmission (STOCK ONLY)	Petrol	131	1PP5C5TM61T0A0D2	131	27,729.17	5,545.83	33,275.00	1,225.00	34,500.00	34,175.00	-	31
	HYBRID 136 e-DSC6	Alternative Fuel – Petrol/Hybrid	136	1PP5C5TJHWT0A0D2	113	28,441.67	5,688.33	34,130.00	1,165.00	35,295.00	35,030.00	-	27
	1.5L BlueHDi 130 EAT8 S6S 8-speed Efficient Automatic Transmission	Diesel	131	1PP5C5TP41T0A0D2	132	28,895.83	5,779.17	34,675.00	1,225.00	35,900.00	35,575.00	-	31
	PLUG-IN HYBRID 180 e-EAT8 8-speed Efficient Automatic Transmission	Plug-in Hybrid	180	1PP5C5UR8AT0A0D2	29	34,179.17	6,835.83	41,015.00	955.00	41,970.00	41,915.00	35	12
	PLUG-IN HYBRID 225 e-EAT8 8-speed Efficient Automatic Transmission	Plug-in Hybrid	225	1PP5C5UR7AT0A0D2	29	35,345.83	7,069.17	42,415.00	955.00	43,370.00	43,315.00	35	12
	ELECTRIC 54kWh 156	Electric	156	1PP5C5UZIFT0A0D2	0	34,054.17	6,810.83	40,865.00	955.00	41,820.00	41,765.00	254	2

CO<sub>2</sub> figures, P11D values, BIK% and MRRP pricing shown above are for a standard vehicle without any additional optional equipment. CO<sub>2</sub> figures are used to calculate Vehicle Excise Duty (VED) for the first registration of the vehicle as well as EAER range data and RDE2 compliance for BIK%. The addition of optional extras could increase the certified CO<sub>2</sub> emission output or modify the EAER range. This in turn may affect the amount of VED payable upon registration, and, for company car drivers, the amount of Benefit in Kind (BIK) tax payable.

\*For further information on CO<sub>2</sub> and pricing for vehicles with optional equipment, please visit [www.peugeot.co.uk](https://www.peugeot.co.uk) and configure your chosen vehicle with your preferred options. Figures shown are for comparison purposes and should only be compared to the fuel consumption and CO<sub>2</sub> values of other cars tested to the same technical standard.

The fuel consumption achieved, and CO<sub>2</sub> produced, in real world conditions will depend upon a number of factors including, but not limited to: the accessories fitted (pre and post registration); variations in weather; driving styles and vehicle load. The WLTP (Worldwide Harmonised Light Vehicles Test Procedure) is used to measure fuel consumption and CO<sub>2</sub> figures.\*\*'On the Road' MRRP includes registration plates and delivery to retailer (including VAT), 12 months' Vehicle Excise Duty and new vehicle registration fee of £55. Excludes fuel and insurance.

All information and prices correct at time of publication, but are subject to change at any time without prior notice (which may occur as a result of matters including, but not limited to, any changes in legislation and/or any changes by the government).



# PEUGEOT 308 & 308 SW

## REINVENTING THE DRIVING EXPERIENCE

# PEUGEOT i-Cockpit®

The **PEUGEOT i-Cockpit®** is part of PEUGEOT’s Design language. With each generation, it is enhanced and modernised. With new 308, it marks a clear change in terms of ergonomics, quality, design and technology.

The PEUGEOT i-Cockpit®, comprises of the following key features:

### Configurable 10.0 head-up digital instrument panel

Available as standard across the PEUGEOT 308 range, this 10.0 100% digital screen can be customised to suit the driver’s needs. As the panel is positioned higher, it is closer to the road and is more within the driver’s field of vision. This can increase safety when compared to a conventional setup where the dials sit within the wheel, further from the road.

The crisp and colourful graphics within the instrument panel can be adapted to give a variety of display modes some of which include:

- Connected Navigation
- Driving Aids
- Radio/Media
- Energy flow (ELECTRIC and PLUG-IN HYBRID)

In addition to the above a ‘Personal’ mode can also be configured, for optimum comfort.



PEUGEOT i-Cockpit®



\*Sport Mode (ICE)



### Compact Drive Selector ‘e-Toggle’

This stylish drive selector with its ergonomic design complements the PEUGEOT I-Cockpit and helps to free up space within the cabin.

Operation is intuitive and smooth, for the more exuberant driver a manual driving mode is also available, changes can be performed seamlessly via the steering column mounted paddles (excluding ELECTRIC versions).

## PEUGEOT 308 & 308 SW REINVENTING THE DRIVING EXPERIENCE

### PEUGEOT i-Cockpit®

#### Compact multi-function steering wheel

Compact dimensions coupled with a re-designed shape enhance every journey in PEUGEOT 308. Out on the road the compact dimensions increase the visibility of the instrument panel whilst in the corners it provides heightened responses and improved agility.

The compact multi-function steering wheel includes sensors which can detect the drivers grip on the steering wheel when using the driving aids such as Adaptive Cruise Control.

The compact multi-function steering wheel includes controls for the radio, media, volume, Telephone, driving aids & voice recognition.

You can also enjoy the comfort of a heated steering wheel, available as an option on GT versions, standard on ELECTRIC versions.



*i-Toggles®*



#### 10.0 high definition (HD) capacitive touchscreen

With crystal clear graphics, the 10.0 capacitive touchscreen houses several key technological features on the new PEUGEOT 308. Capacitive technology helps to give smartphone levels of responsiveness whilst multi-touch technology brings greater levels of functionality. In keeping with the PEUGEOT i-Cockpit® theme, the touchscreen is angled towards the driver.

From Allure you will enjoy the virtual i-Toggles® which are a second touch-sensitive screen. Each i-Toggle is a virtual shortcut key which can be completely customised to your needs.

The new i-Connect® function will also allow you easier access to applications by saying 'OK PEUGEOT' followed by your command.

From Allure you can connect wirelessly to the car using Android Auto or Apple Car Play™



## PEUGEOT 308 & 308 SW HIGH-END DESIGN

# STYLE & PRACTICALITY

### THE SILHOUETTE OF THE PEUGEOT 308 IS DYNAMIC FROM EVERY ANGLE.

Its sleek, athletic lines with bold proportions emphasise a powerful personality.

The assertive verticality of the large grille continues with a long bonnet. The rear end is muscular and powerful, its aerodynamics boosted by its lowered roof line. It is visibly larger, sitting firmly on its wheels.

The distinguished and streamlined profile reveals its athletic look.



It is the first vehicle to feature the new PEUGEOT badge, the brand's timeless identity, combining history and ultra-modernity. This emblem, with its contemporary typeface, is displayed proudly on the radiator grille. The bonnet sports the 308 monogram, with a front end signalling the new look.

The ultra-compact front lighting signature is decidedly contemporary and hi-tech. Combining elegance with strength, the front headlights mark the dynamism and identity of the PEUGEOT 308.

The hi-tech and modern rear lighting signature is accompanied by ultra-compact Full LED lights or Full LED 3D lights (Standard on GT).



## PEUGEOT 308 & 308 SW HIGH-END DESIGN

### STYLE & PRACTICALITY

The PEUGEOT 308 SW presents a powerful stance, reinforced by an extended bonnet and a set-back windscreen.

The athletic and distinguished profile present aerodynamic lines and a muscular rear end. The stylish gloss back roof bars, also standard on GT trim, elegantly enhance the fluidity of its longer body style.



#### Practicality

The boot volume of the PEUGEOT 308 SW offers practicality, with a minimum volume of up to 608 Litres and by folding the rear seats, which feature a 40/20/40 split, a maximum of up to 1634 Litres is achieved.

The PEUGEOT 308 SW can benefit from the smart electric tailgate, optional on GT versions, which is operated with a foot sensor under the bumper. Making loading the vehicle hands free even easier.

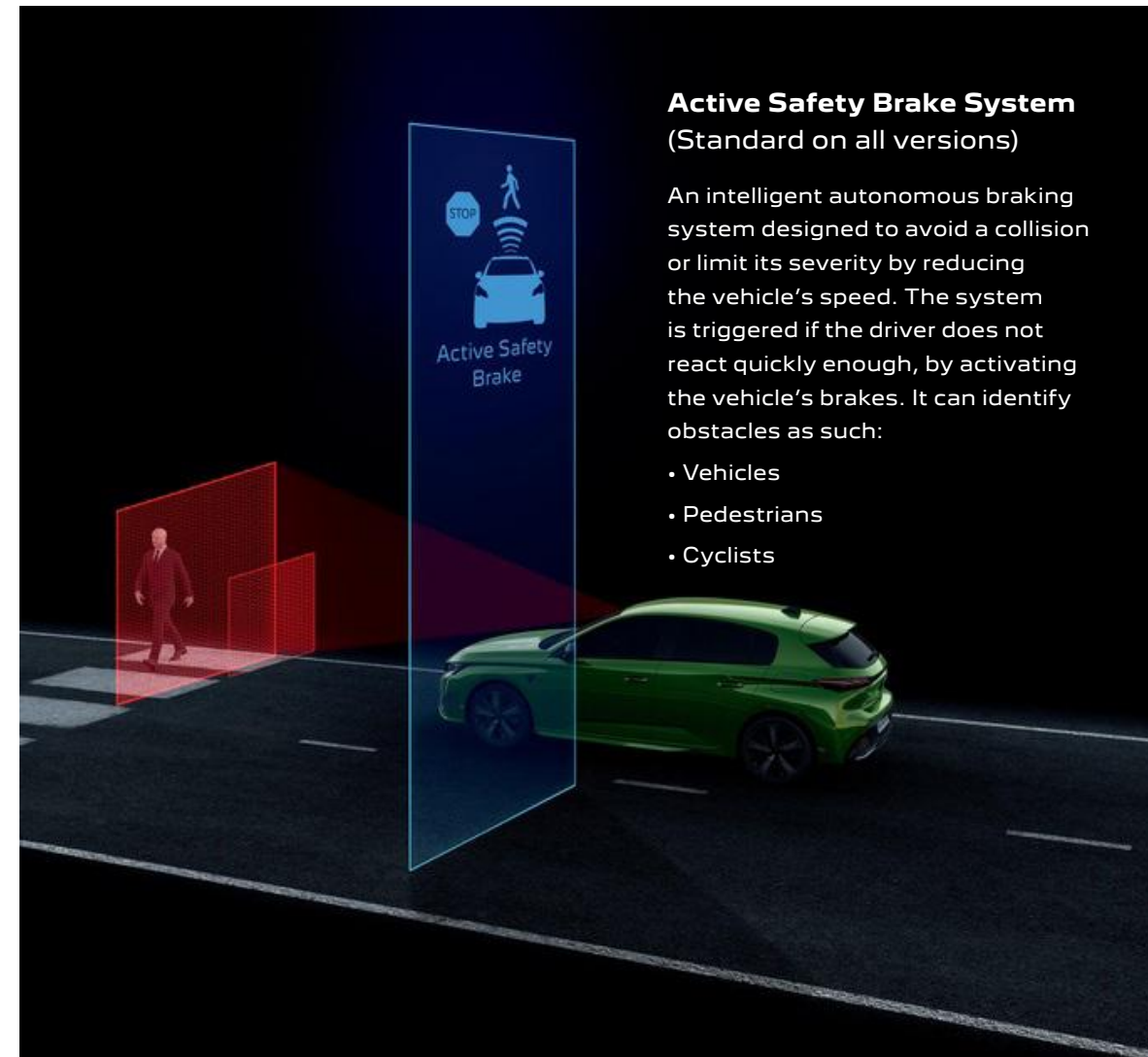




## PEUGEOT 308 & 308 SW EXPLORE THE RANGE

# SAFETY TECHNOLOGY

The PEUGEOT 308 is fitted with numerous driving and manoeuvring assistance systems to increase your comfort and safety.




### Adaptive Cruise Control with Stop Function (ACC Stop)

Standard on GT & ELECTRIC versions

The ACC Stop and Go system, which can be controlled via steering wheel with the PEUGEOT 308, provides two key functions:

- Automatically maintains vehicle speed at the reference speed set by the driver
- Automatically adjusts vehicle speed to keep a safe distance from the vehicle in front, in line with the setting selected by the driver.



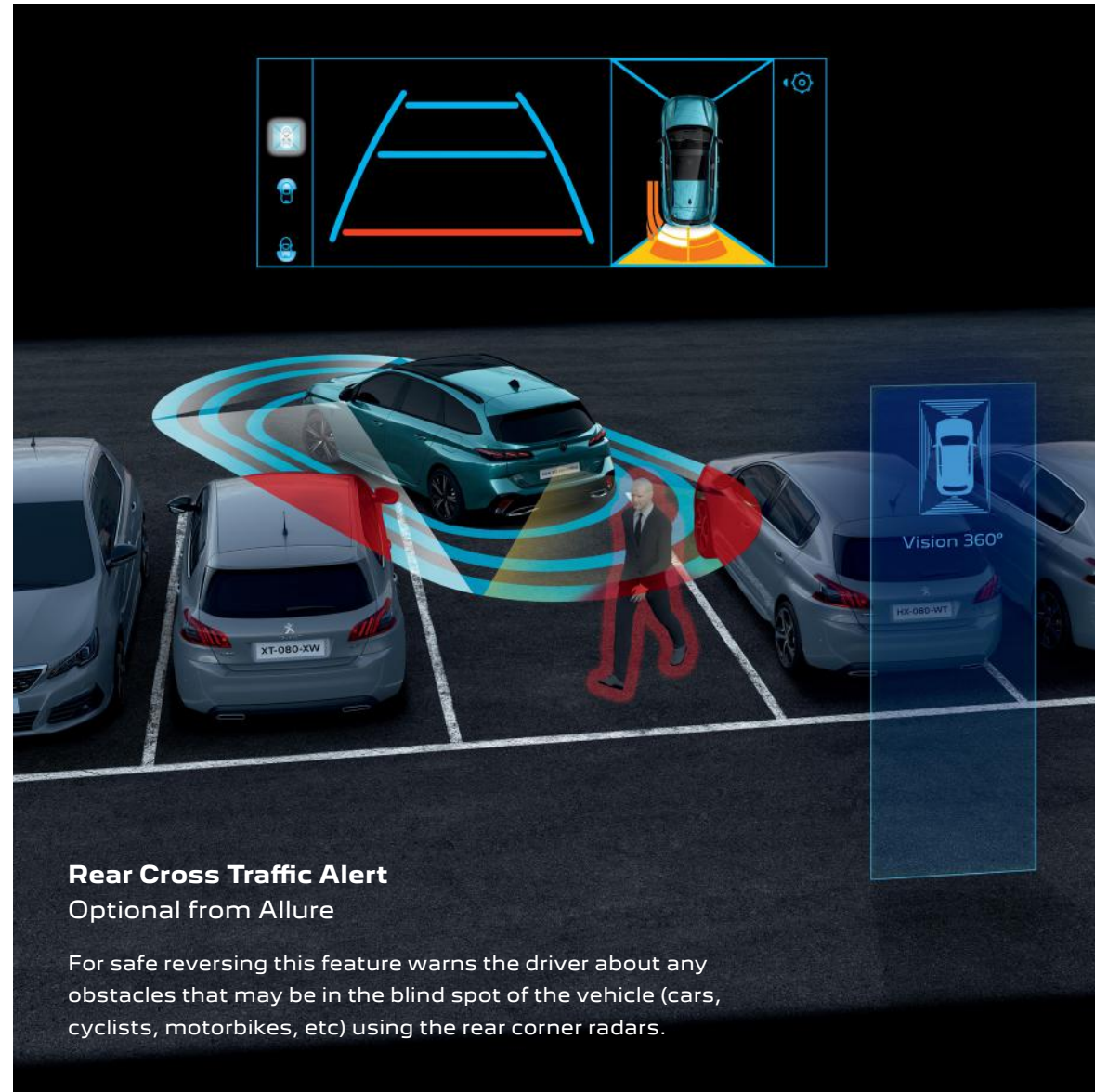
### Long Range Blind Spot Detection (up to 75 meters)

Optional from Allure

Using lateral ultrasound sensors to cover areas out of your field of vision along with the windscreen mounted camera, an LED illuminates in either side door mirror to alert to the presence of a car, lorry, motorbike or bicycle in your blind spot. The system works when overtaking a slower vehicle or when overtaken by a faster vehicle.

## PEUGEOT 308 & 308 SW EXPLORE THE RANGE

# SAFETY TECHNOLOGY



### Full Matrix LED Headlights technology (Standard on GT)

The ultra-compact front lighting signature is decidedly contemporary and hi-tech. Combining elegance with strength, the front headlights mark the dynamism and identity of the PEUGEOT 308.

This feature automatically adapts the headlight beams to the traffic conditions, maintaining optimal lighting without hindering other road users (such as oncoming vehicles or vehicles in front).



### Lane Keeping Assist

A system that monitors longitudinal lane markings on the ground. If a deviation is detected across a lane marking, you are alerted by a flashing indicator on the digital instrument panel in the cabin.

In addition as soon as the system identifies a risk of accidentally crossing one of the marking lines detected on the ground, the steering is gradually corrected to keep the vehicle in lane, at speeds of over 40mph. For further peace of mind, road edge detection is also included to reduce the likelihood of the vehicle leaving the road in an accident.

Lane Positioning Assist (optional from Allure)

This intelligent system positions the car centrally with the middle of a lane, applying left and right trajectory corrections accordingly whilst the adaptive cruise control maintain speed and distance from the traffic ahead.



## NEW PEUGEOT 308 & 308 SW PLUG-IN HYBRID

# LIVE THE POWER OF CHOICE

### PLUG-IN HYBRID powertrain:

The PEUGEOT 308 PLUG-IN HYBRID is available with two options:

- PLUG-IN HYBRID 180 e-EAT8 with our efficient Puretech 150 engine combined with a 81kw electric engine.
- PLUG-IN HYBRID 225 with our efficient Puretech 180 engine combined with a 81kw electric engine.

**The PEUGEOT 308 PLUG-IN HYBRID features the following key elements:**

### TECHNICAL

Efficient Puretech 150 /180 engine combined with a 81kw electric engine, complete with the electrified EAT8 automatic gearbox (e-EAT8).

This efficient combination gives you a combined power output of either 180hp (110kW) or 225hp (132kW) as well as a lively and stimulating drive with immediate reactivity.

Battery: Li-Ion 12.4kWh (102kW)

Warranty: 8 year/100,000 mile

(For 70% of original capacity)

### EMP2 V3 platform

308 PLUG-IN HYBRID has been engineered on the latest EMP2 V3 multi-energy platform which has been developed to offer a range of powertrains without compromise.

Particular attention was given to weight reduction and balance to ensure a great driving experience whilst preserving space on board and luggage capacity.

### Charging flexibility with 2 modes available

**Domestic (AC):** 1.8kWh from a domestic 3-pin socket, full charge in 7hrs 05mins (accessory cable needed)

**Standard:** 7.4kWh from a wall box, full charge in 3 hr 50mins

**Standard:** 7.4kWh from a wall box, full charge in 1 hr 55 mins (with optional 7.4kWh on board charger)

### USAGE

#### 3 driving modes

In the PEUGEOT 308 PLUG-IN HYBRID you will be able to choose between 3 driving modes:

**HYBRID** – alternation of electric and internal combustion engine driving to optimise the use of energies

**ELECTRIC** – allows for 100% electric driving

**SPORT** – uses all of the power of internal combustion and electric engines for maximum performance



## NEW PEUGEOT 308 & 308 SW ELECTRIC

# LIVE THE POWER OF CHOICE

The new PEUGEOT E-308 features the following key elements:

### TECHNICAL

54 kWh traction battery combined with a 156hp electric motor.

The PEUGEOT E-308 offers a lively and stimulating drive thanks to its 100% electric powertrain. You benefit from immediate reactivity with up to 270Nm of torque from 0mph. The silent engine offers a serene drive without vibration.

**Battery:** Lithium-ion 54kWh

**Warranty:** 8year/100,000 mile (for 70% of original capacity)

### EMP2 V3 platform

New E-308 has been engineered on the latest EMP2 V3 multi-energy platform which has been developed to offer a range of powertrains including ELECTRIC, PLUG-IN HYBRID and tradition Internal Combustion Engines (ICE), all without compromise.

Particular attention was given to weight reduction and balance to ensure a great driving experience whilst preserving space on board and luggage capacity.

### Charging flexibility with 3 modes available

**Domestic (AC):** 10A / 2.3kW from a domestic 3-pin socket, charge from 20% to 80% in 14hrs 40mins (accessory cable needed)

**Standard:** .7.4kW from a wall box, charge from 20% to 80% in 4 hr 25mins

**Rapid:** 100kW, charge from 20% to 80% in only 30 minutes

### USAGE

#### 3 driving modes

New E-308 allows you to choose between 3 driving modes:

- **Sport:** priority given to performance, both power and torque maximised to 156hp and 270Nm respectively
- **Normal:** default mode on start-up for daily usage, offering power of 136hp and torque of 250Nm
- **Eco:** priority given to optimising range by reducing power to 109hp, torque to 220Nm, as well as limiting use of energy intensive systems including heating and air conditioning

#### 2 braking modes

New E-308 also benefits from 2 levels of regenerative braking to help optimise vehicle range:

- **Moderate:** sensation similar to a traditional petrol engine, this is the default setting on start-up
- **Increased:** also known as Brake-Mode (B-Mode), can be selected by the driver offering a higher lever of regenerative braking and allowing deceleration to be controlled via the accelerator pedal





## PEUGEOT 308 & 308 SW PLUG-IN HYBRID AND 308 ELECTRIC ELECTRIC & PLUG-IN HYBRID WITHOUT COMPROMISE

## LIVE THE POWER OF CHOICE



### ELECTRIC & PLUG-IN HYBRID SERVICES

#### MyPEUGEOT App

**Charge management** Control, plan, launch and check the vehicle's charge remotely.

**Climate preset** Remotely plan and control the heating or air conditioning in the interior of your car.

**e-Coaching** Consumption logs and statistics.

#### Home charging

ELECTRIC and PLUG-IN HYBRID versions come with a Mode 3 Type 2 cable as standard (6 metre length). We recommend installing a wall box at home and PEUGEOT will refer you to their specialist charging partner.



### ELECTRIC & PLUG-IN HYBRID STYLING

The PEUGEOT 308 ELECTRIC & PLUG-IN HYBRID come with distinctive and exclusive touches

'Distinctive 'E' & 'HYBRID' badging on the rear tailgate.'

The PEUGEOT E-308 & 308 PLUG-IN HYBRID feature specific technological animations and menus on the touchscreen providing easy access to all vehicle information including energy flows.




'Specific 'E' & 'PLUG-IN HYBRID' graphics available through the i-Cockpit®.'

On PLUG-IN HYBRID versions an 'e-SAVE FUNCTION' allows you to save or regenerate all or part of the battery for later use during your journey.



PEUGEOT 308 & 308 SW  
CHOOSE YOUR OPTIONS (1/3)

KEY: ● STANDARD   ○ OPTIONAL   — UNAVAILABLE




	OPTION CODE	 ACTIVE	 ALLURE	 GT	Basic RRP £ Excluding VAT	VAT @ 20%	Total RRP £ Including VAT
PAINT							
Metallic Paint – Olivine Green <i>(Hatchback only)</i>	M0M1	●	●	●	0.00	0.00	0.00
Metallic Paint – Avatar Blue <i>(SW only)</i>	M0BK	●	●	●	0.00	0.00	0.00
Metallic Paint – Cumulus Grey (M0F4), Nera Black (M09V), Okenite White (M0SU), Selenium Grey (M0LD), Obsession Blue – Hatchback only (M0DP)	←	○	○	○	625.00	125.00	750.00
Premium Paint – Elixir Red	M5VH	○	○	○	791.67	158.33	950.00
COMFORT AND CONVENIENCE							
Heated steering wheel (standard on ELECTRIC versions)	I301	—	—	○	125.00	25.00	150.00
7.4 kW Onboard Charger (PLUG-IN HYBRID versions only)	LZ02	—	○	○	333.33	66.67	400.00
OPTION PACKS							
360° Vision & Drive Assist Pack - 360° Colour 4 Camera System - Front Parking Sensors - Drive Assist Pack (ZVEN) – Rear Cross Traffic Alert, Adaptive cruise control with Stop & Go function & Long range Blind Spot Detection	1G18	—	○	—	541.67	108.33	650.00
360° Vision & Drive Assist Plus Pack - 360° Colour 4 Camera System - Clean Cabin System (O301) - Drive Assist Pack Plus (ZVEP) – Rear cross traffic alert, Adaptive cruise control with Stop & Go function, Long range Blind Spot, Detection & Lane Position Assist	J6QR	—	—	○ HATCHBACK ONLY	533.33	106.67	640.00
360° Vision & Drive Assist Plus & Smart Electric Tailgate Pack - 360° Colour 4 Camera System - Clean Cabin System (O301) - Smart Electric Tailgate with foot sensor and pedestrian detection (D501) - Drive Assist Pack Plus (ZVEP) – Rear cross traffic alert, Adaptive cruise control with Stop & Go function, Long range Blind Spot Detection & Lane Position Assist	J6QM	—	—	○ SW ONLY	800.00	160.00	960.00



# PEUGEOT 308 & 308 SW

## CHOOSE YOUR OPTIONS (2/3)

KEY: ● STANDARD ○ OPTIONAL — UNAVAILABLE

	OPTION CODE	 ACTIVE	 ALLURE	 GT	Basic RRP £ Excluding VAT	VAT @ 20%	Total RRP £ Including VAT
OPTION PACKS CONTINUED							
<b>Access Pack</b> - PEUGEOT Open & Go Keyless Entry System (YD04) - Smartphone Wireless Charger (E301)	J6DN	—	○	—	375.00	75.00	<b>450.00</b>
<b>Cargo Pack</b> Luggage area hooks and high load restraining net (SW only)	NM02	○	○	○	83.33	16.67	<b>100.00</b>
<b>Alcantara* with Driver &amp; Passenger Seat Pack (WAFP)</b> ‘Fraxx knit’ Tri-Material Alcantara® with ‘Isabella’ leather effect and cloth seat (DBFX) Driver: AGR – electric driver adjustment, memory: height, slide, backrest angle, electric lumbar adjustment (4 ways), adjustable seat cushion, heating, multi-point massage. Passenger: Manual seat adjustment, slide, backrest angle with rotary button, height, electric lumbar adjustment, heating & multi-point massage (Excluding ELECTRIC versions)	DBFX	—	—	○	825.00	165.00	<b>990.00</b>
<b>Driver &amp; Passenger Seat Pack</b> Driver: AGR – electric driver adjustment, memory: height, backrest angle, electric lumbar adjustment (4 ways), manual slide and seat cushion nose adjustment & multi-point massage. Passenger: Manual seat adjustment, slide, backrest angle with rotary button, height, electric lumbar adjustment & multi-point massage (ELECTRIC versions only)	WAGJ	—	—	○	416.67	83.33	<b>500.00</b>
<b>Hi-Fi Pack</b> - FOCAL Premium Hi-Fi System (6F04) - Smartphone Wireless Charger (E301) (Excluding ELECTRIC Versions)	J6GS	—	—	○	675.00	135.00	<b>810.00</b>

\*Additional terms and conditions apply to connected services, including customer acceptance of location sharing prior to activation.

\*\* Not available in conjunction with FOCAL® Hi-Fi




^Subject to subscription – after you have taken delivery of your vehicle, please subscribe on: <https://services-store.peugeot.co.uk/>

^^ Tow Bar only to be used for Cycle Carriers on ELECTRIC versions, towing not permitted

# PEUGEOT 308 & 308 SW

## CHOOSE YOUR OPTIONS (3/3)

KEY: ● STANDARD ○ OPTIONAL — UNAVAILABLE




	OPTION CODE	 ACTIVE	 ALLURE	 GT	Basic RRP £ Excluding VAT	VAT @ 20%	Total RRP £ Including VAT
INFOTAINMENT							
PEUGEOT SOS & Assistance	ZJ52	○	—	—	116.67	23.33	140.00
PEUGEOT SOS & Assistance	ZJEW	—	○	●	116.67	23.33	140.00
PEUGEOT Connect Advanced — Connected 3D Navigation: includes TomTom® Live updates and Speedcam alerts (6 month trial subscription)*^ Includes PEUGEOT SOS & Assistance	ZJ53	○	—	—	616.67	123.33	740.00
Smartphone Wireless Charger (ELECTRIC versions only)	E301	—	—	○	83.33	16.67	100.00
EXTERIOR FEATURES							
Electric Opening Glass Roof with interior blind (Excluding SW ELECTRIC versions)	TC07	—	—	○	750.00	150.00	900.00
Towbar^^: manually retractable with 13-pin harness and TSM (trailer sway mitigation) system (^^Towing prohibited on ELECTRIC versions, for Cycle Carrier use only)	AQ05	○	○	○	658.33	131.67	790.00
18 ‘PORTLAND’ Diamond Cut Alloy Wheels (Excluding ELECTRIC Versions)	ZHUN	—	—	○	83.33	16.67	100.00
18 ‘PORTLAND’ Diamond Cut Alloy Wheels + Spare Wheel Preparation (Excluding ELECTRIC, PLUG-IN HYBRID & SW versions)	ZHX1	—	—	○	100.00	20.00	120.00
Spare Wheel Preparation ACTIVE (Excluding ELECTRIC & PLUG-IN HYBRID versions)	ZHF4	○	—	—	16.67	3.33	20.00
Spare Wheel Preparation ALLURE (Excluding ELECTRIC, PLUG-IN HYBRID & SW versions)	ZHW9	—	○	—	16.67	3.33	20.00
Spare Wheel Preparation GT** (Excluding ELECTRIC, PLUG-IN HYBRID & SW versions)	ZHX0	—	—	○	16.67	3.33	20.00






# PEUGEOT 308 & 308 SW

## EQUIPMENT (1/5)

- KEY:**
- STANDARD
  - OPTIONAL   O+ OPTION PACK
  - UNAVAILABLE

	 ACTIVE	 ALLURE	 GT
SAFETY AND SECURITY			
ABS (Anti-lock Braking System) with EBD (Electronic Braking Distribution) and EBA (Emergency Braking Assistance)	●	●	●
Airbags: Adaptive driver and front passenger airbags (includes passenger airbag deactivation function)	●	●	●
Airbags: Driver and front passenger side airbag, front and rear curtain airbags	●	●	●
Alarm with anti-lift sensor (Thatcham category 1 approved)	●	●	●
Automatic door locking when moving off	●	●	●
Automatic hazard light activation upon heavy brake application	●	●	●
Automatic Post-Collision Braking System	●	●	●
AVAS: Acoustic Vehicle Alerting System. Generates a sound when travelling at low speed, audible outside the vehicle for pedestrian safety (ELECTRIC & PLUG-IN HYBRID versions)	—	●	●
Child locking functionality on rear doors	●	●	●
Deadlocking	●	●	●
Electronic code immobiliser	●	●	●
ESP (Electronic Stability Programme) with Hill Start Assist	●	●	●
Front optimised safety headrests and rear retractable headrests (x3), height-adjustable.	●	●	●
Front three-point retractable seatbelts, with force limiters	●	●	●
Front and rear disc brakes	●	●	●
Locking wheel nut	●	●	●
Isofix child seat fittings (x2) in the second row	●	●	●
Intelligent Speed Adaption	●	●	●




\* Standard on Petrol and Diesel versions.  
\*\* Standard on ELECTRIC & PLUG-IN HYBRID versions.  
\*\*\* Standard on ELECTRIC versions.

	 ACTIVE	 ALLURE	 GT
PEUGEOT SOS & Assistance	○	○	●
Programmable cruise control and speed limiter	●	●	●
Adaptive cruise control with Stop & Go function	—	● <sup>***</sup> /○+	●
360° Vision & Drive Assist Pack - 360° Colour 4 Camera System - Front Parking Sensors - Drive Assist Pack (ZVEN) – Rear Cross Traffic Alert, Adaptive Cruise Control with Stop & Go function & Long Range Blind Spot Detection	—	○+	—
360° Vision & Drive Assist Plus Pack - 360° Colour 4 Camera System - Clean Cabin System (O301) - Drive Assist Pack Plus (ZVEP) – Rear Cross Traffic Alert, Adaptive Cruise Control with Stop & Go function, Long Range Blind Spot Detection & Lane Position Assist	—	—	○+
Lane Keeping Assist	●	●	●
Speed limit recognition and recommendation	●	●	●
Active Safety Brake (pedestrians and cyclists)	●	● <sup>*</sup>	—
Active Safety Brake (Night function, pedestrians and cyclists)	—	● <sup>**</sup>	●
Driver attention warning	●	●	●
Seatbelt unfastened on the move audible and visual alert for front and rear seats	●	●	●
Space saver spare wheel preparation (Petrol & Diesel)	○	○	○
Puncture kit	●	●	●
Tyre pressure sensors	●	●	●
Exterior temperature indicator with ice warning	●	●	●




# PEUGEOT 308 & 308 SW

## EQUIPMENT (2/5)

- KEY:**
- STANDARD
  - OPTIONAL   ○+ OPTION PACK
  - UNAVAILABLE

	 ACTIVE	 ALLURE	 GT
COMFORT AND CONVENIENCE			
Automatic air conditioning	●	●	●
Automatic air conditioning with AQS 3 (Air Quality System)	—	●	●
Clean Cabin Technology	—	—	○+
Acoustic tinted windscreen and laminated front side windows	—	—	●
Centre console with 2 cup holders	●	●	●
Central front armrest with storage compartment	●	●	●
Driver Sport Pack: — Personalised colour theme for digital display, Sport adjustment to the steering and accelerator pedal, Digital engine colouring for PHEV versions	—	—	●
Electric, heated and power folding door mirrors	●	●	●
Heated steering wheel	—	●***	○/●***
Electrochrome rear view mirror with frame	●	●	—
Frameless Electrochrome rear view mirror	—	—	●
Electric parking brake	●	●	●
3.7 kW monophas e On board charger (PLUG-IN HYBRID versions)	●	●	●
11 kW triphase On board charger (ELECTRIC versions)	—	●	●
Mode 3 type 2 cable for Wallbox charging (ELECTRIC & PLUG-IN HYBRID versions)	●	●	●
E-remote Control (ELECTRIC & PLUG-IN HYBRID versions)	—	●	●
Manual driving mode — change gear manually via steering mounted paddles (Excluding ELECTRIC versions)	●	●	●
Electric power steering with reach and rake adjustable steering column	●	●	●
Smart electric tailgate — with foot sensor and pedestrian detection (SW only)	—	—	○+

\* Standard on Petrol and Diesel versions.  
\*\* Standard on ELECTRIC & PLUG-IN HYBRID versions.  
\*\*\* Standard on ELECTRIC versions.




	 ACTIVE	 ALLURE	 GT
Multifunction trip computer	●	●	●
One-touch electric front windows with pinch protection	●	●	●
One-touch electric rear windows with pinch protection	●	●	●
Parking sensors — rear	●	●	—
Parking sensors — front & rear	—	○+	●
180° HD Colour Reversing Camera	—	●	●
360° HD Colour Front and Rear Camera system	—	○+	○+
PEUGEOT i-Cockpit®: compact steering wheel	●	●	●
PEUGEOT i-Cockpit®: 10 HD colour touchscreen	●	●	●
PEUGEOT i-Cockpit® with 10 digital instrument panel display	●	●	●
PEUGEOT 3D i-Cockpit®: Configurable 3D head-up instrument panel	—	—	●
Multi driving mode selector — Eco / Normal / Sport mode selector (Petrol, Diesel & ELECTRIC)	●	●	●
Multi driving mode selector — ELECTRIC/HYBRID /Sport mode PLUG-IN HYBRID	—	●	●
Push button start	●	●	—
PEUGEOT Open & Go system (keyless entry)	—	○+	●
Tailgate with heated rear windscreen & wiper blade	●	●	●
Rear windscreen wiper triggered automatically in reverse gear	●	●	●
Dark tinted rear side and tailgate windows	—	●	●






# PEUGEOT 308 & 308 SW

## EQUIPMENT (3/5)

- KEY:**
- STANDARD
  - OPTIONAL    ○+ OPTION PACK
  - UNAVAILABLE

	 ACTIVE	 ALLURE	 GT
INTERIOR FEATURES			
8-colour personalisable ambient lighting (door panels)	—	—	●
Compact drive selector 'e-Toggle'	●	●	●
Sport pedals with foot rest	●	●	●
Multi-function split leather & gloss steering wheel	●	●	—
Multi-function full grain leather steering wheel with 'Adamite' green stitching & GT badging	—	—	●
Ski Hatch with central rear armrest with cup holder (Hatch only)	—	●	●
Central rear armrest with cup-holders (SW only)	—	●	●
LED lighting within glovebox	—	—	●
PEUGEOT aluminium door sills	—	—	●
'Piano' keys: black plated toggle switches to access main functions of the vehicle	●	●	●
Carpet mats	—	—	●
Roof lining — Light Grey	●	●	—
Roof lining — Mistral black	—	—	●
Seating: driver and front passenger seat manual adjustment (longitudinal and back rest angle)	●	●	●
Seating: driver and front passenger seat mechanical height adjustment	●	●	●
Seating: Driver manual lumbar adjustment	●	●	●
Seating — 40/20/40 folding rear seats (SW only)	—	●	●
Seating: –1/3 – 2/3 folding rear seat	●	●	●
Rear flat folding seats (SW Only)	●	●	●




\* Standard on Petrol and Diesel versions.  
\*\* Standard on ELECTRIC & PLUG-IN HYBRID versions.  
\*\*\* Standard on ELECTRIC versions.




	 ACTIVE	 ALLURE	 GT
Seating: driver and front passenger comfort seats	●	—	—
Seating: driver and front passenger Dynamic seats	—	●	●
Seating: heated front driver & passenger seats	—	● <sup>***</sup>	● <sup>***</sup> / ○+
Seating: 'Renze' Tri-Material cloth seat	●	—	—
Seating: 'Falgo' Tri-Material with 'Isabella' leather effect and cloth seat	—	●	—
Seating: ‘Belomka’ fabric with ‘Isabella’ leather effect and cloth seat	—	—	●
Seating: ' 'Fraxx knit' Tri-Material Alcantara® with 'Isabella' leather effect and cloth seat	—	—	● <sup>***</sup> / ○+
Seating: AGR — electric driver adjustment, memory: height, slide, backrest angle, electric lumbar adjustment (4 ways), adjustable seat cushion, heating, multi-point massage. Passenger: Manual seat adjustment, slide, backrest angle with rotary button, height, electric lumbar adjustment, heating & multi-point massage	—	—	○+

# PEUGEOT 308 & 308 SW

## EQUIPMENT (4/5)

- KEY:**
- STANDARD
  - OPTIONAL   O+ OPTION PACK
  - UNAVAILABLE




	 ACTIVE	 ALLURE	 GT
EXTERIOR FEATURES			
Body-colour exterior door handles	●	●	●
Body-colour rear spoiler	●	●	●
Door mirror shells: Nera Black	●	●	●
Gloss black B pillar	—	●	●
Grained black rear cluster connecting strip	●	—	—
Gloss black rear cluster connecting strip	—	●	●
GT model designation badging on tailgate (Petrol/Diesel)	—	—	●
Lion emblem badging on front wings	—	—	●
Dichroic HYBRID badging (PLUG-IN HYBRID versions)	—	●	●
E-308 badging (ELECTRIC versions)	—	●	●
Model designation badges front and rear	●	●	●
Extended lower body sills to the front and side	—	—	●

	 ACTIVE	 ALLURE	 GT
* Standard on Petrol and Diesel versions.			
** Standard on ELECTRIC & PLUG-IN HYBRID versions.			
*** Standard on ELECTRIC versions.			
Rear lower bumper grained black ‘diffuser effect’ trim	●	—	—
Rear lower bumper gloss black 'diffuser effect' trim	—	●	●
Rear lower bumper with chrome detailing	—	●	●
Front grille with horizontal chrome stamping	—	●	—
Radiator grille: Dark chrome chequered	—	—	●
16 'Auckland' alloy wheels	●	—	—
17 'Halong' diamond cut alloy wheel	—	●	—
18 'Kamakura' diamond cut two tone alloy wheels	—	—	●
18 ‘Ottawa’ diamond cut two tone alloy wheels	—	●***	●***
18 'Portland' diamond cut black alloy wheels (Excluding ELECTRIC versions)	—	—	○
Electric Opening Glass Roof with interior blind (Excluding SW ELECTRIC)	—	—	○
Gloss black roof rails (SW only)	—	—	●






# PEUGEOT 308 & 308 SW EQUIPMENT (5/5)

- KEY:**
- STANDARD
  - OPTIONAL   ○+ OPTION PACK
  - UNAVAILABLE

	 ACTIVE	 ALLURE	 GT
LIGHTING AND VISIBILITY			
Eco LED Headlights	●	●	—
Full Matrix LED headlights (with automatic adjustment)	—	—	●
LED daytime running lights	●	—	—
PEUGEOT signature LED daytime running lights	—	●	●
LED side indicator lights integrated into door mirrors	●	●	●
Rear numberplate LED lights (x2)	●	●	●
Rear full LED PEUGEOT signature 'Claw Effect' lights (with daylight function)	●	●	—
Rear full LED 3D PEUGEOT new 'claw effect' lights (with sequential 'welcome sequence' upon unlocking the vehicle)	—	—	●
Rear reversing lights	●	●	●
High Beam Assist	—	●	●
Visibility pack: automatic lights	●	●	●
Visibility pack: automatic windscreen wipers with magic wash	●	●	●
Visibility pack: 'follow me home' headlights	●	●	●
Manual headlight position corrector/adjustment	●	●	—

\* Standard on Petrol and Diesel versions.  
\*\* Standard on ELECTRIC & PLUG-IN HYBRID versions.  
\*\*\* Standard on ELECTRIC versions.

	 ACTIVE	 ALLURE	 GT
IN CAR ENTERTAINMENT			
Bluetooth® telephone facility	●	●	●
DAB Radio (Digital Audio Broadcasting)	●	●	●
Mirror Screen®: (Apple CarPlay™ & Android Auto) To be used with cable	●	●	●
Wireless connection for Android Auto / Apple Car Play™	—	—	●
PEUGEOT customisable i-Toggles®	—	●	●
6 Speaker radio	●	●	●
Focal® Premium Hi-Fi 10HP system, with 4 tweeters, 2 woofers and 1 central speaker with sub-woofer (excluding ELECTRIC versions)	—	—	○+
USB Socket (x2) front including 1 USB-C	●	●	●
USB Socket (x2) rear USB-C: Charging only	—	●	●
PEUGEOT i-Connect® (Activated by using 'OK PEUGEOT')	—	●	●
Voice recognition (radio, navigation and telephony features)	●	●	●
Connected 3D Navigation: includes TomTom® Live updates and speedcam alerts (6 months free subscription trial)^	○	●	●
12 V socket	●	●	●
Smartphone Wireless Charger	—	—	○

^Subject to subscription – for renewal, Terms and Conditions, and any other details about Connected Navigation services, visit: <https://services-store.peugeot.co.uk>

# PEUGEOT 308 & 308 SW

## HATCHBACK PAINT

KEY: ● STANDARD ○ OPTIONAL — UNAVAILABLE	OPTION CODE	ACTIVE	ALLURE	GT
METALLIC PAINT				
Olivine Green	M0M1	●	●	●
Cumulus Grey	M0F4	○	○	○
Nera Black	M09V	○	○	○
Okenite White	M0SU	○	○	○
Selenium Grey	M0LD	○	○	○
Obsession Blue	MODP	○	○	○
PREMIUM PAINT				
Elixir Red	M5VH	—	○	○



Olivine Green



Cumulus Grey



Nera Black



Okenite White



Selenium Grey



Obsession Blue



Elixir Red



# PEUGEOT 308 & 308 SW

## SW PAINT

KEY: ● STANDARD ○ OPTIONAL — UNAVAILABLE	OPTION CODE	ACTIVE	ALLURE	GT
METALLIC PAINT				
Avatar Blue	M0BK	●	●	●
Cumulus Grey	M0F4	○	○	○
Nera Black	M09V	○	○	○
Okenite White	M0SU	○	○	○
Selenium Grey	M0LD	○	○	○
PREMIUM PAINT				
Elixir Red	M5VH	—	○	○



Avatar Blue



Cumulus Grey



Nera Black



Okenite White



Selenium Grey



Elixir Red

# PEUGEOT 308 & 308 SW

## UPHOLSTERY OPTIONS

	ACTIVE	ALLURE	GT	
UPHOLSTERY OPTIONS				
Upholstery	‘Renze’ Tri-Material cloth seat	‘Falgo’ Tri-Material with ‘Isabella’ leather effect and cloth seat	‘Belomka’ fabric with ‘Isabella’ leather effect and cloth seat	‘Fraxx knit’ Tri-Material Alcantara® with ‘Isabella’ leather effect and cloth seat
Trim code	D8FX	D9FX	JUFR	DBFX
Top-stitching	‘Zephyr’ grey	Mint	‘Adamite’ green	‘Adamite’ green
Seat trim availability	●	●	●	○ (Standard on ELECTRIC versions)



Active – D8FX



Allure – D9FX



GT – JUFR



GT – DBFX (optional)



# PEUGEOT 308 & 308 SW

## WHEELS

KEY: ● STANDARD   ○ OPTIONAL   — UNAVAILABLE

	ACTIVE	ALLURE	GT
WHEEL DESCRIPTION			
16 'Auckland' alloy wheels (ZHF3)	●	—	—
17 'Halong' Diamond cut alloy wheels (ZHUF) – Excluding ELECTRIC versions	—	●	—
18 'Ottawa' Diamond cut alloy wheels (ZHZ1) – ELECTRIC versions	—	●	●
18 'Kamakura' Diamond cut alloy wheels (ZHUJ) – ELECTRIC versions	—	—	●
18 'Portland' Diamond cut black alloy wheels (ZHUN) – Excluding ELECTRIC versions	—	—	○



16 'Auckland'  
alloy wheels (ZHF3)



17 'Halong'  
Diamond cut alloy wheels (ZHUF)



18 'Ottawa'  
Diamond cut alloy wheels (ZHZ1)



18 'Kamakura'  
Diamond cut alloy wheels (ZHUJ)



18 'Portland'  
Diamond cut black alloy wheels (ZHUN)

# PEUGEOT 308 & 308 SW

## TECHNICAL SPECIFICATION (1/2)

KEY: ● STANDARD — UNAVAILABLE	308			308 SW		
	1.2L PureTech 130 EAT8 S&S 8-speed automatic	HYBRID 136 e-DSC6 6-speed dual clutch automatic	1.5L BlueHDi 130 EAT8 S&S 8-speed automatic	1.2L PureTech 130 EAT8 S&S 8-speed automatic	HYBRID 136 e-DSC6 6-speed dual clutch automatic	1.5L BlueHDi 130 EAT8 S&S 8-speed automatic
DRIVETRAIN						
Fuel type	Petrol	Petrol	Diesel	Petrol	Petrol	Diesel
Stop and Start functionality	●	●	●	●	●	●
Cubic capacity (cc)	1199	1199	1499	1199	1199	1499
Maximum power bhp (Kw)	131 (96) @ 5500	134 (100) @5500	131 (96) @ 3750	131 (96) @ 5500	136 (100) @ 5500	131 (96) @ 3750
Maximum torque lb/ft (Nm)	170 (230) @ 1750	170 (230) @ 1750	221 (300) @ 1750	170 (230) @ 1750	170 (230) @ 1750	221 (300) @ 1750
8-speed automatic	8-SPEED	6-SPEED	8-SPEED	8-SPEED	6-SPEED	8-SPEED
Service Schedule	12,500 / 1 Year	16,000 / 1 Year	20,000 / 1 Year	12,500 / 1 Year	16,000 / 1 Year	20,000 / 1 Year
BRAKES						
Front and rear discs	●	●	●	●	●	●
SUSPENSIONS AND TYRES						
Front suspension	Pseudo MacPherson					
Rear suspension	De-formable Crossmember					
Size – 16 tyres	205/55 R16					
Size – 17 tyres	225/45 R17					
Size – 18 tyres	225/40/R18					
REGULATED EMISSIONS						
Carbon monoxide (mg/km)	301.6	730.4	43	301.6	730.4	43
Total hydrocarbons (mg/km)	22	19.8	—	22	19.8	—
Nitrogen Oxides (mg/km)	41	12.6	50.8	41	12.6	50.8
Total Hydrocarbons + Nitrogen Oxides (mg/km)	—	—	55.9	—	—	55.9
Particulate Matter (mg/km)	0.66	0.04	0.35	0.66	0.04	0.35

The fuel consumption achieved, and CO<sub>2</sub> produced, in real world conditions will depend upon a number of factors including, but not limited to: the accessories fitted (pre and post registration); variations in weather; driving styles and vehicle load. The WLTP (Worldwide Harmonised Light Vehicles Test Procedure) is used to measure fuel consumption and CO<sub>2</sub> figures.

Figures shown are for comparison purposes and should only be compared to the fuel consumption and CO<sub>2</sub> values of other cars tested to the same technical standard.

^ 'LOW': Low speed city driving, representative of city centre driving, maximum 35mph.

^^ 'MEDIUM': Medium speed town driving, representative of town or suburban driving, maximum 50mph.

^^^ 'HIGH': High speed rural driving, representative of A-road or dual carriageway driving, maximum 60mph.

^\* 'EXTRA HIGH': Extra High speed motorway driving, representative of a typical European motorway, maximum 81mph.

^^^ 'COMBINED': A mixed journey average of all elements.

Figures quoted reflect a range of configurations (including non-UK market vehicles) and are subject to changes resulting from ongoing product development, range evolutions, testing and evaluations.





# PEUGEOT 308 & 308 SW

## TECHNICAL SPECIFICATION (2/2)

KEY:

— UNAVAILABLE

	308			308 SW		
	1.2L PureTech 130 EAT8 S&S 8-speed automatic	HYBRID 136 e-DSC6 6-speed dual clutch automatic	1.5L BlueHDi 130 EAT8 S&S 8-speed automatic	1.2L PureTech 130 EAT8 S&S 8-speed automatic	HYBRID 136 e-DSC6 6-speed dual clutch automatic	1.5L BlueHDi 130 EAT8 S&S 8-speed automatic

FUEL CONSUMPTION, EMISSIONS and PERFORMANCE (driver only) INFORMATION

Maximum speed (mph)	130	130	129	130	130	129
Acceleration 0-62 mph driver only (sec)	9.7	9.3	10.6	9.9	9.3	10.9
Fuel Consumption: Low MPG (litres/100km)^	35.5 - 40.3 (7.0 - 8.0)	51.5 - 68.7 (4.1 - 5.5)	43.2 - 48.8 (5.8- 6.5)	35.5 - 40.3 (7.0 - 8.0)	51.5 - 68.7 (4.1 - 5.5)	43.2 - 48.8 (5.8- 6.5)
Fuel Consumption: Medium MPG (litres/100km)^^	43.4 - 50.9 (5.5 - 6.5)	49.2 - 64.1 (4.4 - 5.7)	50.9 - 59.7 (4.7 - 5.5)	43.4 - 50.9 (5.5 - 6.5)	49.2 - 64.1 (4.4 - 5.7)	50.9 - 59.7 (4.7 - 5.5)
Fuel Consumption: High MPG (litres/100km)^^^	50.4 - 60.3 (4.7 - 5.6)	53.6 - 71.7 (3.9 - 5.3)	57.0 - 68.9 (4.1- 5.0)	50.4 - 60.3 (4.7 - 5.6)	53.6 - 71.7 (3.9 - 5.3)	57.0 - 68.9 (4.1- 5.0)
Fuel Consumption: Extra High MPG (litres/100km)^*	41.7 - 51.8 (5.5- 6.8)	43.6 - 54.1 (5.2 - 6.5)	47.5 - 57.7 (4.9 - 5.9)	41.7 - 51.8 (5.5- 6.8)	43.6 - 54.1 (5.2 - 6.5)	47.5 - 57.7 (4.9 - 5.9)
Fuel Consumption: Combined MPG (litres/100km)^*^	43.3 - 51.9 (5.4 - 6.5)	48.5 - 62.6 (4.5 - 5.8)	50.1 - 59.6 (4.7 - 5.6)	43.3 - 51.9 (5.4 - 6.5)	48.5 - 62.6 (4.5 - 5.8)	50.1 - 59.6 (4.7 - 5.6)
Carbon Dioxide (CO <sub>2</sub> ) emissions Combined (g/km) **	123 - 147	102 - 131	124 - 148	123 - 147	102 - 131	124 - 148

VEHICLE WEIGHT INFORMATION (KG)

Gross vehicle weight	1850	1960	1940	1860	2010	1950
Mass in service	1421	1521	1501	1476	1582	1538
Kerb weight	1288	1375	1361	1345	1435	1400
Gross train weight	3050	3110	3490	3060	3110	3450
Maximum braked trailer weight	1200	1150	1550	1200	1100	1500
Maximum tow ball weight	70	70	70	70	70	70

INSURANCE CODES

Active	19E	19E	19E	19E	19E	19E
Allure	19E	19E	19E	19E	19E	19E
GT	20E	21E	21E	20E	20E	20E

The fuel consumption achieved, and CO<sub>2</sub> produced, in real world conditions will depend upon a number of factors including, but not limited to: the accessories fitted (pre and post registration); variations in weather; driving styles and vehicle load. The WLTP (Worldwide Harmonised Light Vehicles Test Procedure) is used to measure fuel consumption and CO<sub>2</sub> figures.

Figures shown are for comparison purposes and should only be compared to the fuel consumption and CO<sub>2</sub> values of other cars tested to the same technical standard.

^ 'LOW': Low speed city driving, representative of city centre driving, maximum 35mph.

^^ 'MEDIUM': Medium speed town driving, representative of town or suburban driving, maximum 50mph.

^^^ 'HIGH': High speed rural driving, representative of A-road or dual carriageway driving, maximum 60mph.

^\* 'EXTRA HIGH': Extra High speed motorway driving, representative of a typical European motorway, maximum 81mph.

^^^ 'COMBINED': A mixed journey average of all elements.

Figures quoted reflect a range of configurations (including non-UK market vehicles) and are subject to changes resulting from ongoing product development, range evolutions, testing and evaluations.



# PEUGEOT 308 & 308 SW

## PLUG-IN HYBRID TECHNICAL SPECIFICATION (1/3)

KEY: ● STANDARD — UNAVAILABLE	308		308 SW	
	PLUG-IN HYBRID 180 e-EAT8 8-speed Efficient Automatic Transmission	PLUG-IN HYBRID 225 e-EAT8 8-speed Efficient Automatic Transmission	PLUG-IN HYBRID 180 e-EAT8 8-speed Efficient Automatic Transmission	PLUG-IN HYBRID 225 e-EAT8 8-speed Efficient Automatic Transmission
PETROL ENGINE				
Cubic capacity (cc)	1598	1598	1598	1598
Maximum power hp (kW)	150 (110) @ 6000	179 (132) @ 6000	150 (110) @ 6000	179 (132) @ 6000
Maximum torque lb/ft (Nm)	184 (250) @ 1750	184 (250) @ 1750	184 (250) @ 1750	184 (250) @ 1750
Stop and Start functionality	—	—	—	—
Regulated Emission Standard	Euro 6d	Euro 6d	Euro 6d	Euro 6d
Injection Type	Direct	Direct	Direct	Direct
Service Interval	20,000 / 1 Year	20,000 / 1 Year	20,000 / 1 Year	20,000 / 1 Year
ELECTRIC MOTOR				
Electric motor (integrated with the e-EAT8 gearbox)	1 at the front	1 at the front	1 at the front	1 at the front
Maximum power hp (kW)	110.4 (81) @ 2500	110.4 (81) @ 2500	110.4 (81) @ 2500	110.4 (81) @ 2500
Maximum torque lb/ft (Nm)	236 (320) @ 500 – 2500	236 (320) @ 500 - 2500	236 (320) @ 500 – 2500	236 (320) @ 500 - 2500
Battery	Li-ion	Li-ion	Li-ion	Li-ion
Battery Warranty	8 year traction battery warranty	8 year traction battery warranty	8 year traction battery warranty	8 year traction battery warranty
Battery Capacity (kWh) / Battery Power (kW)	12.4 / 102	12.4 / 102	12.4 / 102	12.4 / 102
Electric Range (Combined) miles (Very High Consumption – Very Low Consumption)	35-36	35-36	35-36	35-36
Equivalent All Electric Range – EAER (miles)*	35	35	35	35
On Board Charger (kW)	3.7 as standard / 7.4 as option	3.7 as standard / 7.4 as option	3.7 as standard / 7.4 as option	3.7 as standard / 7.4 as option
COMBINED PERFORMANCE				
Combined Maximum power hp (kW)	180 (133)	225 (165)	180 (133)	225 (165)
Combined Maximum torque lb/ft (Nm)	266 (360)	266 (360)	266 (360)	266 (360)

The fuel consumption or electric range achieved, and CO<sub>2</sub> produced (where applicable), in real world conditions will depend upon a number of factors including, but not limited to: the accessories fitted (pre and post registration); the starting charge of the battery; variations in weather; driving styles and vehicle load.

The WLTP (Worldwide Harmonised Light Vehicles Test Procedure) is used to measure fuel consumption, electric range and CO<sub>2</sub> figures.

Figures shown are for comparison purposes and should only be compared to the fuel consumption, electric range and CO<sub>2</sub> values of other cars tested to the same technical standard.

^ ‘LOW’: Low speed city driving, representative of city centre driving, maximum 35mph.

^^ ‘MEDIUM’: Medium speed town driving, representative of town or suburban driving, maximum 50mph.

^^^ ‘HIGH’: High speed rural driving, representative of A-road or dual carriageway driving, maximum 60mph.

^\* ‘EXTRA HIGH’: Extra High speed motorway driving, representative of a typical European motorway, maximum 81mph.

^^^ ‘COMBINED’: A mixed journey average of all elements.

Figures quoted reflect a range of configurations (including non-UK market vehicles) and are subject to changes resulting from ongoing product development, range evolutions, testing and evaluations.

\*Please note: The EAER, Equivalent All Electric Range, is for business tax calculations only and does not represent the actual range attainable by the vehicle.



# PEUGEOT 308 & 308 SW

## PLUG-IN HYBRID TECHNICAL SPECIFICATION (2/3)

KEY:	308		308 SW	
	● STANDARD			
— UNAVAILABLE				
TRANSMISSION				
Type	Automatic, Front wheel drive	Automatic, Front wheel drive	Automatic, Front wheel drive	Automatic, Front wheel drive
Number of gears	8	8	8	8
VEHICLE WEIGHT INFORMATION (KG)				
Gross vehicle weight	2120	2120	2170	2170
Mass in service	1727	1742	1787	1800
Kerb weight	1603	1633	1659	1687
Gross train weight	3620	3620	3620	3620
Maximum braked trailer weight	1500	1500	1450	1450
Maximum tow ball weight	70	70	70	70
PERFORMANCE (driver only) INFORMATION				
Maximum speed in Sport mode / Electric (mph)	140/83	146/83	140/83	146/83
Acceleration 0-62 mph driver only (sec)	7.6	7.5	7.7	7.6
FUEL CONSUMPTION INFORMATION (WLTP V. Low / V. High Fuel Consumption)				
Fuel Consumption: Combined MPG (litres/100km) ^*^	199.4 - 242.7 (1.2 - 1.4)	199.4 - 242.7 (1.2 - 1.4)	199.4 - 242.7 (1.2 - 1.4)	199.4 - 242.7 (1.2 - 1.4)
Carbon Dioxide (CO <sub>2</sub> ) emissions Combined (g/km)	26-32	26-32	26-32	26-32
FUEL				
Capacity (litres)	40	40	40	40

The fuel consumption or electric range achieved, and CO<sub>2</sub> produced (where applicable), in real world conditions will depend upon a number of factors including, but not limited to: the accessories fitted (pre and post registration); the starting charge of the battery; variations in weather; driving styles and vehicle load.

The WLTP (Worldwide Harmonised Light Vehicles Test Procedure) is used to measure fuel consumption, electric range and CO<sub>2</sub> figures.

Figures shown are for comparison purposes and should only be compared to the fuel consumption, electric range and CO<sub>2</sub> values of other cars tested to the same technical standard.

^ 'LOW': Low speed city driving, representative of city centre driving, maximum 35mph.

^^ 'MEDIUM': Medium speed town driving, representative of town or suburban driving, maximum 50mph.

^^^ 'HIGH': High speed rural driving, representative of A-road or dual carriageway driving, maximum 60mph.

^\* 'EXTRA HIGH': Extra High speed motorway driving, representative of a typical European motorway, maximum 81mph.

^^^ 'COMBINED': A mixed journey average of all elements.

Figures quoted reflect a range of configurations (including non-UK market vehicles) and are subject to changes resulting from ongoing product development, range evolutions, testing and evaluations.

\*Please note: The EAER, Equivalent All Electric Range, is for business tax calculations only and does not represent the actual range attainable by the vehicle.





# PEUGEOT 308 & 308 SW

## PLUG-IN HYBRID TECHNICAL SPECIFICATION (3/3)

KEY:	308		308 SW	
	PLUG-IN HYBRID 180 e-EAT8 8-speed Efficient Automatic Transmission	PLUG-IN HYBRID 225 e-EAT8 8-speed Efficient Automatic Transmission	PLUG-IN HYBRID 180 e-EAT8 8-speed Efficient Automatic Transmission	PLUG-IN HYBRID 225 e-EAT8 8-speed Efficient Automatic Transmission
REGULATED EMISSIONS				
Carbon monoxide (mg/km)	229.1	235.4	229.1	235.4
Total hydrocarbons (mg/km)	21.7	11.5	21.7	11.5
Nitrogen Oxides (mg/km)	3.5	4.6	3.5	4.6
Total Hydrocarbons + Nitrogen Oxides (mg/km)	—	—	—	—
Particulate Matter (mg/km)	0.42	0.21	0.42	0.21
BRAKES				
Front and rear discs	Front: 304x28mm / Rear: 268x12mm	Front: 304x28mm / Rear: 268x12mm	Front: 304x28mm / Rear: 268x12mm	Front: 304x28mm / Rear: 268x12mm
SUSPENSION AND TYRES				
Front suspension	Pseudo-Mac Pherson axle	Pseudo-Mac Pherson axle	Pseudo-Mac Pherson axle	Pseudo-Mac Pherson axle
Rear suspension	Semi-independent wheels – Twist beam axle	Semi-independent wheels – Twist beam axle	Semi-independent wheels – Twist beam axle	Semi-independent wheels – Twist beam axle
Size – 17 tyres	225/45 R17	—	225/45 R17	—
Size – 18 tyres	225/40 R18	225/40 R18	225/40 R18	225/40 R18
INSURANCE CODES				
Allure	26E	—	28E	—
GT	28E	29E	29E	30E

The fuel consumption or electric range achieved, and CO<sub>2</sub> produced (where applicable), in real world conditions will depend upon a number of factors including, but not limited to: the accessories fitted (pre and post registration); the starting charge of the battery; variations in weather; driving styles and vehicle load.

The WLTP (Worldwide Harmonised Light Vehicles Test Procedure) is used to measure fuel consumption, electric range and CO<sub>2</sub> figures.

Figures shown are for comparison purposes and should only be compared to the fuel consumption, electric range and CO<sub>2</sub> values of other cars tested to the same technical standard.

^ ‘LOW’: Low speed city driving, representative of city centre driving, maximum 35mph.

^^ ‘MEDIUM’: Medium speed town driving, representative of town or suburban driving, maximum 50mph.

^^^ ‘HIGH’: High speed rural driving, representative of A-road or dual carriageway driving, maximum 60mph.

^^\* ‘EXTRA HIGH’: Extra High speed motorway driving, representative of a typical European motorway, maximum 81mph.

^^^\* ‘COMBINED’: A mixed journey average of all elements.

Figures quoted reflect a range of configurations (including non-UK market vehicles) and are subject to changes resulting from ongoing product development, range evolutions, testing and evaluations.

\*Please note: The EAER, Equivalent All Electric Range, is for business tax calculations only and does not represent the actual range attainable by the vehicle.



# PEUGEOT 308 & 308 SW

## TECHNICAL SPECIFICATION – ELECTRIC (1/2)

KEY:		
● STANDARD		
— UNAVAILABLE		
ELECTRIC MOTOR		
Maximum power hp (kW)	156 (115)	156 (115)
Maximum torque lb/ft (Nm @ RPM)	270	270
Battery Capacity (kWh) / Battery power (kW)	54 / 100	54 / 100
Battery Warranty	8 Year traction battery warranty	8 Year traction battery warranty
Electric Range CITY (High to Low) miles	308-341	308-341
Electric Range COMBINED (High to Low) miles	237-267	237-267
Electric Range WLTP (miles)	Up to 257	Up to 254
On Board Charger (kW)	11	11
TRANSMISSION		
Type	Automatic	Automatic
Number of gears	One	One
SUSPENSIONS AND TYRES		
Front suspension	Pseudo MacPherson	Pseudo MacPherson
Rear suspension	Semi-independent wheels – Twist beam axle	Semi-independent wheels – Twist beam axle
Size – 18 tyres	215/45 R18 V	215/45 R18 V
BRAKES		
Front and rear discs	●	●
PERFORMANCE		
Maximum speed (mph)	106	106
Acceleration 0-62 mph driver only (sec)	9.8	9.9



# PEUGEOT 308 & 308 SW

## TECHNICAL SPECIFICATION – ELECTRIC (2/2)

KEY: ○ STANDARD — UNAVAILABLE	E-308 ELECTRIC	E-308 SW ELECTRIC
	ELECTRIC 54 kWh 156	ELECTRIC 54 kWh 156
REGULATED EMISSIONS		
Carbon monoxide (mg/km)	—	—
Total hydrocarbons (mg/km)	—	—
Nitrogen Oxides (mg/km)	—	—
Total Hydrocarbons + Nitrogen Oxides (mg/km)	—	—
Particulate Matter (mg/km)	—	—
Carbon Dioxide (CO <sub>2</sub> ) emissions Combined (g/km)**	0	0
VEHICLE WEIGHT INFORMATION (KG)		
Gross vehicle weight	2190	2200
Mass in service	1794	1819
Kerb weight	1684	1716
Gross train weight	—	—
Maximum braked trailer weight	—	—
Maximum tow ball weight	—	—
SERVICE SCHEDULE		
Initial operation 8,000 miles / 1 Year, first scheduled service 16,000 miles / 2 Years		
INSURANCE CODES		
Allure	24E	24E
GT	25E	25E

The fuel consumption or electric range achieved, and CO<sub>2</sub> produced (where applicable), in real world conditions will depend upon a number of factors including, but not limited to: the accessories fitted (pre and post registration); the starting charge of the battery; variations in weather; driving styles and vehicle load. The WLTP (Worldwide Harmonised Light Vehicles Test Procedure) is used to measure fuel consumption, electric range and CO<sub>2</sub> figures.

Figures shown are for comparison purposes and should only be compared to the fuel consumption, electric range and CO<sub>2</sub> values of other cars tested to the same technical standard.

^ ‘LOW’: Low speed city driving, representative of city centre driving, maximum 35mph.


^^ ‘MEDIUM’: Medium speed town driving, representative of town or suburban driving, maximum 50mph.

^^^ ‘HIGH’: High speed rural driving, representative of A-road or dual carriageway driving, maximum 60mph.

^^\* ‘EXTRA HIGH’: Extra High speed motorway driving, representative of a typical European motorway, maximum 81mph.

^^^\* ‘COMBINED’: A mixed journey average of all elements

Figures quoted reflect a range of configurations (including non-UK market vehicles) and are subject to changes resulting from ongoing product development, range evolutions, testing and evaluations.





# PEUGEOT 308 & 308 SW

## HATCHBACK DIMENSIONS


EXTERNAL DIMENSIONS	
Length (mm)	4365
Width (mm)	1850
Height (mm)	1465
Wheelbase (mm)	2680
Front / rear overhang (mm)	900/785
Front / rear track width (mm)	1560/1555

EXTERNAL DIMENSIONS FOR PARKING	
Width with front / rear doors open (mm)	3650 / 3356
Width with door mirrors open / folded (mm)	2062 / 1859

INTERNAL DIMENSIONS	
Number of seats	5
Front / rear elbow room (mm)	1443 / 1411
Front / rear shoulder room (mm)	1428 / 1367
Front / rear head room (mm) *	891 / 866

BOOT, STORAGE & FUEL TANK	
Length with rear seat back up (mm)	770
Width between wheel housings (mm)	1050
Min. boot volume ICE/ ELECTRIC & PLUG-IN HYBRID (litres)	412 / 361
Max. boot volume ICE/PLUG-IN HYBRID (litres)	1323 / 1271
Fuel tank capacity Puretech & Diesel/PLUG-IN HYBRID (litres)	52 / 40

\*Value with the optional panoramic glass roof.



412 L  
361 L (ELECTRIC & PLUG-IN-HYBRID)

A	718	F	891
B	597	G	866
C1	886	H	510
C2	1743	I	452
D	857	J	1428
E	770	K	1443
E1	1050	L	1367
E2	524	M	1411
E3	689	N	129


# PEUGEOT 308 & 308 SW SW DIMENSIONS

EXTERNAL DIMENSIONS	
Length (mm)	4635
Width (mm)	1850
Height (mm)	1475
Wheelbase (mm)	2735
Front / rear overhang (mm)	900 / 1000
Front / rear track width (mm)	1560 / 1555

EXTERNAL DIMENSIONS FOR PARKING	
Width with front / rear doors open (mm)	3650 / 3351
Width with door mirrors open / folded (mm)	2062 / 1860

INTERNAL DIMENSIONS	
Number of seats	5
Front / rear elbow room (mm)	1443 / 1414
Front / rear shoulder room (mm)	1428 / 1367
Front / rear head room (mm) *	891 / 882

BOOT, STORAGE & FUEL TANK	
Length with rear seat back up / folded** (mm)	1026
Width between wheel housings (mm)	1029
Min. boot volume ICE/ELECTRIC & PLUG-IN HYBRID (litres)	608 / 548
Max. boot volume ICE/PLUG-IN HYBRID (litres)	1634 / 1574
Fuel tank capacity Puretech & Diesel/PLUG-IN HYBRID (litres)	52 / 40



A	718	F	891
B	597	G	882
C1	886	H	510
C2	1743	I	450
D	857	J	1428
E	1026	K	1443
E1	1029	L	1367
E2	493	M	1414
E3	797	N	129



## PEUGEOT 308 & 308 SW SERVICE CONTRACTS

# PEUGEOT OFFER TWO LEVELS OF SERVICE PLAN CONTRACTS

What's included:

- PEUGEOT Service Plans offer complete assurance that all your servicing costs will be completely covered for the duration of the plan
- We offer PEUGEOT Service Plans for up to five years with many mileage options
- One-off up front or monthly direct debit payment options available
- All packages are affordable and inflation proof, which means they will remain at a fixed cost for the duration of the plan.

Monthly price examples\*:

### 308

36 Months / 30,000 Miles	48 Months / 40,000 Miles	60 Months / 50,000 Miles
£18.00 per month	£22.25 per month	£21.00 per month

### 308 PLUG-IN HYBRID

36 Months / 30,000 Miles	48 Months / 40,000 Miles	60 Months / 50,000 Miles
£21.60 per month	£26.70 per month	£25.20 per month

\*Price examples based on an annual mileage of 10,000 per annum. Updated on 01/09/2022.

A PEUGEOT Service Plan can be purchased up to 12 months after registration date. The prices quoted above are indicative, for a bespoke quote please contact your local PEUGEOT Retailer. If the plan is taken out after the date of registration an additional payment will be required to cover this starting period.

Any normal wear and tear maintenance work such as replacement of tyres, brake pads, brake discs, clutches, shock absorbers, wipers, batteries, bulbs, silencer, exhausts and windscreens are excluded. Servicing must be carried out by a PEUGEOT Authorised Repairer in the UK. PEUGEOT Motor Company reserve the right to change, amend or withdraw this product at any time.



## EXTENDED PEUGEOT ASSISTANCE\*

**What's included: Extension of your PEUGEOT Assistance Cover:**

- Offers you the opportunity to extend PEUGEOT Assistance up to a further two years

**Cover includes:**

- PEUGEOT Assistance from Home
- PEUGEOT Roadside Assistance
- PEUGEOT Recovery
- PEUGEOT Onward Travel
- PEUGEOT European Cover

\*Excludes non-vehicle induced faults.

TO FIND OUT  
ABOUT EXTENDING  
YOUR PEUGEOT  
ASSISTANCE COVER  
**CALL 0800 294 0294**



# PEUGEOT 308 & 308 SW

## FURTHER INFORMATION

MANUFACTURERS RECOMMENDED RETAIL PRICE ON THE ROAD (INCLUDES THE FOLLOWING FROM 1ST APRIL 2024)										
TAX BAND	CO <sub>2</sub> (g/km)	FIRST YEAR VED	FIRST YEAR VED ALTERNATIVE FUEL	ANNUAL TAX PETROL & DIESEL	ANNUAL TAX ALTERNATIVE FUEL	FIRST REG FEE	DELIVERY CHARGE	VAT @ 20% ON DELIVERY	TOTAL OTR COSTS	TOTAL OTR COSTS ALTERNATIVE FUEL
A	0	£0.00	£0.00	£0.00	£0.00	£55.00	£750.00	£150.00	£955.00	£955.00
B	1-50	£10.00	£0.00	£190.00	£180.00	£55.00	£750.00	£150.00	£965.00	£955.00
C	51-75	£30.00	£20.00	£190.00	£180.00	£55.00	£750.00	£150.00	£985.00	£975.00
D	76-90	£135.00	£125.00	£190.00	£180.00	£55.00	£750.00	£150.00	£1,090.00	£1,080.00
E	91-100	£175.00	£165.00	£190.00	£180.00	£55.00	£750.00	£150.00	£1,130.00	£1,120.00
F	101-110	£195.00	£185.00	£190.00	£180.00	£55.00	£750.00	£150.00	£1,150.00	£1,140.00
G	111-130	£220.00	£210.00	£190.00	£180.00	£55.00	£750.00	£150.00	£1,175.00	£1,165.00
H	131-150	£270.00	£260.00	£190.00	£180.00	£55.00	£750.00	£150.00	£1,225.00	£1,215.00
I	151-170	£680.00	£670.00	£190.00	£180.00	£55.00	£750.00	£150.00	£1,635.00	£1,625.00
J	171-190	£1,095.00	£1,085.00	£190.00	£180.00	£55.00	£750.00	£150.00	£2,050.00	£2,040.00
K	191-225	£1,650.00	£1,640.00	£190.00	£180.00	£55.00	£750.00	£150.00	£2,605.00	£2,595.00
L	226-255	£2,340.00	£2,330.00	£190.00	£180.00	£55.00	£750.00	£150.00	£3,295.00	£3,285.00
M	OVER 255	£2,745.00	£2,735.00	£190.00	£180.00	£55.00	£750.00	£150.00	£3,700.00	£3,690.00

VAT is calculated at 20%. VAT is not applicable to cars sold in the Channel Islands.

Cars with a list price of over £40,000 at first registration will pay an additional rate of £410 per year on top of annual tax ‘standard rate’, for five years from the start of the second licence, before returning to the rates listed above. This supplement does not apply to electric vehicles.

## PEUGEOT 3 YEARS OF WARRANTY

All vehicles first registered in the UK and purchased from a UK PEUGEOT Retailer benefit from a PEUGEOT 2 year unlimited mileage manufacturer’s warranty and a free optional additional 1 year of warranty provided by the PEUGEOT Retail Network in the UK.

## PEUGEOT ASSISTANCE

All new PEUGEOTs come with PEUGEOT Assistance, our breakdown assistance service.

PEUGEOT Assistance is available every minute of the day and night; 365 days of the year, for you and anyone else driving your PEUGEOT with your permission.

Click [here](#) for full details.

All information and prices correct at time of publication, but are subject to change at any time without prior notice (which may occur as a result of matters including, but not limited to, any changes in legislation and/or any changes by the government).

It is our policy to continually improve our vehicles in every way. To avoid any misunderstandings you are advised to check with your PEUGEOT Dealer the prices, specification (including colour), equipment, accessories and equipment relating to any PEUGEOT vehicle and the exact cost and availability prior to ordering.

Where a feature is described as an option in this publication it should be assumed that it is at extra cost unless specifically stated otherwise.

Issued by Sales and Marketing, PEUGEOT Motor Company PLC, Pinley House, Sunbeam Way, Coventry CV3 1ND.

# PEUGEOT 308 & 308 SW

## EXPLORE THE RANGE



# PEUGEOT

# 308 & 308 SW

INCLUDING ELECTRIC, HYBRID & PLUG-IN HYBRID

Join us:

All information and prices correct at time of publication, but are subject to change at any time without prior notice (which may occur as a result of matters including, but not limited to, any changes in legislation and/or any changes by the government). It is our policy to continually improve our vehicles in every way. To avoid any misunderstandings you are advised to check with your PEUGEOT Retailer the prices, specification (including colour), equipment, accessories and equipment relating to any PEUGEOT vehicle and the exact cost and availability prior to ordering. Where a feature is described as an option in this publication it should be assumed that it is at extra cost unless specifically stated otherwise. Issued by Sales and Marketing, PEUGEOT Motor Company PLC, Pinley House, Sunbeam Way, Coventry CV3 1ND.

