

TOYOTA **bz4x**

---





# TRUE FREEDOM. THE ALL-ELECTRIC SUV, TOYOTA BZ4X

As the first member of the Toyota bZ family, Toyota bZ4X leads the way for the electric generation.

A powerful build and dynamic SUV design with excellent electric range – with Toyota bZ4X, you’ll have the confidence to drive wherever you need to go. Innovative and efficient, the Toyota bZ4X delivers outstanding battery longevity for greater peace of mind.







# DESIGNED FOR ALL JOURNEYS

Inside the Toyota bZ4X, advanced electric vehicle meets practical SUV. The generous five-seat cabin provides a wealth of premium features, ensuring every passenger enjoys a peaceful journey in refined interior comfort. Outstanding rear legroom and full flat flooring create exceptional interior space, with plenty of room for all. The Toyota Skyview® Fixed Panoramic Roof\* lights up the cabin, providing excellent visibility. This is SUV confidence with electric innovation.



**SUPERBLY SPACIOUS**  
The long wheelbase delivers all the legroom you need, with a boot space up to 452l.

\* Optional on Motion & Vision.





LUXURIOUS DETAILS  
Luxury perforated fabric and soft ornamentation armrests create a welcoming interior.

# TRAVEL IN PREMIUM COMFORT

Calm, spacious and completely premium, the inviting interior of the Toyota bZ4X welcomes you into a cabin of luxury. A wealth of human touches make Toyota bZ4X a social space for everyone to enjoy. An intelligently designed cabin and spacious interior create total comfort for all passengers. Let the interior ambience of Toyota bZ4X make you feel at home.





# TOYOTA SAFETY SENSE. A TRAVEL COMPANION YOU CAN TRUST

Toyota Safety Sense is your helpful driving partner.

Offering a range of safety features wherever you choose to travel. This includes the latest Toyota Safety Sense technology with features such as driver emergency stop assist, motorbike detection, intersection turn assist, safe exit assist and Automatic Rear Flashing Hazard Lights\* (ARFHL).

\* Only on Motion and Vision.

### PRE-COLLISION SYSTEM (PCS)

When a possible collision is detected, PCS alerts the driver with audio and visual warnings, activating brake assistance. Brakes automatically engage, reducing the likelihood and severity of an impact. Car, pedestrian, cyclist and motorbike detection are possible. Additionally, Intersection Turn Assist and Emergency Steering Assist support when turning at junctions and making evasive manoeuvres.

### EMERGENCY DRIVING STOP SYSTEM (EDSS)

If no driver input is detected for some time, audible warnings sound to alert the driver. Failing this, the vehicle automatically slows, coming to a stop without straying from the current lane. Hazard lights activate to warn other road users.

### AUTOMATIC HIGH BEAM (AHB)

AHB automatically switches between high and low beam to enable optimal night-time visibility.

### LANE TRACE ASSIST (LTA)

LTA is designed to make motorway driving safer. It keeps you centred in your lane and if you start to drift,

steering assist will gently steer your car to correct its course.

### ROAD SIGN ASSIST (RSA)

RSA monitors upcoming road signs, providing visual and acoustic warnings about any restrictions on the cockpit display. Data from RSA can now also be used to set a speed limiter, allowing the driver to easily avoid accidentally breaching speeding regulations.

### INTELLIGENT ADAPTIVE CRUISE CONTROL (ACC)

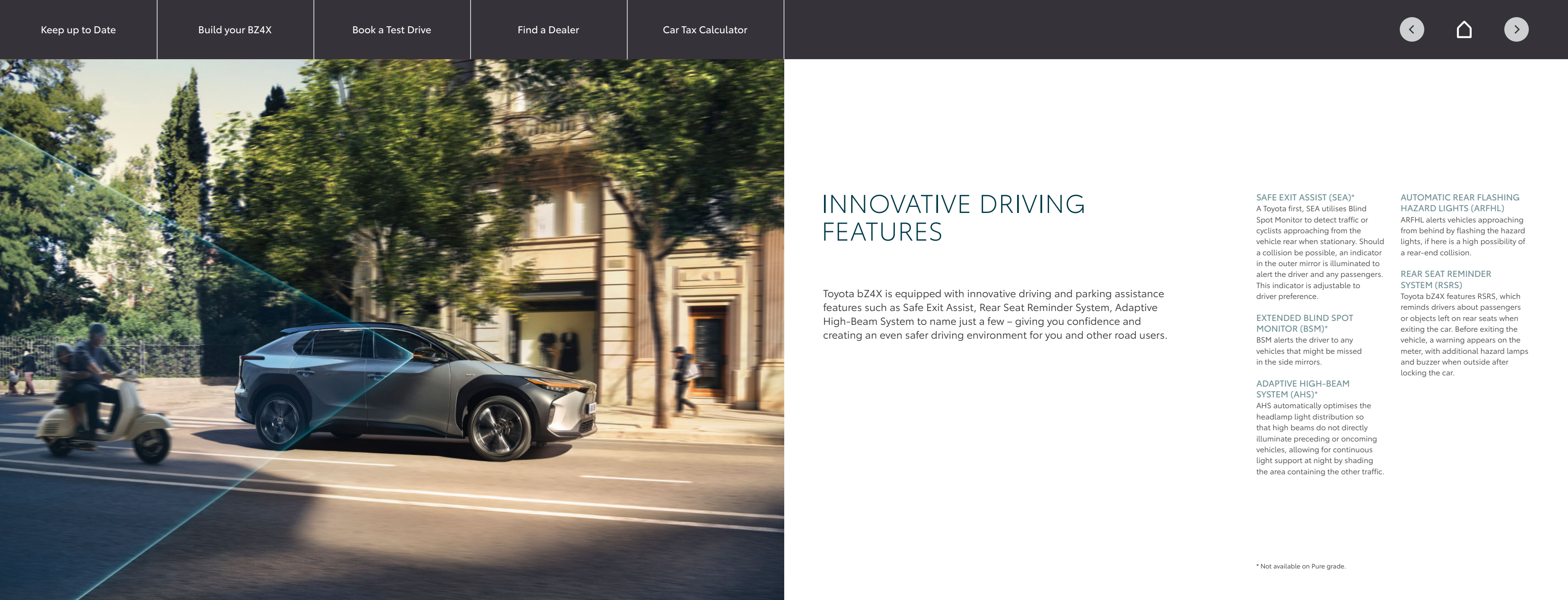
Without using the accelerator, ACC keeps the car at a minimum, pre-set distance from traffic ahead. If this gap changes, the system automatically adjusts cruising speed up and down to match, even bringing the vehicle to a full stop if necessary.

### AUTOMATIC REAR FLASHING HAZARD LIGHTS\* (ARFHL)

The system alerts vehicles approaching from behind by flashing the hazard lights at high speed, if there is a high possibility of a rear-end collision. It helps to reduce rear-end collision risk by prompting the driver of the approaching vehicle to brake.







# INNOVATIVE DRIVING FEATURES

Toyota bZ4X is equipped with innovative driving and parking assistance features such as Safe Exit Assist, Rear Seat Reminder System, Adaptive High-Beam System to name just a few – giving you confidence and creating an even safer driving environment for you and other road users.

- SAFE EXIT ASSIST (SEA)\***  
A Toyota first, SEA utilises Blind Spot Monitor to detect traffic or cyclists approaching from the vehicle rear when stationary. Should a collision be possible, an indicator in the outer mirror is illuminated to alert the driver and any passengers. This indicator is adjustable to driver preference.
- EXTENDED BLIND SPOT MONITOR (BSM)\***  
BSM alerts the driver to any vehicles that might be missed in the side mirrors.
- ADAPTIVE HIGH-BEAM SYSTEM (AHS)\***  
AHS automatically optimises the headlamp light distribution so that high beams do not directly illuminate preceding or oncoming vehicles, allowing for continuous light support at night by shading the area containing the other traffic.
- AUTOMATIC REAR FLASHING HAZARD LIGHTS (ARFHL)**  
ARFHL alerts vehicles approaching from behind by flashing the hazard lights, if there is a high possibility of a rear-end collision.
- REAR SEAT REMINDER SYSTEM (RSRS)**  
Toyota bZ4X features RSRS, which reminds drivers about passengers or objects left on rear seats when exiting the car. Before exiting the vehicle, a warning appears on the meter, with additional hazard lamps and buzzer when outside after locking the car.

\* Not available on Pure grade.



# PURE GRADE

With its amazing range and equipment level, this car is the ideal electric SUV drive.

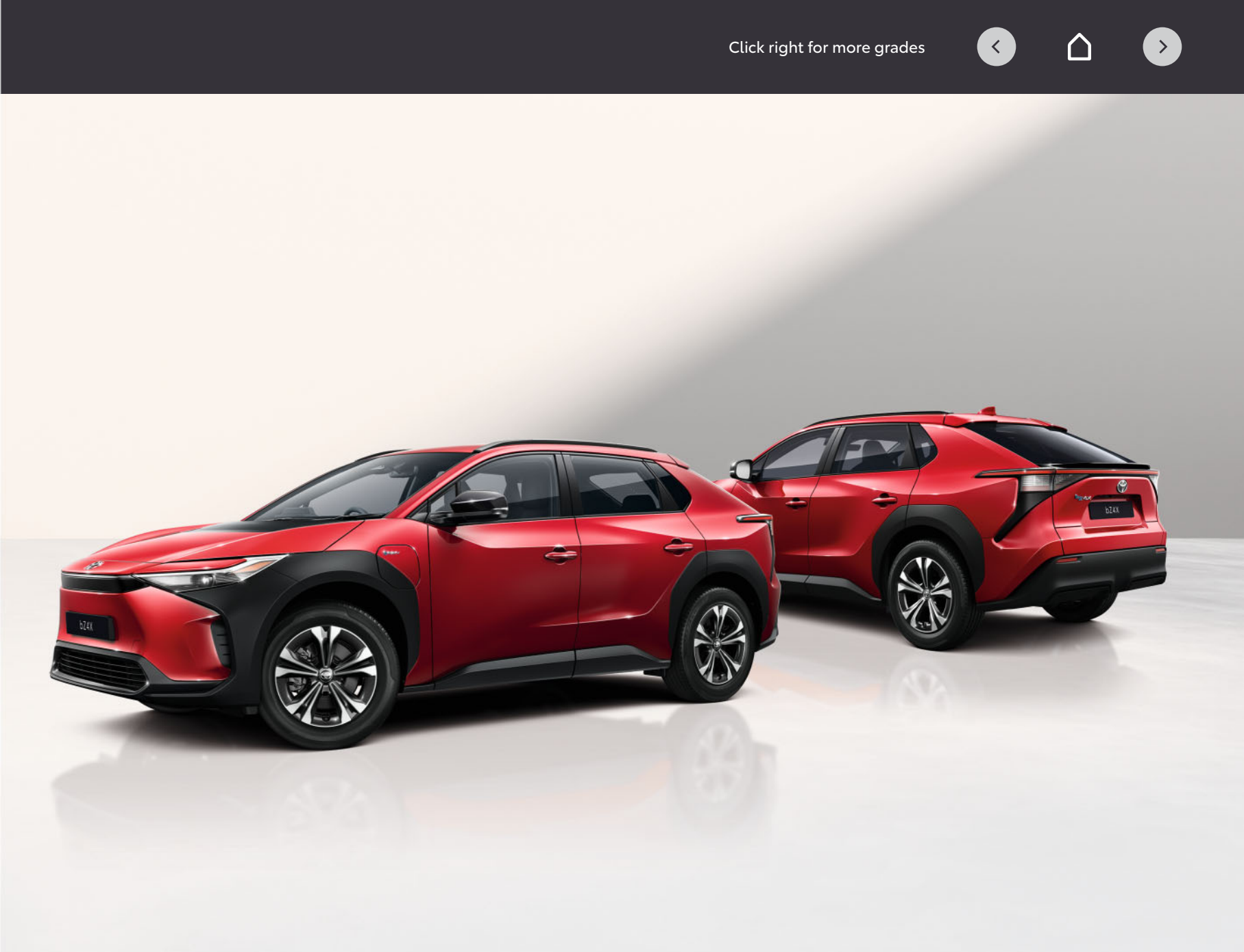

### MAIN FEATURES

- 18" Alloy wheels with wheel caps (5-double-spoke)
  - 8" Toyota Smart Connect + Multimedia system with smartphone integration incl Wireless Apple CarPlay & Wired Android Auto™ with connected cloud Navigation
  - Energy Saving Heat Pump
  - Pre-Collision System with Pedestrian (day & night), Cyclist & Motorbike (day) Detection
  - Front-to-front Oncoming Car & Motorbike daytime detection
  - Intersection Cut-In Traffic Assist
  - Intersection Turn Assist
  - Emergency steering Assist
  - Emergency Driving Stop System
  - 7" Multi-Information Screen
  - Electronic parking brake with hold function
- Smart Entry & Push-button start
  - Intelligent Adaptive Cruise Control
  - LED Headlights & Automatic High Beam (AHB)
  - Lane Trace Assist (LTA)
  - Reversing Camera
  - Speed limiter with Road Sign Assist (RSA)
  - Tyre Pressure Warning System (TPWS)
  - eCall emergency call system


### OPTIONAL FEATURES

- Essential Protection Pack
- Protection+ Pack
- Detachable Tow Bar w/13 pin
- Fixed Tow Bar w/13 pin

Apple CarPlay is a trademark of Apple Inc.  
Images shown are model year 2022 vehicles.







# MOTION GRADE

The electric car for those who don’t want to compromise, combining attractive exterior styling with an elegant interior.

## MAIN FEATURES (additional to Pure grade)

- 12.3" HD Toyota Smart Connect + Multimedia system with smartphone integration incl Wireless Apple CarPlay & Wired Android Auto™ with Go Navigation
  - Wireless mobile phone charger
  - Front & Rear parking sensors with automatic object & rear with automatic car & object braking
  - Front Cross Traffic Alert (FCTA) & Rear Cross traffic Alert (RCTA)
  - Automatic Rear Flashing Hazard Lights (ARFHL)
  - 360° Panoramic View Monitor (PVM)
  - Heated driver & front passenger seats
  - Heated Steering Wheel
  - Front Wiper De-Icer
  - Extended Blind Spot Monitor (BSM)
  - Safe Exit Assist
- White ambient lighting on front doors, footwell, Centre console & rear doors
  - Driver Monitoring Camera
  - Power back door
  - Adaptive High Beam (AHB)
  - Privacy Glass
  - Black Fabric & Synthetic Leather seats
  - Power-height-adjustable, sliding driver seat with Lumbar support
  - Rear Spoiler

## OPTIONAL FEATURES

- Toyota Skyview® Fixed Panoramic Roof
- Essential Protection Pack
- Protection+ Pack
- Detachable Tow Bar w/13 pin
- Fixed Tow Bar w/13 pin

Images shown are model year 2022 vehicles.



# VISION GRADE

20" alloy wheels, chrome front grille and leather seat interior give a luxury touch to the Toyota bZ4X.



MAIN FEATURES  
(additional to Motion grade)

- 20" Alloy wheels (5-double-spoke)
- Radiant Foot Heater
- Advanced Parking Assist
- Rear parking sensors with automatic Pedestrian, car & object braking
- Driver & front passenger air-ventilated seats
- Memory function on driver seat
- Memory function on door mirrors
- Washer fluid level warning

OPTIONAL FEATURES

- Toyota Skyview® Fixed Panoramic Roof
- Essential Protection Pack
- Protection+ Pack
- Detachable Tow Bar w/13 pin
- Fixed Tow Bar w/13 pin

Images shown are model year 2022 vehicles.





# SLEEK & STYLISH – CHOOSE YOUR COLOUR



Single colour choices

202 Astral Black	1L5 Precious Metal*	1J6 Sterling Silver*	089 Platinum White Pearl <sup>§</sup>	3U5 Scarlet Flare*	856 Dark Blue*
------------------	---------------------	----------------------	---------------------------------------	--------------------	----------------

Bi-tone colour choices

202 Astral Black roof					
2WC Precious Metal Bi-tone*	2MR Sterling Silver Bi-tone*	2VP Platinum White Pearl Bi-Tone <sup>§</sup>	2TB Scarlett Flare Bi-tone*	2MT Dark Blue Bi-tone*	

Express yourself with a choice of 6 colours.




\* Metallic paint.    <sup>§</sup> Pearlescent paint.



# WHEELS & TRIMS



1. 18" Alloy Wheels with Wheel Caps (5-double-spoke)  
Standard on Pure, Motion  
2. 20" Alloy Wheels (5-double-spoke)  
Standard on Vision



1. Black Fabric  
Standard on Pure  
2. Black Fabric & Synthetic Leather  
Standard on Motion  
3. Black Synthetic Leather  
Standard on Vision



# ACCESSORIES

## ESSENTIAL PROTECTION PACK

Keep your Toyota bZ4X in top condition with the help of the Essential Protection Packs which offers your car greater protection both inside and out.

**FRONT & REAR MUDEFLAPS**  
Designed to minimise water, mud and stones spraying onto your car’s body.



**BOOT LINER**  
Tailored to fit the trunk of your vehicle and provide protection against dirt and spills. The design features a special anti-slip surface pattern to help stop luggage moving.



**REAR BUMPER PROTECTION APRON**  
Designed to protect the rear bumper paintwork against scratching when sliding heavy loads into the boot.



## PROTECTION+ PACK

The Protection+ Pack includes all the components of the Essential Protection Pack plus rubber floor mats.



**RUBBER FLOORMATS**  
Genuine tailored fit rubber floor mats help protect your carpets against the very worst conditions that you or your passengers dare to tread inside. They are impervious to dirt, mud and water and can be removed for easy cleaning.

## TOWING

Toyota tow bars are available with a fixed or detachable hook. Both provide a strong towing capability.



**DETACHABLE TOW BAR W/ 13 PIN**  
The detachable towing hitch is especially designed so that you can easily attach the tow ball whenever you need a towing capability and remove it again when you don't. The system is lockable and features a tough anti-corrosion surface treatment.



**FIXED TOWING BAR W/ 13 PIN**  
The fixed towing hitch gives you a safe 1,000 kg towing capability, which is ideal for a small boat, caravan or trailer. It is purpose designed for your car and has a tough anti-corrosion surface treatment.



# TOYOTA CENTRE FIT PACKS

# THE RANGE

**CROSS BARS**  
The cross bars lock onto the rails and form a secure base for a wide range of carrying attachments.



**BIKE HOLDER**  
The bike holder allows you to safely transport your bike on the roof of your vehicle. The bike wheels fit into a moulded profile, allowing the bicycle to free stand in an upright position. Bicycle holder is lockable on both bicycle and roof rack / cross bars.



Load Capacity (kg) / Dimensions (L x H x W mm) / Volume (Litres)



Toyota Genuine Roof Box – M 75 / 2285 x 384 x 2550 / 510



Toyota Genuine Roof Box – L 75 / 2285 x 384 x 2550 / 510



Toyota Genuine Roof Box – XL 75 / 2285 x 384 x 2550 / 510



Toyota Genuine Roof Box – Alpine 75 / 2285 x 384 x 2550 / 510



## ROOF BOX

**For those big snow holidays**  
Thule ski boxes have been custom-designed to exactly the right length, shape and capacity for securely carrying all your winter sports accessories.

**Thule Motion 800**  
Dimensions: 205 cm L x 84 cm W x 45 cm H  
Internal volume: 420 litres  
Maximum content weight: 50 kg\*  
Holds: 6 pairs of skis, 4 snowboards  
Weight: 15 kg

**Thule Pacific 700**  
Dimensions: 232 cm L x 70 cm W x 40 cm H

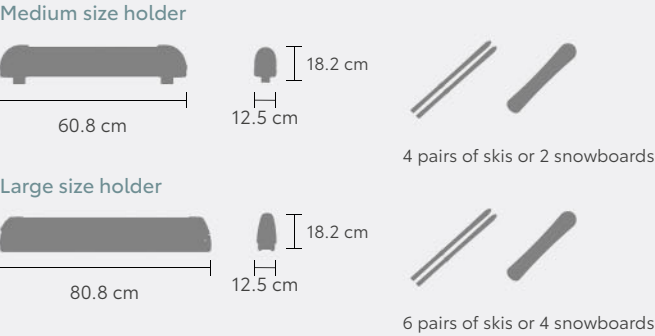
Internal volume: 420 litres  
Maximum content weight: 50 kg\*  
Holds: 6 pairs of skis, 4 snowboards  
Weight: 15 kg

- Features**
- Opens from both sides for easy loading and unloading.
  - High security multi-point central locking system.
  - Grip-friendly key cannot be removed until all the locking points are closed.
  - Fits the Toyota roof rack and Toyota crossbars on roof rails.
  - Internal straps for securing the box contents.
  - Made of colour-fast UV-resistant ABS plastic.



## SKI & SNOWBOARD HOLDERS

**Simply load and go**  
The holders install easily and lock securely so you can quickly load skis and snowboards whenever the inspiration takes you. They fit onto the Toyota roof rack and Toyota crossbars on roof rails.



\* Maximum content weight is based on the Toyota bZ4X's maximum roof load capacity.



# SPECIFICATIONS

ENVIRONMENTAL PERFORMANCE	Battery Electric Electric (150kWh) Automatic	Battery Electric Electric (160kWh) AWD-i Automatic
CO <sub>2</sub> Combined WLTP (g/km)	0	0
Power Consumption WLTP	23.3–26.5	26.0–28.9
Pure Electric Range – Combined WLTP (miles)	278.37–318.14	260.35–286.45

Official (WLTP) Toyota bZ4X fuel consumption figures in mpg (1/100km): combined N/A. Combined CO<sub>2</sub> 0g/km. Electric range 257–317miles\*. Figures are provided for comparability purposes; only compare fuel consumption, CO<sub>2</sub> and electric range figures with other cars tested to the same technical procedures. These figures may not reflect real life driving results, which will depend on a number of factors including selected grade and transmission, the accessories fitted (post registration), driving style, weather conditions, speed and vehicle load.

ENGINE	Battery Electric Electric (150kWh) Automatic	Battery Electric Electric (160kWh) AWD-i Automatic
Battery capacity (Ah)	201	201
Electric Front Motor: Maximum output (kW)	150	160
Electric Front Motor: Maximum torque (Nm)	266.3	337
Electric Front Motor: Type	Permanent magnet synchronous motor	Permanent magnet synchronous motor

TRANSMISSION	Battery Electric Electric (150kWh) Automatic	Battery Electric Electric (160kWh) AWD-i Automatic
Transmission Type	Automatic	Automatic

PERFORMANCE	Battery Electric Electric (150kWh) Automatic	Battery Electric Electric (160kWh) AWD-i Automatic
Acceleration 0–62 (mph)	7.5	6.9
Drag Coefficient	0.291	0.291
Maximum Speed (mph)	99	99

SUSPENSION	Battery Electric Electric (150kWh) Automatic	Battery Electric Electric (160kWh) AWD-i Automatic
Suspension Front	MacPherson strut	MacPherson strut
Suspension Rear	Double wishbone	Double wishbone

BRAKES	Battery Electric Electric (150kWh) Automatic	Battery Electric Electric (160kWh) AWD-i Automatic
Brakes Front	Ventilated Disc	Ventilated Disc
Brakes Rear	Ventilated disc 1-cylinder	Ventilated disc 1-cylinder

\* Battery electric vehicle requires mains electricity for charging.



# SPECIFICATIONS

WEIGHTS & TOWING CAPACITY	Battery Electric Electric (150kWh) Automatic	Battery Electric Electric (160kWh) AWD-i Automatic
Gross Vehicle Weight - Total (kg)	2465	2550
Kerb Weight / Unladen Weight (kg)	1900–1980	2000–2065
Maximum Trailer Weight – Braked (kg)	750	750
Maximum Trailer Weight - Unbraked (kg)	750	750

EXTERIOR DIMENSIONS	5 Door SUV
Exterior height (mm)	1600
Exterior length (mm)	4690
Exterior width (mm)	1860
Front Tread (mm)	1600
Overhang Front (mm)	915
Overhang Rear (mm)	925
Rear Tread (mm)	1610
Wheelbase (mm)	2850

INTERIOR DIMENSIONS	5 Door SUV
Interior height (mm)	1145* / 1160
Interior length (mm)	1940
Interior width (mm)	1515
Number of Seats	5


\* With Toyota Skyview® Fixed Panoramic Roof.

LUGGAGE VOLUME	5 Door SUV
Luggage Capacity (laden to tonneau cover) l	452

STEERING	5 Door SUV
Turning Radius tyre (m)	5.6

OFF ROAD	5 Door SUV
Approach Angle (°)	17.4
Departure Angle (°)	25.6
Min. running ground clearance (mm)	208
Wading depth (mm)	500

WHEELS	Pure	Motion	Vision
18" Alloy wheels with wheel caps (5-double-spoke)	●	●	–
20" Alloy wheels (5-double-spoke)	–	–	●
Tyre Repair Kit (TRK)	●	●	●



● = Standard    ○ = Optional    – = Not available



# EQUIPMENT

EXTERIOR STYLING	Pure	Motion	Vision
Body-coloured door handles	●	●	●
Body-coloured shark-fin antenna	●	●	●
Black lower front grille	●	●	—
Privacy Glass	—	●	●
Satin Chrome-plated lower front grille	—	—	●
Shark-fin antenna	●	●	●

EXTERIOR COMFORT	Pure	Motion	Vision
Auto wipers	—	●	●
Wiper De-icer	—	●	●
Boot door release with Push-button	—	●	●
Electric heated door mirrors	●	●	●
Follow-me-home headlights	●	●	●
Headlight cut-off reminder	●	●	●
Memory function on door mirrors	—	—	●
Power back door	—	●	●
Power-adjustable door mirrors	●	●	●
Remote boot door release on key	—	●	●
Smart Entry & Push-button start	●	●	●
Standard charger (11kW AC) and fast charger (150kW DC)	●	●	●
Toyota Skyview® Fixed Panoramic roof	—	○	○

INTERIOR STYLING	Pure	Motion	Vision
3-spoke Leather steering wheel	●	●	●
Ambient lighting on interior door handles	—	●	●
Electronic parking brake with hold function	●	●	●
Rear armrest	●	●	●

INTERIOR STYLING	Pure	Motion	Vision
White ambient lighting on front doors, footwell, Centre console plus rear doors	—	●	●

INTERIOR COMFORT	Pure	Motion	Vision
12v power outlet - Front	●	●	●
2nd row rear passenger room LED light	●	●	●
60:40 split-folding 2nd row rear seats	●	●	●
7" multi-information screen	●	●	●
Assist grips - Front and Rear	●	●	●
Auto up & down function on power windows	●	●	●
Child safety door lock	●	●	●
Driver & front passenger air-ventilated seats	—	—	●
Dual-zone automatic air conditioning	●	●	●
Electrochromatic auto-dimming rear view mirror	●	●	●
Heated driver & front passenger seats	—	●	●
Heated steering wheel	—	●	●
Illuminated entry system	●	●	●
LED Centre room light	●	●	●
Light & Mirror on driver and passenger sun visor	●	●	●
Manual telescopic & tilt steering wheel	●	●	●
Manually height-adjustable driver seat	●	—	—
Manually height-adjustable front passenger seat	●	●	●
Manually sliding driver seat	●	—	—
Manually sliding front passenger seat	●	●	●
Memory function on driver seat	—	—	●
Power door lock	●	●	●
Power-adjustable lumbar support on driver seat	—	●	●

● = Standard      ○ = Optional      — = Not available



# EQUIPMENT

INTERIOR COMFORT	Pure	Motion	Vision
Power-height-adjustable driver seat	—	●	●
Power-sliding driver seat	—	●	●
Radiant Foot Heater	—	—	●
Rear passenger air vents	●	●	●
Energy Saving Heat Pump	●	●	●
Telephone, Multimedia, Multi-info, Speed Limiter & Cruise Control switches on steering wheel	●	●	●
UV-filter on driver & front passenger windows	●	●	●
UV-filter on rear windows	—	●	●
Washer fluid level warning	—	—	●
Wireless mobile phone charger	—	●	●

MULTIMEDIA	Pure	Motion	Vision
12.3" HD Toyota Smart Connect + Multimedia system with Wireless Smartphone integration incl Apple CarPlay & Android Auto™ & Go Navigation	—	●	●
8" Toyota Smart Connect + Multimedia system with Wireless Smartphone integration incl Apple CarPlay & Android Auto™ & connected cloud Navigation	●	—	—
6 speakers	●	●	●
Bluetooth® Connectivity	●	●	●
Digital Audio Broadcast (DAB)	●	●	●
Front USB-C connectors x 2	●	●	●
Microphone on front personal light	●	●	●

MULTIMEDIA	Pure	Motion	Vision
Rear USB-C connectors x 2	●	●	●
Smart Voice Assist	●	●	●
USB connector	●	●	●
Voice recognition	●	●	●

SAFETY	Pure	Motion	Vision
360° Panoramic View Monitor (PVM)	—	●	●
Adaptive High Beam (AHB)	—	●	●
Automatic headlight levelling	—	●	●
Automatic High Beam (AHB)	●	●	●
Downhill Assist Control (DAC)	●	●	●
Emergency steering Assist	●	●	●
Extended Blind Spot Monitor (BSM)	—	●	●
Glass-breaking alarm sensors	●	●	●
Hill-start Assist Control (HAC)	●	●	●
Immobiliser	●	●	●
Intelligent Adaptive Cruise Control	●	●	●
Intersection Turn Assist	●	●	●
Intrusion Sensor	●	●	●
Lane Departure Alert (LDA) with Steering Control	●	●	●
Lane Trace Assist (LTA)	●	●	●
LED Daytime running lights	●	●	●
LED Headlights	●	●	●

● = Standard      ○ = Optional      — = Not available



# EQUIPMENT

SAFETY	Pure	Motion	Vision
LED High mounted stop light	●	●	●
LED Indicators	●	●	●
LED Rear brake lights	●	●	●
LED Rear combination lights	●	●	●
Automatic Rear Flashing Hazard Lights (ARFHL)	—	●	●
Rear fog lights	●	●	●
Reversing Camera	●	●	●
Road Sign Assist (RSA)	●	●	●
Safe Exit Assist	—	●	●
Tilt detection sensors	●	●	●
Tyre Pressure Warning System (TPWS)	●	●	●
Acceleration Suppression at low speed	●	●	●
Advanced Parking Assist	—	—	●
Automatic Rear Flashing Hazard Lights	●	●	●
Driver & passenger central airbag	●	●	●
Driver & passenger front airbag	●	●	●
Driver & passenger side airbag	●	●	●
Driver Monitoring Camera	—	●	●
Emergency Driving Stop System	●	●	●
Front Cross Traffic Alert (FCTA)	—	●	●
Front parking sensors with automatic object braking	—	●	●
Front seat belt reminder	●	●	●
Front-to-front Oncoming Car & Motorbike daytime detection	●	●	●

SAFETY	Pure	Motion	Vision
Intersection Cut-In Traffic Assist	●	●	●
Passenger airbag on/off-switch	●	●	●
Pre-Collision System with Pedestrian (day & night), Cyclist & Motorbike (day) Detection	●	●	●
Rear Cross Traffic Alert (RCTA)	—	●	●
Rear parking sensors with automatic object & car braking	—	●	—
Rear parking sensors with automatic Pedestrian, car & object braking	—	—	●
Rear passenger side airbag	●	●	●
Rear seat belt reminder	●	●	●
Speed limiter with Road Sign Assist (RSA)	●	●	●
Toyota Safety Sense with Over-the-Air Updates	●	●	●

STORAGE	Pure	Motion	Vision
Dual-level deckboard	●	●	●
Front cup holders	●	●	●
Retractable tonneau cover	●	●	●

PERFORMANCE, TRANSPORT & PROTECTION	Pure	Motion	Vision
Black roof rails	●	●	●
Rear spoiler	—	●	●

PACKS	Pure	Motion	Vision
Toyota Skyview® Fixed Panoramic Roof	—	○	○

● = Standard      ○ = Optional      — = Not available



# OWNING YOUR TOYOTA bZ4X

**Servicing your Toyota**  
Toyota Service Pricing means you will be sure to know the cost of your service up front. Expertly trained technicians using only genuine Toyota parts will carry out your service at one of over 200 Authorised Toyota Service Centres. The technicians will advise you on the correct service for your car based on the car's age, mileage and service history.

For more information visit [toyota.co.uk/owners/servicing-and-aftercare/service-mot-maintenance](https://toyota.co.uk/owners/servicing-and-aftercare/service-mot-maintenance)

**Service Plans**  
Inflation-proof pricing with a monthly or one-off payment plan means one less thing to worry about. With Toyota Service Plans the price you're quoted is guaranteed for the duration of your plan. The service, parts and labour are all paid for either in monthly instalments or as a one-off payment at the beginning of your plan.

For more information visit [toyota.co.uk/owners/servicing-and-aftercare/service-mot-maintenance](https://toyota.co.uk/owners/servicing-and-aftercare/service-mot-maintenance)

**Toyota Price Repairs**  
We offer transparent prices on a number of repair items for your Toyota giving you peace of mind when it comes to managing costs. Also don't forget we only use genuine Toyota parts, all of which come with at least 12 months' warranty (some even offer unlimited mileage warranties); and your car will always be dealt with by a trained Toyota technician.

For more information visit [toyota.co.uk/owners/parts-accessories/parts](https://toyota.co.uk/owners/parts-accessories/parts)

**MyToyota**  
Whether you're a long-term owner or have recently taken delivery of a new Toyota, there are lots of reasons to join **MyToyota**. Packed with time-saving and convenient features, **MyToyota** ensures everything you need to manage your vehicle ownership is in one place. You'll also gain access to **My Rewards** where you can enjoy great offers and discounts from big brands on everything from family days out to pampering as well as everyday deals.

For more information visit [toyota.co.uk/mytoyota](https://toyota.co.uk/mytoyota) or download the **MyToyota** app now available on iTunes® and Android.



**Toyota Accessories**  
Toyota accessories are designed and manufactured with the same care, quality and attention to detail as Toyota vehicles. Tailor-made for your Toyota, they fit perfectly and add a personal touch of style, comfort and practicality. Also, because they've been tested under the most severe conditions, you can have complete confidence in their reliability and durability.

For more information visit [toyota.co.uk/owners/parts-accessories/parts](https://toyota.co.uk/owners/parts-accessories/parts)

**Toyota Roadside Assistance**  
When you buy a new Toyota bZ4X you automatically get 3 years free roadside assistance.

**Get up to 10 years/100,000 miles Toyota Warranty\***  
Every new Toyota comes with a 3 year manufacturer warranty followed by a 12 months / 10,000 miles additional warranty, with every qualifying service.

**Corrosion Cover**  
The 12-year unlimited mileage cover protects against rust perforation affecting sheet metal body panels as a result of a manufacturing fault. This warranty can also be transferred to any future owner throughout the 12-year period.

**Rust and Paint Cover**  
The 3-year unlimited mileage cover protects against defects and surface rust as a result of a manufacturing fault.

**Toyota Business Centre**  
Our Toyota Business Centre network promise you same-day access to a business manager or dedicated sales executive. With business offers and interactive wholelife cost modelling tools which consider emissions, fuel economy,

servicing, insurance and residual value data, our advisers can accurately compare tax costs against any competitor. Whenever servicing is due, we can offer fixed-price servicing, free local vehicle collection and delivery (with wash and vac).

Special offers, fixed-price fleet servicing, specialist fleet insurance, business daily hire, Toyota Fleet Financial Services, extended test drives and a dedicated Business Centre Network are just some of the services business customers can expect from Toyota.

For more information visit [toyota.co.uk/businesscustomers](https://toyota.co.uk/businesscustomers)

**Toyota Motor Insurance**  
Toyota Motor Insurance is available for Toyota owners at competitive premiums. To obtain details of the benefits included and to arrange a quotation, please contact your local Toyota Centre or call 0800 350 500.

**Flexible Finance from Toyota Financial Services**  
All our plans offer easy budgeting and peace of mind, and **AccessToyota** brings these benefits together in one flexible package.

Toyota Financial Services, Great Burgh, Burgh Heath, Epsom, Surrey, KT18 5UZ.

Finance subject to status to over 18s only. Indemnities may be required. Terms and conditions apply.

TFS is authorised and regulated by the Financial Conduct Authority.



\* Terms and conditions apply. For full details, please ask your official ToyotaCentre or visit <https://www.toyota.co.uk/owners/toyota-warranty>



TOYOTA

ENVIRONMENTAL

CHALLENGE 2050

Announced in 2015, our global Environmental Challenge 2050 comprises of six challenges. They cover every aspect of our business, our exploration of new products and technologies, and our role as an enabler for individuals and communities to learn about and improve the natural world around them.

CO<sub>2</sub> 0

CHALLENGE 1

NEW VEHICLE – ZERO CO<sub>2</sub> EMISSIONS

By 2050, we want to reduce the CO<sub>2</sub> emissions from our vehicles by 90% compared to our 2010 levels. To achieve this, we will promote the development of new vehicles with low or zero carbon emissions, and do everything we can to increase the uptake of these vehicles.

CO<sub>2</sub> 0

CHALLENGE 2

LIFE CYCLE – ZERO CO<sub>2</sub> EMISSIONS

We are working to create more environmentally friendly designs – and then analysing and refining them to ensure the lowest possible environmental impact throughout the vehicle's entire life cycle\*.

CO<sub>2</sub> 0

CHALLENGE 3

PLANT – ZERO CO<sub>2</sub> EMISSIONS

To reduce carbon emissions at our manufacturing plants, we are focusing on improving the technologies we use and switching to alternative power sources. We are committed to making our facilities more energy-efficient and adopting renewable energy sources such as solar and wind, as well as low-carbon power such as hydrogen energy.

CHALLENGE 4

MINIMISING AND OPTIMISING WATER USAGE

To minimise water usage, we have started to collect rainwater at our manufacturing plants. We have also developed purification methods so that the water we do use can either be used again or returned safely into the local supply.

CHALLENGE 5

ESTABLISHING A RECYCLING-BASED SOCIETY AND SYSTEMS

We've been working on the challenge of resource recycling for 40 years, with the result that 95% of every Toyota bZ4X is now reusable and recoverable. In addition, we offer new and innovative ways of returning your vehicle when it eventually reaches 'the end of the road'. We are pursuing full life cycle management for battery recovery & reuse and remanufacturing green parts.

CHALLENGE 6

ESTABLISHING A FUTURE SOCIETY IN HARMONY WITH NATURE

To preserve and enhance our co-existence with the natural world, we are organising reforestation and tree planting, green urban schemes and other environmental initiatives, both at our own sites and in the wider world. Our aim is to establish a society where people and nature coexist in harmony.



\* Toyota's LCA methodology, which is applied to our passenger vehicles, was reviewed and approved by T.V Rheinland and has been certified to comply with ISO14040/14044 standards.





# INSPIRING THE WORLD TO MOVE

Over 85 years of innovation have brought us our greatest mission yet: giving the freedom of movement to humankind. That's why Toyota is the Worldwide Official Mobility Partner of the International Olympic Committee and the International Paralympic Committee and proud partner of Team GB and Paralympics GB.

Toyota is also the Official Mobility Partner of Special Olympics Great Britain. We proudly support inclusive sport and the charity's mission to create more sporting opportunities for people with intellectual disabilities across England, Scotland and Wales.

We are committed to making movement better for everyone, whether that be across a country, a city or across a room, because when you are free to move, anything is possible.

START YOUR  
IMPOSSIBLE







# TOYOTA bZ4X

---

[www.toyota.co.uk](http://www.toyota.co.uk)

While every effort is made to reproduce accurate information, we reserve the right to change specifications, equipment and availability without prior notice. This brochure cannot be regarded as infallible (some of the vehicles shown may not be to exact UK specification), and as such does not constitute an offer for sale of any particular vehicle or specification. For the latest specification and availability, we ask that you contact your local Toyota Centre. Vehicle body colours may differ slightly from the printed images in this brochure.

Figures are provided for comparability purposes; only compare fuel consumption and CO<sub>2</sub> figures tested to the same technical procedures. These figures may not reflect real life driving results. All vehicles are certified according to the World Harmonised Light Vehicle Test Procedure (WLTP). Please visit the Vehicle Certification Agency website for the latest information. Choice of accessories fitted (pre-registration) may affect the official CO<sub>2</sub> figures, car tax and 'on the road' price. Please visit [www.vehicle-certification-agency.gov.uk/fcb/wltp.asp](http://www.vehicle-certification-agency.gov.uk/fcb/wltp.asp) for the latest information. Please contact your local Toyota Centre for further information.

The use of the term 'Toyota Accessories' should not be taken to imply that the products on the accessory pages are actually manufactured by the Toyota Motor Corporation or Toyota (GB) PLC. Toyota (GB) PLC is continually updating and changing specifications of accessories and reserves the right to do so at any time without prior notice.

© 2024 by Toyota Motor Europe NV/SA ("TME"). No part of this publication may in any way be reproduced without the prior written approval of Toyota (GB) PLC.



Toyota UK



@ToyotaUK

bZ4X JUL 24 (MY24)