

HONDA




CR-V

Full Hybrid & Plug-in Hybrid

Introducing the Honda CR-V

Redesigned and redefined, the new CR-V is our largest premium SUV with bold imposing styling, new levels of performance, enhanced safety and remarkable comfort.

- 04 **01** Hybrid
- 10 **02** Performance
- 16 **03** Exterior
- 22 **04** Interior
- 30 **05** Technology
- 34 **06** Safety
- 42 Your CR-V





Our powerful and efficient hybrid powertrains deliver exceptional drivability and feature dual electric motors and three engine modes: Electric, Hybrid and Engine Drive, to ensure optimum fuel economy and peace of mind for long distances. You can now choose between a full hybrid and plug-in version of the new CR-V.

A man and a woman are walking a dog in a park-like setting. The woman is on the left, wearing a dark turtleneck and light-colored trousers, holding a leash. The man is on the right, wearing a long grey coat over a dark shirt and light-colored trousers. They are both smiling. A dog is visible in the foreground, partially obscured by the word 'Hybrid'. The background features a large tree and a stone wall.

Hybrid

Full hybrid

- Self-charging – no need to recharge
- Driving range of 960km on a full tank
- Low emissions of 110g/km
- Excellent for urban driving and commuting

Plug-in hybrid

- Fully charged and ready on your driveway every morning
- Zero emission driving range of 50 miles
- Longer electric range delivers ultra-low weighted CO₂ emissions from 18g/km*
- Switches to hybrid mode when the EV battery is low
- My Honda+ App enables remote charging

CR-V

01

*Figures sourced from EU regulated laboratory test results, are provided for comparison purposes and may not reflect real-life driving experiences.
Left hand drive images are shown for illustration purposes only. In the UK, vehicle will be right hand drive.

CR-V e:HEV full hybrid


The new CR-V e:HEV self-charging full hybrid offers the benefit of **smooth, quiet electric power without the need to plug-in**. Recharging is achieved through the engine driving a generator motor that is also supplemented with a regenerative braking system, which helps recharge its large battery and extend its electric range. When fully charged and with a full tank of fuel, you can drive up to 960km without having to stop.

Power delivery is refined, providing a real sense of driving enjoyment and engagement. You can also take pleasure in the fact that wherever you go, you can reduce your CO₂ emissions as low as 128g/km*.


49.6 MPG
FUEL ECONOMY*

LOW EMISSIONS
FROM 128G/KM*

*Economy & Emissions figures: (WLTP) Range 5.7-8.1 (l/100km), CO₂ 18-183 (g/km). Figures, sourced from EU regulated laboratory test results, are provided for comparison purposes and may not reflect real-life driving experiences. Left hand drive images are shown for illustration purposes only. In the UK, vehicle will be right hand drive. Model shown is the Honda CR-V e:HEV Advance 2.0 i-MMD in Canyon River Blue Metallic. For more information on which grades this and other features are available on, please refer to the specification pages 64-69.







CR-V e:PHEV plug-in hybrid

Our new CR-V e:PHEV plug-in hybrid offers an **enhanced EV experience**, by providing a purely electric-powered range of up to 50 miles*. So, you can enjoy all the benefits of smooth, quiet electric power with low emissions but retain the flexibility of switching to hybrid drive in case you are low on charge.

Recharging is quick and simple, with a rapid charge time of just 2.5 hours via a 6.8kW charger. You can schedule charge times remotely via the My Honda+ App**, which also provides a virtual dashboard so you can check the amount of charge, driving range and fuel you have. You can also operate the locks, windows and even turn on the climate control before your journey via the app, so your car's interior is the perfect temperature before you start.

**ULTRA-LOW CO₂
WEIGHTED EMISSIONS
FROM 18G/KM***

**MY HONDA+
APP****

*Range calculated based on the combined WLTP fuel economy of 5.4l/100km and a full tank of fuel.

**Includes subscription-based service.

Left hand drive images are shown for illustration purposes only. In the UK, vehicle will be right hand drive.

Model shown is the Honda CR-V e:PHEV Advance Tech 2.0 i-MMD in Diamond Dust Pearl. For more information on which grades this and other features are available on, please refer to the specification pages 64-69.

The CR-V has the power to perform, with an exhilarating driving experience that's dynamic, sophisticated and capable.



Performance

Full hybrid

- Power 184 PS
- 335Nm Torque
- 0-100km/h from 9 seconds
- 2 litre petrol engine

Plug-in hybrid

- Power 184 PS
- 335Nm Torque
- 0-100km/h from 9.4 seconds
- 2 litre petrol engine



ance

02

All-round performance

The perfect balance of performance and fuel-efficiency,
the new CR-V delivers the power and torque you need,
when you need it.

This is harnessed by four distinct drive modes: Sport, Normal, Econ and Snow, which automatically changes the vehicle set-up to provide the optimum performance, traction and efficiency required for the road conditions. The plug-in hybrid also includes a Tow Mode* to assist with charge management when pulling a trailer of up to 1500kg.

**MANUAL EV MODE AVAILABLE
TRAVEL ON PURE ELECTRIC
ON DEMAND***


**TOW MODE*
FOR BATTERY MANAGEMENT**

*Select grades only.

Left hand drive images are shown for illustration purposes only. In the UK, vehicle will be right hand drive.

Model shown is the Honda CR-V e:HEV Advance 2.0 i-MMD in Canyon River Blue Metallic.

For more information on which grades this and other features are available on, please refer to the specification pages 64-69.









Smooth, responsive, drivability

Acceleration is smooth and responsive, and the handling precise and stable, even when the terrain gets a little tougher. In fact, you'll enjoy **a truly dynamic and controlled driving experience** wherever your journey takes you.

The Head Up Display* helps you stay focused on the road, providing an even greater sense of security. And with features such as deceleration paddles on the multi-function steering wheel and our Hill Descent Control, which delivers secure automated deceleration on steep downhills, you'll always feel in control.

**HILL DESCENT
CONTROL**

**SMOOTH RESPONSIVE
ACCELERATION**

*Select grades only.

Left hand drive images are shown for illustration purposes only. In the UK, vehicle will be right hand drive. Model shown is the Honda CR-V e:HEV Advance 2.0 i-MMD in Canyon River Blue Metallic.

For more information on which grades this and other features are available on, please refer to the specification pages 64-69.

The new Honda CR-V may have a familiar look, but every aspect of the design has evolved, creating a contemporary, distinctive and athletic SUV.



Exterior

Full hybrid

- Matt black trim
- Silver detailing
- 18" Shark Grey alloys
- Bold mesh grille

Plug-in hybrid

- Body-colour trim
- Black gloss detailing
- 18" Berlina Black alloys
- Sporty grille design







Left hand drive images are shown for illustration purposes only. In the UK, vehicle will be right hand drive.
Models shown are the Honda CR-V e:PHEV Advance Tech 2.0 i-MMD in Diamond Dust Pearl and e:HEV Advance 2.0 i-MMD in Canyon River Blue Metallic. For more information on which grades this and other features are available on, please refer to the specification pages 64-69.


A powerful new look

The CR-V is **a powerful presence on the road**, with a sophisticated, yet rugged look, exemplified by its bold mesh grille design, striking alloy wheels, streamlined LED headlights with sequential turn signals, dramatic rear light design, practical roof rails and panoramic glass roof.


It's also a functional large SUV and easy to load, thanks to its wide boot aperture and power tailgate that provides a stop and hold function and a Walk Away Close functionality, which closes the tailgate and securely locks your car if you leave it without locking it.

**SPORTY 18"
ALLOY WHEELS**

**PANORAMIC
GLASS ROOF**







The CR-V's cabin is a place you'll enjoy spending time in, where each element has been designed to create a quiet and uncluttered space for you and your passengers.

Interior

Full hybrid

- Hairline silver trim
- 1642 litre boot space (VDA method, seats down)
- Standard pedals
- Light coloured roof lining

Plug-in hybrid

- Honeycomb silver trim
- 1710 litre boot space (VDA method, seats down)
- Sports pedals
- Dark coloured roof lining



Left hand drive images are shown for illustration purposes only. In the UK, vehicle will be right hand drive.
Model shown is the Honda CR-V e:HEV Advance 2.0 i-MMD in Canyon River Blue Metallic.
For more information on which grades this and other features are available on please refer to the specification pages 64-69.



Comfort for everyone

We believe everyone's journey should be comfortable, so every seat is now heated*. Front seats also incorporate a ventilation function to keep you cool at the touch of a button and feature our new body stabilising technology, with enhanced support for maximum comfort on longer trips.

It's often the thoughtful details that make every drive a pleasure. The steering wheel, for instance, can be heated for cold mornings*, the air conditioning has dual directional flow for maximum comfort, leather seats** provide a luxurious feel, whilst ambient cabin lighting creates a relaxed mood.

LEATHER SEATS
AS STANDARD**

**HEATED FRONT
AND REAR SEATS***


*Select grades only.

**Combination of genuine and synthetic leather.

Left hand drive images are shown for illustration purposes only. In the UK, vehicle will be right hand drive.

Model shown is the Honda CR-V e:HEV Advance 2.0 i-MMD in Canyon River Blue Metallic.

For more information on which grades this and other features are available on, please refer to the specification pages 64-69.









Your life, your space

You pack a lot into your life, so we've designed the CR-V to ensure it'll all fit in. The interior has been created to be **flexible, practical and spacious**, with a sizable boot capacity of 1710 litres** and a host of clever storage ideas including a large central armrest that conceals a huge 9 litres of useful space.

All this space for luggage doesn't compromise space for you and your passengers, with generous leg and cabin room for the rear seats, which, by the way, are reclining and sliding, not only for optimum comfort but ensuring your space is ultra-flexible. The driver's seat also comes with seat memory*, programmable to your individual key fobs, so you can feel comfortable as soon as you get in.

**CAPACIOUS
BOOT SPACE**

**RECLINING
FRONT AND REAR SEATS**

*Select grades only.

**CR-V e:PHEV Advance Tech 2.0 i-MMD. Rear Seat Down Load to Roof (VDA method).

Left hand drive images are shown for illustration purposes only. In the UK, vehicle will be right hand drive.

Model shown is the Honda CR-V e:HEV Advance 2.0 i-MMD in Canyon River Blue Metallic.

For more information on which grades this and other features are available on, please refer to the specification pages 64-69.

We've packed a whole range of helpful and informative technology into the CR-V, including high-resolution screens and seamless connectivity.

Technology

Audio Source 107.7

TP 3:30

Full hybrid

- 10.2" digital driver display
- 9" Honda CONNECT infotainment system
- Wireless charger for smartphone
- Head Up Display*

Plug-in hybrid

- 10.2" digital driver display
- 9" Honda CONNECT infotainment system
- Wireless charger for smartphone
- Head Up Display*
- My Honda+ App
- Additional parking sensors

ogy

05

*Select grades only.





Keeping you connected

Driver information is delivered clearly and concisely via a high-quality 10.2" digital screen situated behind the steering wheel and a Head Up Display* projected directly onto the windscreen, so you can see essential information without taking your eyes off the road.

The central Honda CONNECT 9" touchscreen seamlessly links you to your favourite apps via Apple CarPlay and Android Auto. It also features a navigation system that incorporates a smart fuel-saving option and Honda Parking Pilot* parking assist systems to help when reversing into tight spaces.

**PREMIUM SOUND SYSTEM
WITH BOSE SPEAKERS***

**WIRELESS CHARGING
WITH SPACE FOR AN
ADDITIONAL DEVICE**

*Select grades only.

Left hand drive images are shown for illustration purposes only. In the UK, vehicle will be right hand drive.

Model shown is the Honda CR-V e:HEV Advance 2.0 i-MMD in Canyon River Blue Metallic.

For more information on which grades this and other features are available on, please refer to the specification pages 64-69.

We are committed to keeping you, your passengers and pedestrians safe, which is why we've included a whole range of advanced driver assistance systems into the CR-V.

Safety

Features:

- Honda SENSING as standard on all grades
- Multi-view Camera System*
- Honda Parking Pilot*



06

*Select grades only.

Left hand drive images are shown for illustration purposes only. In the UK, vehicle will be right hand drive.



Honda SENSING 360

With the new CR-V Hybrid, we introduce our most advanced safety system yet – the Honda SENSING 360*, which expands the existing Honda SENSING range to 360 degrees around the car, with additional corner radars and cameras in the front. The enhanced range not only covers additional blind spots around the vehicle, helping avoid collisions with other vehicles and pedestrians, but also reduces driver strain while driving.

Collision Mitigation Braking System

Honda SENSING 360 extends the range of the standard CMBS system to include all directions around the vehicle, assisting the driver to avoid and mitigate any collision with another vehicle or pedestrian when entering or turning into a junction.

Lane Change Collision Mitigation System

When you change lanes, the system gives visual and audible alerts, along with automatically steering the car to avoid collision if needed.

Active Lane Change Assist

Working in conjunction with Adaptive Cruise Control (ACC), Low-Speed Follow and the Lane Keeping Assist System (LKAS), it assists with steering when changing lanes and is activated when the driver puts on the turn signal.

Front Cross Traffic Warning

Helps the driver pull out of a driveway or junction safely, by detecting any approaching vehicle, pedestrian or object from the left or right and alerting you in advance*.

Cornering Speed Assist

Activated when Adaptive Cruise Control is engaged, the system can detect a bend ahead and reduces your speed from the set limit.

For a complete list of features, visit the Honda website or speak to your local dealer.

Extra smart, extra safe

We've put a lot of thought into alerting you to hazards before they happen. The wide dashboard, for instance, has been designed to provide the widest possible field of view, and cameras with enhanced recognition technology and front and rear sensors are also constantly keeping watch.

Sometimes, it's the **little details that can make a big difference** to your safety, and the CR-V comes equipped with:

Multi-view Camera System*

Helps expand the driver's awareness of what's in front, alongside or behind the car and reduce blind spots, with images displayed on the central touchscreen*.

Lane Watch

Uses a camera installed below the passenger side mirror to relay an image of the adjoining lane on the central display screen, making it easier and safer to change lanes or make turns.

Active Cornering Lights*

When you turn into a bend so do your headlights, which illuminate further into the corner and provide better visibility.

Reverse Auto-Tilt Mirror

Automatically tilts the door mirrors down when you engage reverse, aiding visibility especially in tight spaces*.

Adaptive Driving Beam*

Automatically adjusts your headlight's light distribution, allowing you to clearly see the road ahead without dazzling oncoming drivers.

Honda Parking Pilot*

An automatic, hands-free one-touch parking aid to help you safely fit into the tightest spaces. A combination of Sonar radar and multi-view cameras also enable the CR-V to detect parking spaces even when they are not defined by bay lines.

*Select grades only.

Left hand drive images are shown for illustration purposes only. In the UK, vehicle will be right hand drive.

Model shown is the Honda CR-V e:HEV Advance 2.0 i-MMD in Canyon River Blue Metallic.

For more information on which grades this and other features are available on, please refer to the specification pages 64-69.





Your CR—




V

Left hand drive images are shown for illustration purposes only. In the UK, vehicle will be right hand drive.
Model shown is the Honda CR-V e:HEV Advance 2.0 i-MMD in Canyon River Blue Metallic.
For more information on which grades this and other features are available on, please refer to the specification pages 64-69.

Interior upholstery

Full Black Leather*	
Elegance	●
Advance	●
Advance Tech	●



Left hand drive images are shown for illustration purposes only. In the UK, vehicle will be right hand drive.
*Combination of genuine and synthetic leather.





Elegance

Full-hybrid

The **Elegance** comes packed with an extensive range of high-quality features:

- Honda SENSING 360
- Honda CONNECT
- 18" Shark Grey Alloy Wheels
- Panoramic Glass Roof
- LED Lights
- Power Tailgate
- Rear-view Camera
- Front and Rear Parking Sensors
- High Beam Support System
- Four Drive Modes (Econ/Sport/Normal/Snow)
- Driver's Seat Power Adjustment
- Wireless Charger
- Keyless Entry and Start
- Digital Driver's Display



Advance

Full-hybrid

In addition to the features available on the Elegance grade, the **Advance** grade includes:

- Multi-view Camera
- Adaptive Driving Beam
- Driver's Seat Power Adjustment with Memory
- Head Up Display
- Heated Rear Seats
- Heated Leather Steering Wheel
- Bose Premium Audio



Advance Tech

Plug-in hybrid

The **Advance Tech** grade includes:

- Honda SENSING 360
- Dark Coloured Roof Lining
- Five Drive Modes
- Tow Mode
- EV Mode
- LED Lights
- 18" Berlina Black Alloy Wheels
- Black and Chrome Grille
- Body Colour Bumpers and Fender
- Panoramic Glass Roof
- Multi-view Camera
- Honda Parking Pilot
- Front and Rear Parking Sensors
- Adaptive Driving Beam
- Driver's Seat Power Adjustment with Memory
- Head Up Display
- Wireless Charger
- Keyless Entry and Start
- Heated Rear Seats
- Digital Driver's Display
- Power Tailgate
- My Honda+ App
- Heated Leather Steering Wheel
- Bose Premium Audio

Colour your life

Choose from a range of contemporary colours that reflect your personality and the dynamic design of the new CR-V.



CANYON RIVER BLUE METALLIC



GOLD TITAN METALLIC*



PREMIUM CRYSTAL RED METALLIC



PLATINUM WHITE PEARL



CRYSTAL BLACK PEARL



DIAMOND DUST PEARL

Left hand drive images are shown for illustration purposes only.
In the UK, vehicle will be right hand drive.

*Select grades only.

Model shown is the Honda CR-V e:HEV Elegance 2.0 i-MMD.

Aero Pack

e:PHEV

Enhance the look of your CR-V with the Aero Pack, which further complements the stylish look and feel of the car.

The pack includes: a front aero bumper, a rear lower bumper, a Berlina Black tailgate spoiler and Berlina Black side skirts.



Left hand drive images are shown for illustration purposes only. In the UK, vehicle will be right hand drive.
Items in the pack are also available separately. Alloys shown are the CR1812 alloy wheels, these are optional and sold separately.
Model shown is the Honda CR-V e:PHEV Advance Tech 2.0 i-MMD in Diamond Dust Pearl.



REAR LOWER BUMPER

Complete the look of your CR-V with this rear lower bumper in a body colour and Berlina Black colour combination. It blends in perfectly with the front aero bumper and side skirts.



FRONT AERO BUMPER

Enhance the dynamic look of your car with the front aero bumper. Featuring a body colour and Berlina Black colour combination to give the bumper area a premium feel.



TAILGATE SPOILER

Add some extra sportiness to your CR-V with the tailgate spoiler, which complements the lines of the roof and rear of the car.



SIDE SKIRTS

Give your car an exciting and sporty profile by adding these side skirts.

Aero Pack

e:HEV

The Aero Pack adds an exclusive premium finish, further enhancing the overall aesthetic of your CR-V.

The pack includes: a front aero bumper, a rear lower bumper, door mirror covers and side skirts, all finished in Lunar Silver complemented by a body-coloured tailgate spoiler.



Left hand drive images are shown for illustration purposes only. In the UK, vehicle will be right hand drive.
Items in the pack are also available separately. Alloys shown are the CR1811 alloy wheels, these are optional and sold separately.
Model shown is the Honda CR-V e:HEV Advance 2.0 i-MMD in Canyon River Blue Metallic.



FRONT AERO BUMPER

Enhance the dynamic and premium style of your CR-V with this distinctive front aero bumper.



DOOR MIRROR COVERS

Add a little individuality with these smart door mirror covers, designed to fit your CR-V seamlessly.



SIDE SKIRTS

Give your car an exciting and sporty profile with these stylish and sleek side skirts.



REAR LOWER BUMPER

This rear lower bumper perfectly complements the front aero bumper and side skirts, completing the sporting look.



TAILGATE SPOILER

The body-coloured tailgate spoiler complements the lines of the roof and accentuates the sporty styling.

Alloys



O1

ALLOY WHEEL 18" CR1811

The 18" CR1811 alloy wheel features a diamond-cut A-surface with a shiny clear coat and Jet Black windows.



O2

ALLOY WHEEL 18" CR1812

The 18" CR1812 alloy wheel features a full paint Jet Black finish.



Left hand drive images are shown for illustration purposes only.
In the UK, vehicle will be right hand drive.
Model shown is the Honda CR-V e:HEV Advance 2.0 i-MMD
in Canyon River Blue Metallic with optional 18" alloy wheels CR1811.

Utility Pack

A practical pack to make your CR-V the ideal companion on your trips! The all-season mats and boot tray with dividers are handy for autumn and winter, while the door sill trims and side body trims protect your car's paint against dents and scratches.



SIDE BODY TRIMS IN BODY COLOUR

Protect your car from dents while being parked with these side body trims. They keep your paint safe, while retaining the lines of your CR-V.



DOOR SILL TRIMS

The door sill trims add a personal touch to your car while protecting the door sills from marks and scratches. Crafted in stainless steel, they also have an eye-catching CR-V logo. Includes: front and rear trims.



BOOT TRAY WITH DIVIDERS

This waterproof anti-slip boot tray is perfectly shaped to fit your car's rear storage space and will protect the boot from dirt and scratches. Comes with dividers to help secure your items while driving.



FRONT AND REAR ALL-SEASON MATS

These all-season mats with raised edges are made to protect the entire footwell and feature the CR-V logo. They are tough yet easy to clean.

The kit includes: two front and two rear mats.

Items in the pack are also available separately.

Alloys shown are the CR1811 alloy wheels, these are optional and sold separately. Model shown is the Honda CR-V e:HEV Advance 2.0 i-MMD in Canyon River Blue Metallic.

Illumination Packs

The Illumination Pack adds a premium touch at night. The illuminated door sill trims and illuminated boot sill decorations light up when opening your car.

Included in the Illumination Pack:

- Illuminated door sill trims
- Illuminated boot sill decorations

The Premium Illumination Pack further enhances the practicality of your CR-V, with an added premium touch. The illuminated door sill trims and illuminated boot sill decorations light up when entering or leaving your car, while the tailgate illumination makes loading and unloading at night a breeze.

Included in the Premium Illumination Pack:


- Illuminated door sill trims
- Illuminated boot sill decorations
- Tailgate illumination





ILLUMINATED BOOT SILL DECORATIONS

Protect the boot sill by fitting this stainless steel boot sill trim. It features illumination when opening the boot lid to help with visibility at night.



ILLUMINATED DOOR SILL TRIMS

Add an extra touch of style to your CR-V's interior with the illuminated door sill trims. The stainless steel finish glows with a CR-V logo for sleek lighting when you open the door.



TAILGATE ILLUMINATION

The tailgate illumination has been developed to increase your comfort and safety by illuminating not only the boot, but also the area behind your car. The LED lights installed on the inside of the tailgate provide a powerful and consistent light in the boot, even when fully loaded.

Charging accessories

1. Honda Power Charger

The Honda Power Charger offers a charging capacity of up to 22kW three phase and 7.4kW single phase for faster home charging. There are three variants available: the Honda Power Charger, S and S+, with and without shutter (depending on country legislation).



Also available: MID and M&E compliant variants for billing purposes.

2. Mode 2 charging cable

Portable Electric Vehicle Supply Equipment (P-EVSE) for grid-to-vehicle charging. A protective storage bag is included.

3. Mode 3 charging cable

A charging cable to connect your vehicle to a Honda Power Charger or public charger (single-phase and three-phase variants available). A protective storage bag is included.





Key features

Whether used at home or in business, Honda Power Chargers deliver unrivalled safety, efficiency and ease of use.



QUALITY



EASE OF INSTALLATION



FAST, RELIABLE CHARGING



USER AUTHORISATION



SAFETY



ERGONOMIC DESIGN



SMART HOME TECHNOLOGY



MONITOR ENERGY USAGE

	Elegance AWD	Advance AWD	Advance Tech 2WD
Vehicle Identifier			
Body Type	5dr SUV	5dr SUV	5dr SUV
Engine Type	e:HEV 2.0l.	e:HEV 2.0l.	e:PHEV 2.0l.
Driven Wheels	4WD	4WD	2WD
Transmission Type	Automatic	Automatic	Automatic
Grade Name	Elegance	Advance	Advance Tech
MTO	RS686RJNX	RS687RJN	RS886RJN
Engine			
Engine Type	i-MMD	i-MMD	i-MMD
Engine Name	e:HEV, Intelligent Multi Mode Drive	e:HEV, Intelligent Multi Mode Drive	e:HEV, Intelligent Multi Mode Drive
Displacement (cc)	1993	1993	1993
Bore x Stroke (mm)	81 x 96.7	81 x 96.7	81 x 96.7
Compression Ratio	13.9 +/-0.24	13.9 +/-0.25	13.9 +/-0.26
Valve Train	"Chain Drive DOHC DUAL VTC 4 valves per CYL"	"Chain Drive DOHC DUAL VTC 4 valves per CYL"	"Chain Drive DOHC DUAL VTC 4 valves per CYL"
Emission Standard	Euro-6D	Euro-6D	Euro-6D
Fuel Required	Unleaded (95)	Unleaded (95)	Unleaded (95)
Performance			
Engine Maximum Power (kW at rpm)	109kW @ 6100	109kW @ 6100	109kW @ 6100
Engine Maximum Power (PS at rpm)	148 @ 6100	148 @ 6100	148 @ 6100
Engine Maximum Torque (Nm at rpm)	189 @ 4500	189 @ 4500	189 @ 4500
Electric Motor Max. Power (kW)	135	135	135
Electric Motor Max. Power (PS)	184	184	184
Electric Motor Max. Torque (Nm)	335	335	335
0 → 100 km/h (seconds)	9.4	9.5	9.4
Max. Speed MPH (km/h)	116 (187)	116 (187)	121 (195)
Sound Level – Drive-by (dB)	64	64	63
Fuel Economy and Emissions (WLTP) [†]			
Low – FC (l/100km) MPG	(5.7) 49.6	(5.7) 49.6	–
Medium - FC (l/100km) MPG	(5.8) 48.7	(5.8) 48.7	–
High – FC (l/100km) MPG	(6) 47.1	(6) 47.1	–
Extra High – FC (l/100km) MPG	(8.1) 34.9	(8.1) 34.9	–
Combined – FC (l/100km) MPG	(6.6) 42.8	(6.6) 42.8	–
Combined – weighted CO2 [g/km]	–	–	18.0
Combined – weighted FC [l/100km]	–	–	0.8
Combined – EAER[km] – Equivalent All Electric Range	–	–	82.0
Combined – weighted EC [kWh/100km] Electric Consumption	–	–	15.5
Transmission			
Transmission Type	Automatic	Automatic	Automatic
Gear ratio 1st (Forward for CVT)	For Engine <Lock-up Low> : 1.409 For Engine <Lock-up High> : 0.911 For Motor : 2.231	For Engine <Lock-up Low> : 1.409 For Engine <Lock-up High> : 0.911 For Motor : 2.231	For Engine <Lock-up Low> : 1.409 For Engine <Lock-up High> : 0.911 For Motor : 2.231
Gear ratio Final	Final : 4.438	Final : 4.438	4.438

Key:
♦ Standard / – Not available

[†] Economy & Emissions figures: (WLTP) Range 4.8-8.1 (l/100km), CO₂ 110-183 (g/km). Economy & Emissions figures: (WLTP) weighted combined 0.8 (l/100km), CO₂ weighted 18.0 (g/km). Electric energy consumption weighted combined: 15.5 kWh/100 km. Figures, sourced from EU regulated laboratory test results, are provided for comparison purposes and may not reflect real-life driving experiences.

	Elegance AWD	Advance AWD	Advance Tech 2WD
NEDC*			
Urban Cycle CO2 g/km	64	64	–
Extra Urban CO2 g/km	158	158	–
Combined CO2 g/km	123	123	–
Urban Cycle (l/100km)	2.8	2.8	–
Extra Urban (l/100km)	6.9	6.9	–
Combined (l/100km)	5.4	5.4	–
WVTA			
Carbon Monoxide CO (mg/km)	140.3	140.3	151.3
Total Hydro Carbon HC (mg/km)	10.9	10.9	11.6
Non-Methane Hydro Carbon NMHC (mg/km)	9.2	9.2	9.7
Nitrogen Oxides NOx (mg/km)	9.4	9.4	7.1
Particulates (mg/km)	0.17	0.17	0.16
Dimensions			
Length (mm)	4,706	4,706	4,706
Width (mm)	1,866	1,866	1,866
Overall Width – Door Mirrors Folded	1,942.1	1,942.1	1,942.1
Overall Width – Door Mirrors Unfolded	2,152.6	2,152.6	2,152.6
Height – Unladen (mm)	1,684	1,684	1,673
Wheelbase (mm)	2,700	2,700	2,701
Track Front (mm)	1,612	1,612	1,612
Track Rear (mm)	1,638	1,638	1,632
Ground Clearance – Non-load (mm)	200.021	200.021	159.045
Ground Clearance – with Full Load (mm)	194	194	153
Turning Circle – at Body (m)	11.4	11.4	11.4
Turning Radius – at Wheel Centre (m)	5.5	5.5	5.5
Steering Wheel Lock to Lock (Wheel Turns)	2.4	2.4	2.4
Capacity			
Fuel Tank (litres)	57	57	46.5
Seating Capacity (persons)	5	5	5
Boot Capacity – Rear Seat Up (litres, VDA method)	587	579	617
Trunk Capacity - Rear Seat Up (litres, VDA method) incl. sub trunk/luggage floor box	596	588	635
Boot Capacity – Rear Seat Down Load to Window (litres, VDA method)	1,642	1,634	1,710
Trunk Capacity - Rear Seat Down Load to Roof (litres, VDA method) incl. sub trunk/luggage floor box	1,651	1,643	1,728
Trunk Capacity - Rear Seat Down Load to Window (litres, VDA method)	1,070	1,062	1,100
Trunk Capacity - Rear Seat Down Load to Window (litres, VDA method) incl. sub trunk/luggage floor box	1,079	1,071	1,118
Weight			
Kerb Weight (kg)	1,804	1,818	1,919
Max. Permissible Weight (kg)	2,350	2,350	2,430
Payload (kg)	546	532	511
Max. Permissible Axle Weight – Front/Rear (kg)	1,260 / 1,150	1,260 / 1,150	1,320 / 1,210
Max. Towing Weight, Braked (kg)	750	750	1,500
Max. Towing Weight, Unbraked (kg)	600	600	600
Max. Trailer Nose Weight (kg)	75	75	100
Max. Roof Load (kg)	82.6	82.6	82.6

* Applicable Regulation = Exhaust Emissions: Number of the base regulatory act and latest amending regulatory act applicable: EC 715/2007 EU 2017/1347

	Elegance AWD	Advance AWD	Advance Tech 2WD
Safety			
ABS (Anti-Lock Braking System)	◆	◆	◆
Airbags – Front Centre	◆	◆	◆
Airbags – Front Driver and Passenger	◆	◆	◆
Airbags – Knee (DR)	◆	◆	◆
Airbags – Knee (AS)	◆	◆	◆
Airbags – Passenger SRS Airbag with Cut Off Switch	◆	◆	◆
Airbags – Rear Side	◆	◆	◆
Airbags – Side (Front)	◆	◆	◆
Airbags – Side Curtain (Front and Rear)	◆	◆	◆
Blind Spot Information incl. Cross Traffic Monitor	◆	◆	◆
Brake Assist (BA)	◆	◆	◆
Collision Mitigation Braking System	◆	◆	◆
Collision Mitigation Throttle Control (FR/RR)	◆	◆	◆
Deflation Warning System (DWS)	◆	◆	◆
Driver SRS Airbag (Single Stage Inflation)	◆	◆	◆
eCall (Europe)*	◆	◆	◆
Electronic Brakeforce Distribution (EBD)	◆	◆	◆
Emergency Stop Signal	◆	◆	◆
Forward Collision Warning	◆	◆	◆
Front and Rear Seat Belts with Emergency Locking Retractor (ELR)	◆	◆	◆
Adjustable Speed Limiter	◆	◆	◆
Intelligent Speed Limiter	◆	◆	◆
ISOFIX Points/I-SIZE	◆	◆	◆
Lane Departure Warning (LDW)	◆	◆	◆
Lane Keeping Assist System	◆	◆	◆
Low Speed Brake System	◆	◆	◆
Low Speed Following	◆	◆	◆
Road Departure Mitigation	◆	◆	◆
Traffic Jam Assist	◆	◆	◆
Traffic Sign Recognition System	◆	◆	◆
Vehicle Stability Assist (VSA)	◆	◆	◆
Trailer Stability Assist (TSA)	◆	◆	◆
Whiplash Lessening Front Headrests	◆	◆	◆
Front Cross Traffic Warning	◆	◆	◆
Active Lane Change Assist	◆	◆	◆
Lane Change Collision Mitigation	◆	◆	◆
Lane Watch	◆	◆	◆
Driver Attention Monitor	◆	◆	◆
Unintended Acceleration Mitigation	◆	◆	◆
Security			
Immobiliser System	◆	◆	◆
Remote Central Locking with x2 Key Fobs	◆	◆	◆
Security Alarm System	◆	◆	◆
Selectable Door Unlock	◆	◆	◆
Smart Entry and Start	◆	◆	◆
Parcel Shelf	◆	◆	◆
Super Locking	◆	◆	◆
Tilt Sensor	◆	◆	◆
Tonneau Cover	◆	◆	◆
Ultrasonic Sensor	◆	◆	◆

*eCall functionality is subject to 2G/3G network availability.

	Elegance AWD	Advance AWD	Advance Tech 2WD
Comfort and Convenience			
Front and Cargo Accessory Socket Locations	◆	◆	◆
Air Conditioning – Rear Vent	◆	◆	◆
Auto Dimming Rear View Mirror	◆	◆	◆
Auto Wipers	◆	◆	◆
Cargo Net Hook	◆	◆	◆
Adaptive Cruise Control	◆	◆	◆
Door Mirrors – Electrically Adjustable and Folding/Heated	◆	◆	◆
Door Mirrors – Exterior Mirror Tilt for Reverse	◆	◆	◆
Door Mirrors – Multi-view Camera System	–	◆	◆
Driver and Front Passenger Seat Armrest	◆	◆	◆
Electric Windows Front and Rear	◆	◆	◆
Front Seat – Driver Electrical Adjustment (8-way)	8 way	8 way with Memory	8 way with Memory
Front Seat – Passenger Electrical Adjustment (4-way) No Height Adjustment	◆	◆	◆
Front Seat – Lumbar Support Driver only (4-way)	◆	◆	◆
Front Seat – Pockets Driver and Passenger	◆	◆	◆
Heated Seats	Front	Front and Rear	Front and Rear
Front Ventilated Seats	–	◆	◆
Honda Parking Pilot	–	–	◆
Reclining Rear Seats	◆	◆	◆
Heated Steering Wheel	–	◆	◆
Front Ventilated Seats	–	◆	◆
Honda Parking Pilot	–	–	◆
Mirrors and Windows Key Fob Operation	◆	◆	◆
Luggage Floor Box	◆	◆	◆
Parking Sensors (Front 4; Rear 4)	◆	◆	–
Parking Sensors (Front 4; Rear 4; Side 4)	–	–	◆
Power Tailgate (Handsfree) – with Kick Sensor and Walk Away Close	◆	◆	◆
Rear Bench Split 60/40	◆	◆	◆
Rear Seat Centre Armrest	◆	◆	◆
Rear-view Camera	◆	–	–
Multi-view Camera	–	◆	◆
Reclining Rear Seat	◆	◆	◆
Sunglasses Box	◆ w/o mirror	◆ w/ mirror	◆ w/ mirror
Sun Visor Vanity Mirrors	◆	◆	◆
Tilt and Telescopic Steering Wheel	◆	◆	◆
Interior Trims			
Hairline Film Interior Panels	◆	◆	–
Layered Honeycomb Metal Film Interior Panels	–	–	◆
Pedals	Normal	Normal	Sports
Platinum Chrome Plated Interior Door Handles	◆	◆	◆
Steering Wheel – Leather	◆	◆	◆
Full Black Leather Upholstery (Sides/Headrest are Synthetic Leather)	◆	◆	◆
Roof Lining	Light	Light	Dark

	Elegance AWD	Advance AWD	Advance Tech 2WD
Function and Technology			
Adaptive Performance Damper	Amplitude Reactive Damper	Amplitude Reactive Damper	Amplitude Performance Damper
Agile Handle Assist (AHA)	◆	◆	◆
Drive Modes: Econ/Sport/Normal/Snow	◆	◆	◆
Drive Modes: Tow	–	–	◆
Electric Parking Brake with Automatic Brake Hold	◆	◆	◆
Brake Hold	◆	◆	◆
Electric Power Steering (EPS)	◆	◆	◆
Hill Start Assist (HSA)	◆	◆	◆
Head Up Display	–	◆	◆
Hill Start Assist (HSA)	◆	◆	◆
Hill Descent Control	◆	◆	◆
Idle Stop(Petrol)/HEV Mode(Hybrid models)	◆	◆	◆
10.2" Multi Info Display	◆	◆	◆
Regenerative Braking/Deceleration Control Paddle	◆	◆	◆
Power Meter	◆	◆	◆
Wheels and Tyres			
Alloy Size and Design	18" Grey	18" Grey	18" Black
Tyre Size	235 / 60R18	235 / 60R18	235 / 60R18
Tyre Repair Kit	◆	◆	◆
Audio and Communications			
Bluetooth™ Hands Free Telephone (HFT)	◆	◆	◆
DAB Digital Radio	◆	◆	◆
Honda CONNECT with Navigation (9" touchscreen, AM/FM/DAB Digital Radio, Apple CarPlay® and Android Auto™, Live Traffic Info)*	◆	◆	–
Honda CONNECT with Navigation (9" touchscreen, AM/FM/DAB Digital Radio, Apple CarPlay® and Android Auto™, My Honda+ and Live Traffic Info)	–	–	◆
Speakers	8	12 – Bose Premium Audio	12 – Bose Premium Audio
Speakers – Front Tweeter	◆	◆	◆
Speakers – Centre	–	◆	◆
Subwoofer	–	◆	◆
Steering Wheel Remote Audio Controls	◆	◆	◆
USB Front Number x2 (x1 Charging)	◆	◆	◆
USB Rear x2 Charging	◆	◆	◆
Wireless Apple Carplay	◆	◆	◆
Wireless Charging	◆	◆	◆

*Apple CarPlay® features, applications and services may not be available in all areas and are subject to change. To use Android Auto™, you need to download the Android Auto™ app from Google Play™ to your smartphone. Android Auto™ availability is subject to change and may vary based on geographical location.

Apple CarPlay® is a trademark of Apple Inc., registered in the U.S. and other countries.


	Elegance AWD	Advance AWD	Advance Tech 2WD
Exterior			
Shark Fin Antenna Colour	Body	Body	Black
Emblem	E:HEV	E:HEV	E:PHEV
Tail Pipe Finisher Exhaust	◆	◆	◆
Body Colour Exterior Door Handles	◆	◆	◆
Grille Design	Black and Chrome	Black and Chrome	Exclusive Black
Door Mirror Colour	Body	Body	Black
Panoramic Glass Roof	◆	◆	◆
Privacy Glass	◆	◆	◆
Roof Rails	◆	◆	◆
Black Bumpers and Fender	◆	◆	—
Body Colour Bumpers and Fender	—	—	◆
Body and Material Colour Spoiler	◆	◆	—
Black and Body Colour Spoiler	—	—	◆
Black Window Garnish	Low Gloss	Low Gloss	High Gloss
Exterior Lights			
Active Cornering Lights	—	◆	◆
Adaptive Driving Beam (ADB)	—	◆	◆
High Beam Support System (HSS)	◆	—	—
Auto Headlights	◆	◆	◆
Auto Headlights Adjuster	—	◆	◆
LED Daytime Running Light	◆	◆	◆
Headlight Auto On/Off Timer (Coming Home/Leaving Home Function)	◆	◆	◆
LED Headlights	◆	◆	◆
LED Front Sequential Turn Lights	◆	◆	◆
Rear LED Lights	◆	◆	◆
Interior Lights			
Ambient Light (Door Handle, Door Line Front & Rear and Front Cup Holder)	◆	◆	◆
Ambient Light (Driver/Passenger Footwell – FR/RR)	◆	◆	◆
Ambient Light (Roof)	◆	◆	◆
Courtesy Light	◆	◆	◆
Map Light (Front)	◆	◆	◆
Rear Reading Light	◆	◆	◆
Meter Illumination	◆	◆	◆
Sun Visor Vanity Mirror Illumination	◆	◆	◆
Boot Light	◆	◆	◆



Extend the Honda CR-V experience at honda.co.uk

These specification details do not apply to any particular product which is supplied or offered for sale. The manufacturers reserve the right to vary their specifications, including colours, with or without notice and at such times in such manner as they think fit. Major as well as minor changes may be involved. Every effort, however, is made to ensure the accuracy of the particulars contained in this brochure. This publication shall not constitute in any circumstances whatsoever an offer by the Company to any person. All sales are made by the Distributor or Dealer concerned subject to and with the benefit of the standard Conditions of Sale and Warranty given by the Distributor or Dealer, copies of which may be obtained from them on request. This publicity material applies to the UK only Trade Descriptions Act (1968). Whilst efforts are made to ensure specification accuracy, brochures are prepared and printed several months in advance of distribution and consequently cannot always immediately reflect either changes in specification or in some isolated cases the provision of a particular feature. Customers are always advised to discuss specification details with the supplying Dealer especially if your model selection is dependent upon one of the features advertised.

Honda (UK) - Cars Cain Road, Bracknell, Berkshire, RG12 1HL. Honda Contact Centre - Telephone: 0345 200 8000 - www.honda.co.uk
A division of Honda Motor Europe Ltd. No. 857969 Registered in England.

 Honda sources paper responsibly from manufacturers within the EU.
Please don't bin me, pass me onto a friend or recycle me.

SCAN HERE



CR-V

To discover our
Honda CR-V
AR Experience

HONDA