



# MAZDA CX-30

PRICES & SPECIFICATIONS



## MAZDA CX-30

The Mazda CX-30 is our stylish award winning SUV that provides a smooth, refined ride coupled together with Mazda's renowned driving experience. Designed around Mazda's 'car and driver as one' philosophy, the Mazda CX-30 has been designed to fit into a variety of lifestyles. Whether it is driving the morning commute, driving the kids to school, or even packing your bags and hitting the road for a weekend break, the Mazda CX-30 will provide you with the flexibility to fit your lifestyle.

### **Stylish and tough**

Designed with the flowing beauty of a coupe and the bold toughness of an SUV, the award winning styling provides the car with the road presence and looks that will have you looking twice when admiring this SUV. Inside, you will find high levels of specification as standard, including the windscreen projected colour Active Driving Display, Mazda Radar Cruise Control, Mazda Connect infotainment, Wireless Apple CarPlay® and Android Auto™ connectivity, as well as a comfortable and commanding driving position and flexible 60:40 split fold rear seating.

### **Safety**

When it comes to safety, you could be in no safer hands thanks to Mazda's suite of i-Activsense safety technologies. You can enjoy the Mazda CX-30 knowing that you and your passengers are safe and comfortable.

CRAFTED IN JAPAN

## THE LATEST IN TECHNOLOGY & CONVENIENCE

### MAZDA CONNECT

#### The latest in-car infotainment

Mazda Connect allows for seamless connectivity between you and your Mazda. Information is displayed on a beautiful & clear central 10.25" screen which is perfectly positioned at eye level.

Access vehicle information and settings, entertainment options including DAB Radio, connect your smartphone via Bluetooth to make and receive calls, access your phonebook, and utilise the European wide Navigation system which comes with 7-years free map updates.



### WIRELESS APPLE CARPLAY® & ANDROID AUTO™

#### Smarter, safer way to use your smartphone

With Apple CarPlay®, get easy access to Apple Music, Maps, Messages and make phone calls with Siri through the car's Multimedia Commander or voice commands.

Android Auto™ also allows you to access your favourite music and messaging apps, Google Maps and Google Play Music. Google Assistant voice control helps you send and receive messages, make calls, get directions and plan your day while you keep your eyes safely on the road.

---

## THE LATEST IN TECHNOLOGY & CONVENIENCE

### BOSE PREMIUM SOUND SYSTEM

#### Made to move you

Fitted as standard to our Exclusive-Line & Takumi grades, the high performance speakers make you feel like you're at the front row of your favourite concert, making you feel immersed in whatever you're listening to.

The premium sound system includes all of the latest Bose technologies such as CenterPoint, BassMatch and AudioPilot which all contribute to an immersive entertainment experience.



### MULTIMEDIA COMMANDER

#### Easy to use, driver centric, eyes on the road

The Multimedia Commander provides simple and easy access to the Mazda Connect infotainment system. The tactile feel plays to the senses allowing for ease of use whilst on the move, and more importantly, allows you to keep your eyes on the road.



## WEEKEND AWAY, PACK YOUR BAGS

Your companion for the perfect weekend away. With a luggage capacity of 430 litres, the CX-30's generous boot allows you to bring everything that you need.

Practicality is further enhanced with a 60:40 split fold down rear seats to accommodate those larger items.

Featured on Homura grade and above, convenience is increased with an automated power liftgate for easy access to the boot.



# PRIME-LINE

from £25,415



Mazda CX-30 Prime-Line in Soul Red Crystal



16" Grey alloy wheels



Premium Dark Grey cloth seat trim



Windscreen projected colour Active Driving Display (head-up display)



Wireless Apple CarPlay® & Android Auto™

## STANDARD FEATURES

### EXTERIOR

- 16" Grey alloy wheels (215/65 R16)
- B-Pillar and C-Pillar garnishes in Satin Black finish
- Body coloured electrically adjustable, heated auto power-folding door mirrors
- Coming home / leaving home lights
- Dual bright finish exhaust tip trim
- Dusk-sensing headlights
- Front grille in Satin Black finish
- High Beam Control (HBC)
- Kodo Turn Signals
- LED headlights with Halogen daytime running lights
- LED rear combination lights
- Reversing camera
- Rear parking sensors
- Rear wash wipe

### INTERIOR

- 60:40 split fold down rear seats
- Driver's seat, manual slide, recline, height and seat tilt adjustment
- Front passenger's seat manual slide, recline and height adjustment
- Electronic Parking Brake with auto-hold and auto-disengage
- Instrument panel 7" TFT Colour driver display
- Leather-wrapped gear shift
- Leather-wrapped steering wheel with telescopic and tilt adjustment
- Premium dark grey cloth trim with Black Interior Accents

### COMFORT & CONVENIENCE

- Engine start / stop button
- Front and rear electric windows with one-touch operation
- G-Vectoring Control Plus (GVC Plus)
- Manual air-conditioning
- Mazda Radar Cruise Control (MRCC) (Automatic features Stop & Go function)
- Windscreen projected colour Active Driving Display (head-up display) with Traffic Sign Recognition

### INFOTAINMENT

- 10.25" Colour entertainment display with Mazda Connect infotainment
- AM/FM/DAB Radio with 6 speakers
- Integrated Bluetooth®
- Integrated Mazda Navigation with 7-years free European map updates
- Integrated Alexa Voice Assistant
- Mazda Connected Services including Car finder
- Multimedia Commander including separate volume dial
- Steering wheel-mounted audio and Bluetooth® controls
- USB Type-C inputs x2
- Wireless Apple CarPlay® & Android Auto™ (shown in HUD)

### SAFETY AND SECURITY

- Anti-lock Braking System (ABS)
- Blind Spot Monitoring (BSM) with Rear Cross Traffic Alert (RCTA)
- Driver Attention Alert (DAA)
- Driver and front passenger airbags; front, side, curtain and driver knee
- Dynamic Stability Control (DSC)
- Advanced e-Call with GPS
- Emergency Stop Signalling System (ESS)
- Emergency tyre repair kit
- Front passenger airbag cut-off switch
- Hill Launch Assist (HLA)
- Intelligent Speed Assist (ISA)
- ISOFIX child seat anchorage; attached to outer rear seats
- Lane-keep Assist System (LAS) with Lane Departure Warning System (LDWS)
- Remote central locking
- Smart Brake Support Front (SBS)
- Thatcham Accredited Alarm and Immobiliser
- Traction Control System (TCS)
- Traffic Sign Recognition (TSR)
- Tyre Pressure Monitoring System (TPMS)

\*Connected Services is a subscription service and requires a compatible mobile device to download and sign-up to the MyMazda App. A 7-year complimentary period is included and commences from the date of first registration of the vehicle. Please contact your dealer or visit [www.mazda.co.uk/my-mazda](http://www.mazda.co.uk/my-mazda) for further information. ^Leather refers to centre seat facing and side supports. Pricing and specification are subject to change. Please speak with your local dealer for latest pricing information.

## CENTRE-LINE

from £27,015



Mazda CX-30 Centre-Line in Platinum Quartz



Qi wireless charging



Front and rear parking sensors



Auto-dimming rear-view mirror



Dual zone climate-controlled air-conditioning

### STANDARD FEATURES - in addition to Prime-Line, Centre-Line adds:

#### EXTERIOR

- Auto-dimming driver door mirror
- Front and rear parking sensors
- Rain-sensing front wipers

#### INTERIOR

- Auto-dimming rear-view mirror
- Heated front seats (3-stage setting)
- Seatback pocket (located on rear of front passenger seat)

#### COMFORT & CONVENIENCE

- Dual zone climate-controlled air-conditioning with rear air vents
- Drive Selection Switch (Automatic Only)

#### INFOTAINMENT

- AM/FM/DAB Radio with 8 speakers
- Qi Wireless Charging

#### SAFETY AND SECURITY

- Smart keyless entry



# HOMURA


from £27,615



Mazda CX-30 Homura in Polymetal Grey



18" Black alloy wheels



Premium Black cloth seat trim with red stitching



Power liftgate



Power tilt & slide sunroof (e-Skyactiv X models only)

## STANDARD FEATURES - in addition to Prime-Line, Homura adds:

### EXTERIOR

- 18" Black alloy wheels
- B-Pillar and C-Pillar garnishes in Gloss Black finish
- Black electrically adjustable, heated, auto power-folding door mirrors
- Front and rear parking sensors
- Front grille in Gloss Black finish
- Power liftgate
- Privacy glass (rear side and rear windows)
- Rain-sensing front wipers
- Power tilt and slide sunroof (e-Skyactiv X models only)

### INTERIOR

- Auto-dimming rear-view mirror
- Black cloth seats with Red stitch
- Black with Red stitching steering wheel, gearshift gaiter, dashboard panel, armrest
- Heated front seats (3-stage settings)

### COMFORT & CONVENIENCE

- Dual zone climate-controlled air-conditioning with rear air vents
- Drive Selection Switch (Automatic Only)

### INFOTAINMENT

- AM/FM/DAB Radio with 8 speakers
- Qi Wireless Charging

### SAFETY AND SECURITY

- Smart keyless entry



## EXCLUSIVE-LINE

from £28,715



Mazda CX-30 Exclusive-Line in Machine Grey



18" Bright alloy wheels



Adaptive LED Headlights



Rear Privacy glass



Bose speakers

### STANDARD FEATURES - in addition to Homura, Exclusive-Line adds:

#### EXTERIOR

- 18" Silver alloy wheels (e-Skyactiv G models only)
- 18" Bright Silver alloy wheels (e-Skyactiv X models only)
- Adaptive LED Headlights (ALH)
- B-Pillar and C-Pillar garnishes in Gloss Black finish
- Front grille in Gloss Black finish
- Power liftgate
- Power tilt and slide sunroof (e-Skyactiv X models only)
- Privacy glass (rear side and rear windows)
- Signature LED front daytime running lights
- Signature LED rear combination lights

#### INTERIOR

- Bright finish glove box handle
- Bright finish surround on start button
- Frameless auto-dimming rear-view mirror
- Steering wheel bright finish centre bezel

#### INFOTAINMENT

- 12-speaker Bose surround sound system, with Bose CenterPoint, BassMatch and AudioPilot technology

#### LUXURY PACK

£1,500

#### Optional on 186ps Exclusive-Line

Black leather seat trim, with Rich Brown dashboard and console accents

- 8-way power adjustable driver seat
- Power lumbar driver seat
- Heated front seats
- Driver memory seat linked to driver door mirror
- Heated Steering wheel
- Windscreen De-Icer

# TAKUMI

from £31,115



Mazda CX-30 Takumi in Ceramic

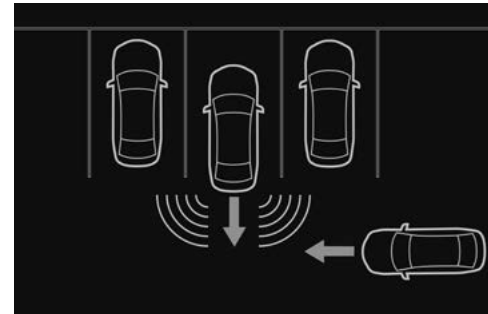
## STANDARD FEATURES - in addition to Exclusive-Line, Takumi adds:

### EXTERIOR

- 360° View Monitor
- Front Wiper De-icer
- Door Mirrors with adjustable memory and tilt-down function when in reverse

### INTERIOR

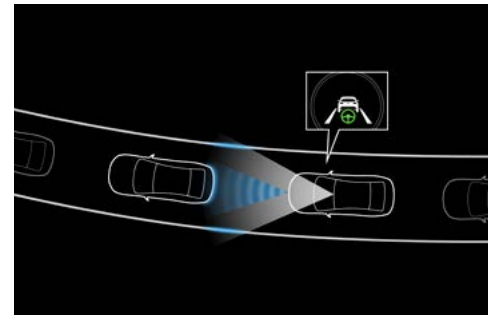
- Black leather<sup>^</sup> seat trim with Rich Brown Interior Accents
- Driver's seat, power tilt, slide, recline, height and lumbar adjustment (memory linked to Head-Up Display and driver side mirror)
- Heated leather-wrapped steering wheel with telescopic and tilt adjustment



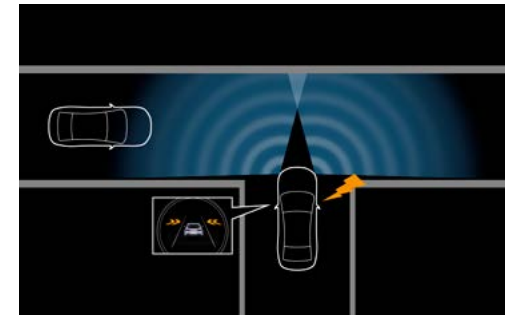
Smart Brake Support - Rear Crossing (SBS-RC)



Black leather seat trim with Rich Brown interior accents



Cruising and Traffic Support



Front Cross Traffic Alert

### COMFORT & CONVENIENCE

- Cruising and Traffic Support (CTS)

### SAFETY AND SECURITY

- Driver Monitoring (DM)
- Front Cross Traffic Alert (FCTA)
- Smart Brake Support - Rear (SBS-R)
- Smart Brake Support - Rear Crossing (SBS-RC)

<sup>^</sup>Leather refers to centre seat facing and side supports. Pricing and specification are subject to change. Please speak with your local dealer for latest pricing information.

PRICING

e-Skyactiv G	PRICE	VAT	P11D VALUE	FIRST YEAR VED & DVLA FIRST REG FEE*	RECOMMENDED 'ON THE ROAD' RETAIL†	CO <sub>2</sub> EMISSIONS COMBINED (g/km)~	BIK TAX (%)^	2024/25 MONTHLY TAX LIABILITY 20%/40%	INSURANCE GROUP
Mazda CX-30 140ps 2WD Prime-Line	£20,908.33	£4,181.67	£25,090	£325	£25,415	135	32%	£134/£268	16E
Mazda CX-30 140ps 2WD Centre-Line	£22,241.67	£4,448.33	£26,690	£325	£27,015	135	32%	£142/£285	16E
Mazda CX-30 140ps 2WD Centre-Line Auto	£23,491.67	£4,698.33	£28,190	£325	£28,515	147	34%	£160/£319	15E
Mazda CX-30 140ps 2WD Homura	£22,741.67	£4,548.33	£27,290	£325	£27,615	135	32%	£146/£291	17E
Mazda CX-30 140ps 2WD Homura Auto	£23,991.67	£4,798.33	£28,790	£325	£29,115	147	34%	£163/£326	16E
Mazda CX-30 140ps 2WD Exclusive-Line	£23,658.33	£4,731.67	£28,390	£325	£28,715	136	32%	£151/£303	17E
Mazda CX-30 140ps 2WD Exclusive-Line Auto	£24,908.33	£4,981.67	£29,890	£325	£30,215	148	34%	£169/£339	16E
Mazda CX-30 140ps 2WD Takumi	£25,658.33	£5,131.67	£30,790	£325	£31,115	136	32%	£164/£328	17E
Mazda CX-30 140ps 2WD Takumi Auto	£26,908.33	£5,381.67	£32,290	£325	£32,615	148	34%	£186/£366	16E
e-Skyactiv X									
Mazda CX-30 186ps 2WD Centre-Line	£23,825.00	£4,765.00	£28,590	£275	£28,865	129	30%	£143/£286	20E
Mazda CX-30 186ps 2WD Centre-Line Auto	£25,075.00	£5,015.00	£30,090	£325	£30,415	139	32%	£160/£321	19E
Mazda CX-30 186ps 2WD Homura	£24,741.67	£4,948.33	£29,690	£275	£29,965	130	31%	£153/£307	20E
Mazda CX-30 186ps 2WD Homura Auto	£25,991.67	£5,198.33	£31,190	£325	£31,515	140	33%	£172/£343	19E
Mazda CX-30 186ps 2WD Exclusive-Line	£25,741.67	£5,148.33	£30,890	£275	£31,165	130	31%	£160/£319	20E
Mazda CX-30 186ps 2WD Exclusive-Line Auto	£26,991.67	£5,398.33	£32,390	£325	£32,715	140	33%	£178/£356	19E
Mazda CX-30 186ps 2WD Takumi	£27,741.67	£5,548.33	£33,290	£275	£33,565	130	31%	£172/£344	21E
Mazda CX-30 186ps 2WD Takumi Auto	£28,991.67	£5,798.33	£34,790	£325	£35,115	140	33%	£191/£383	20E
Mazda CX-30 186ps AWD Takumi	£29,575.00	£5,915.00	£35,490	£325	£35,815	139	32%	£189/£379	21E
Mazda CX-30 186ps AWD Takumi Auto	£30,825.00	£6,165.00	£36,990	£325	£37,315	148	34%	£210/£419	21E

\* First year rate Vehicle Excise Duty as of 1 April 2024, includes £55 DVLA first registration fee.  
^ BIK effective from 6 April 2024.  
~Figures shown are for comparability purposes; only compare fuel consumption and CO<sub>2</sub> figures with other cars tested to the same technical procedures. These figures may not reflect real life driving results, which will depend upon a number of factors including the accessories fitted (post-registration), variations in weather, driving styles and vehicle load. All figures quoted are derived from the latest WLTP test cycle.

FACTORY FITTED OPTION

	BASIC PRICE	VAT	MSRP
Luxury Pack <sup>1)</sup> : Black leather seat trim, with Rich Brown dashboard and console accents - 8-way power adjustable driver seat - Power lumbar driver seat - Heated front seats - Driver memory seat linked to driver door mirror - Heated Steering wheel - Windscreen De-Icer	£1,250.00	£250.00	£1,500

<sup>1)</sup> Optional on 186ps Exclusive-Line models only.

## PAINT FINISH OPTIONS



ARCTIC WHITE | £0



SNOWFLAKE WHITE | £570



PLATINUM QUARTZ | £570



ZIRCON SAND | £570



POLYMETAL GREY | £570



CERAMIC | £570



DEEP CRYSTAL BLUE | £570



JET BLACK | £570



MACHINE GREY | £690



SOUL RED CRYSTAL | £810

Use our car configurator to find the perfect Mazda CX-30 for you.



BUILD YOUR MAZDA CX-30

Mazda Motors UK reserves the right to introduce changes in pricing, specification and equipment due to its ongoing product development. Colour and trim samples shown in this digital brochure may vary from the actual colours because of the variations of resolutions and colours found in various screen displays, and if printed, limitations within the printing process. Models shown may not be to UK specification. It is recommended that you consult your Mazda dealer when referring to these.



# MAZDA CX-30 INTERIOR TRIMS AND COLOURATION






Premium dark grey cloth with black interior accents  
(PRIME-LINE, CENTRE-LINE, EXCLUSIVE-LINE)



Premium Black cloth with Red stitch  
(HOMURA)



Black leather<sup>^</sup> with Rich Brown interior accents  
(TAKUMI, OPTIONAL ON 186PS EXCLUSIVE-LINE)



<sup>^</sup>Leather refers to centre seat facing and side supports.

## MAZDA CX-30 ALLOY WHEELS



16" Grey alloy wheels  
(PRIME-LINE AND CENTRE-LINE)



18" Black alloy wheels  
(HOMURA)



18" Silver alloy wheels  
(E-SKYACTIV G - EXCLUSIVE-LINE AND TAKUMI)



18" Bright alloy wheels  
(E-SKYACTIV X - EXCLUSIVE-LINE AND TAKUMI)



### Accessory alloy wheels

We have a range of accessories available including a range of accessory alloy wheels, so that you can make your Mazda CX-30 more individual to you.

For more information on the entire range of accessories we retail, please [CLICK HERE](#), select your vehicle and visit the 'Options & Accessories' section.

## OPTIONS & ACCESSORIES



FRONT AIRDAM SKIRT\*  
£507.50



REAR AIRDAM SKIRT\*  
£431.98



ROOF BARS INC MOULDINGS  
£263.16



DOOR MIRROR COVER - BLACK  
£137.72



BLACK ROOF RAILS  
£446.75

\*Available on e-Skyactiv G models only.

Options & Accessories: A small selection of our range of accessories are shown within this Price and Specification guide. For more information on the entire range of accessories we retail, please visit [www.mazda.co.uk/configurator](http://www.mazda.co.uk/configurator), select your vehicle and visit the 'Options & Accessories' section. The price shown is a non-binding recommendation of Mazda Motors UK, is subject to change and may not include extras such as painting. Alloy wheel prices do not include tyres. Accessory fitment costs may differ between Mazda dealers. For further information about Mazda Genuine Accessories and latest pricing including any fitment cost differences please contact your local Mazda dealer.



## OPTIONS & ACCESSORIES



DETACHABLE TOW BAR WITH 13 PIN WIRING HARNESS  
£792.71



SMART CARGO SYSTEM  
£421.07



DURABLE BOOT LINER<sup>\*</sup>  
£75.19



ILLUMINATED SCUFF PLATES  
£335.99



LUXURY FLOOR MATS  
£89.00



CX-30 LOGO LED PUDDLE LIGHTS  
£205.85

<sup>\*</sup>Durable Boot Liner only for vehicles fitted with Smart Cargo System.

Options & Accessories: A small selection of our range of accessories are shown within this Price and Specification guide. For more information on the entire range of accessories we retail, please visit [www.mazda.co.uk/configurator](http://www.mazda.co.uk/configurator), select your vehicle and visit the 'Options & Accessories' section. The price shown is a non-binding recommendation of Mazda Motors UK, is subject to change and may not include extras such as painting. Alloy wheel prices do not include tyres. Accessory fitment costs may differ between Mazda dealers. For further information about Mazda Genuine Accessories and latest pricing including any fitment cost differences please contact your local Mazda dealer.



# EQUIPMENT

		PRIME-LINE	CENTRE-LINE	HOMURA	EXCLUSIVE-LINE	TAKUMI
<b>EXTERIOR</b>						
B-Pillar and C-Pillar garnish:	Satin Black	●	●	-	-	-
	Gloss Black	-	-	●	●	●
Door mirrors:	Body coloured electrically-adjustable, heated, auto power- folding door mirrors	●	●	-	●	●
	Black electrically-adjustable, heated, auto power-folding door mirrors	-	-	●	-	-
	With auto-dimming (Drivers mirror only)	-	●	-	●	●
	With adjustable memory and tilt-down function when in reverse	-	-	-	O <sup>1)</sup>	●
Front Grille:	Bright finish signature wing	●	●	●	●	●
	Satin Black finish	●	●	-	-	-
	Gloss Black finish	-	-	●	●	●
Headlights:	Adaptive LED Headlights (ALH)	-	-	-	●	●
	Coming home / leaving home lights	●	●	●	●	●
	Dusk-sensing headlights	●	●	●	●	●
	High Beam Control (HBC)	●	●	●	-	-
	LED, with auto headlight levelling	●	●	●	●	●
	Signature LED daytime running lights	-	-	-	●	●
Kodo Turn Signal - distinctive light signature that starts at full power and then fades in sequential pulses		●	●	●	●	●
Metallic/Mica/Pearlescent paint		O	O	O	O	O
Parking aids:	Reversing camera	●	●	●	●	-
	360° View Monitor	-	-	-	-	●
Parking sensors (audible and visual warning):	Rear	●	-	-	-	-
	Front and Rear	-	●	●	●	●
Power liftgate:	Operational by button located on dashboard, key fob or button located on tailgate	-	-	●	●	●
Privacy glass:	Rear side and rear windows	-	-	●	●	●
Rear lights:	LED rear combination lights	●	●	●	-	-
	Signature LED rear combination lights	-	-	-	●	●
Rear roof spoiler:	Gloss Black	●	●	●	●	●
Sunroof:	Power tilt and slide (e-Skyactiv X models only)	-	-	●	●	●
Tailpipes:	Dual - Bright finish exhaust tip trim	●	●	●	●	●
Wheels & tyres:	16" Grey alloy wheels with 215/65 R16 tyres	●	●	-	-	-
	18" Black alloy wheels with 215/55 R18 tyres	-	-	●	-	-
	18" Silver alloy wheels with 215/55 R18 tyres (e-Skyactiv G models only)	-	-	-	●	●
	18" Bright alloy wheels with 215/55 R18 tyres (e-Skyactiv X models only)	-	-	-	●	●
Wipers:	Front, rain-sensing	-	●	●	●	●
	Front wiper De-Icer	-	-	-	O <sup>1)</sup>	●
	Rear	●	●	●	●	●

● = Standard equipment, - = Not available, O = Option available at additional cost.

<sup>1)</sup> Optional on 186ps Exclusive-Line models only.

# EQUIPMENT

		PRIME-LINE	CENTRE-LINE	HOMURA	EXCLUSIVE-LINE	TAKUMI
INTERIOR						
12v electrical power outlet		●	●	●	●	●
Bright interior trim accents:	Steering wheel centre bezel, surround of engine start / stop button and glove box handle	-	-	-	●	●
Door Panel Trim	Dark cloth insert	●	●	●	●	-
	Dark vinyl insert	-	-	-	-	●
Electronic Parking Brake with auto-hold and auto-disengage function		●	●	●	●	●
Gear shift:	Leather-wrapped	●	●	●	●	●
Grab handles:	Driver, front passenger and two rear, with coat hooks	●	●	●	●	●
Instrument cluster:	Trip computer	●	●	●	●	●
	Colour 7" TFT display	●	●	●	●	●
Interior colouration (Dashboard, doorcards and front centre armrest):	Black	●	●	-	●	-
	Black with Red Stitch	-	-	●	-	-
	Rich Brown	-	-	-	-	●
Interior mirror:	Auto-dimming rear-view mirror	-	●	●	-	-
	Frameless auto-dimming rear-view mirror	-	-	-	●	●
Interior trim:	Premium dark grey cloth trim	●	●	-	●	-
	Premium black cloth trim with Red stitching	-	-	●	-	-
	Black Leather trim*	-	-	-	O <sup>1)</sup>	●
Roof headlining:	Light (ceiling and pillars)	●	●	●	●	●
Seats (Front):	Driver's seat, manual slide, recline, height and seat tilt adjustment	●	●	●	●	-
	Driver seat power slide, recline, height, seat tilt and lumbar adjustment with head-up display and driver door mirror memory	-	-	-	O <sup>1)</sup>	●
	Front passenger's seat manual slide, recline and height adjustment	●	●	●	●	●
	Heated with 3-stage setting	-	●	●	●	●
Seats (Rear):	3 x height-adjustable head restraints	●	●	●	●	●
	60:40 split fold down rear seats	●	●	●	●	●
	Folding centre armrest equipped with two cup holders	●	●	●	●	●
Steering wheel:	Leather-wrapped	●	●	●	●	●
	Telescopic and tilt adjustment	●	●	●	●	●
	Heated	-	-	-	O <sup>1)</sup>	●
	Paddle shift for automatic transmission	-	-	-	●	●
Storage spaces:	Door storage	●	●	●	●	●
	Front centre storage with two cupholders	●	●	●	●	●
	Glovebox with interior illumination	●	●	●	●	●
	Roof mounted sunglasses holder	●	●	●	●	●
	Seatback pocket (located on rear of front passenger seat)	-	●	●	●	●

● = Standard equipment, - = Not available, O = Option available at additional cost.

\*Leather refers to centre seat facing and side supports.

<sup>1)</sup>Optional on 186ps Exclusive-Line models only.

# EQUIPMENT

		PRIME-LINE	CENTRE-LINE	HOMURA	EXCLUSIVE-LINE	TAKUMI
INFOTAINMENT						
Wireless Apple CarPlay® & Android Auto™		●	●	●	●	●
Integrated Bluetooth®		●	●	●	●	●
Mazda Connect (Multimedia System):	AM / FM / DAB radio, with 6 speakers	●	-	-	-	-
	AM / FM / DAB radio, with 8 speakers	-	●	●	-	-
	AM / FM / DAB radio featuring 12-Speaker Bose surround sound system, with Bose CenterPoint, BassMatch and AudioPilot technology.	-	-	-	●	●
	10.25" Colour centre display	●	●	●	●	●
Integrated Alexa Voice assistant		●	●	●	●	●
Car finder						
	Steering wheel-mounted audio and Bluetooth® controls	●	●	●	●	●
	USB Type-C input x2	●	●	●	●	●
Mazda Connected Services <sup>1)</sup> :	Connected Services - Accessed via the MyMazda App which provides you with information about your vehicle, you can also access many other features like remote controls, vehicle finder and send a destination to your car	●	●	●	●	●
Mazda Navigation System:	European mapping with 7-years free map updates	●	●	●	●	●
Multimedia Commander:	Located between the driver and front passenger, the Multimedia Commander allows easy control of the advanced connectivity and infotainment system, with information displayed on the 10.25" colour screen, includes a separate volume control dial	●	●	●	●	●
Qi Wireless Charging		-	●	●	●	●

● = Standard equipment, – = Not available.  
<sup>1)</sup> Connected Services is a subscription service and requires a compatible mobile device to download and sign-up to the MyMazda App. A 3-year complimentary period is included and commences from the date of first registration of the vehicle. Please contact your dealer or visit [www.mazda.co.uk/my-mazda](http://www.mazda.co.uk/my-mazda) for further information. Please check with your phone provider for compatability.

		PRIME-LINE	CENTRE-LINE	HOMURA	EXCLUSIVE-LINE	TAKUMI
COMFORT AND CONVENIENCE						
Adaptive Cruise Control - Mazda Radar Cruise Control (MRCC) (Automatic features Stop & Go function)		●	●	●	●	●
Air-conditioning:	Manual air-conditioning	●	-	-	-	-
	Dual zone climate-controlled air-conditioning with rear vents	-	●	●	●	●
Cruising and Traffic Support (CTS):	Where conditions allow, assists driver with accelerator, brake and steering functions when following a vehicle ahead in heavy traffic, helping to reduce driver fatigue.	-	-	-	-	●
Drive selection switch (Automatic only) - When the 'Sport' mode is selected, vehicle's response against accelerator operation is enhanced. This provides additional quick acceleration which may be needed to safely make manoeuvres such as lane changes, merging onto motorways, or passing other vehicles		-	●	●	●	●
Electric windows:	Front and rear, with one-touch operation	●	●	●	●	●
Engine start / stop button		●	●	●	●	●
G-Vectoring Control Plus (GVC Plus):	Provides better handling and a smoother ride. Aids in emergency avoidance manoeuvres and offers more control in various situations.	●	●	●	●	●
Head-up Display:	Windscreen Projected Colour Active Driving Display (Head-up Display) Projects full-colour information directly onto the windscreen within the driver's line of sight, including navigation, speed and vehicle status.	●	●	●	●	●
Interior Lighting:	Front & rear with LED illumination	●	●	●	●	●
Luggage compartment:	LED illumination	●	●	●	●	●
Sun visors:	Driver's and front passenger's with covered vanity mirror and driver's ticket holder	●	●	●	●	●

● = Standard equipment, – = Not available.

# EQUIPMENT

		PRIME-LINE	CENTRE-LINE	HOMURA	EXCLUSIVE-LINE	TAKUMI
SAFETY AND SECURITY						
Airbags:	Front dual stage driver and single stage front passenger	●	●	●	●	●
	Front side airbags	●	●	●	●	●
	Front and rear curtain airbags	●	●	●	●	●
	Front driver knee airbag	●	●	●	●	●
	Front passenger airbag cut-off switch	●	●	●	●	●
Anti-lock braking system (ABS)		●	●	●	●	●
Blind Spot Monitoring (BSM) with Rear Cross Traffic Alert (RCTA):	Uses a system of sensors to alert the driver when a vehicle enters a blind spot	●	●	●	●	●
Driver Attention Alert (DAA):	The system monitors driver inputs and the vehicle's movements to sense the early stages of driver fatigue.	●	●	●	●	●
Driver Monitoring (DM):	A camera within the centre display screen monitors the driver's facial movements to detect driver fatigue, encouraging the driver to take a rest where needed.	-	-	-	-	●
Dynamic Stability Control (DSC)		●	●	●	●	●
Advanced e-Call with GPS:	In the case of an accident, either provides a manual or automated message to the emergency services, which includes the vehicle's location and past location, and number of passengers. (European locations only).	●	●	●	●	●
Emergency Stop Signalling system (ESS)		●	●	●	●	●
Emergency tyre repair kit		●	●	●	●	●
Front Cross Traffic Alert (FCTA):	When pulling out of junctions, FCTA checks for approaching vehicles either side of the front of your vehicle. When an oncoming vehicle is detected, it sounds a warning.	-	-	-	-	●
Hill Launch Assist (HLA)		●	●	●	●	●
Intelligent Speed Assist (ISA)		●	●	●	●	●
ISOFIX child seat anchorage; attached to outer rear seats		●	●	●	●	●
Lane-keep Assist System (LAS) with Lane Departure Warning System (LDWS)		●	●	●	●	●
Pre-crash safety: Smart Brake Support (SBS):	Front (SBS)	●	●	●	●	●
	Rear (SBS-R)	-	-	-	-	●
	Rear Crossing (SBS-RC)	-	-	-	-	●
Remote central locking with deadlocking		●	●	●	●	●
Smart keyless entry:	Allows opening and locking of the vehicle without removing the key from your pocket or bag	-	●	●	●	●
Seatbelt reminder audible warning: Driver, passenger and rear seats		●	●	●	●	●
Thatcham accredited alarm and immobiliser		●	●	●	●	●
Traction Control System (TCS)		●	●	●	●	●
Traffic Sign Recognition (TSR)		●	●	●	●	●
Tyre Pressure Monitoring System (TPMS)		●	●	●	●	●

● = Standard equipment, - = Not available.



# TECHNICAL INFORMATION

	2.5 e-SKYACTIV G Petrol	2.5 e-SKYACTIV G Petrol	2.0 e-SKYACTIV X Petrol	2.0 e-SKYACTIV X Petrol	2.0 e-SKYACTIV X Petrol	2.0 e-SKYACTIV X Petrol
	2WD	2WD	2WD	2WD	AWD	AWD
Model Availability	140ps Manual	140ps Auto	186ps Manual	186ps Auto	186ps Manual	186ps Auto
Prime-Line	●	-	-	-	-	-
Centre-Line	●	●	●	●	-	-
Homura	●	●	●	●	-	-
Exclusive-Line	●	●	●	●	-	-
Takumi	●	●	●	●	●	●

## Dimensions

Overall length / width <sup>1)</sup> / height <sup>2)</sup> (mm)		4,395 / 1,795 (2,040) <sup>1)</sup> / 1,540 <sup>2)</sup>	
Wheelbase (mm)		2,655	
Ground clearance between the axles (mm) - unladen		180	
Front track / Rear track (mm)		1,565 / 1,565	
Front headroom <sup>3)</sup> / leg room / shoulder room (mm)		967 (961) <sup>3)</sup> / 1,058 / 1,412	
Rear headroom / leg room / shoulder room (mm)		973 / 921 / 1,361	
Cargo volume, acc. to VDA (l):	5-seat mode to belt line including underfloor storage (without Bose / with Bose)	430 / 422	
	2-seat mode including underfloor storage (without Bose / with Bose)	1,406 / 1,398	
Brake Type - Front & Rear		Ventilated / Solid	
Brake Dimensions - Front / Rear (mm)		295 / 265	295 / 303

## Steering

Steering gear	Electric Power Assist Steering (Rack and Pinion)
Wall-to-wall turning circle	11.4 metres

<sup>1)</sup> Vehicle width excludes mirrors. Figures in brackets includes mirrors.

<sup>2)</sup> Vehicle height includes driver at 75kg.

<sup>3)</sup> Figures in brackets are for vehicles fitted with power tilt and slide sunroof.



# TECHNICAL INFORMATION

Engine	2.5 e-SKYACTIV G Petrol	2.5 e-SKYACTIV G Petrol	2.0 e-SKYACTIV X Petrol	2.0 e-SKYACTIV X Petrol	2.0 e-SKYACTIV X Petrol	2.0 e-SKYACTIV X Petrol
	2WD 140ps Manual	2WD 140ps Auto	2WD 186ps Manual	2WD 186ps Auto	AWD 186ps Manual	AWD 186ps Auto
Displacement (cc)	2488	2488	1998	1998	1998	1998
Bore x Stroke (mm)	89 x 100	89 x 100	83.5 x 91.2	83.5 x 91.2	83.5 x 91.2	83.5 x 91.2
Valves per cylinder	4	4	4	4	4	4
Compression ratio	13:1	13:1	15:1	15:1	15:1	15:1

## Fuel Saving Technology

i-stop system	Saves fuel by switching off the engine when the car stops	●	●	●	●	●	●
Mazda M Hybrid	24-volt battery to support the engine which helps improve your fuel economy and reduce emissions	●	●	●	●	●	●
Cylinder deactivation	Engine seamlessly switches between four and two-cylinder operation to improve real-world fuel economy and lower emissions whilst at cruising speeds	●	●	-	-	-	-

## Performance

Maximum power output	Total ps (KW) / rpm	140 (103) / 5000	140 (103) / 5000	186 (137/6000)	186 (137/6000)	186 (137/6000)	186 (137/6000)
Max. torque (Nm / rpm)		238 / 3300	238 / 3300	240/4000	240/4000	240/4000	240/4000
Acceleration (0-62 mph in seconds)^		9.7	10.3	8.3	8.6 (8.7)^	8.8	9
Top Speed (mph)		121	119	127	127	127	127

## Fuel Economy and CO<sub>2</sub> Emissions

WLTP fuel consumption mpg (l/100km) <sup>1)</sup>	Low	36.2 (7.8)	32.1 (8.8) - 32.5 (8.7)	42.2 (6.7)	37.7 (7.5) - 38.2 (7.4)	38.2 (7.4)	36.2 (7.8)
	Medium	49.6 (5.7)	44.8 (6.3) - 45.6 (6.2)	51.4 (5.5) - 52.3 (5.4)	47.9 (5.9)	47.1 (6.0)	44.8 (6.3)
	High	55.4 (5.1)	51.4 (5.5)	56.5 (5.0)	53.3 (5.3)	52.3 (5.4)	49.6 (5.7)
	Extra High	44.8 (6.3)	41.5 (6.8)	44.8 (6.3) - 45.6 (6.2)	41.5 (6.8)	42.8 (6.6)	39.2 (7.2)
	Combined	47.1 (6.0)	42.8 (6.6) - 43.5 (6.5)	48.7 (5.8) - 49.6 (5.7)	44.8 (6.3) - 45.6 (6.2)	45.6 (6.2)	42.8 (6.6)
WLTP CO <sub>2</sub> emissions <sup>1)</sup> (g/km)		136 - 135	148 - 147	130 - 129	140-139	139	148
EC emission level		Euro Stage 6e					
Recommended fuel		Unleaded 95 RON					
Fuel tank capacity (litres)		51				48	

## Weights

Maximum Kerb weight (kg) incl. driver (75kg)		1482 - 1508	1509 - 1537	1516 - 1548	1539 - 1570	1615	1633
Permitted gross vehicle weight (kg)	Total	1950	1980	1965	1965	2042	2070
	Front/rear	1022 / 928	1051 / 929	1070 / 895	1097 / 868	1089 / 953	1119 / 951
Towing limit <sup>2)</sup> (kg):	Braked	1300	1300	1300	1300	1300	1300
	Unbraked	600	600	600	600	600	600
Maximum roof load (kg)		75	75	75	75	75	75

^ Figures in brackets are for vehicles fitted with 18" Alloy Wheels.

<sup>1)</sup> Figures shown are for comparability purposes; only compare fuel consumption and CO<sub>2</sub> figures with other cars tested to the same technical procedures. These figures may not reflect real life driving results, which will depend upon a number of factors including the accessories fitted (post-registration), variations in weather, driving styles and vehicle load. All figures quoted are derived from the latest WLTP test cycle.

<sup>2)</sup> Towing capacity is based on a 12% gradient and tested in accordance with 92/21/EEC as amended by 95/48/E.C

---

## SKYACTIV ENGINE TECHNOLOGY

### e-SKYACTIV G

The 2.5 140ps e-Skyactiv G engine is a highly-efficient direct-injection petrol engine, that achieves impressive engine efficiency thanks to the high compression combustion, resulting in excellent fuel economy and low CO<sub>2</sub> emissions.

e-Skyactiv G also features cylinder deactivation, delivering further improvements in economy and efficiency by automatically switching between two-cylinder and four-cylinder operation when cruising at constant speeds and not when under heavy loads. The engine shuts down two of the four cylinders with fuel injection and injection timing precisely controlled, so that the cylinder deactivation isn't noticeable to the driver.

### MAZDA M HYBRID

Mazda M Hybrid is our innovative evolution of hybrid car technology. It uses four main components to capture energy that is normally wasted during braking. It stores that energy within the 24v Lithium-ion Battery and uses it to assist the engine and power the car's electrical systems, meaning you can drive further on a tank of fuel whilst also contributing to lower CO<sub>2</sub> emissions and other particulates.

The Mazda CX-30 features this new technology which comes as standard on both e-Skyactiv G and e-Skyactiv X petrol engines. The result is a car that delivers outstanding performance, low running costs and strong environmental credentials.

### e-SKYACTIV X

The 2.0 186ps e-Skyactiv X powertrain is the very latest in engine technology providing more power, improved fuel efficiency and even lower CO<sub>2</sub> emissions. Exclusive to Mazda, e-Skyactiv X burns petrol more efficiently thanks to our pioneering Spark Controlled Compression Ignition (SPCCI).

With SPCCI, an extremely lean mix of fuel and air are compressed to an extremely high pressure. A spark then ignites a very small, dense amount of fuel, which further raises the heat and pressure in the cylinder, causing the remaining fuel to ignite under pressure (like a diesel). This means you get all the performance of a naturally aspirated petrol engine, but with the fuel economy and low CO<sub>2</sub> emissions of a Diesel.



## SKYACTIV-VEHICLE DYNAMICS: TRANSMISSIONS, CHASSIS AND BODY



### TRANSMISSIONS

SKYACTIV-MT is a light and compact manual transmission system that combines superior fuel economy with the crisp shifting feel of a sports car, ensuring perfect control.

Also available is Mazda's highly efficient, 6-speed SKYACTIV-DRIVE automatic transmission. Featuring the best attributes of CVT, Dual Clutch and conventional automatic transmissions, SKYACTIV-DRIVE provides you with a direct feel with smooth gear shifts leading to great fuel economy.\*



### SKYACTIV-CHASSIS

Providing a lightweight chassis that delivers driving pleasure and comfort, leading to that pure 'Jinba-ittai' oneness between car and driver. The perfectly fine tuned chassis provides our famed driving experience of agility at low and medium speeds, and stability at motorway speeds for both driving pleasure and comfort.



### SKYACTIV-BODY

For a car to excel in its basic functions - accelerate, turn and stop - it must have a lean body, but also be sturdy to ensure safety. Mazda CX-30's body has been designed around these elements leading to a light, rigid and robust body that ensures safe and joyful driving.

\*SKYACTIV-DRIVE Automatic Transmission is unavailable on Prime-Line grade.



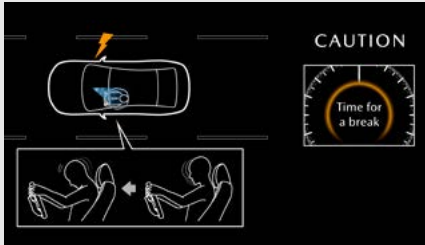
# ADVANCED SAFETY TECHNOLOGY



## COLOUR ACTIVE DRIVING DISPLAY (HEAD-UP DISPLAY)

The system projects full-colour information directly onto the windscreen within the driver's line of sight. The displayed information includes Traffic Sign Recognition, Mazda navigation turn-by-turn directions, as well as vehicle status including current speed and advanced safety equipment status.

(Standard across the range)



## DRIVER MONITORING

Detects sleepiness or inattention by monitoring changes in expression or movement of the driver's line of sight. A camera and infrared LED monitor the driver's condition both day and night. If the system determines that the driver has fallen asleep or is inattentive, it sounds an alert to make the driver aware while also preparing for automatic braking to help prepare for a potential incident.

(Standard on Takumi models)

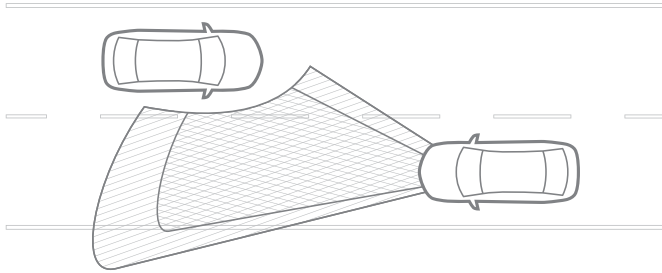


## i-ACTIV AWD

Whether you are on the motorway on a dark and rainy night or driving up a snowy country road, Mazda's all-wheel-drive system is designed to provide safety and comfort with fuel efficiency. Our engineers have developed i-ACTIV AWD to constantly monitor road conditions in real-time, watching for tiny variations in wheel speed that a driver would never notice. The system proactively controls the distribution of torque to all four wheels providing solid and predictable handling for all-road performance.

(Available on e-Skyactiv X Exclusive-Line & Takumi models)

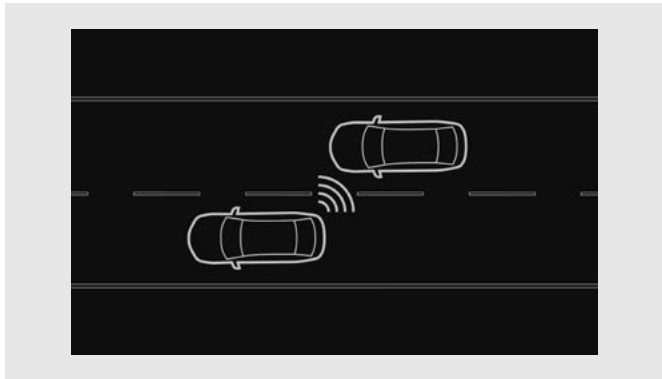
# ADVANCED SAFETY TECHNOLOGY



## ADAPTIVE LED HEADLIGHTS

Mazda's Adaptive LED Headlights provide the ultimate in headlight technology, lighting up the road ahead as if it were daytime and allowing anybody to enjoy safe and stress-free driving at any time of day. The system increases visibility at night to help drivers stay vigilant by combining three technologies: Wide-range Low Beams which light up a wider area at low speeds, Highway mode which helps you see further when travelling at speed, and Glare-free High Beams which automatically dim part of the illuminated area to avoid dazzling other drivers.

(Only available on e-Skyactiv X Exclusive-Line & Takumi models)

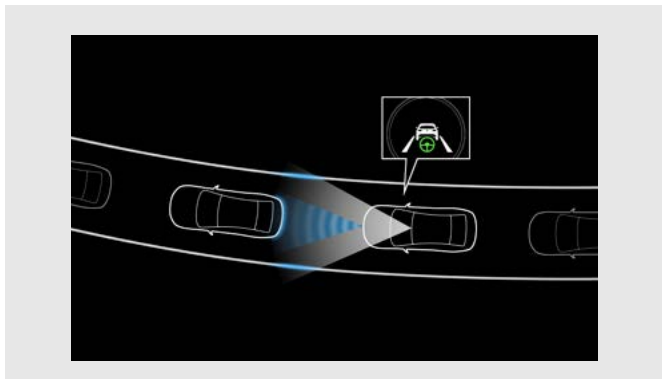


## BLIND SPOT MONITORING WITH REAR CROSS TRAFFIC ALERT

BSM uses radars mounted in the rear bumper to detect vehicles approaching from behind and in the adjacent lane. It alerts the driver to the presence of vehicles in the blind spot on either side by displaying an icon in the appropriate door mirror. If the driver indicates to change lanes with a vehicle in the blind spot, the icon flashes and a warning beep is sounded.

RCTA is designed to help you make sure it's safe to start backing up. The system uses the same radars and indicators as BSM to watch for vehicles coming from both sides and alert the driver when they come near.

(Standard across the range)

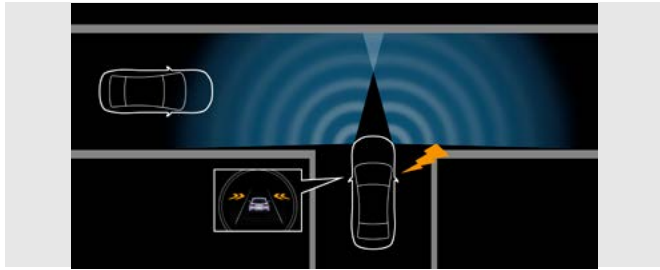


## CRUISING & TRAFFIC SUPPORT (CTS)

Automatically operates acceleration and braking to maintain a proper trailing distance between your Mazda and the vehicle ahead. In addition, it assists with steering operations to keep the car within its lane. CTS contributes to reducing driver fatigue, as well as supporting a safer, more reassuring and more comfortable driving experience.

(Standard on Takumi models)

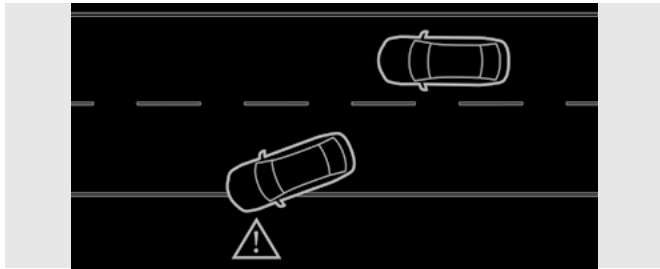
# ADVANCED SAFETY TECHNOLOGY



## FRONT CROSS TRAFFIC ALERT

Mazda's newly developed system detects other vehicles approaching from blind spots at the front right or left of the vehicle and alerts the driver of their presence. This helps prevent a common cause of accidents, when cars enter a T-junction with a partially obscured view.

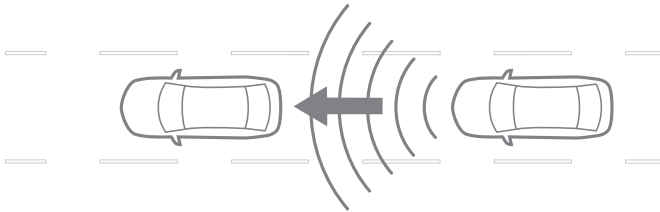
(Standard on Takumi models)



## LANE DEPARTURE WARNING SYSTEM WITH LANE KEEP ASSIST SYSTEM

Designed to prevent your vehicle from inadvertently straying from its lane. A front view camera monitors the road ahead and calculates the car's position relative to the lane markings. If the system detects the vehicle is moving out of its lane unintentionally, the steering wheel will vibrate and an audible alert will sound. The system will also take corrective action to help you stay within the lanes through assisted steering.

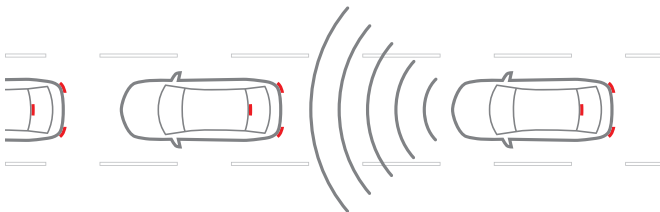
(Standard across the range)



## MAZDA RADAR CRUISE CONTROL

To activate, the driver sets a maximum speed (just as with cruise control) and size of the gap to maintain. The radar watches for traffic ahead and once the system senses a vehicle in front, the car will slow down and speed up automatically maintaining the driver's pre-set distance. Automatic models also have the additional feature of 'Stop & Go', meaning the vehicle will automatically accelerate and brake in start/stop traffic with minimal input from the driver.

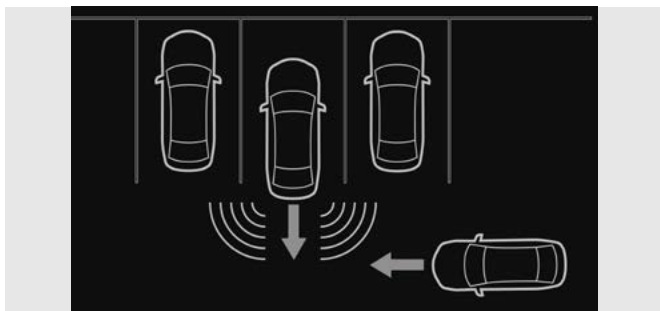
(Standard across the range)



## SMART BRAKE SUPPORT – FRONT

Alerts the driver of a possible collision using the warning indications in the display and a warning sound if the front radar sensor and Forward Sensing Camera determine that there is the possibility of a collision with a vehicle ahead, pedestrian, or a bicycle. Furthermore, if a collision is unavoidable, the automatic brake control is performed to reduce damage in the event of a collision. In addition, when the driver depresses the brake pedal, the brakes are applied firmly and quickly to assist.

(Standard across the range)



## SMART BRAKE SUPPORT – REAR

Reduces damage in the event of a collision by operating the brake control when the system's sensors detect an obstruction at the rear.

## SMART BRAKE SUPPORT – REAR CROSSING

Assists in avoiding collisions and reducing damage in the event of a collision by applying the brakes if there is the possibility of collision with a vehicle approaching from the rear while you are reversing out of parking space.

(Standard across the range)

# MAZDA SERVICES

Take the hassle out of servicing your car by opting for a Mazda Service Plan from your Mazda dealer. For a one off payment or manageable monthly sum, your annual Mazda servicing can be covered for up to 3 years. Contact your Mazda dealer for more information on the options available. At participating dealers only.

The maximum service interval for your Mazda is 12,500 miles or 12 months whichever occurs first, however, the servicing intervals may reduce based on the style of driving and the conditions under which your vehicle is operated.

Mazda Service Plans cover parts, labour & fluids at the prevailing VAT rate for the first three scheduled services. You have the choice of paying for your Mazda Service Plan with a one-off payment, or by monthly Direct Debit payments over the duration of the Plan. Please contact your Mazda Authorised Dealer for more information. The servicing for Mazda Service Plans can only be carried out at a Mazda Authorised Dealer. At participating Dealers only and plan must be activated prior to the vehicle's first service.

## MAZDA SERVICE PLANS

MODEL	ENGINE	PRICE~	MONTHLY PAYMENT~
Mazda CX-30	e-SKYACTIV G	£759	£23.00
	e-SKYACTIV X	£899	£27.24

## VEHICLE TAX RATES TAX YEAR 2024-25

CO <sub>2</sub> EMISSIONS FIGURE (G/KM)	PETROL & RDE2 DIESEL - FIRST YEAR RATE	ALTERNATIVE FUEL CARS - FIRST YEAR RATE	STANDARD RATE (12 months) PETROL/DIESEL CARS	ALTERNATIVE FUEL CARS
0	£0	£0	£190	£180
1-50	£10	£0	£190	£180
51-75	£30	£20	£190	£180
76-90	£135	£125	£190	£180
91-100	£175	£165	£190	£180
101-110	£195	£185	£190	£180
111-130	£220	£210	£190	£180
131-150	£270	£260	£190	£180
151-170	£680	£670	£190	£180
171-190	£1,095	£1,085	£190	£180
191-225	£1,650	£1,640	£190	£180
226-255	£2,340	£2,330	£190	£180
Over 255	£2,745	£2,735	£190	£180

First-year rate is paid when first registering a vehicle and is for the first 12 months Vehicle Excise Duty. After the first 12 months, the standard rate applicable at that time is payable. Vehicles with a list price >£40k will be subject to a premium of £410 over the Standard Rate for 5 years from the start of the second licence.



# MAZDA SERVICES



## MAZDA FINANCIAL SERVICES

Mazda Financial Services offers a variety of finance and insurance products to suit the needs of both private and business customers. With our wide range of plans and services, no-one is more committed to delivering complete motoring confidence and total peace of mind than Mazda and Mazda Financial Services.<sup>†</sup>



## MAZDA EXCESS RETURN VOUCHER

When you apply for Free Driveaway Insurance for your new Mazda, you'll also receive a free 1-year Excess Return voucher which pays back up to £250 of your insurance excess cost, regardless of who you're insured with, if you use our Call Mazda First service. If you have a Mazda Excess Return voucher and need to make an insurance claim, simply Call Mazda First before your insurer on 0800 015 0367.



## MAZDA INSURANCE

When you buy your new Mazda from a Mazda franchised dealer, we'll give you free comprehensive Driveaway Insurance so you can get on the road there and then. Upgrade to our annual cover and benefit from our Mazda Accident Repair Promise all year round. In the event of an accident, unlike most other insurers, we guarantee to repair your Mazda at a Mazda Approved Bodyshop using only Mazda Genuine Parts. This helps to protect your Mazda's safety rating, resale value and manufacturer warranty. Plus, you'll also get windscreen damage cover, EU cover and a complimentary courtesy car. We'll even pay your cancellation fee if you're insured elsewhere\*. Eligibility criteria, terms and conditions apply.

Ask your dealer or call Mazda Insurance on 0330 102 7995.

Get a quote online at [www.mazdacarinsurance.co.uk](http://www.mazdacarinsurance.co.uk)

Mazda Insurance is arranged and administered by Verex Insurance Services Ltd which arranges policies from a panel of insurers.

\*Offer not available online. Offer conditions apply.



## FREE MAZDA ACCIDENT AFTERCARE

In the event of an accident, Call Mazda First 0800 015 0367 before your insurer for free 24-hour Accident AfterCare and to redeem your £250 Excess Return voucher. Our dedicated case handlers will liaise with your insurer and arrange Mazda Genuine Parts and repairs at a Mazda Approved Bodyshop, keeping your Mazda 100% Mazda and maintaining your Mazda warranties. We'll also provide accident recovery if your Mazda isn't driveable and a free courtesy car during the repair. Terms and conditions apply.

Save 0800 015 0367 to your mobile phone.

### TAX FREE – DIPLOMATIC AND MILITARY SALES

For further information contact your Mazda dealer or contact Mazda on 03457 48 48 48.

### MOTABILITY

For all Motability enquiries please contact your Mazda dealer or contact Mazda on 03457 48 48 48.

# STAY IN TOUCH WITH MAZDA CX-30

Visit our website and use the Configurator to create your perfect version of the Mazda CX-30.



**BUILD YOUR MAZDA CX-30**

Or get answers to all your questions by requesting more information here.



FIND A DEALER



REQUEST A TEST DRIVE



REQUEST A QUOTE



FOLLOW US ON



# CRAFTED IN JAPAN

## SEPTEMBER 2024

Mazda Motors UK reserves the right to introduce changes in specification and equipment due to its ongoing product development. Prices are subject to change without prior notice. Colour and trim samples shown in this digital brochure may vary from the actual colours because of the variations of resolutions and colours found in various screen displays, and if printed, limitations within the printing process. Models shown may not be to UK specification. It is recommended that you consult your Mazda dealer when referring to these. Apple CarPlay®, Android Auto™ and Bose are registered trademarks in the U.S. and other countries. Used with permission. Amazon, Alexa, and other related marks are trademarks of Amazon.com, Inc. or its affiliates. The Bluetooth® word mark and logos are owned by the Bluetooth SIG, Inc. and any use of such marks by Mazda Motor Company is under licence. Other trademarks and trade names are those of their respective owners.