



TOYOTA YARIS CROSS



Welcome to a world where every step counts.

Welcome to a world where every step counts. When our founder Kiichiro Toyoda ran to assist customers himself, he set in motion an exhilarating story. Of revolutionising car production. Of making mobility accessible to all. Of never resting and of going beyond expectations.

LET'S GO BEYOND



EVERY CAN DO COUNTS

The compact crossover with big ambitions, Yaris Cross reimagines the attitude and commanding views of an SUV on a city-friendly scale. With bold exterior design, this nimble performer is spacious and versatile on the inside. Driven by advanced Hybrid engines and unstoppable all-wheel drive, enjoy the confidence to go wherever life takes you.



STAR IN EVERY SCENE

Purposefully proportioned, with a strong, sculptural design, Yaris Cross doesn't go unnoticed. New Premiere Edition takes things to the next level, combining a high-impact Urban Khaki bi-tone with 18" alloy wheels. Created to be smarter in the city, Yaris Cross was born for life on busy urban streets. With compact dimensions and increased ground clearance, it's a breeze to drive, anytime, anywhere.

MAKE A STATEMENT

Progressively styled, Yaris Cross has a distinctive, confident design language. Bold, defined feature lines and clean surfaces create an unmistakably premium feel.





BRING THE ENERGY

Yaris Cross has the Hybrid power to do it all. Self-charging and fuel efficient, its advanced powertrains seamlessly blend petrol and electric drive. The result is responsive acceleration whenever you need it – and a smile on your face. Hybrid 116 is smooth and stress-free, for easy city driving. Hybrid 130 is a sparkling performer, perfect for active, sporty driving.

HYBRID 116
Power **116 hp**
Fuel Economy **55.4-62.8 mpg**
CO₂ emissions* **101-115 g/km**
Acceleration **0-62 mph 11.2 secs**

HYBRID 130
Power **130 hp**
Fuel Economy **55.4-58.9 mpg**
CO₂ emissions* **109-116 g/km**
Acceleration **0-62 mph 10.7 secs**
Available on **Premiere Edition and GR SPORT**

* Combined cycle. Tentative values, pending homologation.

POWER WITHOUT COMPROMISE

Alert and responsive, the Hybrid 130 engine brings the energy. Sporty and dynamic on city streets and the open highway.



IN CONTROL

Because you never know what's around the corner, Yaris Cross has the all-weather security of an authentic SUV. AWD-i, all-wheel drive, with an additional electric motor on the rear axle, gives supreme grip and traction. The system works unseen to keep you safe and secure. What's more, because it automatically switches between two driven wheels and four, Yaris Cross returns great efficiency, particularly in the driving mode.

ALL-WHEEL-DRIVE SECURITY

The AWD-i mode switch features Snow and Trail modes, to keep you moving when conditions get tricky. It minimises tyre slip for safe progress in all weathers.





COOL AND COMFORTABLE

Relax into the roomy cabin with its elevated, SUV-inspired seating position. Premium throughout, high-quality, tactile materials combine with contemporary design to create an uplifting interior full of light and space. Bringing the outside in, Urban Khaki cabin trim and seat stitching reflect the car's purposeful character. With mood-lifting ambient lighting setting the tone day or night, this is a car for every occasion.

VIEWS WITHOUT LIMITS

Natural light streams in through the sophisticated panoramic roof, creating a bright and airy ambience*.

* Grade specific, see grade pages for more information.





A SPACE WITHOUT LIMITS

With the space to pursue your passions, Yaris Cross has all the answers. Clever packaging maximises interior space and practicality, with a roomy cabin and plenty of luggage capacity. Yaris Cross is convenient too, with a twin-level 60:40* split cargo deck board and a kick-activated power back door*, for hands-free access. Fold all the rear seats for 1097 litres of capacity or split and fold them individually, giving you the flexibility to carry it all, from bags to bikes.

LEAVE NOTHING BEHIND

Boot volume can be increased using the 40:20:40 folding rear seat system. It provides additional space and adaptability – invaluable when some things are impossible to leave behind.

* Grade specific, see grade pages for more information.





ALWAYS CONNECTED

Yaris Cross is comprehensively connected. With its high-definition display and zero-lag responses, the 10.5" multimedia touchscreen* takes centre stage. Powered by Toyota Smart Connect with touch and voice control, it uses live Over-The-Air updates to ensure you're always upgraded with the latest software – calls, navigation and media streaming have never been easier. Yaris Cross is supremely comfortable too, with heated seats, a heated steering wheel and air conditioning with purifying nanoe™ X technology*.

ONE STEP AHEAD

Quickly locate nearby fuel or parking with Toyota Smart Connect. Featuring connected cloud navigation with live traffic events, it's always working to save you time and energy.

* Grade specific, see grade pages for more information.



CONFIDENTLY IN CONTROL

Created to help keep your eyes on the road, the digital cabin shows key information at a glance, for stress-free driving confidence. The innovative 12.3" Combimeter* puts driving data within your eyeline, minimising the adjustment your eyes must make as they switch focus from the display to the road ahead. The Head Up Display[§] takes this idea to the next level, superimposing information such as vehicle speed on your view of the road ahead.

THRILLING JBL® AUDIO

With its bright, balanced sound, the eight-speaker JBL® sound system[§] ensures a rich, high-definition audio experience.


* Grade specific, see grade pages for more information.
§ Available on Premiere Edition only.





MyToyota app IN CONTROL FROM YOUR PHONE

Connectivity doesn't stop when you leave the car. The MyToyota app is a powerful tool on the move. Secure your car from afar, locking the doors and closing the windows with Remote Control. Use Remote Start to prepare the Hybrid system and cool or warm the cabin ahead of a journey. And with Car Finder you can see the car's location on a map, making it easy to find.





WITH YOU FOR A SAFER JOURNEY

Safety functions include the latest generation of Toyota Safety Sense as well as the possibility to update its features Over-The-Air.

PRE-COLLISION SYSTEM WITH INTERSECTION COLLISION AVOIDANCE SUPPORT

The Pre-Collision System can detect and help you avoid collisions with other vehicles, pedestrians, cyclists and motorbikes. It works by alerting the driver with audio and visual warnings and brake assistance.

ACCELERATION SUPPRESSION AT LOW SPEED

While driving at low speed, if the accelerator is pressed hard in front of obstacles such as another car, cyclist or pedestrian, the system will restrict sharp acceleration to minimise the risk of a collision.

PROACTIVE DRIVING ASSIST – DECELERATION ASSIST

This system supports smooth deceleration when the accelerator pedal is released, when approaching a preceding vehicle.

PROACTIVE DRIVING ASSIST – STEERING ASSIST

This function assists the driver in preventing deviation from the driving lane. The system detects the curve ahead and adjusts the steering assist force to facilitate adequate steering. It can also support improved straight-line driving stability.

EMERGENCY DRIVING STOP SYSTEM

If the system detects no driver input for some time, audible warnings will alert the driver. If no further inputs are detected, EDSS brings the vehicle to a gradual stop while keeping it safely in lane.



SMART SAFETY

Pre-Collision System scans the road ahead for other vehicles, pedestrians and cyclists, warning of potential collisions before they happen and braking automatically if required.



SAFER FOR EVERYONE

Active when you stop, this system monitors traffic approaching from behind. If opening a door would cause an accident, Safe Exit Assist sounds an alert and flashes the side mirror indicators.

TECHNOLOGY THAT PROTECTS

When every space in the city is yours for the taking, nothing stops you. Whether you're parallel parking outside your favourite store or reversing in a crowded supermarket parking bay, Toyota Advanced Park makes even the most challenging manoeuvres safe and convenient. With steering, acceleration and braking being operated automatically for you, the pressure of parking is a thing of the past. Added to the system's standard 360° Panoramic View Monitor, Blind Spot Monitor, Intelligent Clearance Sonar with Automatic Braking and Rear Cross Traffic Alert with Automatic Braking, makes city life feel safer, even in the tightest spots.

SAFE EXIT ASSIST

This system uses the Blind Spot Monitor radar to help prevent a collision between an occupant's opened door and a vehicle or cyclist approaching from behind. If there is a risk of a collision, indicators illuminate on the outer mirrors and multi-information display, the interior ambient lighting will turn red together and an audible buzzer will sound to alert occupants.

REAR SEAT REMINDER SYSTEM

This system alerts the driver if a passenger or object is left on the rear seat when leaving the car. The alerts will include: a warning in the cockpit meter and, subject to model, after locking the car, also hazard lamp and an audible buzzer will activate.

REAR CROSS TRAFFIC ALERT WITH AUTOMATIC BRAKING

When you're backing out of a parking space, this system will identify any vehicles approaching from the left or right, alert you to them and apply the brakes to help to avoid a collision.

INTELLIGENT CLEARANCE SONAR

Intelligent by name, intelligent by nature – this system warns the driver of obstacles in front of or behind the car and automatically brakes to help to avoid collision.

BLIND SPOT MONITOR

Our Blind Spot Monitor system alerts the driver to any vehicles they might not have seen in their side mirrors. This is particularly useful when overtaking.



Sleek, uncomplicated style and all the essential technology.

MAIN FEATURES

- 16" Alloy Wheels
- 7" Digital Combimeter
- 9" Toyota Touch 3 with Over the Air Updates
- Front Halogen Fog Lights
- Smart Entry
- Pre-collision System
- Emergency Steering Assist
- Reversing Camera
- Full Range Adaptive Cruise Control
- Automatic Air Conditioning

OPTIONS

- Essential Protection Pack
- SUV Pack
- Side Steps
- Sports Pack
- Detachable Towing Hitch w/ 13 pin





Premium design inside and out, plus the versatility for every adventure.

MAIN FEATURES

- 17" Machined-face Alloy Wheels
- 7" Digital Combimeter
- 10.5" HD Toyota Smart Connect with Cloud Navigation with Wireless Smartphone integration including Apple CarPlay & Android Auto™
- Privacy Glass
- Black Roof Rails
- LED Lights with automatic High Beam

OPTIONS

- Essential Protection Pack
- SUV Pack
- Side Steps
- Detachable Towing Hitch w/ 13 pin
- 17" Matt Black Alloy Wheels

Apple CarPlay is a trademark of Apple Inc.

DESIGN





Advanced connectivity meets high-impact design.

MAIN FEATURES

- 18" Machined-Face Alloys
- 12.3" Digital Combimeter
- 10.5" Toyota Smart Connect+ with smartphone integration
- Partial Leather Seats
- Heated Front Seats
- Kick Activated Power Back Door

OPTIONS

- Essential Protection Pack
- SUV Pack
- Side Steps
- Sports Pack
- Detachable Towing Hitch w/ 13 pin
- 18" Machined Black Alloy Wheels

EXCEL





Inspired by Toyota's motorsport success, GR SPORT brings attitude and an undeniable energy.

MAIN FEATURES

- 18" Machined-Face Alloy Wheels
- 12.3" Digital Combimeter
- 10.5" HD Toyota Smart Connect with Cloud Navigation and Wireless Smartphone integration including Apple CarPlay & Android Auto™
- Wireless charger
- Smart Entry and Push Start
- Ambient Lighting
- Bi-tone Paint
- GR SPORT Ultra Suede Seats

OPTIONS

- Side Steps
- Detachable Towing Hitch w/ 13 pin
- 18" Machined Black Alloy Wheels

GR SPORT





New Yaris Cross at its most ambitious, with head-turning style and the technology to impress.

MAIN FEATURES

- 18" Machined-Face Alloy Wheels
- 10.5" Toyota Smart Connect+ with Navigation
- Heads up Display
- Bi-tone Paint
- JBL® Speakers
- Kick Activated Power Back Door

OPTIONS

- Essential Protection Pack
- SUV Pack
- Side Steps
- Sports Pack
- Detachable Towing Hitch w/ 13 pin
- 18" Machined Black Alloy Wheels

PREMIERE EDITION



CONFIDENT COLOURS

With a comprehensive palette of paint colours to choose from, including bold primaries, light-catching metallics and cool new Urban Khaki, anything is possible. Express your creativity.



* Pearlescent paint. † Metallic paint.

Yaris Cross bi-tone choices.

209 Eclipse Black [‡]		202 Astral Black				
2PU Platinum White Pearl*	2SZ Scarlet Flare*	2VU Silver Metallic [†]	M20 Juniper Blue [†]	2TK Oxide Bronze [‡]	2VF Ash Grey [‡]	M21 Urban Khaki

Yaris Cross monotone choices.

209 Eclipse Black [‡]	1L0 Silver Metallic [†]	1G3 Decuma Grey [‡]	040 Pure White	8Y8 Juniper Blue [†]	089 Platinum White Pearl*	6X1 Oxide Bronze [‡]	3U5 Scarlet Flare*
--------------------------------	----------------------------------	------------------------------	----------------	-------------------------------	---------------------------	-------------------------------	--------------------




TAILORED FOR LIFE



- 1. Black fabric**
Standard on Icon
- 2. Black fabric with grey stitching**
Standard on Design
- 3. Taupe Fabric with Partial Synthetic Leather**
Standard on Excel
- 4. Black perforated Ultrasuede® seat with leatherlike bolsters and red stitching**
Standard on GR SPORT
- 5. Black with Urban Khaki accents and Synthetic Leather**
Standard on Premiere Edition





- 1. 16" Silver Alloy Wheels (10-spoke)
Standard on Icon
- 2. 17" Machined-Face Alloy Wheels (5-double-spoke)
Standard on Design
- 3. 18" Machined-Face Alloy Wheels (5-double-spoke)
Standard on Excel
- 4. 18" Machined-Face Alloy Wheels (15-spoke)
Standard on GR SPORT
- 5. 18" Dark Chrome & Machined-Face Alloy Wheels (10-spoke)
Standard on Premiere Edition

Accessory wheels

- 1. 17" Matt Black Alloy Wheels
Optional on Design Grade
- 2. 18" Machined Black Alloy Wheels
Optional on Excel, GR Sport and Premiere Edition





ACCESSORIES

Essential Protection Pack

- 1. Rubber Floor Mats
- 2. Rear Seat Protection
- 3. Boot Liner

SUV Pack

- 1. Rubber Floor Mats
- 2. Rear Seat Protection
- 3. Boot Liner
- 4. Side Steps



1

2

3

4

Sports Pack*

- 1. Rear Skirt Silver
- 2. Front Skirt Silver



* Not available on Design Grade.

Roof Accessories

- 1. Roof Box
- 2. Cross Bars
- 3. Bike Holder





SPECIFICATIONS

ENVIRONMENTAL PERFORMANCE	Hybrid Electric 1.5 Petrol Hybrid (116hp) Automatic Front Wheel Drive - FWD	Hybrid Electric 1.5 Petrol Hybrid (116hp) Automatic All Wheel Drive - AWD	Hybrid Electric 1.5 Petrol Hybrid (130hp) Automatic Front Wheel Drive - FWD	Hybrid Electric 1.5 Petrol Hybrid (130hp) Automatic All Wheel Drive - AWD
CO ₂ Combined WLTP (g/km)	101-117	115-117	109-113	115-118
Fuel Economy - Combined Max/Min WLTP (mpg)	56.5-63.0	55.4	58.9	55.4
Hydrocarbons, THC (mg/km)	16.1	9.8	10.6	9.9
Hydrocarbons, NMHC (mg/km)	13.5	8.3	8.9	8.2
Nitrogen Oxides, NOx (mg/km)	7	3.3	6.2	6.1
Sound Level Drive By (dB(A))	68.0	68.0	70.0	69.0
Euro Class	EURO 6 EA	EURO 6 EA	EURO 6 EA	EURO 6 EA
Fuel Grade - Recommended	95 or more (octane)	95 or more (octane)	95 or more (octane)	95 or more (octane)
Fuel Tank Capacity	36	36	36	36
Carbon Monoxide, CO (mg/km)	157.1	97.5	83.8	81.6

Figures are provided for comparative purposes; only compare fuel consumption and CO₂ figures with other cars tested to the same technical procedures. These figures may not reflect real life driving results. All models and grades are certified according to the World Harmonised Light Vehicle Test Procedure (WLTP), which replaces the New European Driving Cycle test procedure (NEDC). All CO₂ figures quoted are NEDC equivalent. All mpg figures quoted are WLTP figures.

ENGINE	Hybrid Electric 1.5 Petrol Hybrid (116hp) Automatic	Hybrid Electric 1.5 Petrol Hybrid (130hp) Automatic
Electric Rear Motor: Maximum Output (kW)	3.9	3.9
Electric Rear Motor: Maximum Torque (Nm)	52	52
Total Hybrid System Output (DIN hp)	116	130
Total Hybrid System Output (kW)	85	96
Engine Code	M15A-FXE	M15A-FXE
Displacement (cc)	1490	1490
Bore x Stroke (mm x mm)	80.5 x 97.6	80.5 x 97.6
Compression Ratio	14.0:1	14.0:1
Number Of Cylinders	3 cylinders, in line	3 cylinders, in line
Valve Mechanism	DOHC four-valve roller rocker IN: VVT-iE EX: VVT-i	DOHC four-valve roller rocker IN: VVT-iE EX: VVT-i
Fuel Injection System	Intake port (multi-point)	Intake port (multi-point)
Maximum Output (DIN hp)	116	130
Maximum Output (kW@rpm)	85	96
Maximum Torque (Nm@rpm)	120/3600-4800	120/3600-4800
Hybrid Vehicle Battery: Type	Lithium-ion	Lithium-ion
Hybrid Vehicle Battery: Capacity Ah (hr)	4.3	4.3
Electric Front Motor: Type	Permanent magnet synchronous motor	Permanent magnet synchronous motor
Electric Front Motor: Maximum Output (kW)	59	62
Electric Front Motor: Maximum Torque (Nm)	141	185

e-CVT = electronically controlled Continuously Variable Transmission



SPECIFICATIONS

	Hybrid Electric 1.5 Petrol Hybrid (116hp) Automatic	Hybrid Electric 1.5 Petrol Hybrid (130hp) Automatic
TRANSMISSION		
Transmission Type	Automatic	Automatic
Drive	FWD/AWD	FWD/AWD
PERFORMANCE		
Maximum Speed (mph)	105	105
Acceleration 0-62 (mph)	FWD 11.2*/11.8 [§] AWD	FWD 10.7*/11.3 [§] AWD
Drag Coefficient	FWD 0.35*/0.36 [§] AWD	FWD 0.35*/0.36 [§] AWD
* FWD. [§] AWD.		
SUSPENSION		
Suspension Front	MacPherson strut	MacPherson strut
Suspension Rear	Double wishbone/Torsion beam	Double wishbone/Torsion beam
BRAKES		
Brakes Front	Ventilated disc 1-cylinder	Ventilated disc 1-cylinder
Brakes Rear	Solid disc 1-cylinder	Solid disc 1-cylinder

	Hybrid Electric 1.5 Petrol Hybrid (116hp) Automatic	Hybrid Electric 1.5 Petrol Hybrid (130hp) Automatic
WEIGHTS & TOWING CAPACITY		
Gross Train Weight - Total (kg)	2440	2440
Kerb Weight/Unladen Weight (kg)	FWD 1190-1310 AWD	FWD 1230-1320 AWD
EXTERIOR DIMENSIONS	5 Door SUV	
Exterior Length (mm)	4172/4192*/4197 [§]	
Exterior Width (mm)	1765	
Exterior Height (mm)	1585*/1595	
Front Tread (mm)	1520	
Rear Tread (mm)	1519/1529 [°]	
Overhang Front (mm)	845/851 [§]	
Overhang Rear (mm)	767/786 [§] /787*	
Wheelbase (mm)	2560	

* GR SPORT. [§] Premiere Edition. [°] Icon and Design.

e-CVT = electronically controlled Continuously Variable Transmission



SPECIFICATIONS

INTERIOR DIMENSIONS 5 Door SUV

Number of Seats	5
Interior length (mm)	1840
Interior Width (mm)	1430
Interior Height (mm)	1205

LUGGAGE VOLUME 5 Door SUV

Luggage Capacity – Laden To Tonneau Cover (l)	266*/350
5 Seat Mode – Laden To Tonneau Cover (l)	320*/397
5 Seat Mode – Laden To Roof (l)	401*/460
2 Seat Mode – Laden To Roof (l)	1097

* AWD.

OFF ROAD 5 Door SUV

Minimum Running Ground Clearance (mm)	150*/160
Approach Angle (°)	20
Departure Angle (°)	35
Ramp Break-Over Angle (°)	19

* GR SPORT.

WHEELS

	Icon	Design	Excel	GR SPORT	Premiere Edition
Tyre Repair Kit (TRK)	●	●	●	●	●
16" Silver Alloy Wheels (10-spoke)	●	–	–	–	–
17" Machined-face Alloy Wheels (5-double-spoke)	–	●	–	–	–
18" Machined-face Alloy Wheels (15-spoke)	–	–	●	–	–
18" Machined-face Alloy Wheels (5-double-spoke)	–	–	–	●	–
18" Dark Chrome & Machined-face Alloy Wheels (10-spoke)	–	–	–	–	●



1520 mm

1765 mm

767/786/
787 mm

2560 mm

845/
851 mm

4172/4192/4197 mm

1585/1595 mm



1519/1529/1531 mm

1765 mm

● = Standard ○ = Optional – = Not available



EQUIPMENT

EXTERIOR STYLING	Icon	Design	Excel	GR SPORT	Premiere Edition
Black lower front grille	●	●	●	●	●
Black rear under-run	–	–	–	●	–
Black upper front grille	●	●	–	–	–
Black wheel arch moulding	●	●	●	●	●
Body-coloured front bumper	●	●	●	●	●
Body-coloured rear bumper	●	●	●	–	●
LED Front light guide	–	●	●	●	●
LED Rear lights with sequential indicators	–	●	●	●	●
Meshed upper front grille	–	–	●	–	●
Gloss black upper front grille	–	–	●	●	●
Front under-run	–	–	–	–	●
Rear under-run	–	–	–	–	●
Privacy Glass	–	●	●	●	●
Black rear bumper with diffuser	–	–	–	●	–
GR SPORT Meshed lower front grille	–	–	–	●	–
GR SPORT Meshed upper front grille	–	–	–	●	–

EXTERIOR COMFORT	Icon	Design	Excel	GR SPORT	Premiere Edition
Auto headlights	●	●	●	●	●
Auto wipers	●	●	●	●	●
Automatic headlight cut-off	●	●	●	●	●
Auto-retractable door mirrors	–	○	●	●	●
Manually retractable door mirrors	●	●	–	–	–

EXTERIOR COMFORT	Icon	Design	Excel	GR SPORT	Premiere Edition
Power-adjustable door mirrors	●	●	●	●	●
Electric heated door mirrors	●	●	●	●	●
Follow-me-home headlights	●	●	●	●	●
Headlight cut-off reminder	●	●	●	●	●
Kick-activated Power back door	–	–	●	–	●
Power tailgate	–	–	●	–	●
Remote boot door release in cabin	–	–	●	–	●
Remote boot door release on key	–	–	●	–	●
Remote door lock	●	●	●	●	●
Smart Entry & Push-button Start	●	●	●	●	●
Toyota Skyview® Panoramic roof	–	–	○	○	○

INTERIOR STYLING	Icon	Design	Excel	GR SPORT	Premiere Edition
3-spoke Leather steering wheel	●	●	●	–	●
GR SPORT Leather steering wheel	–	–	–	●	–
Grey roof lining	●	–	●	–	–
Electronic parking brake	●	●	●	●	●
Leather gear shift	●	●	●	●	●
GR SPORT Scuff plates	–	–	–	●	–
Gloss black surround on gear shift console	–	●	–	–	●
White ambient lighting on front doors	–	–	●	●	●
White ambient lighting in footwell	–	–	●	●	●
White ambient lighting in centre console	–	–	●	●	●

● = Standard ○ = Optional – = Not available



EQUIPMENT

INTERIOR COMFORT	Icon	Design	Excel	GR SPORT	Premiere Edition
Heated driver & passenger seats	–	–	●	●	●
12V power outlet – Boot	–	–	●	●	●
12V power outlet – Front	●	●	●	●	●
60:40 split-folding rear seats	●	–	–	–	–
40:20:40 split-folding 2nd row rear seats	–	●	●	●	●
7" multi-information screen	●	●	–	–	–
12.3" multi-information screen	–	–	●	●	●
Adaptive Cruise Control (ACC) switch on steering wheel	●	●	●	●	●
Adjustable Speed Limiter (ASL) switch on steering wheel	●	●	●	●	●
Anti-jam protection on power windows	●	●	●	●	●
Audio switches on steering wheel	●	●	●	●	●
Auto-dimming rear view mirror	–	–	●	●	●
Automatic air conditioning	●	●	–	–	–
Automatic High Beam (AHB) on/off switch	●	●	●	●	●
Child safety door lock	●	●	●	●	●
Digital speedometer (mph)	●	●	●	●	●
Digital tachometer	●	●	●	●	●
Dual-zone automatic air conditioning	–	–	●	●	●
Dynamic guide lines on Reversing Camera	–	–	●	○	●
Electric Power Steering (EPS)	●	●	●	●	●
Front sports seats	–	–	●	●	●
Gear Shift Indicator (GSI)	●	●	●	●	●
Heated steering wheel	–	–	●	–	●
Height-adjustable driver seat	●	●	●	●	●

INTERIOR COMFORT	Icon	Design	Excel	GR SPORT	Premiere Edition
Height-adjustable front passenger seat	●	●	●	●	●
Key reminder warning	●	●	●	●	●
Lane Departure Alert (LDA) switch on steering wheel	●	●	●	●	●
LED Centre room light	●	●	●	●	●
Light on driver sun visor	–	–	●	●	●
Light on passenger sun visor	–	–	●	●	●
Manual telescopic steering wheel	●	●	●	●	●
Manual tilt steering wheel	●	●	●	●	●
Mirror on driver sun visor	●	●	●	●	●
Mirror on passenger sun visor	●	●	●	●	●
Noise reduction layer on windscreen	●	●	●	●	●
Pollen air filter	●	●	●	●	●
Power door lock	●	●	●	●	●
Power passenger window lock	●	●	●	●	●
Power-adjustable lumbar support on driver seat	–	●	●	●	●
Push-button start	●	●	●	●	●
Speed Limiter switch on steering wheel	●	●	●	●	●
Telephone switches on steering wheel	●	●	●	●	●
Voice recognition switch on steering wheel	●	●	●	●	●
Wireless mobile phone charger	–	–	●	●	●
10" coloured Head Up Display (HUD)	–	–	–	–	●
Remote air conditioning system	●	●	●	●	●
AWD-i switch	–	–	●*	–	● [§]
Nanoe™ X air purifier	–	–	●	●	●

● = Standard ○ = Optional – = Not available



EQUIPMENT

STORAGE	Icon	Design	Excel	GR SPORT	Premiere Edition
Boot underfloor storage	●	●	●	●	●
Driver & passenger seatback pockets	–	–	●	●	●
Front console box	●	●	●	●	●
Front door pockets	●	●	●	●	●
Rear door pockets	●	●	●	●	●
Single compartment glovebox	●	●	●	●	●
Soft tonneau cover	●	●	●	●	●
Front cup holders (2)	●	●	●	●	●
Rear cup holders	–	●	●	●	●
40:60 split deckboard	–	●	●*	●	● [§]

* Not available on Excel All Wheel Drive - AWD 5 Door SUV 1.5 Petrol Hybrid (116hp) Automatic.

§ Not available on Premiere Edition All Wheel Drive - AWD 5 Door SUV 1.5 Petrol Hybrid (130hp) Automatic.

MULTIMEDIA	Icon	Design	Excel	GR SPORT	Premiere Edition
6 speakers	●	●	●	●	–
8 speakers	–	–	–	–	●
Bluetooth® Connectivity	●	●	●	●	●
Digital Audio Broadcast (DAB)	●	●	●	●	●
JBL® Premium Sound System	–	–	–	–	●
MyT Connected Services	●	●	●	●	●
Wireless Smartphone integration incl Apple CarPlay and Android Auto™	●	●	●	●	●
9" Toyota Touch® 3 multimedia system with Smartphone integration incl Apple CarPlay & Android Auto™	●	–	–	–	–
10.5" Toyota Smart Connect+ with Navi multimedia system with wireless Smartphone integration incl Apple CarPlay and Android Auto™	–	–	●	●	●

MULTIMEDIA	Icon	Design	Excel	GR SPORT	Premiere Edition
10.5" Toyota Smart Connect with Smartphone integration incl Apple CarPlay & Android Auto™	–	●	–	–	–
Front USB Type-C connector	●	●	●	●	●
Front USB-C device charger	●	●	●	●	●

SAFETY	Icon	Design	Excel	GR SPORT	Premiere Edition
LED Projector headlights	–	●	●	●	●
Anti-lock Braking System (ABS) with Electronic Brake force Distribution (EBD)	●	●	●	●	●
Automatic High Beam (AHB)	●	●	●	●	●
Brake Assist (BA)	●	●	●	●	●
Downhill Assist Control (DAC)	–	–	●*	–	● [§]
Driver Attention Alert	●	●	●	●	●
eCall emergency call system	●	●	●	●	●
Emergency Brake-light Signal (EBS)	●	●	●	●	●
Full-range Adaptive Cruise Control	●	●	●	●	●
Hill-start Assist Control (HAC)	●	●	●	●	●
Immobiliser	●	●	●	●	●
Indicators integrated on door mirrors	●	●	●	●	●
Intrusion Alarm	●	●	●	●	●
Lane Trace Assist (LTA)	●	●	●	●	●
LED Front fog lights	●	●	●	●	●
LED High mounted stop light	●	●	●	●	●
Pre-Collision System with Pedestrian and Cyclist Detection	●	●	●	●	●
Projector halogen headlights	●	–	–	–	–

* Not available on Excel Front Wheel Drive - FWD 5 Door SUV 1.5 Petrol Hybrid (116hp) Automatic.

§ Not available on Premiere Edition Front Wheel Drive - FWD 5 Door SUV 1.5 Petrol Hybrid (130hp) Automatic.

● = Standard ○ = Optional – = Not available



EQUIPMENT

SAFETY	Icon	Design	Excel	GR SPORT	Premiere Edition
Reversing Camera	●	●	●	●	●
Road Sign Assist (RSA)	●	●	●	●	●
Traction Control (TRC)	●	●	●	●	●
Tyre Pressure Warning System (TPWS)	●	●	●	●	●
Emergency Steering Assist	●	●	●	●	●
Intelligent Adaptive Cruise Control (iACC)	●	●	●	●	●
Intersection Turn Assist	●	●	●	●	●
LED Rear lights with sequential indicators	–	●	●	●	●
Steering-assisted Vehicle Stability Control (S-VSC)	●	●	●	●	●
LED Indicators	–	●	●	●	●
Emergency Driving Stop System	●	●	●	●	●
Adjustable speed limiter	●	●	●	●	●
Driver & front passenger Whiplash Injury Lessening (WIL) seats	●	●	●	●	●
Front seat belt reminder	●	●	●	●	●
ISOFIX child restraint system	●	●	●	●	●
Passenger airbag on/off-switch	●	●	●	●	●
Rear seat belt reminder	●	●	●	●	●
Driver & passenger central airbag	●	●	●	●	●
Driver & passenger front airbag	●	●	●	●	●
Driver & passenger side airbag	●	●	●	●	●
Rear passenger side airbag	●	●	●	●	●

PERFORMANCE, TRANSPORT & PROTECTION	Icon	Design	Excel	GR SPORT	Premiere Edition
Black roof rails	–	●	●	●	●
Pre-wiring for towing hook	●	●	●	●	●
Black protection moulding on side doors	●	●	●	●	●
Drive mode selector	●	●	●	●	●
Rear spoiler	●	●	●	●	●
4x4 – Rear Limited Slip Differential (LSD) Lock	–	–	●*	–	● [‡]
Yaris Cross Floor mats	●	●	●	–	●
GR SPORT Floor mats	–	–	–	●	–

* Not available on Excel Front Wheel Drive - FWD 5 Door SUV 1.5 Petrol Hybrid (116hp) Automatic.

‡ Not available on Premiere Edition Front Wheel Drive - FWD 5 Door SUV 1.5 Petrol Hybrid (130hp) Automatic.

PACKS	Icon	Design	Excel	GR SPORT	Premiere Edition
Advanced Safety Pack	–	–	●	○	●
Panoramic Roof	–	–	○	○	○
Safety Pack	–	○	–	–	–

● = Standard ○ = Optional – = Not available



OWNING YOUR YARIS CROSS

Servicing your Toyota

Toyota Service Pricing means you will be sure to know the cost of your service up front. Expertly trained technicians using only genuine Toyota parts will carry out your service at one of over 200 Authorised Toyota Service Centres. The technicians will advise you on the correct service for your vehicle based on the vehicle's age, mileage and service history.

For more information visit [toyota.co.uk/owners/servicing-and-aftercare/service-mot-maintenance](https://www.toyota.co.uk/owners/servicing-and-aftercare/service-mot-maintenance)

Service Plans

Inflation-proof pricing with a monthly or one-off payment plan means one less thing to worry about. With Toyota Service Plans the price you're quoted is guaranteed for the duration of your plan. The service, parts and labour are all paid for either in monthly instalments or as a one-off payment at the beginning of your plan.

For more information visit [toyota.co.uk/owners/servicing-and-aftercare/service-mot-maintenance](https://www.toyota.co.uk/owners/servicing-and-aftercare/service-mot-maintenance)

Toyota Price Repairs

We offer transparent prices on a number of repair items for your Toyota giving you peace of mind when it comes to managing costs. Also don't forget we only use genuine Toyota parts, all of which come with at least 12 months' warranty (some even offer unlimited mileage warranties); and your vehicle will always be dealt with by a trained Toyota technician.

For more information visit [toyota.co.uk/owners/parts-accessories/parts](https://www.toyota.co.uk/owners/parts-accessories/parts)

MyToyota

Whether you're a long-term owner or have recently taken delivery of a new Toyota, there are lots of reasons to join **MyToyota**. Packed with time-saving and convenient features, **MyToyota** ensures everything you need to manage your vehicle ownership is in one place. You'll also gain access to **My Rewards** where you can enjoy great offers and discounts from big brands on everything from family days out to pampering as well as everyday deals.

For more information visit [toyota.co.uk/mytoyota](https://www.toyota.co.uk/mytoyota) or download the **MyToyota** app now available on iTunes and Android.



Toyota Accessories

Toyota accessories are designed and manufactured with the same care, quality and attention to detail as Toyota vehicles. Tailor-made for your Toyota, they fit perfectly and add a personal touch of style, comfort and practicality. Also, because they've been tested under the most severe conditions, you can have complete confidence in their reliability and durability.

For more information visit [toyota.co.uk/owners/parts-accessories/parts](https://www.toyota.co.uk/owners/parts-accessories/parts)

Toyota Roadside Assistance

When you buy a new Toyota you will automatically receive 12 months' Roadside Assistance in the UK and Europe, free of charge. After the first year you can renew this cover at £76 for 12 months or £135 for 24 months by calling 0344 701 6201 or visiting [toyota.co.uk/roadside-assistance/](https://www.toyota.co.uk/roadside-assistance/)

Get up to 10 years/100,000 miles Toyota Warranty*

Every new Toyota comes with a 3 year manufacturer warranty followed by a 12 months / 10,000 miles additional warranty, with every qualifying service.

For more information visit <https://www.toyota.co.uk/owners/toyota-warranty>

Corrosion Cover

The 12-year unlimited mileage cover protects against rust perforation affecting sheet metal body panels as a result of a manufacturing fault. This warranty can also be transferred to any future owner throughout the 12-year period.

Rust and Paint Cover

The 3-year unlimited mileage cover protects against defects and surface rust as a result of a manufacturing fault.

Toyota Business Centre

Our Toyota Business Centre network promise you same-day access to a business manager or dedicated sales executive. With business offers and interactive wholelife cost modelling tools which consider emissions, fuel economy, servicing, insurance and residual value data, our advisers can accurately compare tax costs against any competitor. Whenever servicing is due, we can offer fixed-price servicing, free local vehicle collection and delivery (with wash and vac).

Special offers, fixed-price fleet servicing, specialist fleet insurance, business daily hire, Toyota Fleet Financial Services, extended test drives and a dedicated Business Centre Network are just some of the services business customers can expect from Toyota.

For more information visit [toyota.co.uk/business-customers](https://www.toyota.co.uk/business-customers)

Toyota Motor Insurance

Toyota Motor Insurance is available for Toyota owners at competitive premiums. To obtain details of the benefits included and to arrange a quotation, please contact your local Toyota Centre or call 0800 350 500.

Flexible Finance from Toyota Financial Services

All our plans offer easy budgeting and peace of mind, and **AccessToyota** brings these benefits together in one flexible package.

Toyota Financial Services, Great Burgh, Burgh Heath, Epsom, Surrey, KT18 5UZ.

Finance subject to status to over 18s only. Indemnities may be required. Terms and conditions apply.

TFS is authorised and regulated by the Financial Conduct Authority.



* Terms and conditions apply. For full details, please ask your official ToyotaCentre or visit <https://www.toyota.co.uk/owners/toyota-warranty>



TOYOTA 2050 ENVIRONMENTAL CHALLENGE & LIFECYCLE POLICY

Announced in 2015, our global Environmental Challenge 2050 comprises of six challenges. They cover every aspect of our business, our exploration of new products and technologies, and our role as an enabler for individuals and communities to learn about and improve the natural world around them.

For more information regarding Toyota Environmental Challenge please visit: toyota.co.uk/world-of-toyota/environment/environmental-challenge-2050 or contact your local Toyota dealer.

CO₂ 0 CHALLENGE 1 NEW VEHICLE – ZERO CO₂ EMISSIONS

By 2050, we want to reduce the CO₂ emissions from our vehicles by 90% compared to our 2010 levels. To achieve this, we will promote the development of new vehicles with low or zero carbon emissions, and do everything we can to increase the uptake of these vehicles.

CO₂ 0 CHALLENGE 3 PLANT – ZERO CO₂ EMISSIONS

To reduce carbon emissions at our manufacturing plants, we are focusing on improving the technologies we use and switching to alternative power sources. We are committed to making our facilities more energy-efficient and adopting renewable energy sources such as solar and wind, as well as low-carbon power such as hydrogen energy.

CHALLENGE 5 ESTABLISHING A RECYCLING-BASED SOCIETY AND SYSTEMS

We've been working on the challenge of resource recycling for 40 years, with the result that 95% of every Toyota Yaris Cross is now reusable and recoverable. In addition, we offer new and innovative ways of returning your vehicle when it eventually reaches 'the end of the road'.

CO₂ 0 CHALLENGE 2 LIFE CYCLE – ZERO CO₂ EMISSIONS


We are working to create more environmentally friendly designs – and then analysing and refining them to ensure the lowest possible environmental impact throughout the vehicle's entire life cycle*.

CHALLENGE 4 MINIMISING AND OPTIMISING WATER USAGE

To minimise water usage, we have started to collect rainwater at our manufacturing plants. We have also developed purification methods so that the water we do use can either be used again or returned safely into the local supply.

CHALLENGE 6 ESTABLISHING A FUTURE SOCIETY IN HARMONY WITH NATURE

To preserve and enhance our co-existence with the natural world, we are organising reforestation and tree planting, green urban schemes and other environmental initiatives, both at our own sites and in the wider world. Our aim is to establish a society where people and nature coexist in harmony.



* Toyota's LCA methodology, which is applied to our passenger vehicles, was reviewed and approved by TÜV Rheinland and has been certified to comply with ISO14040/14044 standards.





INSPIRING THE WORLD TO MOVE

Over 85 years of innovation have brought us our greatest mission yet: giving the freedom of movement to humankind. That's why Toyota is the Worldwide Official Mobility Partner of the International Olympic Committee and the International Paralympic Committee and proud partner of Team GB and Paralympics GB.

Toyota is also the Official Mobility Partner of Special Olympics Great Britain. We proudly support inclusive sport and the charity's mission to create more sporting opportunities for people with intellectual disabilities across England, Scotland and Wales.

We are committed to making movement better for everyone, whether that be across a country, a city or across a room, because when you are free to move, anything is possible.

START YOUR
IMPOSSIBLE





TOYOTA YARIS CROSS

EVERY CAN DO COUNTS

WWW.TOYOTA.CO.UK

While every effort is made to reproduce accurate information, we reserve the right to change specifications, equipment and availability without prior notice. This brochure cannot be regarded as infallible (some of the vehicles shown may not be to exact UK specification), and as such does not constitute an offer for sale of any particular vehicle or specification. For the latest specification and availability, we ask that you contact your local Toyota Centre. Vehicle body colours may differ slightly from the printed images in this brochure.

Figures are provided for comparability purposes; only compare fuel consumption and CO₂ figures tested to the same technical procedures. These figures may not reflect real life driving results. All vehicles are certified according to the World Harmonised Light Vehicle Test Procedure (WLTP). Please visit the Vehicle Certification Agency website for the latest information. Choice of accessories fitted (pre-registration) may affect the official CO₂ figures, car tax and 'on the road' price. These dates may change, please visit www.vehicle-certification-agency.gov.uk/fcb/wltp.asp for the latest information. Please contact your local Toyota Centre for further information.

The use of the term 'Toyota Accessories' should not be taken to imply that the products on the accessory pages are actually manufactured by the Toyota Motor Corporation or Toyota (GB) PLC. Toyota (GB) PLC is continually updating and changing specifications of accessories and reserves the right to do so at any time without prior notice.

© 2024 by Toyota Motor Europe NV/SA ('TME'). No part of this publication may in any way be reproduced without the prior written approval of Toyota (GB) PLC.



Toyota UK



@ToyotaUK

July 2024 (Model Year 2024)