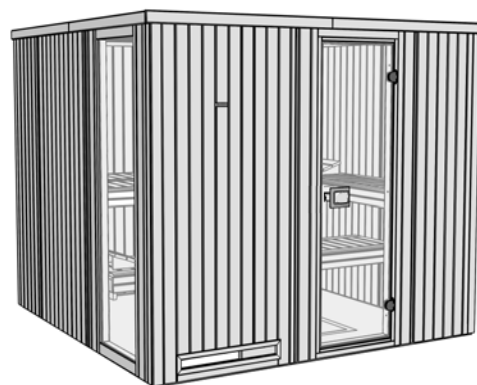


2525W0



2525W1

Wir danken für den Kauf von Produkten unserer Firma.

Die Anschaffung der Erzeugnisse aus unserem Betrieb in Borzechowo war eine richtige Wahl. Wir gratulieren und bedanken uns für das uns erwiesene Vertrauen. Produkte mit dem Logo von MEGIW werden nach neusten Technologien verbunden mit Tradition hergestellt. Die Anwendung von qualitativ hochwertigen Stoffen erlaubt eine langjährige, zuverlässige Nutzung.

Dieses Dokument enthält:

- Garantiebedingungen,
- Montageanleitung für das Produkt.

Garantiebedingungen:

Der Garant sichert dem Käufer eine hohe Qualität der Produkte zu, unter der Bedingung, dass sie richtig nach dieser Anleitung montiert und genutzt werden und die nachstehend beschriebenen Nutzungsregeln eingehalten werden.

1. Eine sehr wichtige Frage bei der Montage des Produktes ist eine gute Vorbereitung des Grundes - durch Nivellieren . Bei falscher Nivellierung des Grundes können folgende Folgen auftreten:

- falsch schließende Türen,
- Lichtspalte zwischen den Brettern,
- Verkrümmung des Fensters oder der Tür.

2. Da es die von uns verkauften Produkte meistens in roher / natürlicher Form gibt, wird durch den Hersteller empfohlen, die Produkte mit allgemein nutzbaren dafür vorgesehenen Mitteln zu imprägnieren.

3. Ansprüche des Kunden aus der Garantie werden ausschließlich auf der Grundlage der Originalrechnung mit Kaufdatum sowie der Originaletikette des Produktes mit deutlichem Herstellungsdatum anerkannt. Es werden Reklamationen bearbeitet, wo der Mangel direkt zum Zeitpunkt der Entstehung gemeldet wird.

4. Darüber, ob die Reklamation zur Bearbeitung angenommen wird oder für unbegründet gehalten wird, informiert der Hersteller oder der Verkäufer den Kunden in einer Frist von:

- vierzehn Tagen nach dem Eingang der Reklamationsmeldung,
- bei Feststellung einer unbegründeter Reklamation kommt der Kunde für sie auf,
- wenn ein Mangel, der Gegenstand der Reklamationsmeldung darstellt, behebbbar ist, wird die Garantieleistung durch Garantiereparatur realisiert.
- Termin der Behebung des Reklamationsmangels beträgt 21 Tage nach dem Eingang der Meldung.

Die Garantie des Herstellers umfasst keine:

- Beschädigungen, die aus Zufallsereignissen oder anderen Umständen resultieren, die der Hersteller nicht zu vertreten hat.
- Beschädigungen, die bei den durch den Kunden mit Hilfe von Werkzeugen und Elementen, die durch den Hersteller nicht genannt werden, selbstvorgenommenen Änderungen entstanden sind.
- Beschädigungen, die wegen der Nichtbeachtung der durch den Hersteller empfohlenen Regeln für die Nutzung, Konservierung und Lagerung entstanden sind.
- Mängel und Beschädigungen (die dem Käufer bei der Abnahme des Produktes bekannt waren), aufgrund deren der Preis reduziert wurde.
- durch den Hersteller im Prototyp vorgesehenen Unterschiede in Profilen, Farbtönen, die aus den entworfenen dekorativen und ästhetischen Merkmalen des Erzeugnisses sowie aus den für die Stoffe, aus den die Gartenhäuser hergestellt wurden, typischen Merkmalen, resultieren.
- Beschädigungen, welche durch natürlichen Verschleiß entstehen.
- Hersteller behält sich auch das Recht vor, die Forschung und technische Änderungen der Ware. Daher kann leichte Mehrdeutigkeit bei der Beschreibung in der Anweisung vorkommen. Solche Fehler sind kein Reklamationsgrund.

Im Falle von Problemen, wenden Sie sich bitte direkt an uns oder Anbieter. Wir werden Ihnen Gerne zur Verfügung stehen und behilflich sein.

Darüber hinaus werden keine gesunden Astansätze sowie natürlichen Mikrorisse des Holzes für Mängel gehalten, die während der Nutzung des Holzes entstehen, durch wechselbare Wetterverhältnissen, bei denen der Produkt genutzt wird, hervorgerufen werden, und die aus natürlichen physikalischen Eigenschaften des Holzes resultieren.

Die entstandenen Risse haben keinen Einfluss auf die Nutzungseigenschaften sowie Lebensdauer des Produktes.

Detailliert Informationen finden Sie auf der Internetseite des Herstellers - www.megiw.pl

Vorbereitung des Wandelementes zur Montage der Multifunktions – Steuerung

Zur Montage der Bedieneinheit muss die Öffnungshöhe im Wandelement 10 cm betragen. Dazu schieben Sie das bewegliche Profilbrett und die Kunststoffrohre nach oben heraus und kürzen Brett und Rohre entsprechend.

ACHTUNG: Dies ist unbedingt VOR dem Aufstellen des Wandelementes durchzuführen!

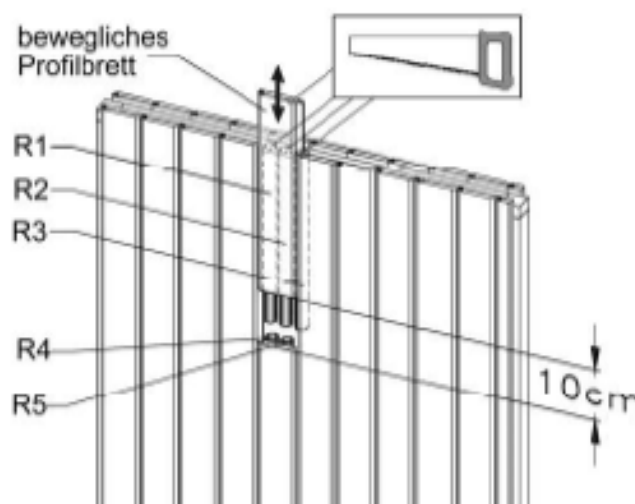
R1-R5: Diese dienen als Montagerohre für die Elektrokabel der Netzzuleitung, der Saunalampe und des Saunaofens, ausgehend vom Steuergerät.

R1 + R4: für Leitung vom Modul Ofensteuerung zum Saunaofen

R2 : für Leitung vom Modul Ofensteuerung zur Bedieneinheit

R3 : Reserve

R5 : Reserve



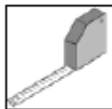
Werkzeug

Folgendes Werkzeug sollten Sie vor Beginn der Montage zurecht gelegt haben.

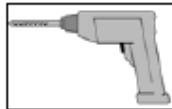
Wasserwaage



Rollmaß



Bohrmaschine



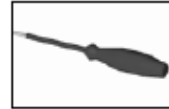
Elektroschrauber




Hammer



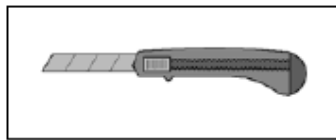
Schraubendreher



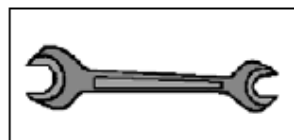
Feinsäge / Handkreissäge



Universalmesser



Schraubenschlüssel




Inbusschlüssel



Abkürzungen / Symbole:

Abb.	-	Abbildung
cm	-	Zentimeter
mm	-	Millimeter
ca.	-	circa



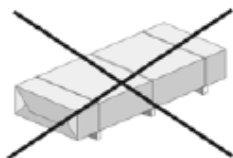
- Zuluftöffnung



- Abluftöffnung

VARIA

Aufbauvarianten



Nicht im Lieferumfang enthalten!

You have made the right choice purchasing products from our company in Borzechowo.

We congratulate and thank you for putting your trust in us. Products with the MEGIW logo are made in accordance with the newest technology combined with tradition. The use of high-quality materials allows for many years of reliable operation.

This document contains:

- conditions of guarantee,
- product assembly instructions.

Conditions of guarantee:

The guarantor shall provide the purchaser high-quality products, provided the product has been properly assembled and used in accordance with the following instructions and the terms of use described below are respected.

1. An extremely important issue in the assembly of this product is correct surface preparation. This is done by levelling the surface.

In the event of improper levelling, the following could occur:

- the doors not fully closing,
- the formation of spaces between boards,
- distortion of windows or doors.

2. Given the fact that the products sold by us are frequently in the form of raw/natural materials, the manufacturer recommends impregnation using substances which are widely-available.

3. Any customer claims under this guarantee will be considered only on the basis of the original bill of sale which shows date of purchase and the original product label which clearly shows date of production.

Complaints will be handled when the defect is reported as soon as it arises.

4. The customer will inform the purchaser on whether the complaint is accepted or if the complaint is deemed unjustified within the following time periods:

- fourteen days from the date the complaint was filed,
- in the case of unjustified complaints, the purchaser covers the costs,
- when the defect is removable, the guarantee will be carried out as repairs,
- the time period to remove the defect is 21 days from when the complaint was filed.

The guarantee does not cover:

- Damage resulting from fortuitous events or other circumstances beyond the control of the manufacturer.
- Damage resulting from alterations made by the purchaser themselves using tools and other elements which are not indicated by the manufacturer.
- Damage caused by not complying with the rules recommended by the manufacturer regarding product use, maintenance and storage.
- Defects and damage, (which the customer was familiar with when they received the product) because of which the price was reduced.
- Intended differences made by the manufacturer in profiles and colour shades resulting from designed artistic and aesthetic characteristics of the product and features characteristic of raw materials from which furniture is made.
- Damage caused by natural wear and tear.

Furthermore - the following are not considered product defects: healthy knots and natural wood micro cracks, occurring during the process of using the wood, caused by changing atmospheric conditions, in which the product is used and which result from the natural physical properties of the wood.

The resulting cracks do not affect the usability and durability of the product.

More detailed information can be found on the manufacturer's website - www.megiw.pl

Preparing the wall panel for installation of the multi-function control system

For installation of the control unit, the opening height in the wall panel must be 10 cm.

To attain this height, push the loose sheathing board and the plastic pipes upward and out and shorten the board and pipes accordingly.

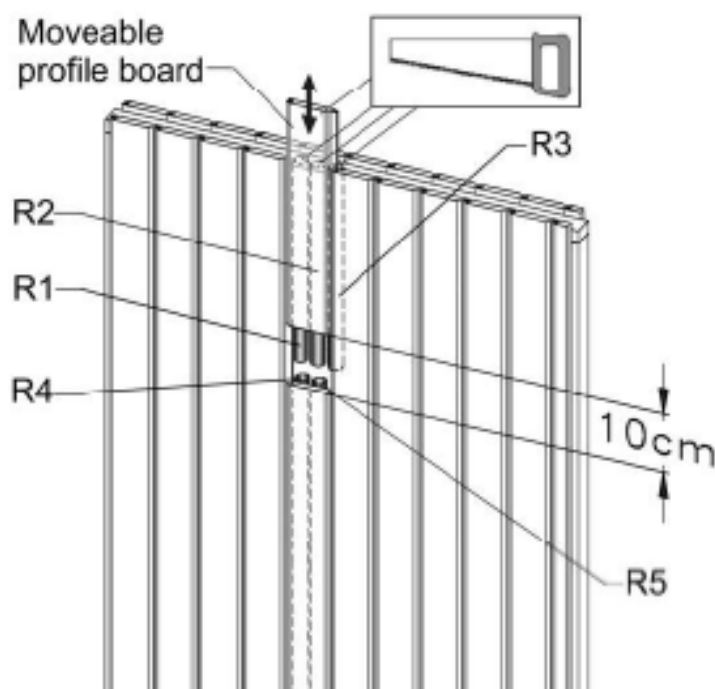
NOTE: It is absolutely necessary that this be carried out BEFORE the wall panel is set up.

R1-R5: These serve as assembly tubing for the mains connection electric cable, the sauna lamp and the sauna furnace ending at the control unit.

R1 + R4: for running cable from oven control system module to the sauna oven

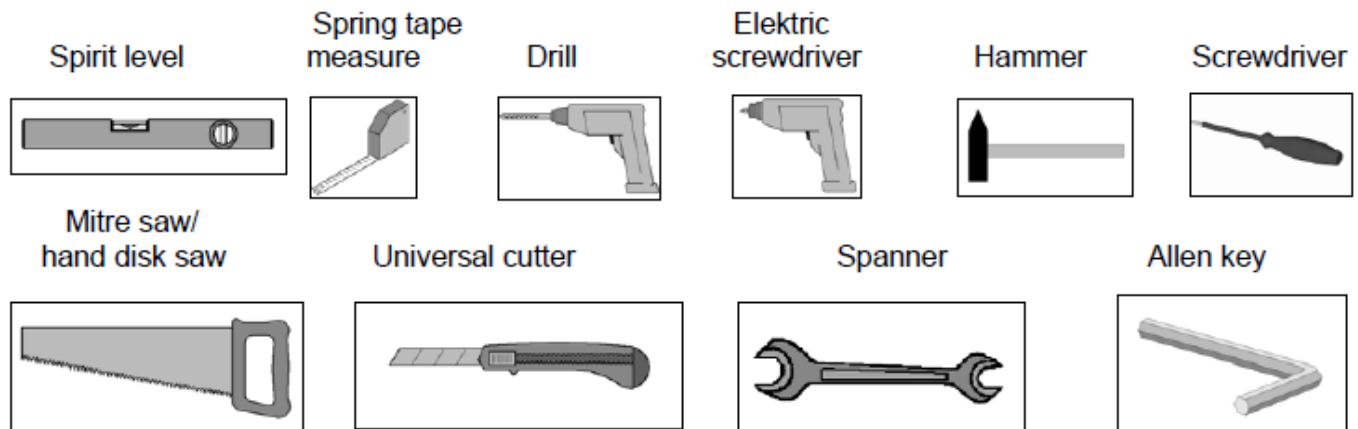
R2: for running cable from oven control system modul to the control unit

R3 + R5: reserve



Tools

You should have the following tools to hand before beginning assembly.



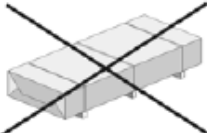
Abbreviations / Symbols

Abb.	-	Figure
cm	-	Centimetre
mm	-	Millimetre
ca.	-	approximately/approx.

 - Supply air





 - Outgoing air




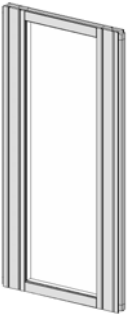
 Design variant




 Not included in delivery!





Stückliste





GB	Parts list	E	Lista de piezas	NL	onderdelenlijst
F	liste des pièces	P	Lista de peças	HR	popis dijelova
I	lista pezzi	H	darabjegyzék	SLO	lista kosov

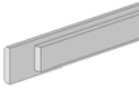
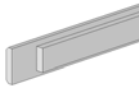


Pos	Bild	Land	Benennung	Abmessung [mm]	Anzahl	
					2525W0	2525W1
①		D	Wandelement W1-910E	910 x 1916	2	1
		GB	Wall element W1-910E			
		F	élément de paroi W1-910E			
		I	elemento da parete W1-910E			
		E	Panel mural W1-910E			
		P	Elemento de parede W1-910E			
		H	falelem W1-910E			
		NL	wandelement W1-910E			
		HR	zidni element W1-910E			
		SLO	Stenski element W1-910E			
②		D	Wandelement W2-910E	910 x 1916	3	3
		GB	Wall element W2-910E			
		F	élément de paroi W2-910E			
		I	elemento da parete W2-910E			
		E	Panel mural W2-910E			
		P	Elemento de parede W2-910E			
		H	falelem W2-910E			
		NL	wandelement W2-910E			
		HR	zidni element W2-910E			
		SLO	Stenski element W2-910E			
③		D	Wandelement W3-910E	910 x 1916	1	1
		GB	Wall element W3-910E			
		F	élément de paroi W3-910E			
		I	elemento da parete W3-910E			
		E	Panel mural W3-910E			
		P	Elemento de parede W3-910E			
		H	falelem W3-910E			
		NL	wandelement W3-910E			
		HR	zidni element W3-910E			
		SLO	Stenski element W3-910E			
④		D	Wandelement W4-910E	910 x 1916	1	1
		GB	Wall element W4-910E			
		F	élément de paroi W4-910E			
		I	elemento da parete W4-910E			
		E	Panel mural W4-910E			
		P	Elemento de parede W4-910E			
		H	falelem W4-910E			
		NL	wandelement W4-910E			
		HR	zidni element W4-910E			
		SLO	Stenski element W4-910E			





Pos	Bild	Land	Benennung	Abmessung [mm]	Anzahl		
					2525W0	2525W1	
5		D	Wandelement	910 x 1916		1	1
		GB	Wall element				
		F	éléments de paroi				
		I	elemento da parete				
		E	Panel mural				
		P	Elemento de parede				
		H	falelem				
		NL	wandelement				
		HR	zidni element				
		SLO	Stenski element				
6		D	Wandelement W11-500E	500 x 1916		2	2
		GB	Wall element W11-500E				
		F	élément de paroi W11-500E				
		I	elemento da parede W11-500E				
		E	Panel mural W11-500E				
		P	Elemento de parede W11-500E				
		H	falelem W11-500E				
		NL	wandelement W11-500E				
		HR	zidni element W11-500E				
		SLO	Stenski element W11-500E				
7		D	Wandelement W12-500E	500 x 1916		2	2
		GB	Wall element W12-500E				
		F	élément de paroi W12-500E				
		I	elemento da parede W12-500E				
		E	Panel mural W12-500E				
		P	Elemento de parede W12-500E				
		H	falelem W12-500E				
		NL	wandelement W12-500E				
		HR	zidni element W12-500E				
		SLO	Stenski element W12-500E				
8		D	Wandelement F86-910	910 x 1916	-	-	1
		GB	Wall element F86-910				
		F	élément de paroi F86-910				
		I	elemento da parede F86-910				
		E	Panel mural F86-910				
		P	Elemento de parede F86-910				
		H	falelem F86-910				
		NL	wandelement F86-910				
		HR	zidni element F86-910				
		SLO	Stenski element F86-910				





Pos	Bild	Land	Benennung	Abmessung [mm]	Anzahl	
					2525W0	2525W1
9		D	Saunatür, Ganzglas	590 x 1853	1	1
		GB	Sauna door, all glass			
		F	porte de sauna en verre			
		I	porta per sauna, in cristallo			
		E	Puerta de sauna, cristal enterizo			
		P	Porta da sauna, integralmente em vidro			
		H	szaunaajtó, üveg			
		NL	saunadeur, glas			
		HR	Vrata saune, kompletno staklena vrata			
		SLO	Staklena vrata			
10					-	-
11		D	Deckenelement D31	1140 x 2280	2	2
		GB	Ceiling element D31			
		F	élément de plafond D31			
		I	elemento soffitta D31			
		E	Panel de cubierta D31			
		P	Elemento de cobertura D31			
		H	D31 tetőelem			
		NL	plafondelement D31			
		HR	Stropni element D31			
		SLO	Stropni element D31			
12		D	Deckenrahmen, vorn	40/40/2400	1	1
		GB	Ceiling frame, front			
		F	cadre de plafond, avant			
		I	telaio soffitta, anteriore			
		E	Marco de cubierta delante			
		P	Armação do tecto, à frente			
		H	mennyezetkeret, elöl			
		NL	plafondkader, voor			
		HR	okvir stropa, sprijeda			
		SLO	stropni okvir, spredaj			



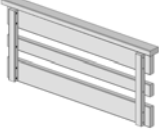

Pos	Bild	Land	Benennung	Abmessung [mm]	Anzahl	
					2525W0	2525W1
13		D	Grund- u. Deckenrahmen	40/40/2400	7	7
		GB	Base and ceiling frame			
		F	cadre de base et de plafond			
		I	intelaiatura del pavimento e del soffitto			
		E	Marco de base y marco de cubierta			
		P	Armação de base e de tecto			
		H	alap- és mennyezetkeret			
		NL	basis- en plafondkader			
		HR	temeljni i stropni okvir			
		SLO	podnožje in stropni okvir			
14		D	Eckpfosten	40/40/1890	4	4
		GB	Corner stud			
		F	poteau d'angle			
		I	montante angolare			
		E	Poste esquinero			
		P	Poste de canto			
		H	sarokoszlop			
		NL	hoekpost			
		HR	Kutne platnice			
		SLO	Kotni podboj			
15		D	Verbindungsleiste	14/35/1915	12	12
		GB	Connecting batten			
		F	latte de liaison			
		I	listello di collegamento			
		E	Listón de unión			
		P	Friso de união			
		H	összekötő lécz			
		NL	bindlatten			
		HR	Letvica za povezivanje			
		SLO	povezovalna letev			
16		D	Deckleiste	14/54/1915	1	1
		GB	Ceiling batten			
		F	latte de recouvrement			
		I	listello di copertura			
		E	Listo tapajuntas			
		P	Cobrejunta			
		H	takaróléc			
		NL	deklijst			
		HR	stropna letvica			
		SLO	stropna letev			



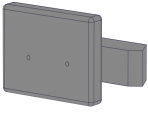
Pos	Bild	Land	Benennung	Abmessung [mm]	Anzahl	
					2525W0	2525W1
17		D	Deckleiste	14/67/1915	3	3
		GB	Ceiling batten			
		F	latte de recouvrement			
		I	listello di copertura			
		E	Listo tapajuntas			
		P	Cobrejunta			
		H	takaróléc			
		NL	deklijst			
		HR	stropna letvica			
		SLO	stropna letev			
18		D	Eckleiste	14/14/1915	7	7
		GB	Corner ledge			
		F	latte d'angle			
		I	listello angolare			
		E	Listón esquinero			
		P	Friso de canto			
		H	sarokléc			
		NL	hoeklat			
		HR	Kutna letvica			
		SLO	Kotna letev			
19		D	Trageleiste Decke	30/30/2260	4	4
		GB	Supporting batten, ceiling			
		F	latte porteuse plafond			
		I	listello portante da soffitto			
		E	Listón soporte cubierta			
		P	Régua de suporte do tecto			
		H	mennyezettartó lécz			
		NL	draaglijst plafond			
		HR	Noseća letvica, strop			
		SLO	nosilna letev strop			
20		D	Deckleiste, Decke	14/54/2230	1	1
		GB	Ceiling batten, ceiling			
		F	latte de recouvrement, plafond			
		I	listello di copertura da soffitto			
		E	Listo tapajuntas cubierta			
		P	Cobrejunta do tecto			
		H	Takaróléc, mennyezet			
		NL	Deklijst, plafond			
		HR	stropna letvica, strop			
		SLO	stropna letev, strop			





Pos	Bild	Land	Benennung	Abmessung [mm]	Anzahl	
					2525W0	2525W1
21		D	Abschlussblende 1-F250	28/66/1500	1	1
		GB	End cover 1-F250			
		F	cache terminalsi 1-F250			
		I	pannello terminale 1-F250			
		E	Chapa de cierre 1-F250			
		P	Painel de remate 1-F250			
		H	zárólap 1-F250			
		NL	afscherming 1-F250			
		HR	Završna obloga 1-F250			
		SLO	Končni pokrov 1-F250			
22		D	Abschlussblende 2-F250	28/66/1240	1	1
		GB	End cover 2-F250			
		F	cache terminalsi 2-F250			
		I	pannello terminale 2-F250			
		E	Chapa de cierre 2-F250			
		P	Painel de remate 2-F250			
		H	zárólap 2-F250			
		NL	afscherming 2-F250			
		HR	Završna obloga 2-F250			
		SLO	Končni pokrov 2-F250			
23		D	Abschlussblende 1-S250	28/66/1475	1	1
		GB	End cover 1-S250			
		F	cache terminalsi 1-S250			
		I	pannello terminale 1-S250			
		E	Chapa de cierre 1-S250			
		P	Painel de remate 1-S250			
		H	zárólap 1-S250			
		NL	afscherming 1-S250			
		HR	Završna obloga 1-S250			
		SLO	Končni pokrov 1-S250			
24		D	Abschlussblende 2-S250	28/66/1215	1	1
		GB	End cover 2-S250			
		F	cache terminalsi 2-S250			
		I	pannello terminale 2-S250			
		E	Chapa de cierre 2-S250			
		P	Painel de remate 2-S250			
		H	zárólap 2-S250			
		NL	afscherming 2-S250			
		HR	Završna obloga 2-S250			
		SLO	Končni pokrov 2-S250			





Pos	Bild	Land	Benennung	Abmessung [mm]	Anzahl	
					2525W0	2525W1
25		D	Halterung für Liege	25/40/2290	1	1
		GB	Holder for bench			
		F	fixation pour couchette			
		I	supporto per sdraio			
		E	Soporte para			
		P	Suporte para divã			
		H	fekvöhelytartó			
		NL	houder voor ligbank			
		HR	Držac za ležaj			
		SLO	Držalo ležišča			
26		D	Halterung für Liege	25/40/1045	2	2
		GB	Holder for bench			
		F	fixation pour couchette			
		I	supporto per sdraio			
		E	Soporte para			
		P	Suporte para divã			
		H	fekvöhelytartó			
		NL	houder voor ligbank			
		HR	Držac za ležaj			
		SLO	Držalo ležišča			
27	option 	D	Halterung für Liege	25/40/1185	1	1
		GB	Holder for bench			
		F	fixation pour couchette			
		I	supporto per sdraio			
		E	Soporte para			
		P	Suporte para divã			
		H	fekvöhelytartó			
		NL	houder voor ligbank			
		HR	Držac za ležaj			
		SLO	Držalo ležišča			
28	option 	D	Halterung für Liege	25/40/470	1	1
		GB	Holder for bench			
		F	fixation pour couchette			
		I	supporto per sdraio			
		E	Soporte para			
		P	Suporte para divã			
		H	fekvöhelytartó			
		NL	houder voor ligbank			
		HR	Držac za ležaj			
		SLO	Držalo ležišča			





Pos	Bild	Land	Benennung	Abmessung [mm]	Anzahl	
					2525W0	2525W1
329		D	Halterung für Liege	25/40/1640	2	2
		GB	Holder for bench			
		F	fixation pour couchette			
		I	supporto per sdraio			
		E	Soporte para			
		P	Suporte para divã			
		H	fekvöhelytartó			
		NL	houder voor ligbank			
		HR	Držac za ležaj			
		SLO	Držalo ležišča			
330		D	Stopper	25/40/80	2	2
		GB	Stopper			
		F	arrêt			
		I	stopper			
		E	Detenedor			
		P	Batente			
		H	leállító			
		NL	stop			
		HR	zaustavljač			
		SLO	štopar			
331		D	Saunaliege	550 x 2285	3	3
		GB	Sauna bench			
		F	couchette de sauna			
		I	sdraio per sauna			
		E	Litera de sauna			
		P	Divã para sauna			
		H	szauna-fekvöhely			
		NL	saunabank			
		HR	Ležaj za saunu			
		SLO	Ležišče			
332	option 	D	Querliege	500 x 1190	1	1
		GB	Traverse			
		F	couchette transversale			
		I	sdraio trasversale			
		E	Litera transversal			
		P	Divã transversal			
		H	keresztirányú fekvöhely			
		NL	dwarligbank			
		HR	Poprečni ležaj			
		SLO	Prečno ležišče			




Pos	Bild	Land	Benennung	Abmessung [mm]	Anzahl	
					2525W0	2525W1
33		D	Kopfstütze	323 x 260	3	3
		GB	Support			
		F	appui-tête			
		I	poggiatesta			
		E	Reposacabezas			
		P	Apoio para a cabeça			
		H	fejtámasz			
		NL	hoofdsteun			
		HR	Oslonci za glavu			
		SLO	Opora za glavo			
34		D	Ofenschutz, Seitenteil	462 x 350	2	2
		GB	Furnace protection, side section			
		F	protection de poêle, partie latérale			
		I	protezione stufa, elemento laterale			
		E	Protección estufa, parte lateral			
		P	Protecção do forno, parte lateral			
		H	kályhavédelem, oldalsó rész			
		NL	ovenbescherming, zijdeel			
		HR	Zaštita za peć, bočni dio			
		SLO	Zaščita peči, stranski del			
35		D	Ofenschutz, Frontteil	595 x 268	1	1
		GB	Furnace protection, front section			
		F	protection de poêle, partie avant			
		I	protezione stufa, elemento anteriore			
		E	Protección estufa, parte frontal			
		P	Protecção do forno, parte frontal			
		H	kályhavédelem, elülső rész			
		NL	ovenbescherming, frontdeel			
		HR	Zaštita za peć, dio prednje stranice			
		SLO	Zaščita peči, sprednji del			
36		D	Bodenmatte	1000 x 615	1	1
		GB	floor matting			
		F	Tapis de sol			
		I	Tappeto			
		E	Estera de suelo			
		P	Esteira de piso			
		H	padlószőnyeg			
		NL	Vloermat			
		HR	podna prostirka			
		SLO	Talna plošča			

Pos	Bild	Land	Benennung	Abmessung [mm]	Anzahl	
					2525W0	2525W1
37		D	Abluftschieber	410 x 235	1	1
		GB	Outgoing air slide valve			
		F	clapet d'air sortant			
		I	saracinesca di scarico			
		E	Corredera aire de salida			
		P	Corrediça de evacuaçã do ar			
		H	szellőztető-tolóka			
		NL	klep uitlaatlucht			
		HR	Zasun odvodnog zraka			
		SLO	Drnik za zračenje			
38		D	Saunatürgriff, außen		1	1
		GB	Sauna door handle, exterior			
		F	poignée de porte de sauna extérieure			
		I	maniglia per porta da sauna, esterna			
		E	Manija puerta sauna, exterior			
		P	Manípulo da porta da sauna, exterior			
		H	szaunaajtó-fogantyú, külső			
		NL	saunadeurgreep, buiten			
		HR	držka vratiju saune, izvana			
		SLO	Zunanji ročaj vrat			
39		D	Saunatürgriff, innen		1	1
		GB	Sauna door handle, interior			
		F	poignée de porte de sauna intérieure			
		I	maniglia per porta da sauna, interna			
		E	Manija puerta sauna, interior			
		P	Manípulo da porta da sauna, interior			
		H	szaunaajtó-fogantyú, belső			
		NL	saunadeurgreep, binnen			
		HR	držka vratiju saune, iznutra			
		SLO	Notranji ročaj vrat			
40						

Pos	Bild	Land	Benennung	Abmessung [mm]	Anzahl	
					2525W0	2525W1
45		D	Beschlagsatz für Ganzglastür	-	2	2
		GB	Screw-down band for glass door			
		F	paumelle à visser pour porte en verre			
		I	cerniera di avvitamento per porta in cristallo			
		E	Cinta para atornillar puerta vidrio			
		P	Rebordo aparafusável para porta de			
		H	Csavarpánt teljesüveg ajtóho			
		NL	opschroefdeurhengsel voor glazen deur			
		HR	Traka za pričvršćivanje staklenih vrata vijcima			
		SLO	tečaji za steklena vrata			
46		D	Lampe		1	1
		GB	Lamp			
		F				
		I				
		E				
		P				
		H				
		NL				
		HR				
		SLO				
47		D	Lampenschirm		1	1
		GB	Lamp cover			
		F				
		I				
		E				
		P				
		H				
		NL				
		HR				
		SLO				
48		D	Schraube	5,0 x 100	2	2
		GB	Screw			
		F	vis			
		I	vite			
		E	Tornillo			
		P	Parafuso			
		H	csavar			
		NL	schroef			
		HR	vijak			
		SLO	vijak			

Pos	Bild	Land	Benennung	Abmessung [mm]	Anzahl		
					2525W0	2525W1	
59		D	Schraube	5,0 x 80		2	2
		GB	Screw				
		F	vis				
		I	vite				
		E	Tornillo				
		P	Parafuso				
		H	Csavar				
		NL	schroef				
		HR	vijak				
		SLO	vijak				
50		D	Schraube	4,5 x 70		50	50
		GB	Screw				
		F	vis				
		I	vite				
		E	Tornillo				
		P	Parafuso				
		H	Csavar				
		NL	schroef				
		HR	vijak				
		SLO	vijak				
51		D	Schraube	6,0 x 60		28	28
		GB	Screw				
		F	vis				
		I	vite				
		E	Tornillo				
		P	Parafuso				
		H	Csavar				
		NL	schroef				
		HR	vijak				
		SLO	vijak				
52		D	Schraube	4,0 x 60		10	10
		GB	Screw				
		F	vis				
		I	vite				
		E	Tornillo				
		P	Parafuso				
		H	Csavar				
		NL	schroef				
		HR	vijak				
		SLO	vijak				

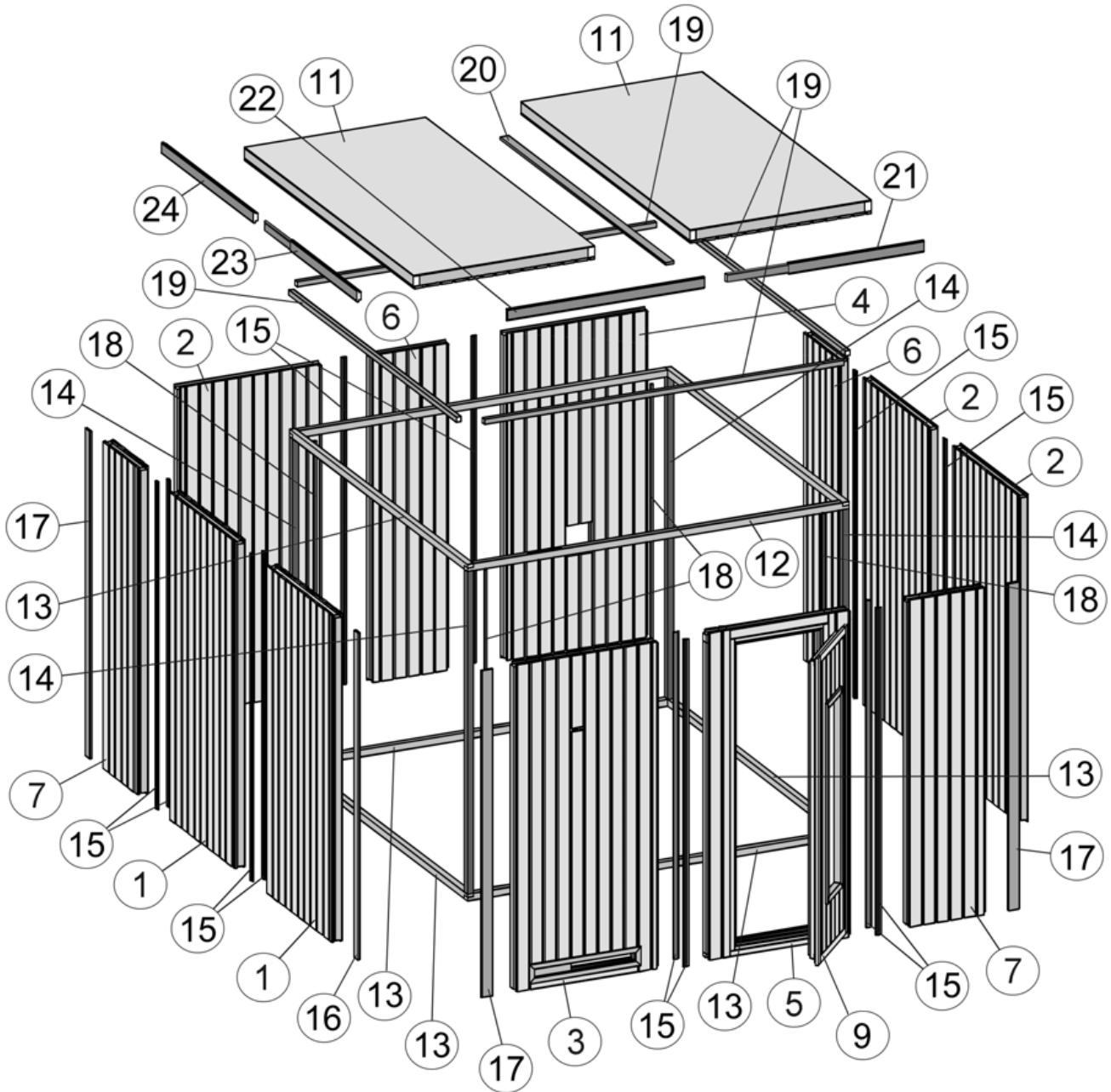
Pos	Bild	Land	Benennung	Abmessung [mm]	Anzahl		
					2525W0	2525W1	
53		D	Schraube	4,0 x 60		15	15
		GB	Screw				
		F	vis				
		I	vite				
		E	Tornillo				
		P	Parafuso				
		H	Csavar				
		NL	schroef				
		HR	vijak				
		SLO	vijak				
54		D	Schraube	3,5 x 35		50	50
		GB	Screw				
		F	vis				
		I	vite				
		E	Tornillo				
		P	Parafuso				
		H	Csavar				
		NL	schroef				
		HR	vijak				
		SLO	vijak				
55		D	Schraube	3,0 x 30		45	45
		GB	Screw				
		F	vis				
		I	vite				
		E	Tornillo				
		P	Parafuso				
		H	Csavar				
		NL	schroef				
		HR	vijak				
		SLO	vijak				
56		D	Schraube	3,5 x 35		14	14
		GB	Screw				
		F	vis				
		I	vite				
		E	Tornillo				
		P	Parafuso				
		H	Csavar				
		NL	schroef				
		HR	vijak				
		SLO	vijak				

Pos	Bild	Land	Benennung	Abmessung [mm]	Anzahl		
						2525W0	2525W1
59		D	Drahtstift	1,6 x 30		110	110
		GB	Wire nail				
		F	pointe				
		I	spina in filo metallico				
		E	Punta de París				
		P	Prego de cabeça chata				
		H	drótszeg				
		NL	draadnagel				
		HR	čavao				
		SLO	Žičniki				
60		D	Schlossschraube mit Mutter	M6 x 60		2	2
		GB	Carriage bolt				
		F	boulon à collet carré				
		I	vite con lucchetto				
		E	Tornillo de cabeza de lenteja y cuello				
		P	Parafuso de reigada quadrada				
		H	zárcsavar				
		NL	slotschroef				
		HR	Vijak na bravi				
		SLO	Vijak ključavnice				
61		D	U-Scheibe	6.4mm	2	2	2
		GB	Plain washer				
		F	rondelle				
		I	rondella				
		E	Arandela				
		P	Anilha plana				
		H	csavaralátét				
		NL	onderlegplaatje				
		HR	podložna pločica				
		SLO	podložka				

Aufbauübersicht

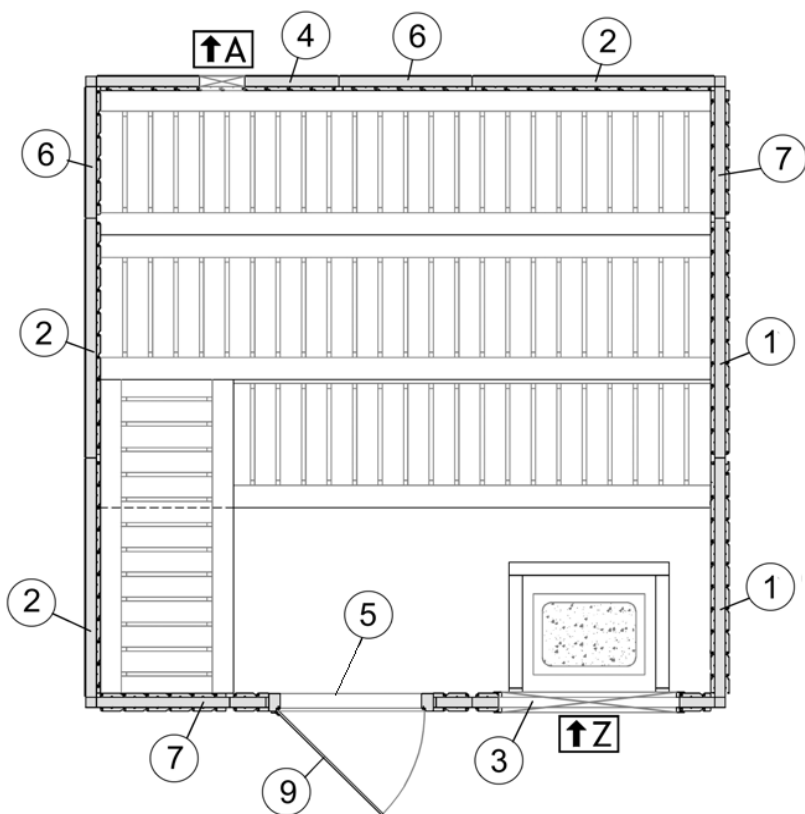
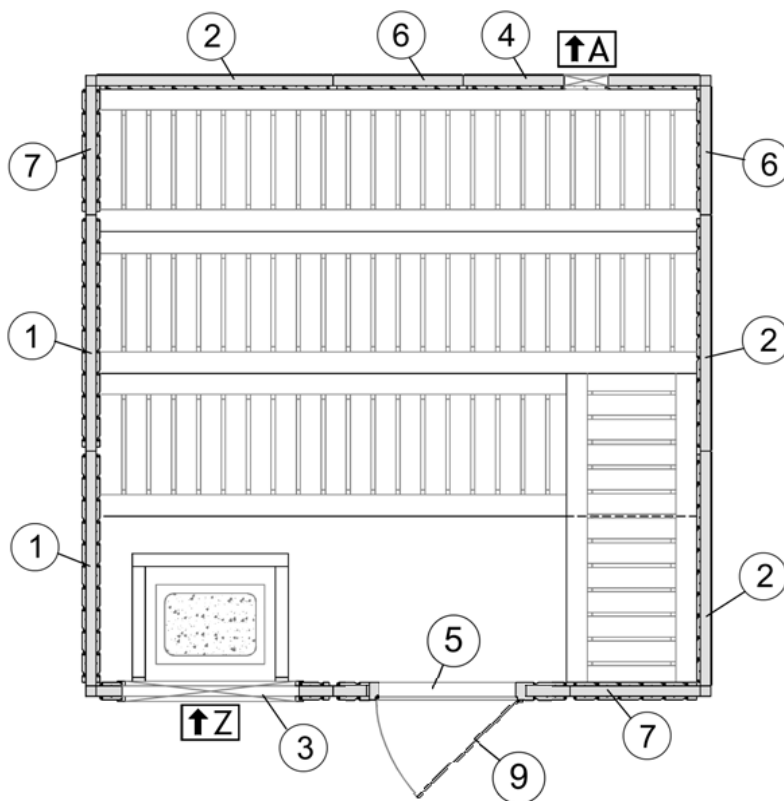
2525W0

GB	Design overview	H	szerkezeti áttekintés
F	Présentation du montage	NL	Montageoverzicht
I	Panoramica di montaggio	HR	Pregled za gradnju
E	Vista estructural	SLO	Pregled izgradnje
P	Panorâmica da estrutura		



2525W0

D	Aufbauvariante 1
GB	Design variant 1
F	variante de montage 1
I	variante costruttiva 1
E	Variante de montaje 1
P	Variante de montagem 1
H	felépítési változat 1
NL	opbouwvariant 1
HR	varijanta postavljanja 1
SLO	varijanta izgradnje 1

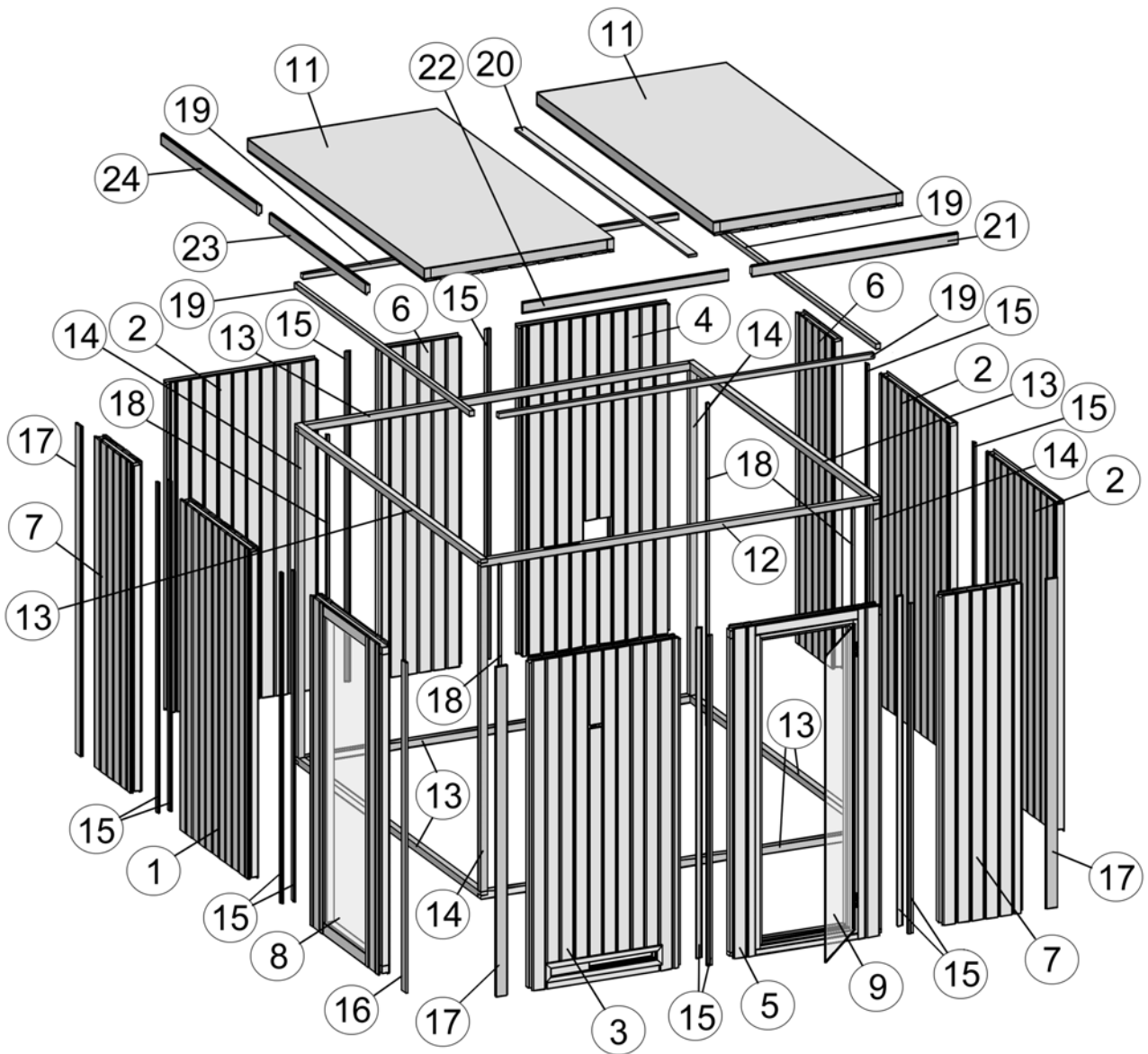


D	Aufbauvariante 2
GB	Design variant 2
F	variante de montage 2
I	variante costruttiva 2
E	Variante de montaje 2
P	Variante de montagem 2
H	felépítési változat 2
NL	opbouwvariant 2
HR	varijanta postavljanja 2
SLO	varijanta izgradnje 2

Aufbauübersicht

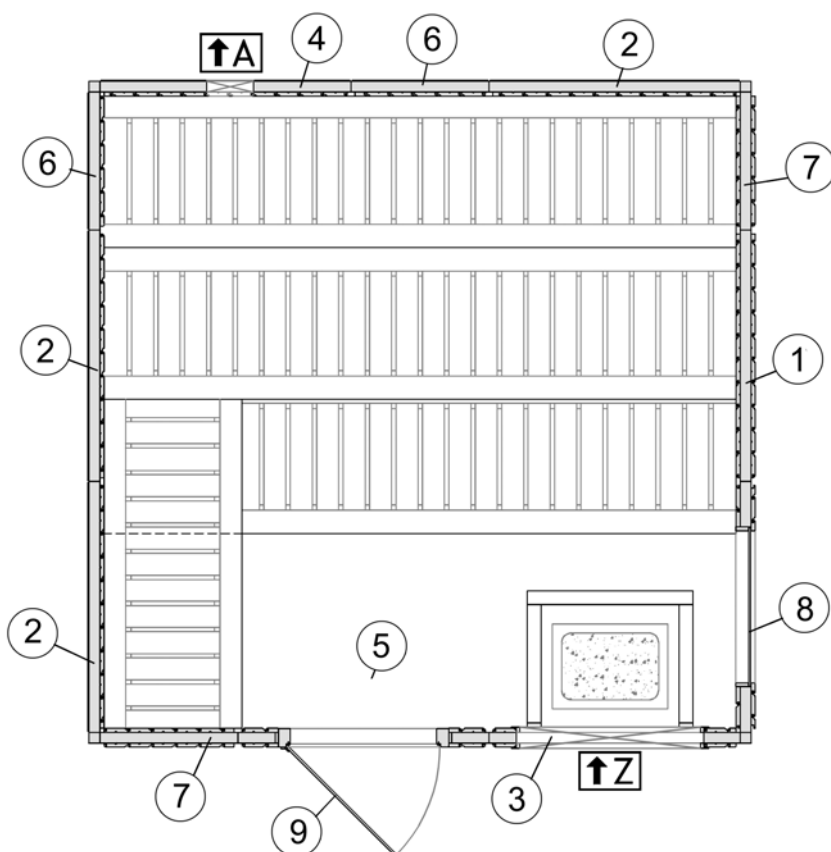
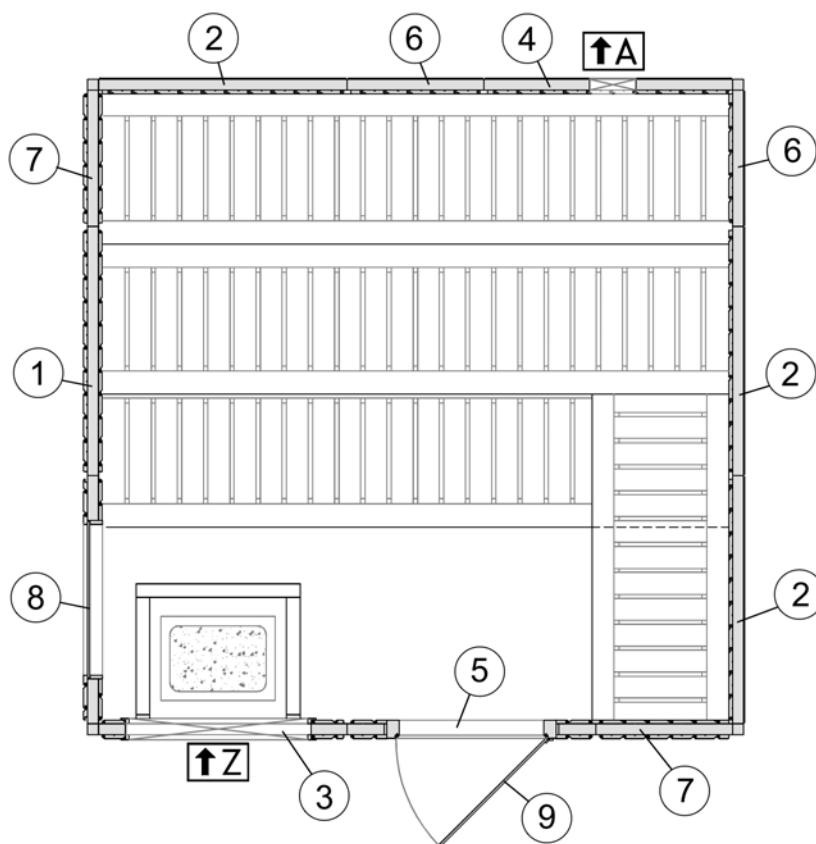
2525W1

GB	Design overview	H	szerkezeti áttekintés
F	Présentation du montage	NL	Montageoverzicht
I	Panoramica di montaggio	HR	Pregled za gradnju
E	Vista estructural	SLO	Pregled izgradnje
P	Panorâmica da estrutura		



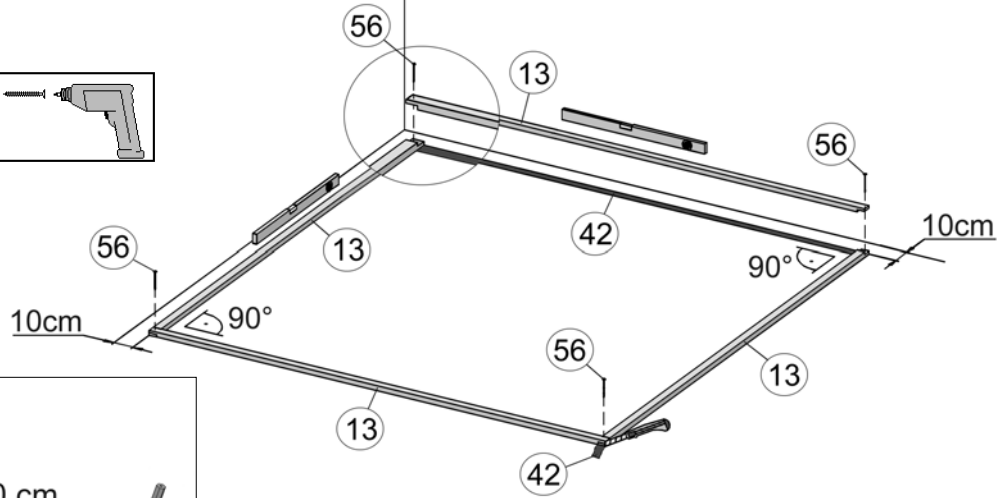
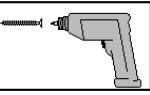
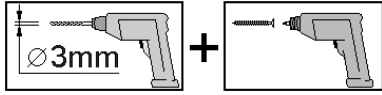
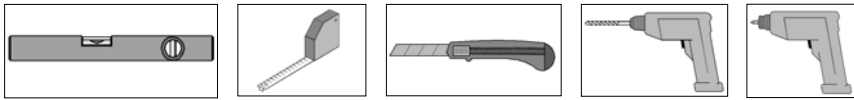
2525W1

D	Aufbauvariante 1
GB	Design variant 1
F	variante de montage 1
I	variante costruttiva 1
E	Variante de montaje 1
P	Variante de montagem 1
H	felépítési változat 1
NL	opbouwvariant 1
HR	varijanta postavljanja 1
SLO	varijanta izgradnje 1

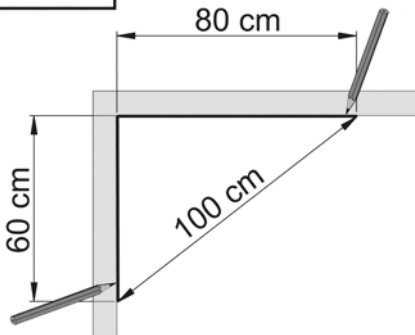


D	Aufbauvariante 2
GB	Design variant 2
F	variante de montage 2
I	variante costruttiva 2
E	Variante de montaje 2
P	Variante de montagem 2
H	felépítési változat 2
NL	opbouwvariant 2
HR	varijanta postavljanja 2
SLO	varijanta izgradnje 2

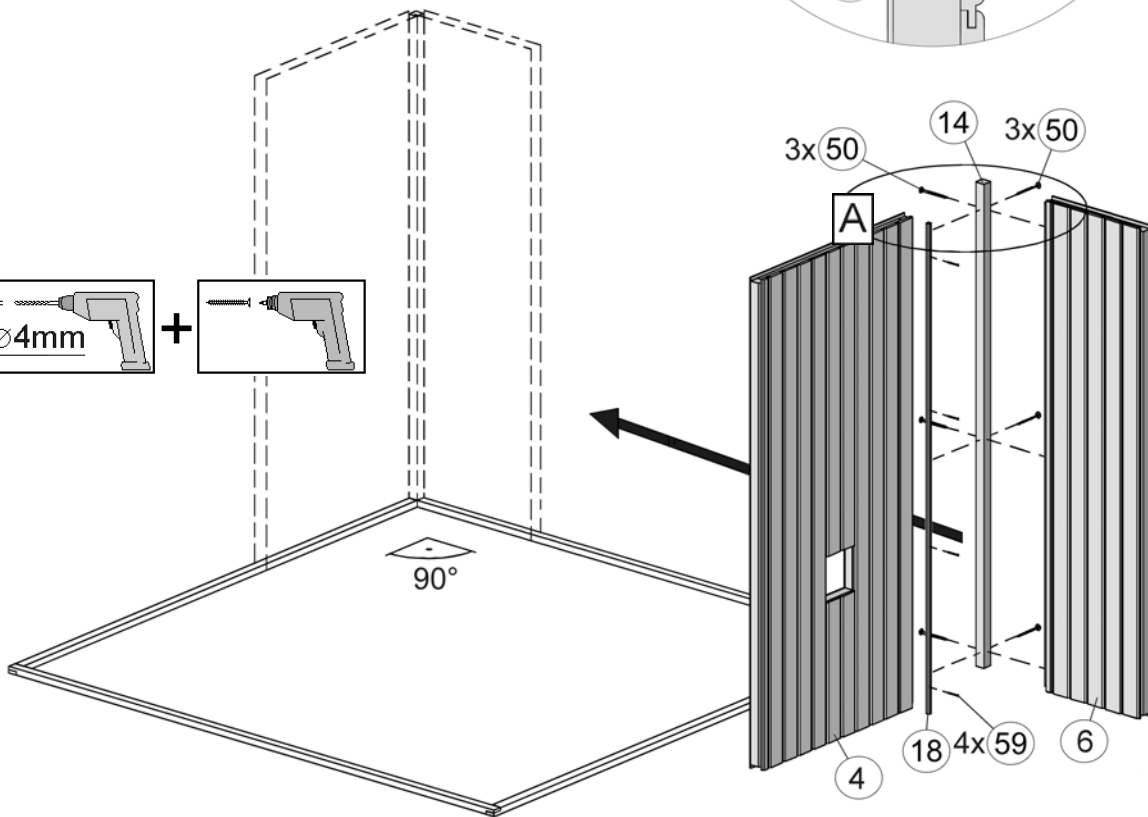
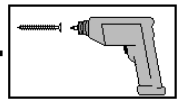
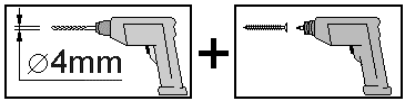
1



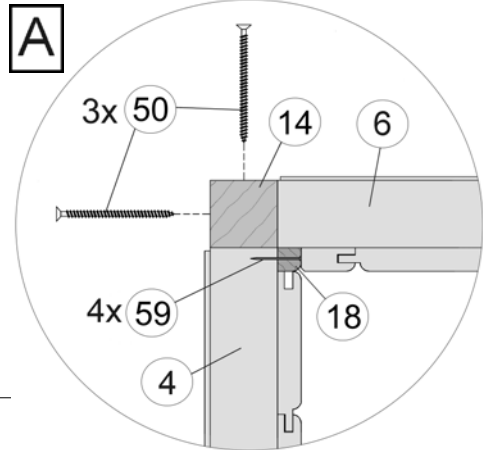
90°



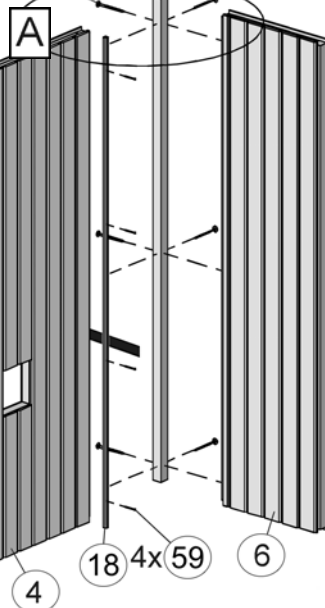
2



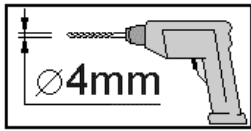

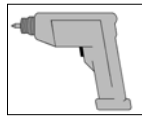
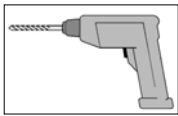
A



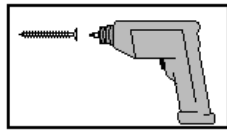
A



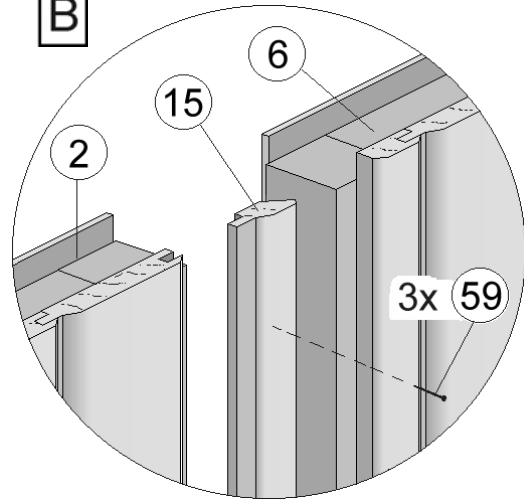
3



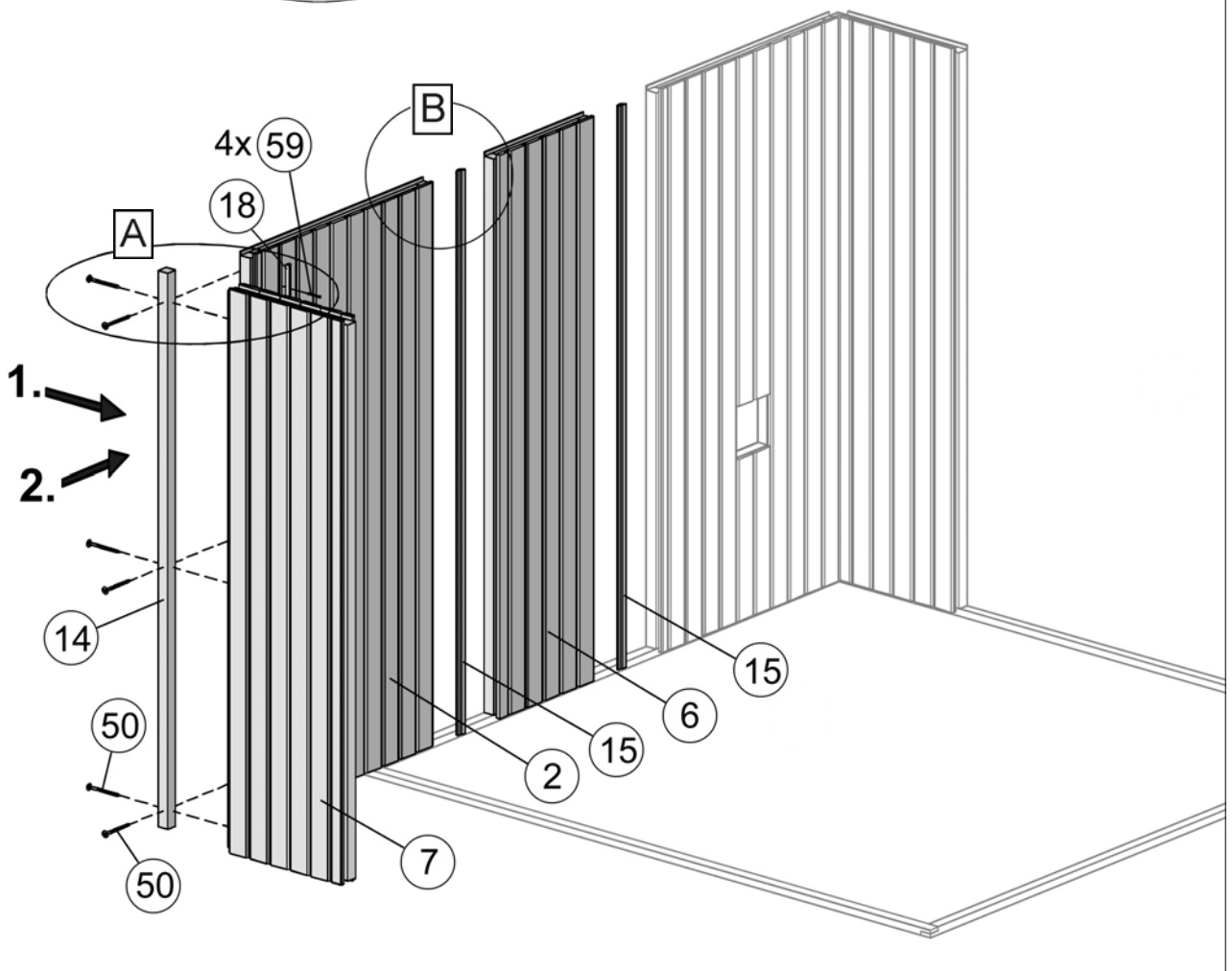
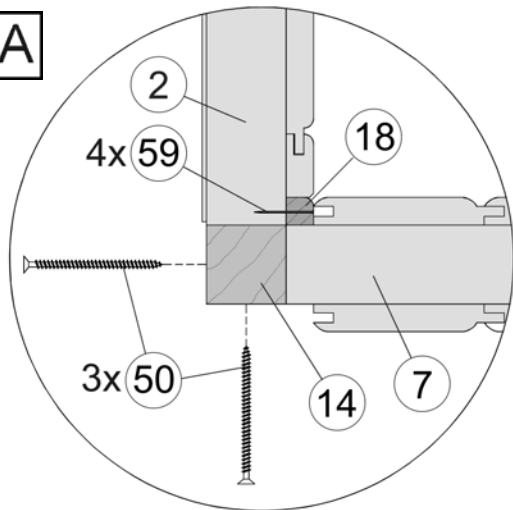
+




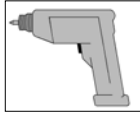
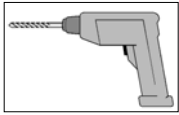
B



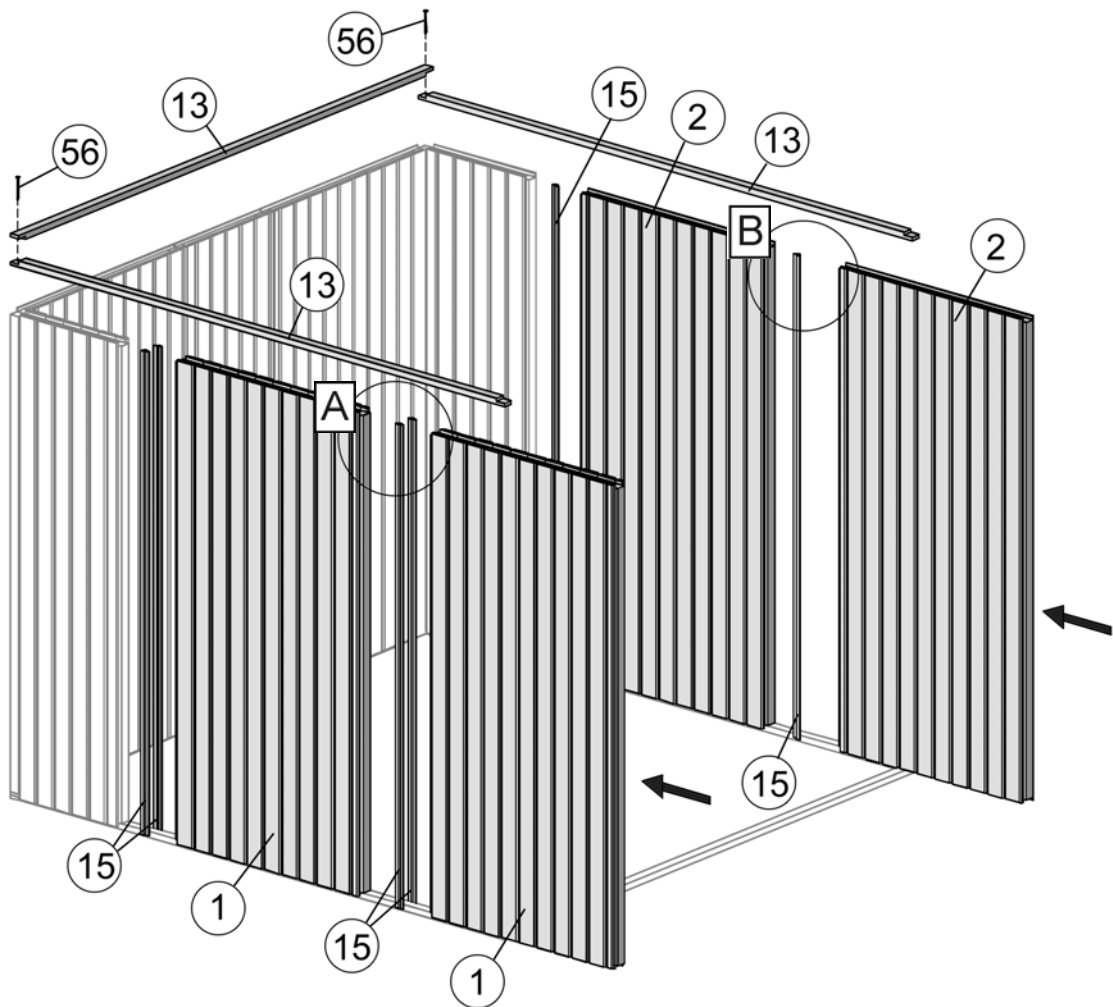
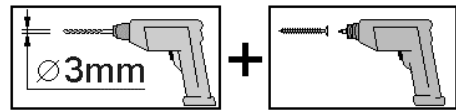
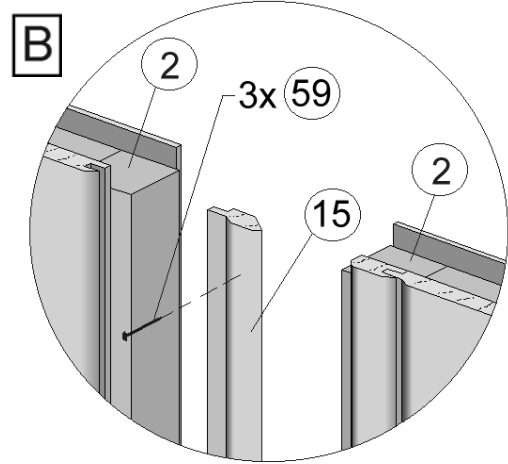
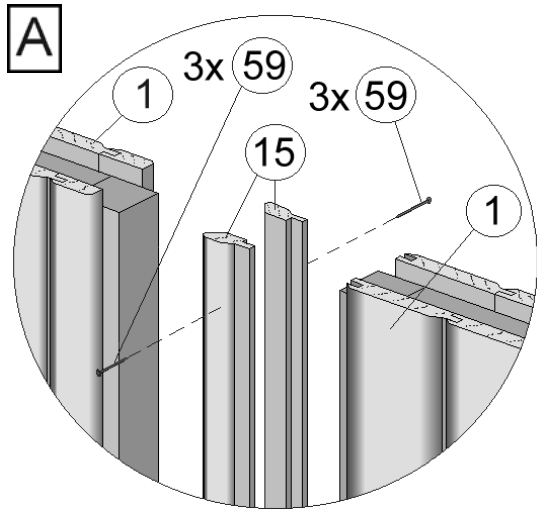
A



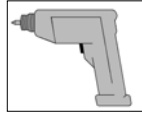
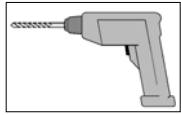
4



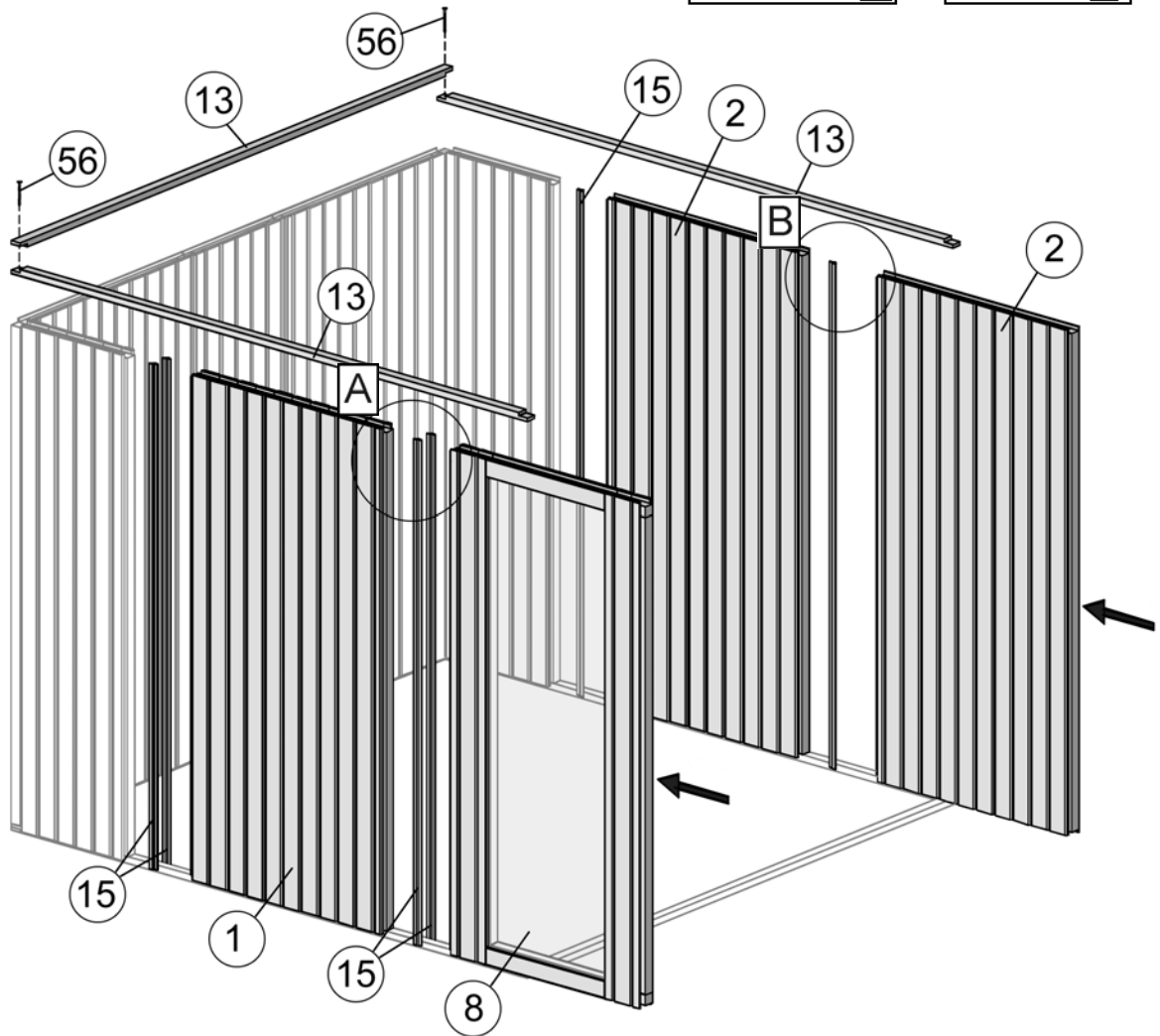
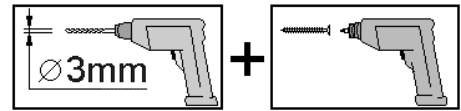
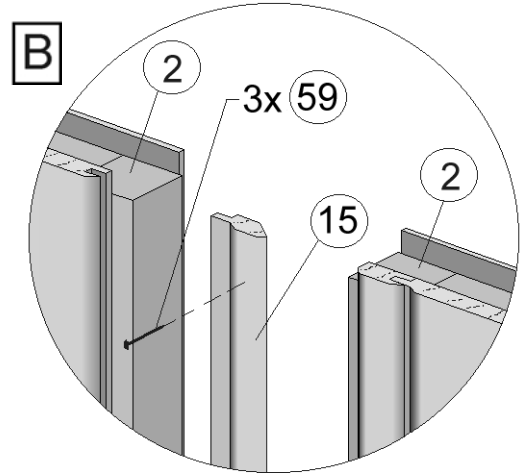
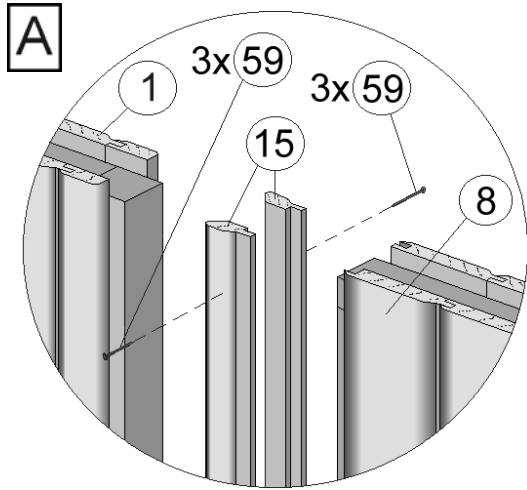
2525W0



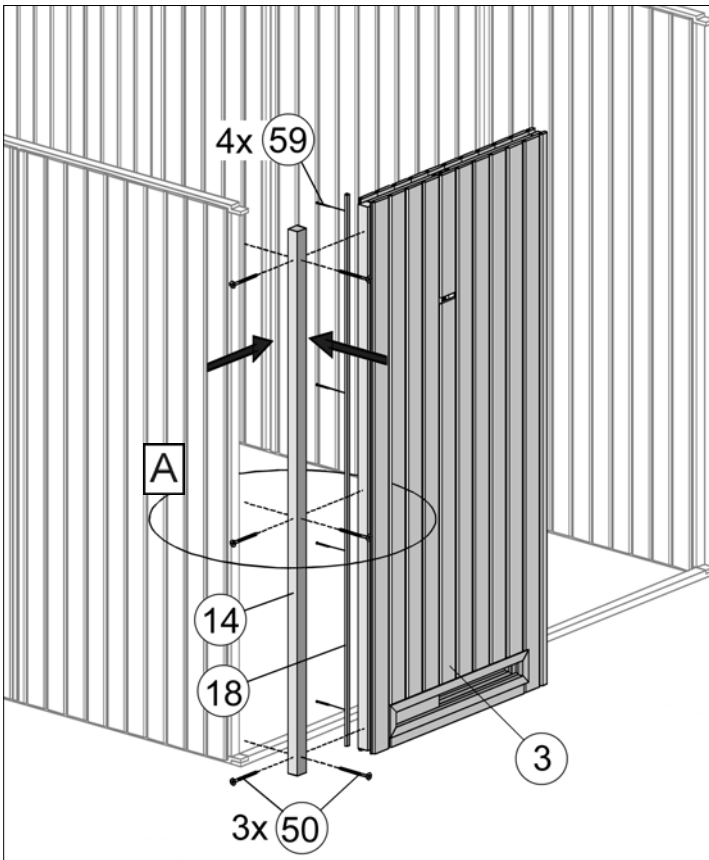

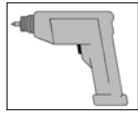
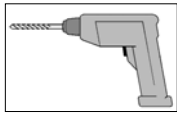
4



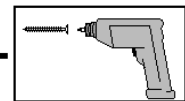
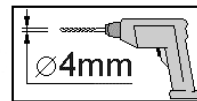
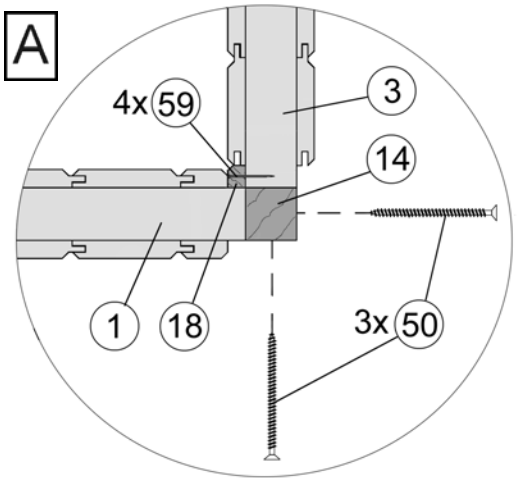
2525W1



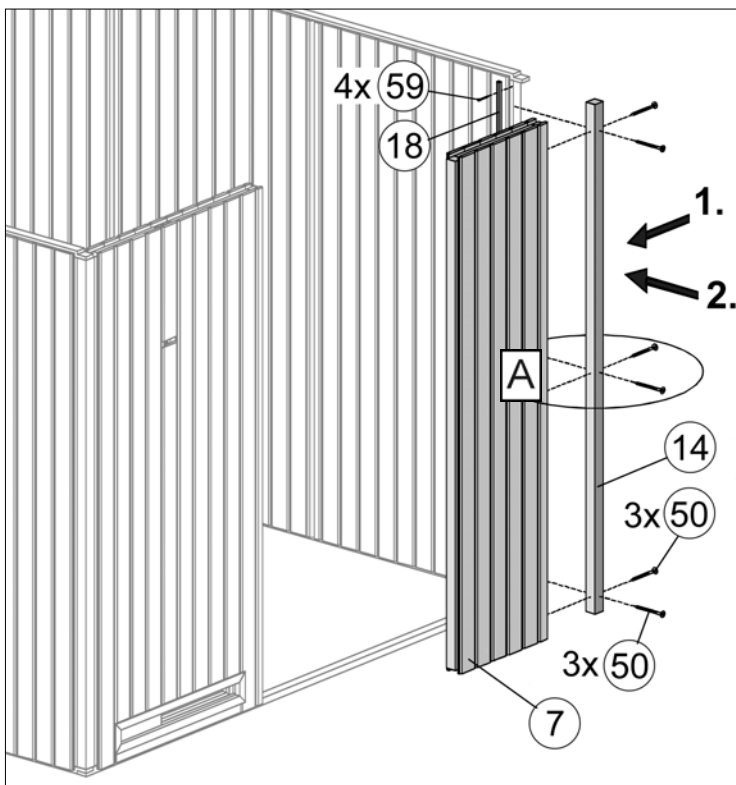

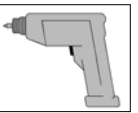
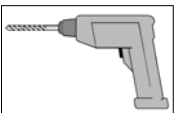
5



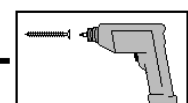
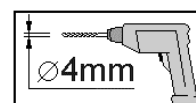
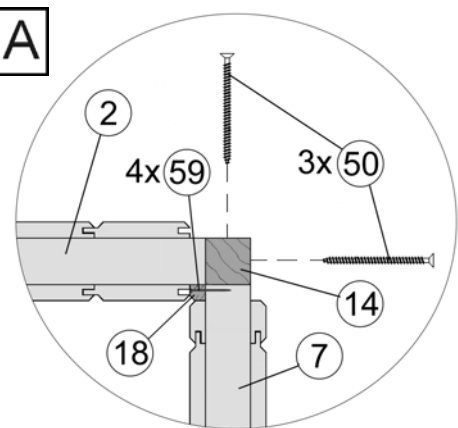
A



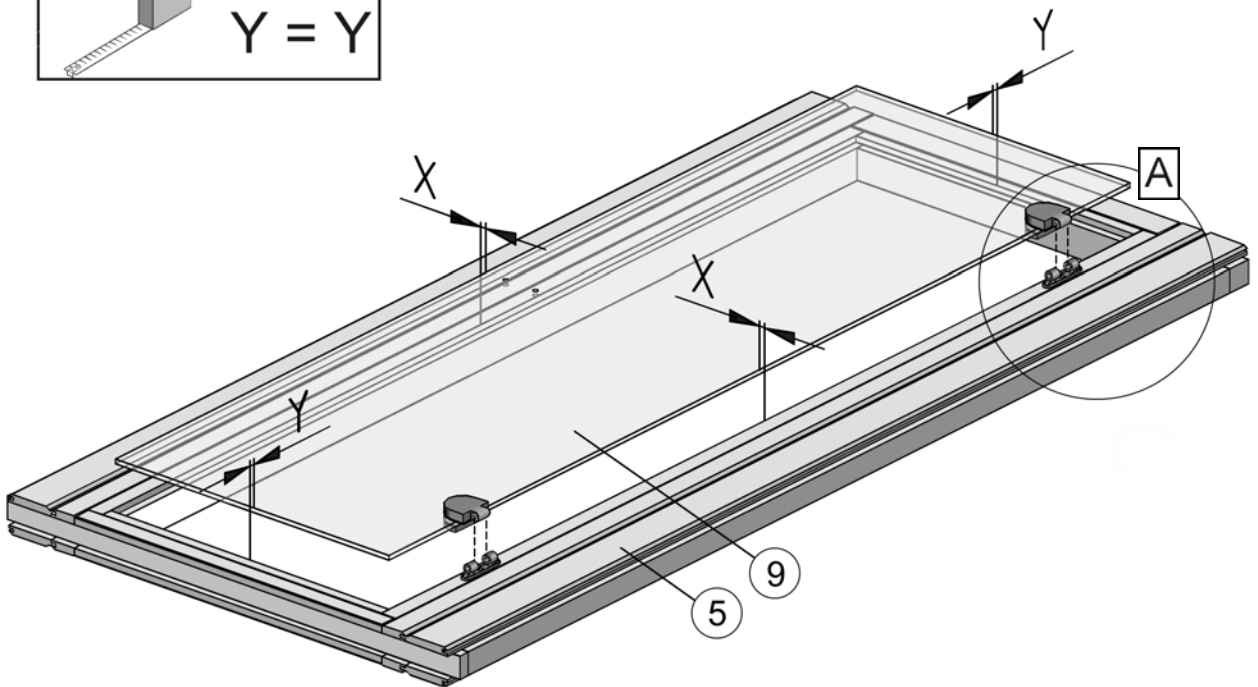
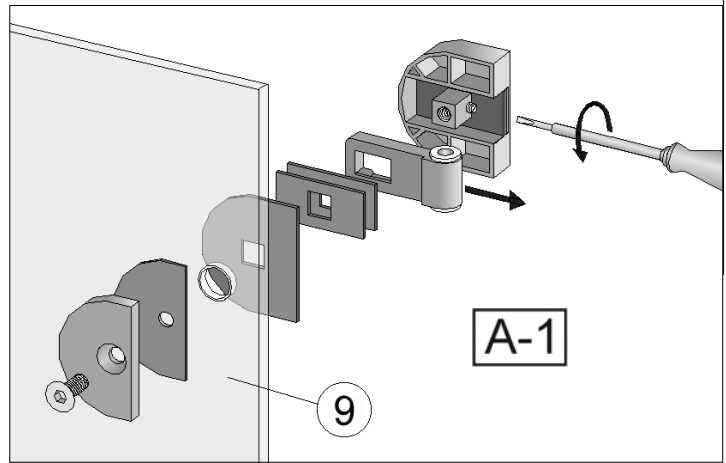
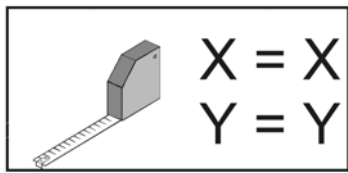
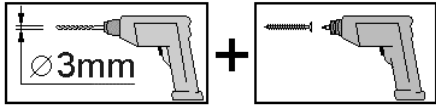
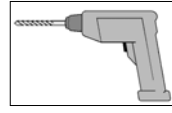
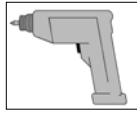
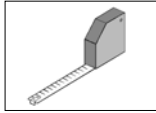
6



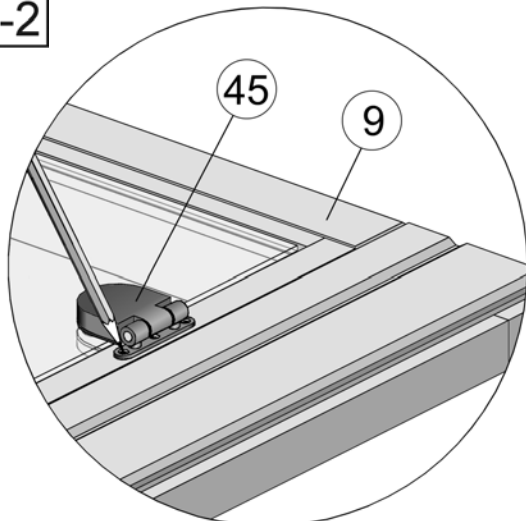
A



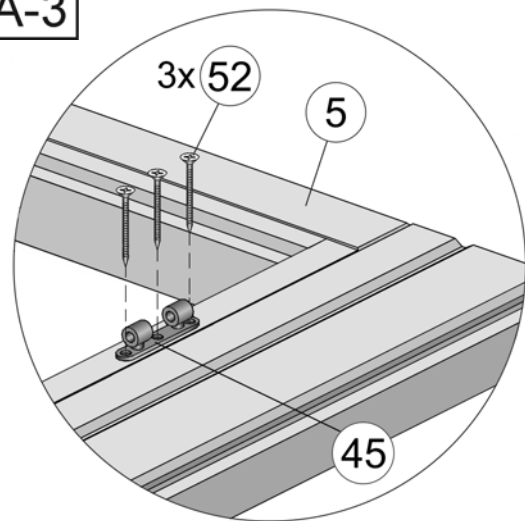
7



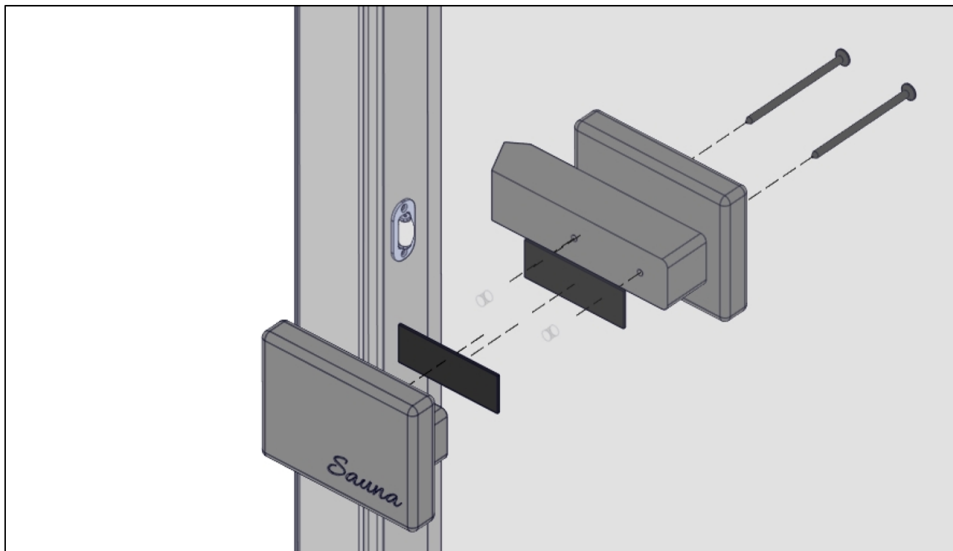
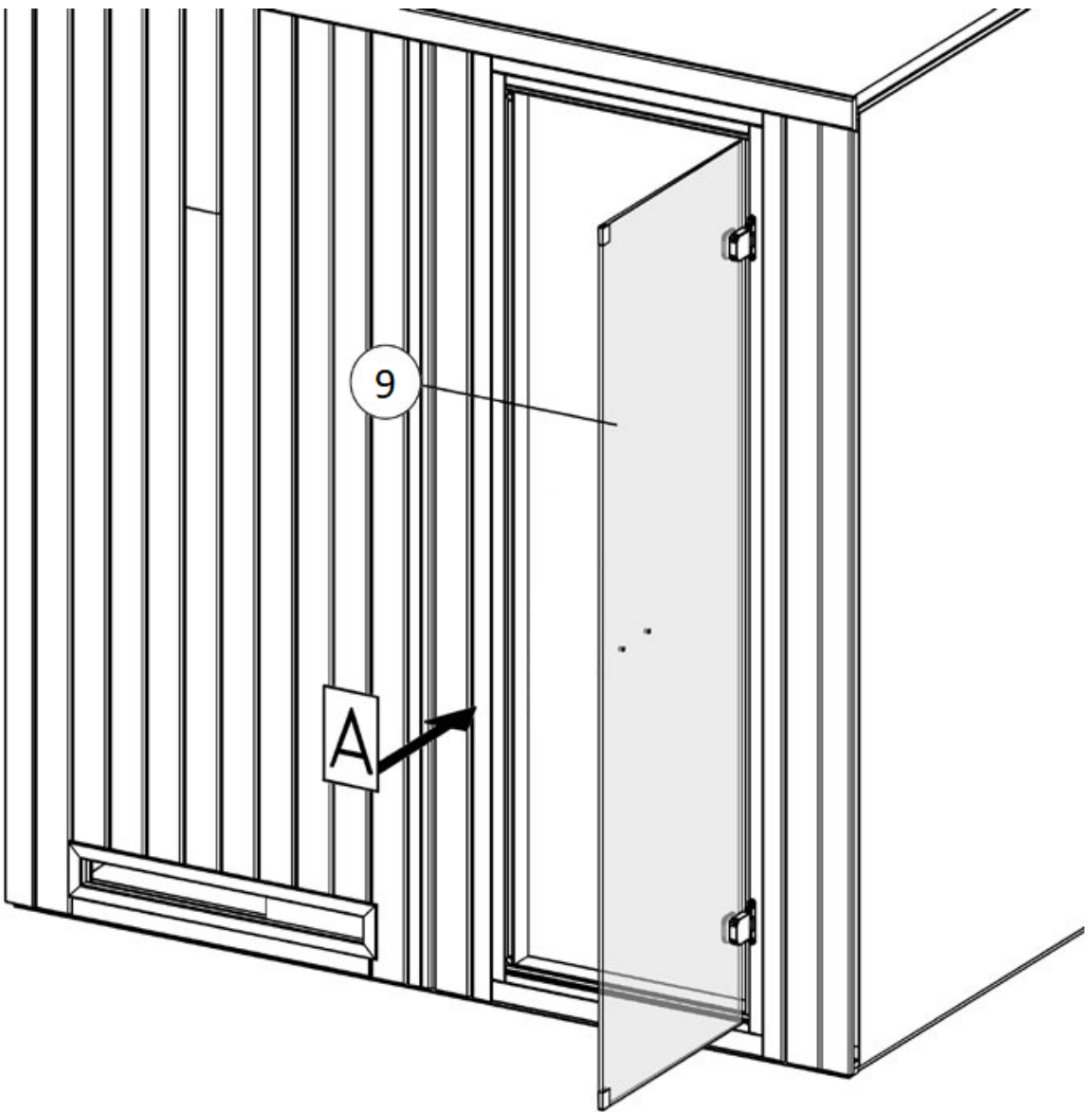
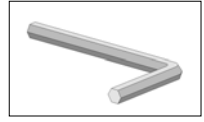
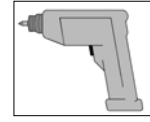
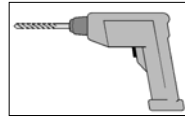
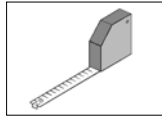

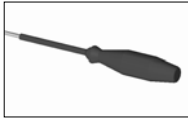
A-2



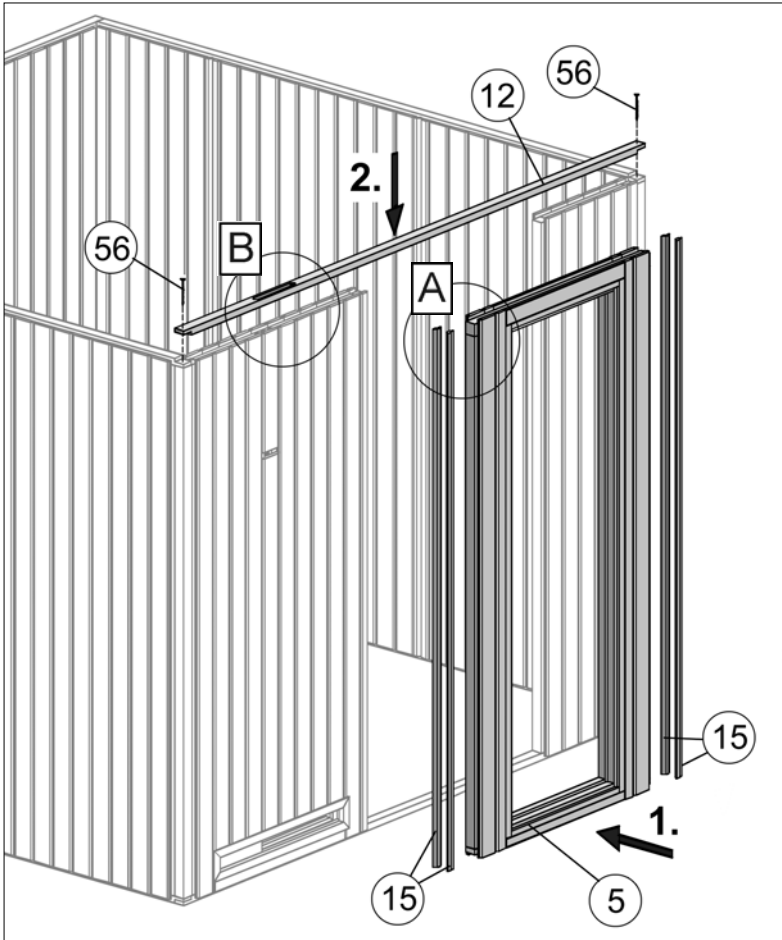
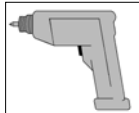
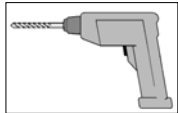

A-3



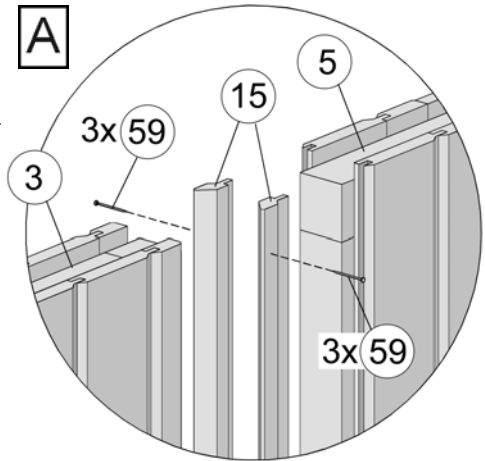
8



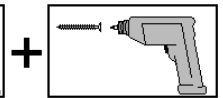
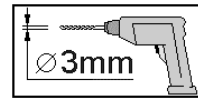
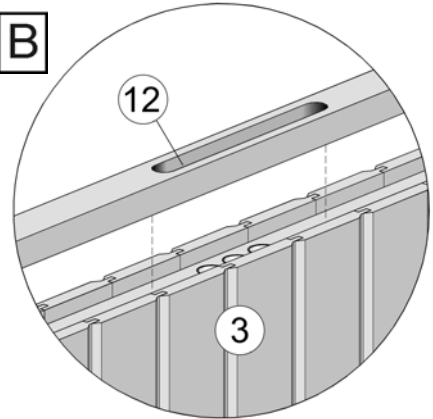
9



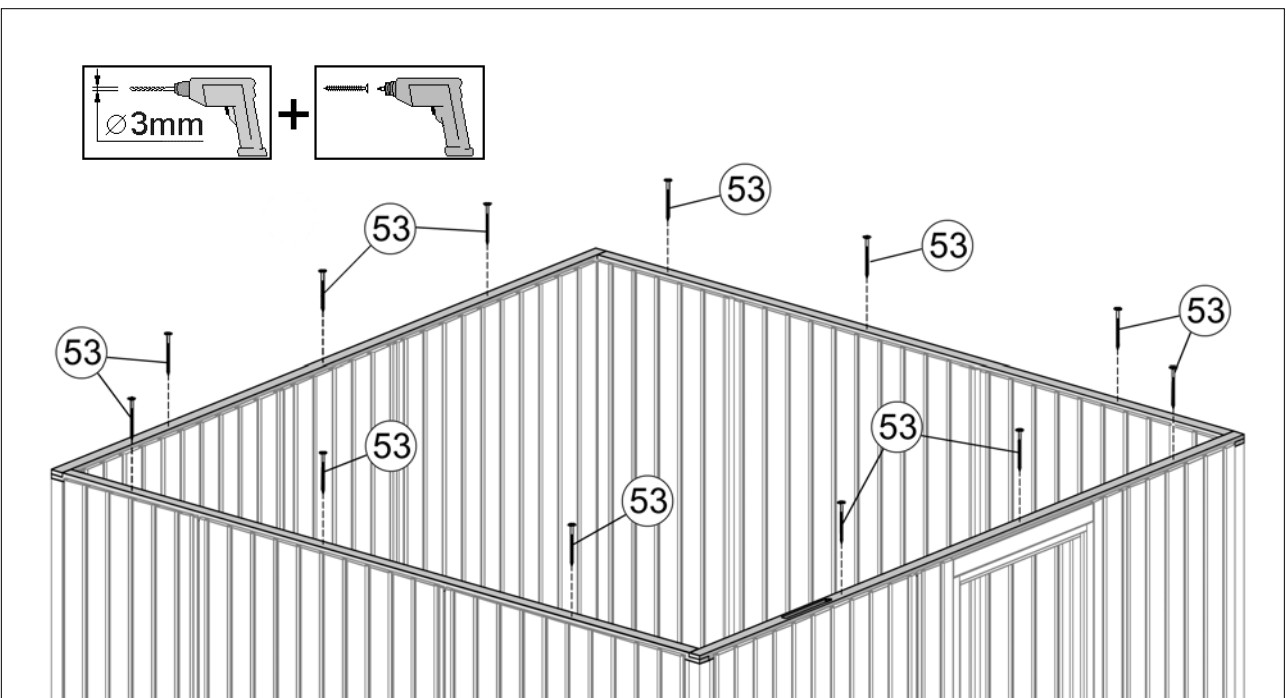
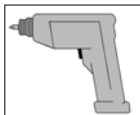
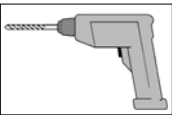
A

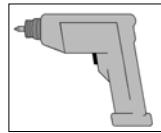
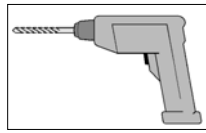
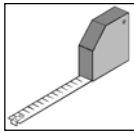
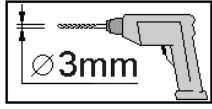
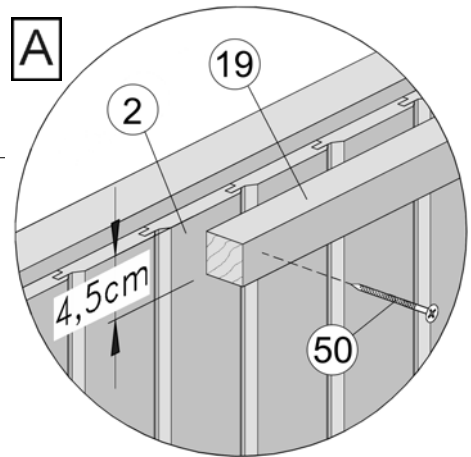


B

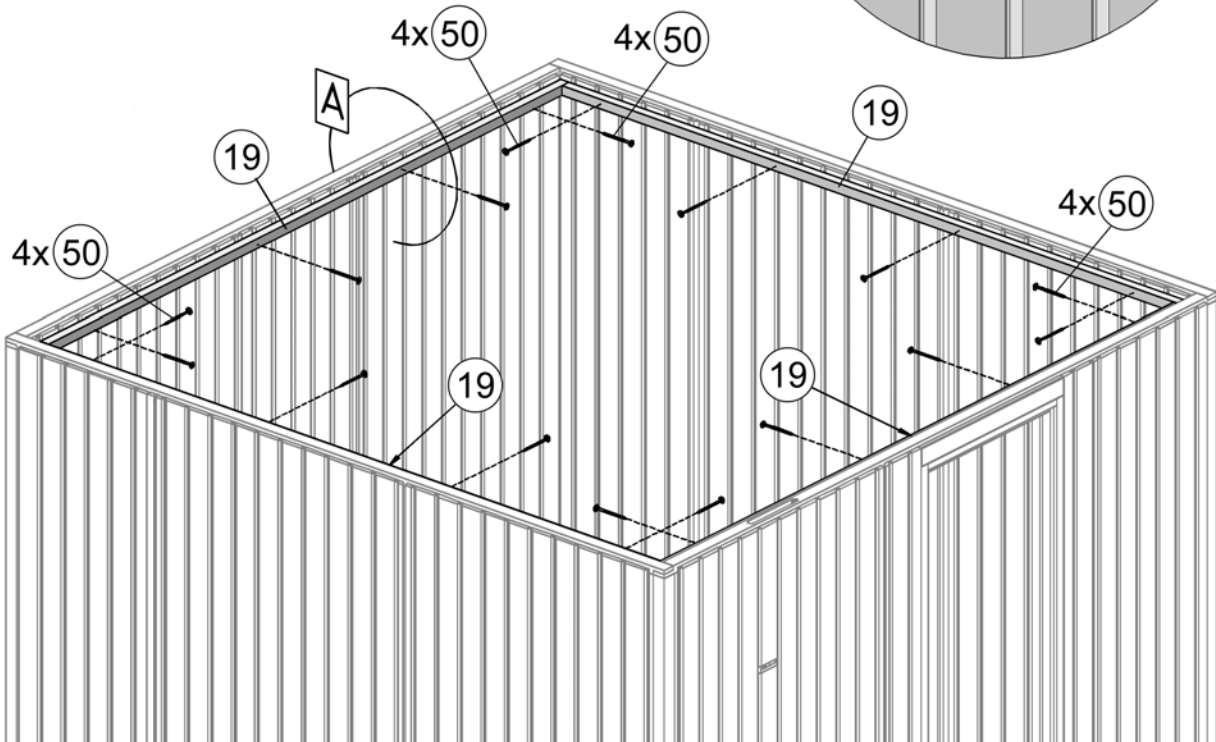
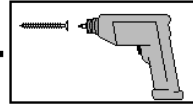


10

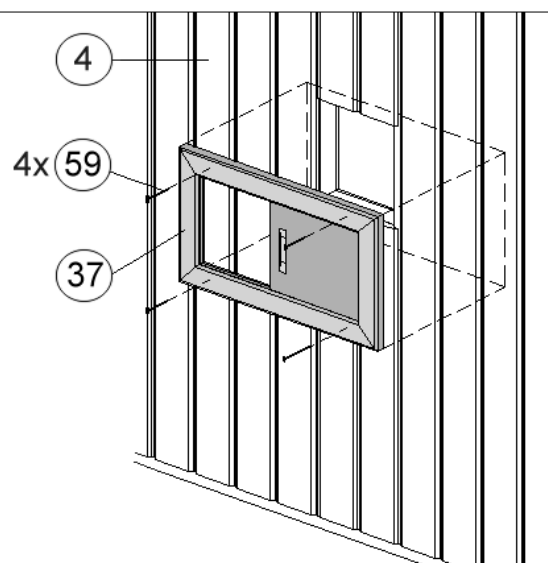


11**A**

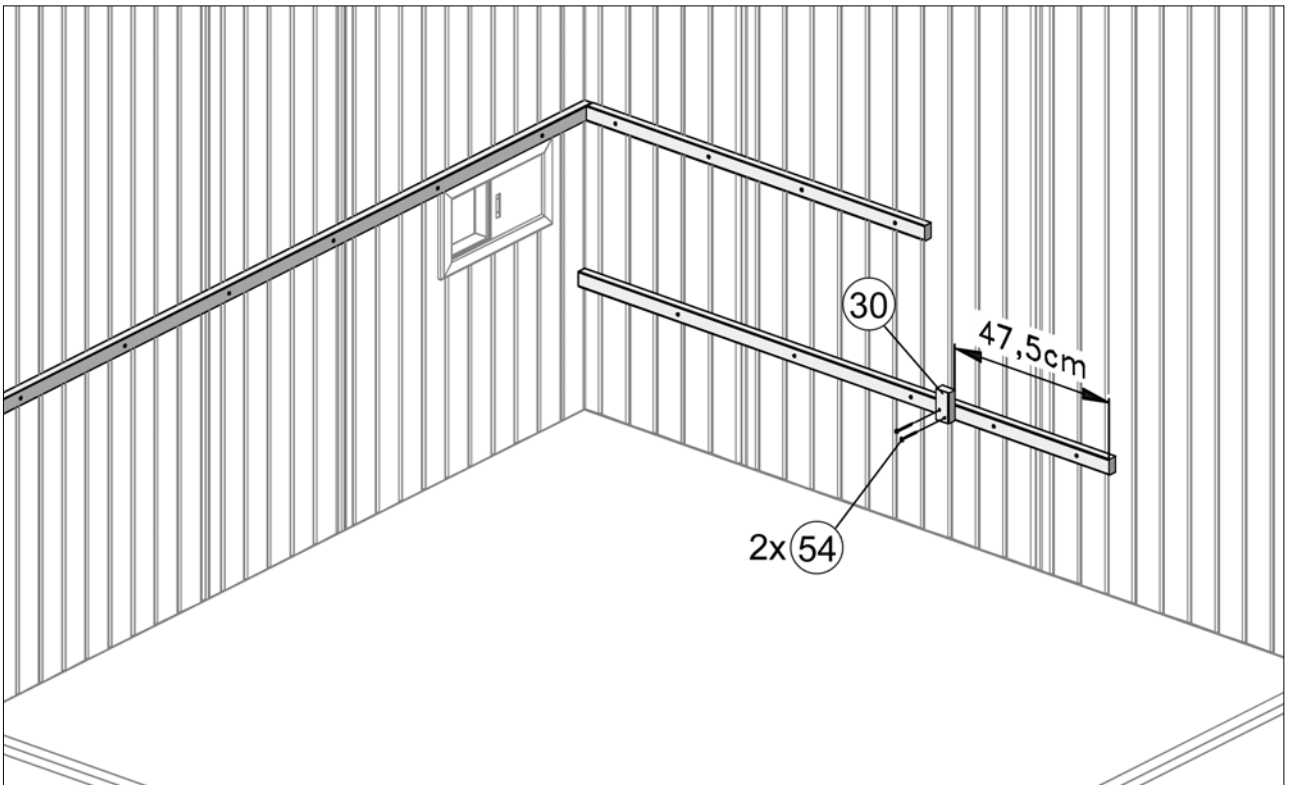
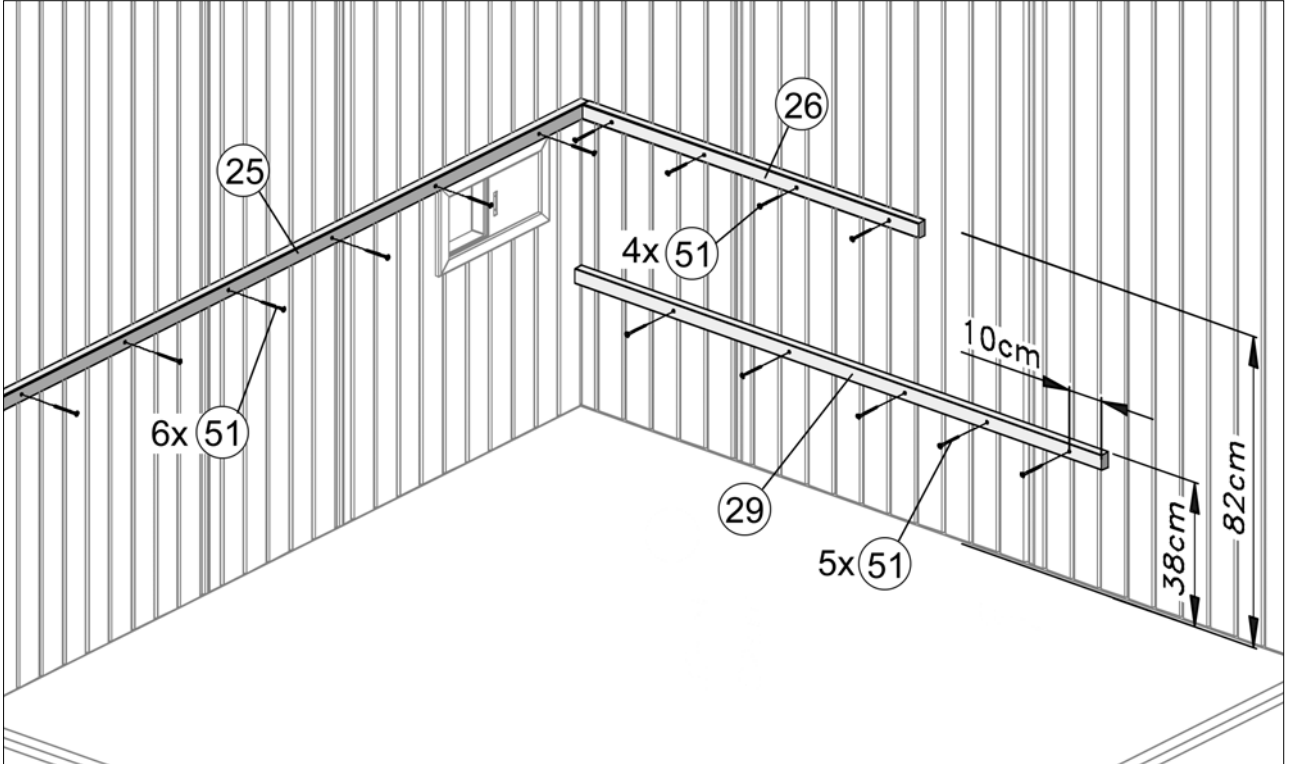
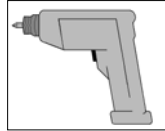
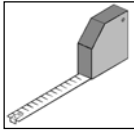
+

**12**

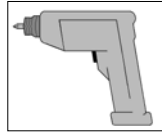
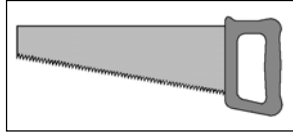
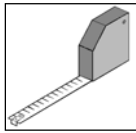
D	innen
GB	inside
F	intérieur
I	interno
E	interior
P	interior
H	belül
NL	binnen
HR	unutra
SLO	znotraj



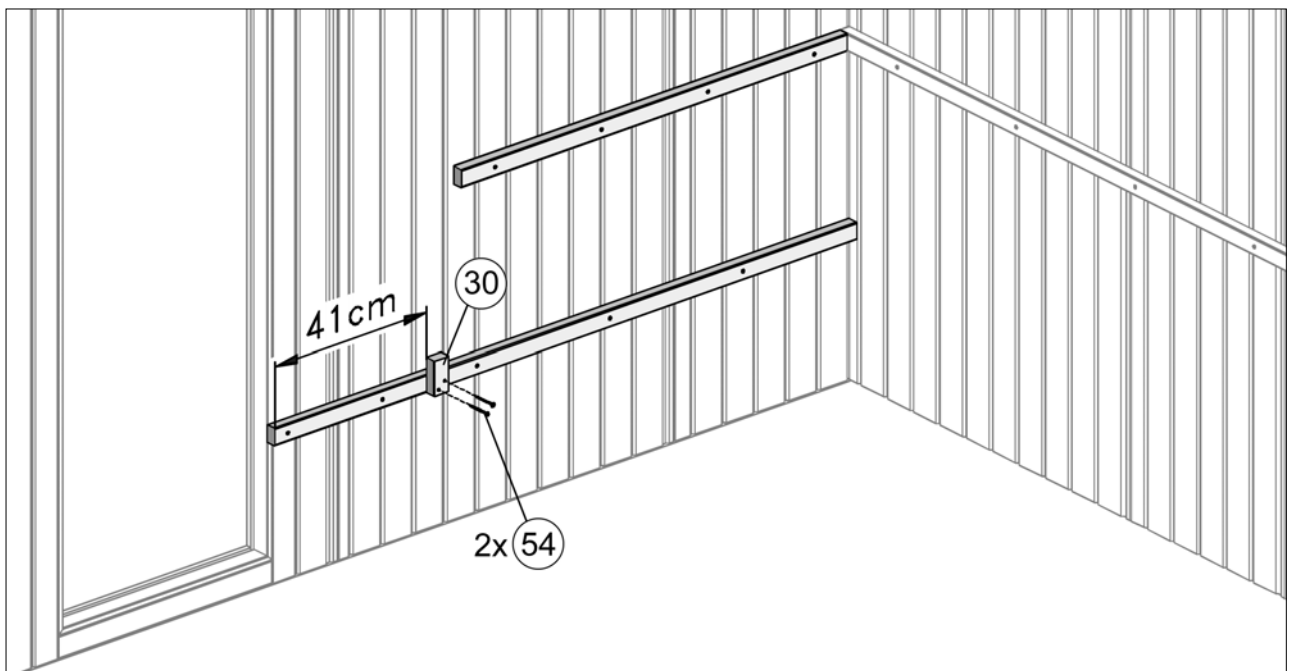
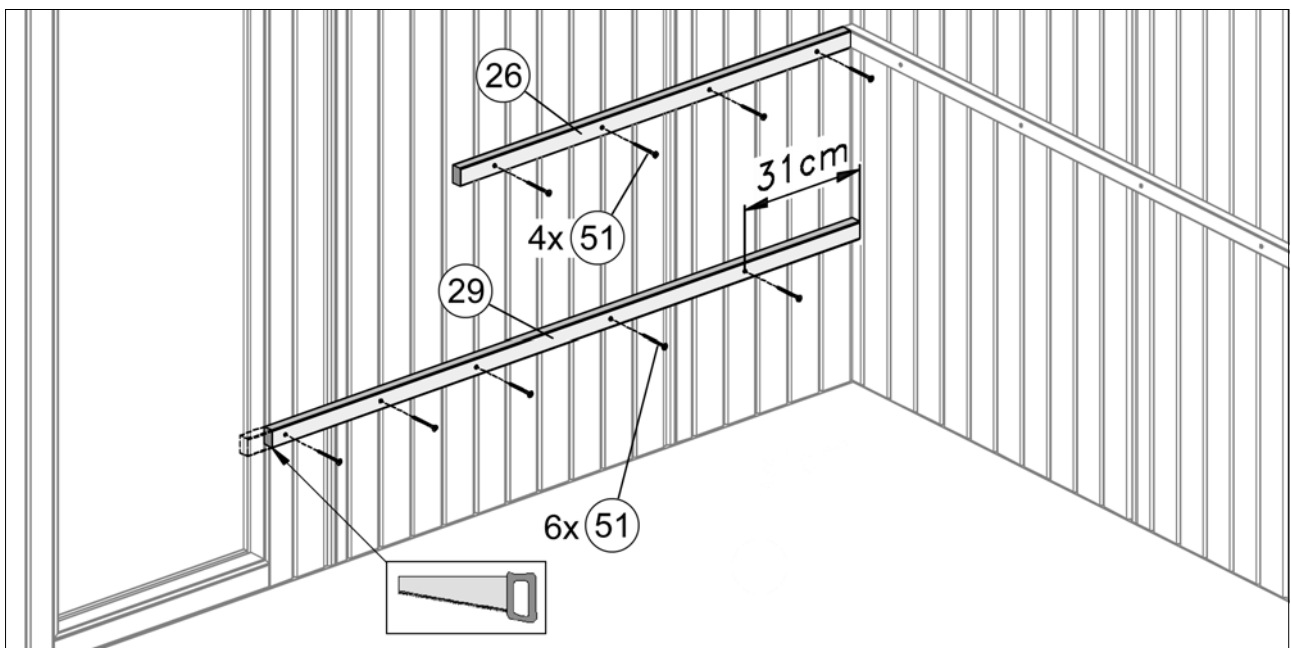
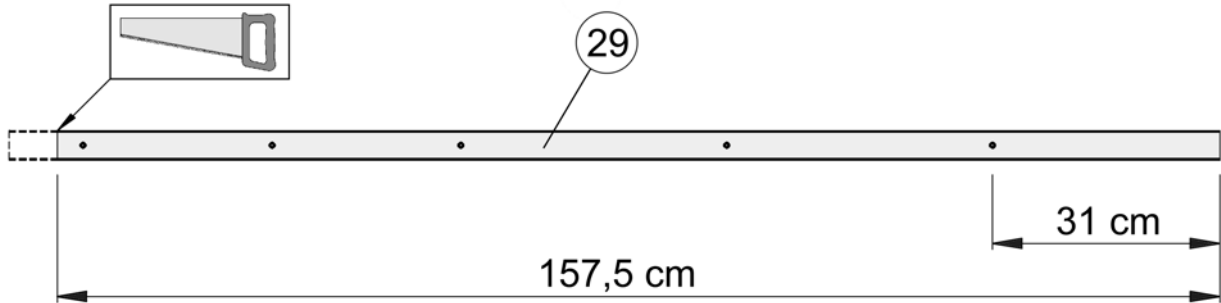
13

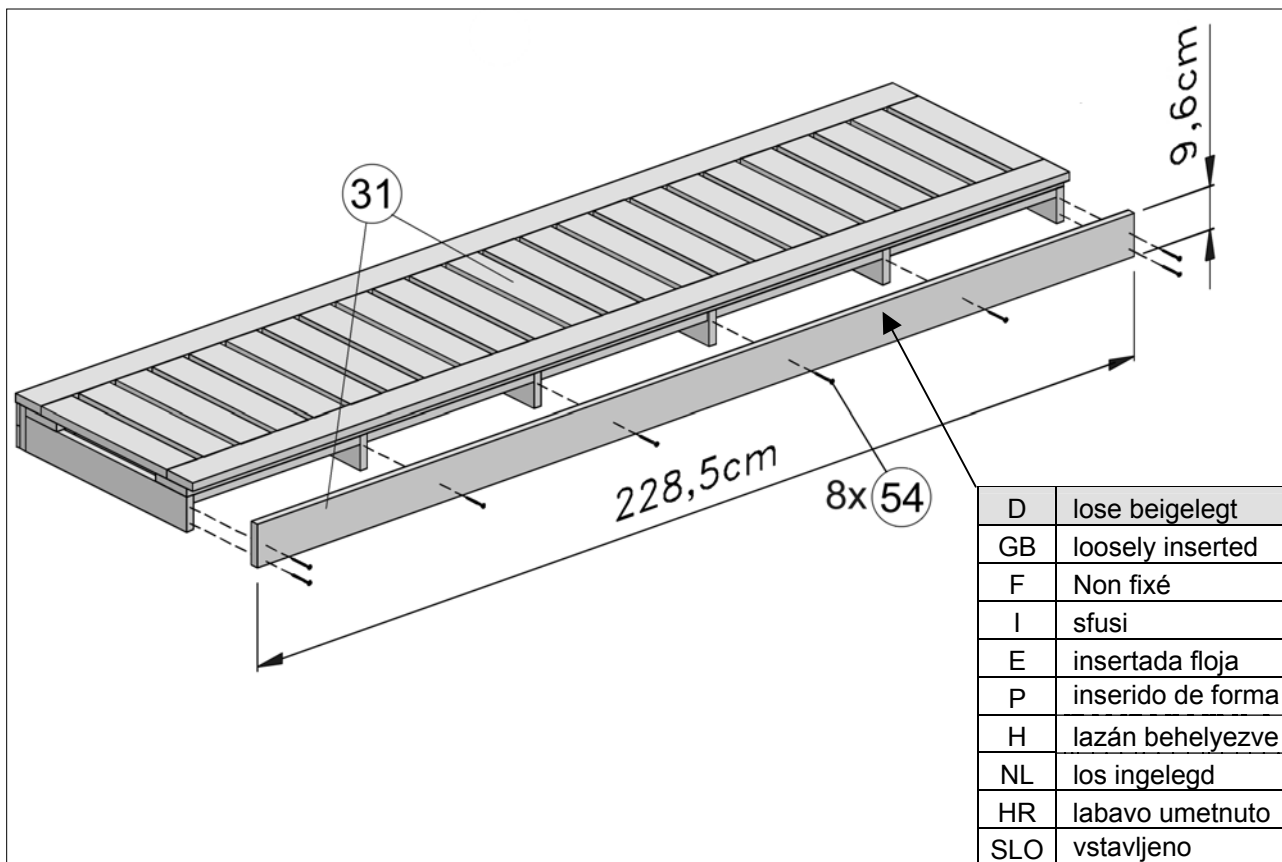
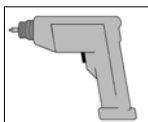
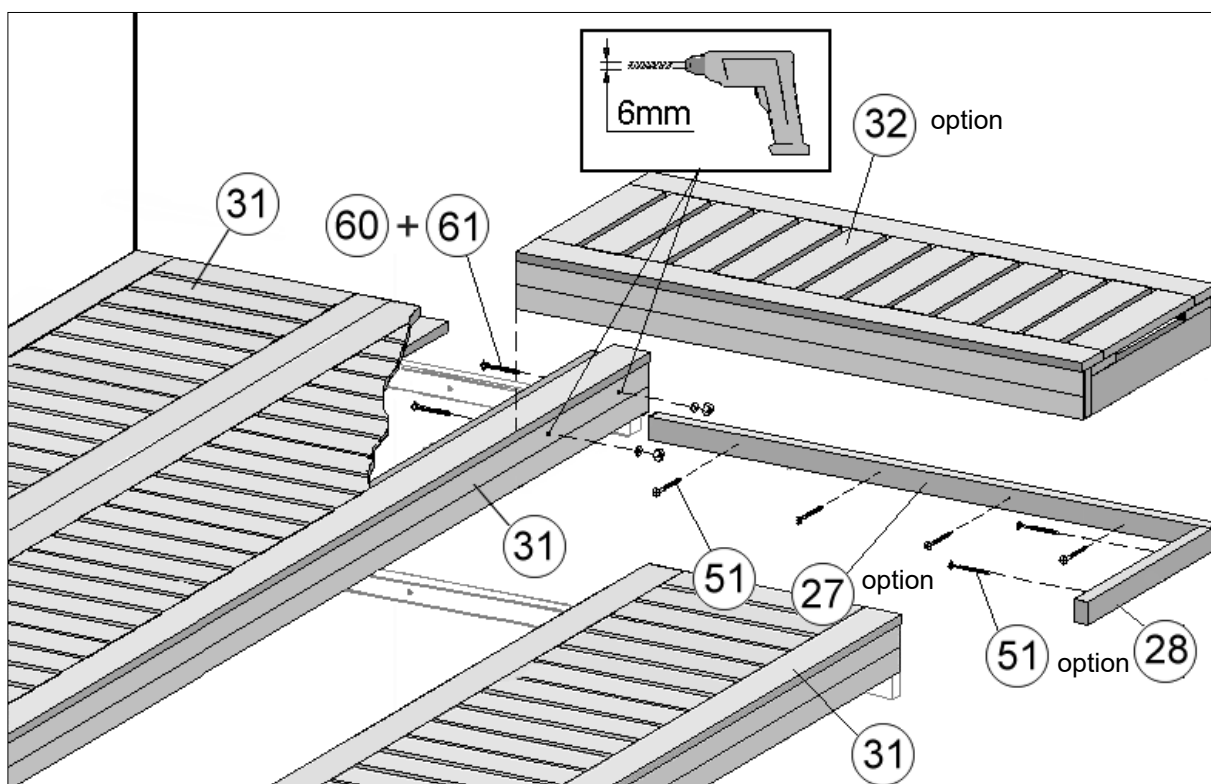
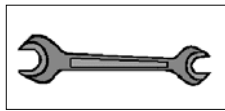
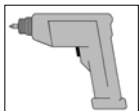
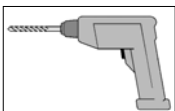


14

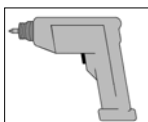


2525W1

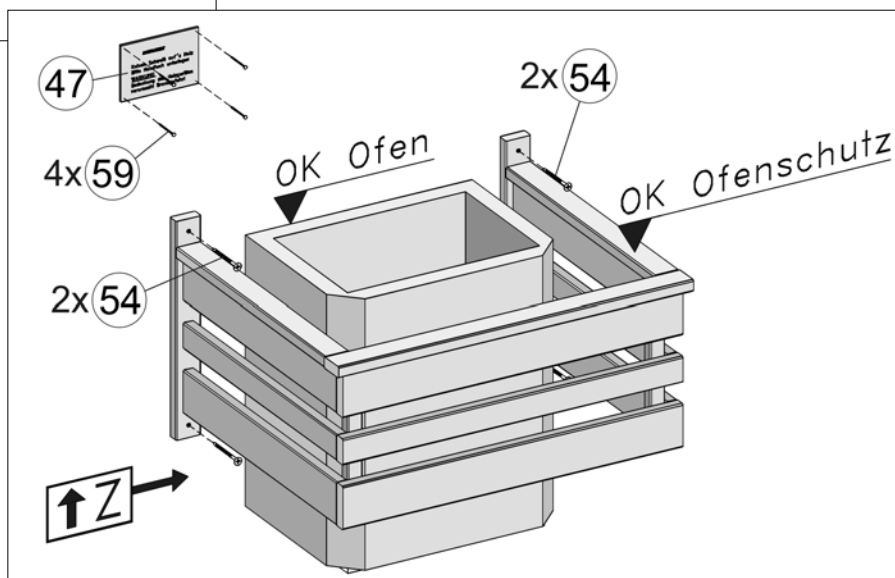
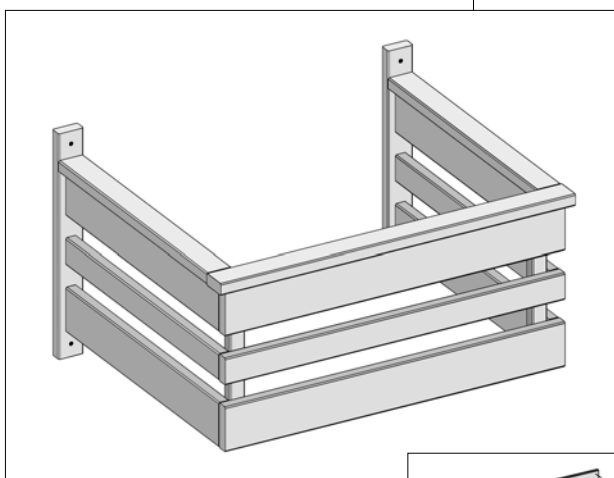
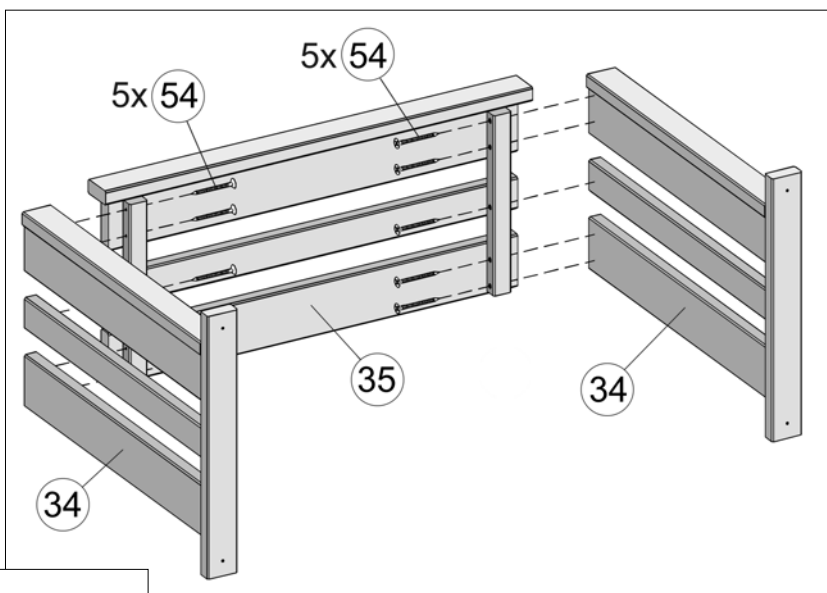


15**16**

17

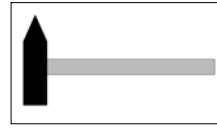
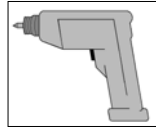
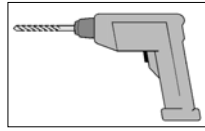
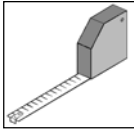


D	Ofenschutz
GB	Furnace protection
F	protection de poêle
I	protezione stufa
E	Protección estufa
P	Protecção do forno
H	kályhavédelem
NL	ovenbescherming
HR	Zaštita za peč
SLO	Zaščita peči

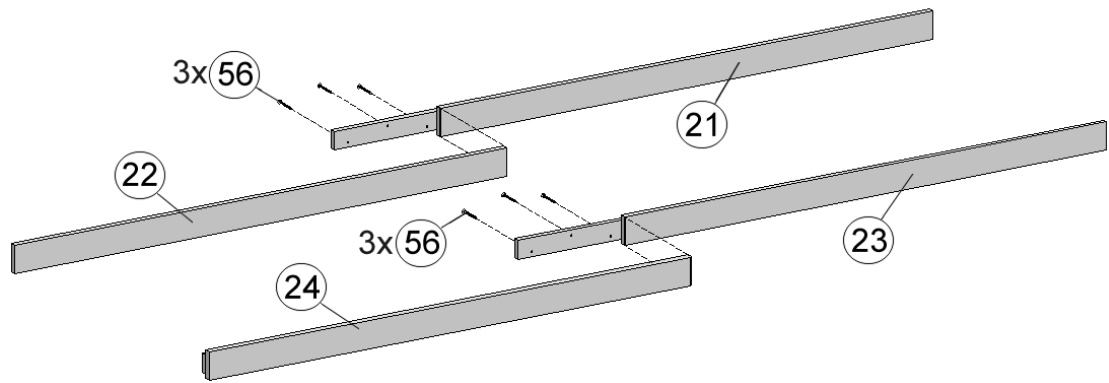


D	Oberkante Sauna-Ofen	=	Oberkante Ofenschutz
GB	Top edge Sauna furnace	=	Top edge Furnace protection
F	Bord supérieur poêle de sauna	=	Bord supérieur protection de poêle
I	Bordo superiore stufa per sauna	=	Bordo superiore protezione stufa
E	Canto superior Estufa de sauna	=	Canto superior Protección estufa
P	Rebordo superior Forno para sauna	=	Rebordo superior Protecção do forno
H	kályha felső éle	=	kályhavédő felső éle
NL	bovenkant oven	=	bovenkant ovenbescherming
HR	gornji rub peći	=	gornji rob zaščite peč
SLO	gornji rob peči	=	gornji rob zaščite peč

18

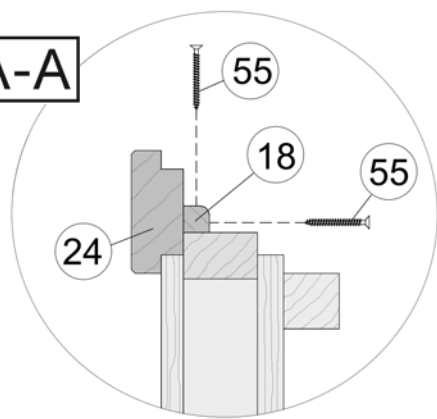


1.

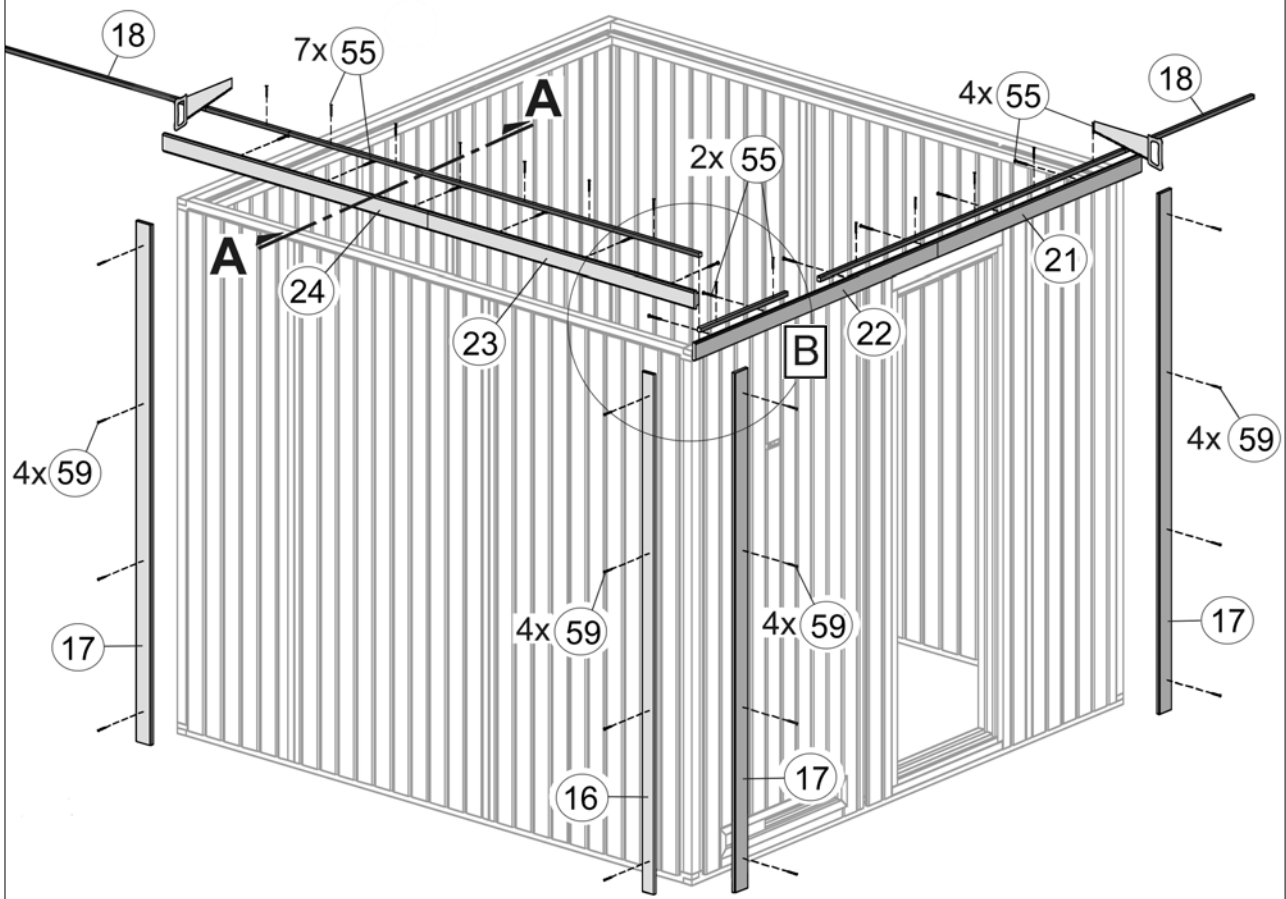
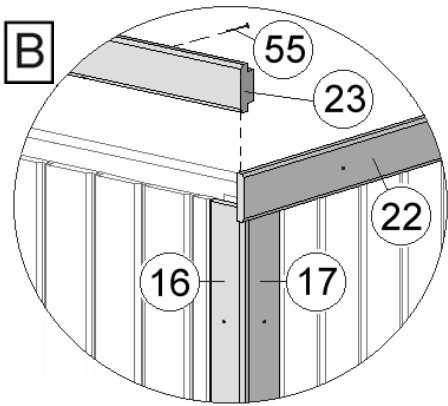


2.

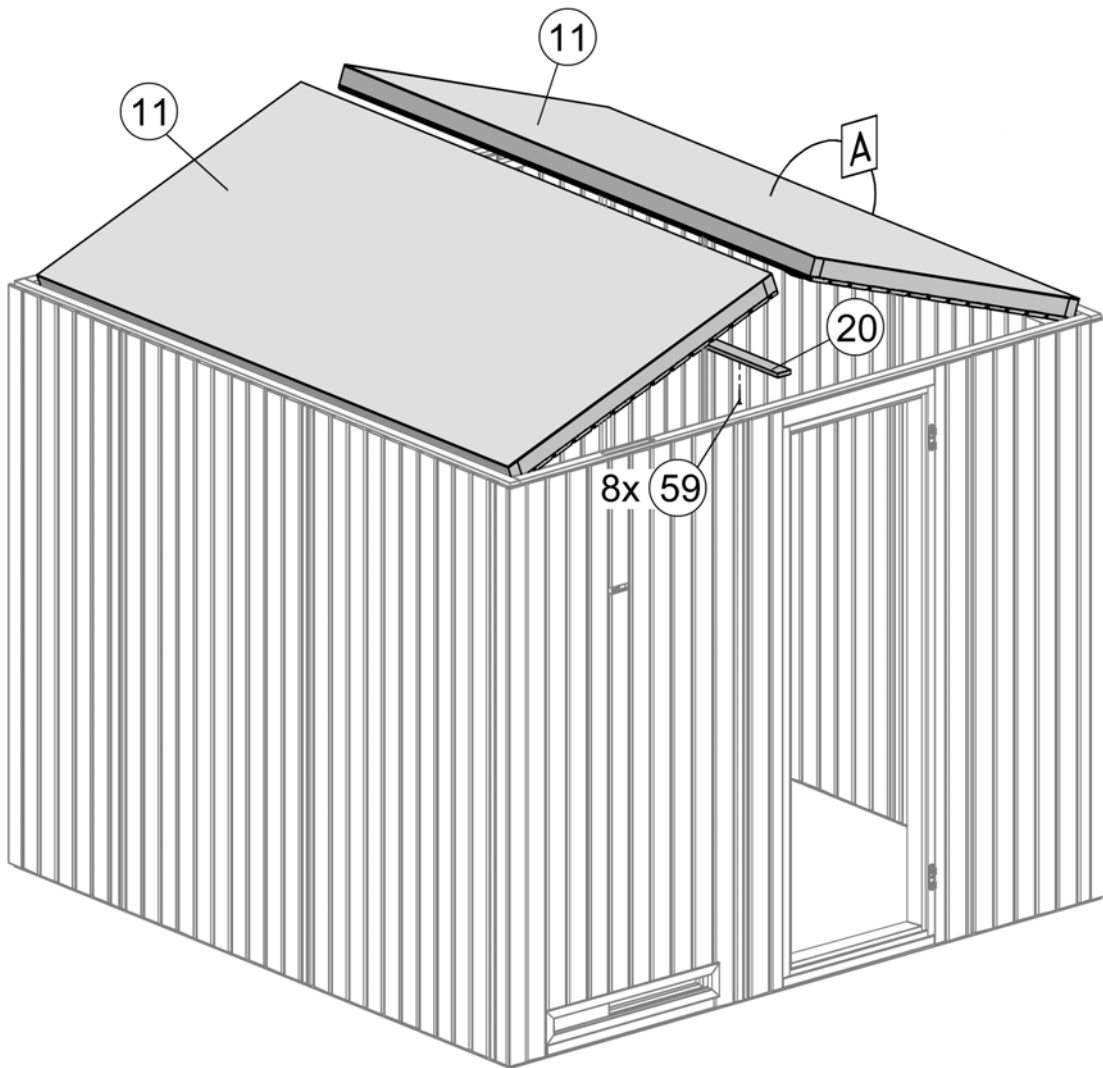
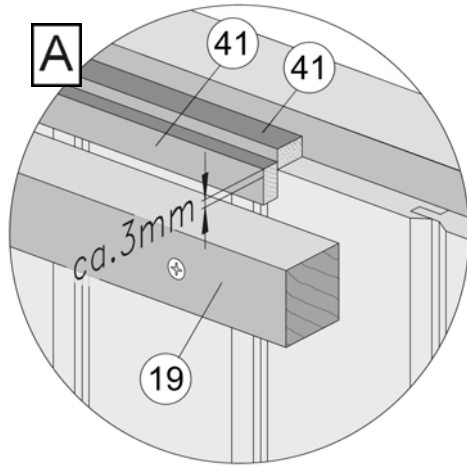
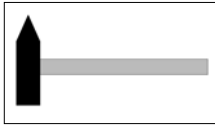
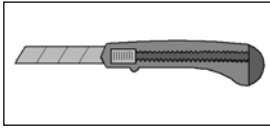
A-A



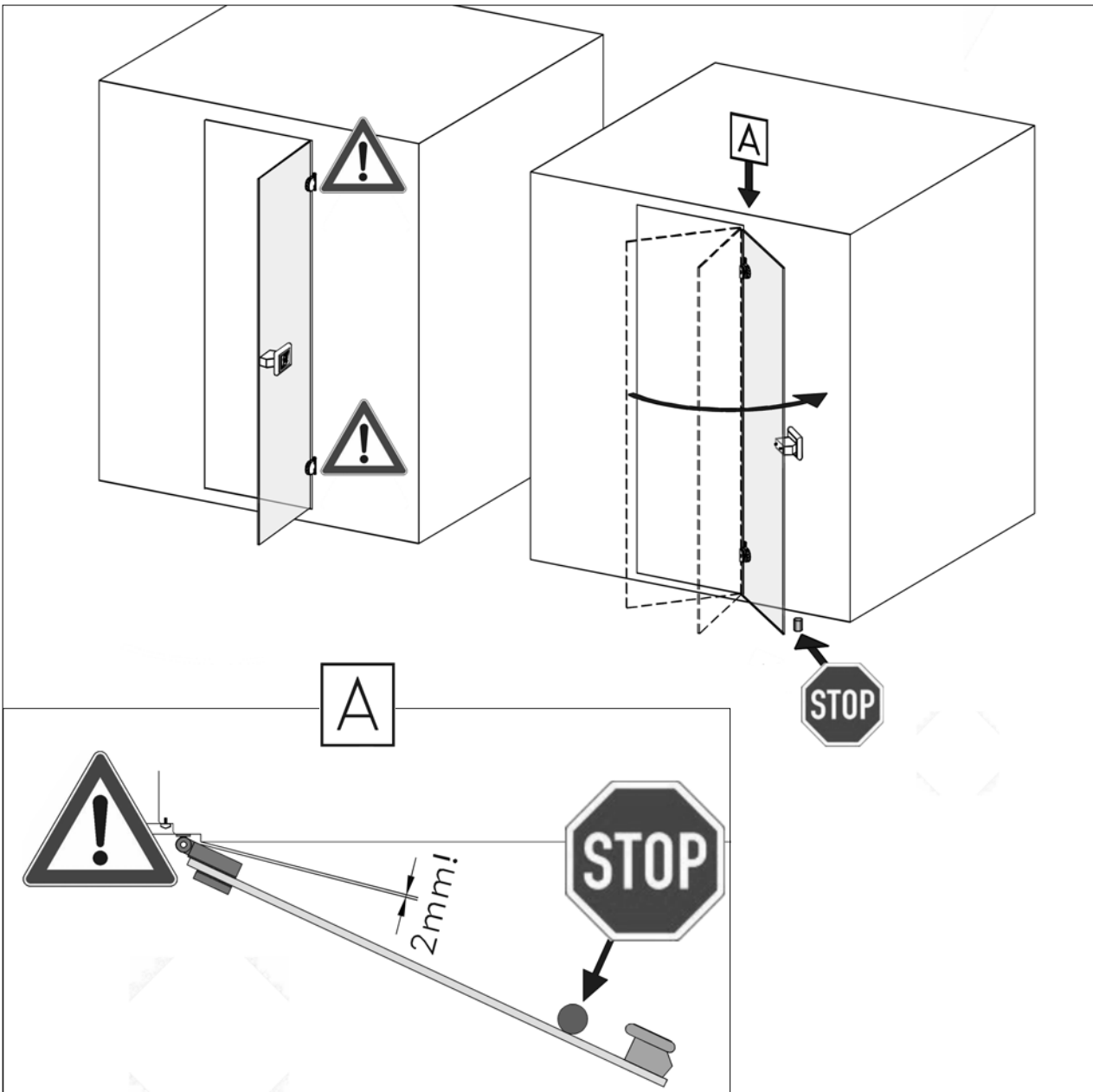
B



19



D	Türmontage
GB	Door assembly
F	montage de la porte
I	montaggio della porta
E	Montaje de puerta
P	Montagem da porta
H	ajtószerelés
NL	deurmontage
HR	montaža vratiju
SLO	montaža vrat



D	Stopper	- Nicht im Lieferumfang enthalten!	P	Batente	- Não incluído no volume de entrega!
GB	Stopper	- Not included in delivery	H	leállító	- A szállítmány nem tartalmazza!
F	arrêt	- Non compris dans la livraison !	NL	stop	- Niet inbegrepen bij de levering!
I	stopper	- Non compreso nella fornitura!	HR	zaustavljač	- Ne nalazi se u opsegu isporuke!
E	Detenedor	- ¡No incluido en el volumen de suministro!	SLO	stopar	- ni priloženo