

Second Hand Dance's *Sticky Dance for Sensory Groovers* at the Samuel Rehearsal Studio



Photo by Zoe Manders

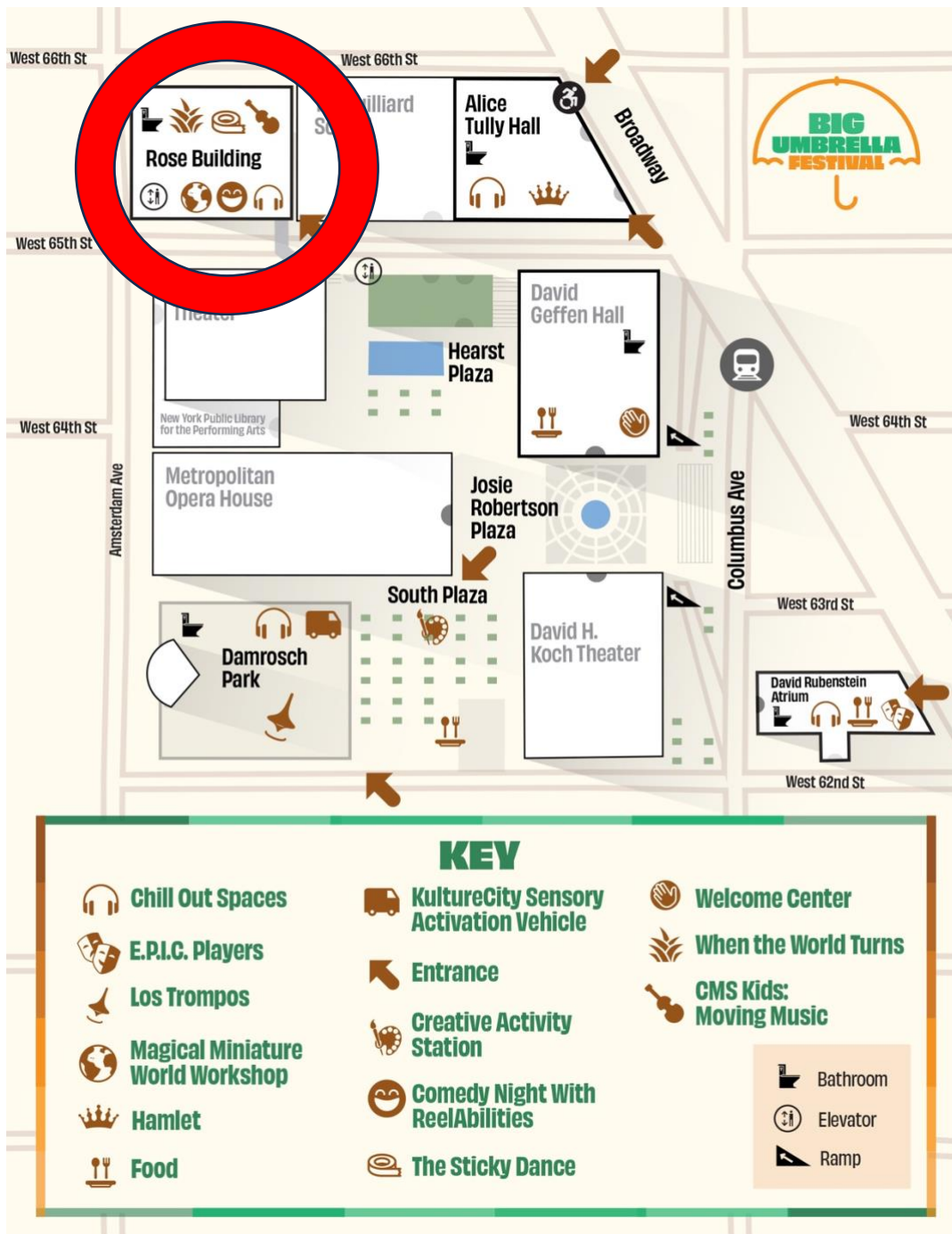
Second Hand Dance's *Sticky Dance for Sensory Groovers* is an interactive and colorful dance performance installation.

This performance features three dancers who will move through the audience weaving a tapestry of sticky tape. Audience members will be invited to tape, stick, and groove; to see and feel sound or to be still; to watch and listen.

This performance has a run time of approximately 1 hour and is recommended for neurodivergent children ages 3-7 and their families.

This performance is also part of our Relaxed Performance series, open to all and especially welcoming to people with autism and other sensory or communication disabilities.

Performance Venue: Samuel Rehearsal Studio



The Samuel Rehearsal Studio is in the Rose Building (circled in red) is located on the North side of West 65th Street between Broadway and Amsterdam Avenue. The address is 165 West 65th Street.

Getting to the Samuel Rehearsal Studio

BY SUBWAY: The Samuel Rehearsal Studio is a short distance from the **1** train at West 66th Street. It is a slightly longer distance from the **A, B, C, D** or **1** trains at 59th Street—Columbus Circle, accessible via elevator.



BY BUS: The **M5, M7, M10, M11, and M104** bus lines all stop within one block of the Samuel Rehearsal Studio.

Access-A-Ride: The recommended Access-A-Ride address for drop off closest to the main entrance is 165 West 65th Street (between Amsterdam Avenue and Broadway).

Parking:

Main Campus Parking (operated by ICON)

- Designated accessible parking spaces are located in the yellow section of the garage
- Entrance for Reserved Parking Section is on Amsterdam Avenue at 64th Street
- Parking permit and/or sticker must be displayed
- Advance reservations for parking include a \$5 service charge
- Height restrictions for vans apply

To reserve parking, call CenterCharge at 212-721-6500 or visit online at [LincolnCenterParking.org](https://lincolncenterparking.org).

Venue Access:

The Samuel B. and David Rose Building is accessible from West 65th Street by elevator, stairs, and escalator.



This is the entrance to the elevator on the street level. It is located near the northeast corner of 65th Street and Amsterdam Avenue.



This is the Rose Building staircase that reads "Rose" on the steps. It is located in the middle of West 65th Street, facing towards Columbus Avenue.



This is the base of the street-level escalators, located next to the elevator.

The entrance to the Samuel B. and David Rose Building has manual, revolving, and automatic door options.

Audience Entrance and Security Gate:

The Box Office for the Samuel Rehearsal Studio performances is located in the lobby of the Rose Building. Guests will be greeted by Lincoln Center staff and will be directed to enter through a security gate to reach the elevators.



To get to the Samuel Rehearsal Studio, guests can enter the Samuel B. and David Rose Building go past the security gate and use the elevators to get to the 7th floor.



Once the doors open on the 7th floor, guests will be in the lobby (pictured left). The entrance to the Samuel Rehearsal Studio is on your right.

Restrooms:

Men's and women's restrooms with one accessible stall each are located down the hall to the right across from the theater on the 7th Floor. Lincoln Center welcomes guests to use the restroom that most closely aligns with their gender identity or expression.



Food and Drink:

Light snacks are available for purchase on the 7th Floor lobby. Guests are welcome to bring outside food to eat in lobby. Guests are also welcome to bring bottled drinks with lids into the performance space.

There is a water fountain between the men and women's restrooms on the 7th floor. It is a bottle-friendly machine that has cups next to it for guests without a water bottle.

Performance Space



The Samuel Rehearsal Studio is a flexible performance space. For this performance, guests will be asked to take off their shoes and place them in taped off squares. Guests can wear their socks or put on booties.



Guests can sit on a floor mats or chair. There will be two dens in the space that have changing color lights.



There will also be square boxes that have speakers in them on the floor.

About the Show



Co-created by Rosie Heafford and Takeshi Matsumoto, Second Hand Dance's *The Sticky Dance for Sensory Groovers* is an interactive and colorful dance performance installation designed for neurodiverse children and their families. This is an interactive dance performance in Samuel Rehearsal Studio.

Performers will offer objects to touch. Guests are welcomed to accept or decline.

Sections of the show will loop throughout the performance time.
Guests can enter and leave during any section.



Visual Schedule

<p>1. First, A member of Second Hand Dance will begin dancing in a string costume. They will turn, jump, and shake in the costume.</p>	 A dancer wearing a costume made of many long, colorful strings (blue, yellow, red, green) is performing on a wooden floor. The strings are trailing behind them as they move.
<p>2. Then, I can join dancers in making sticky tape patterns on the floor. What patterns can I create?</p>	 A young child in a pink shirt and red skirt is standing on a wooden floor. They are surrounded by colorful sticky tape patterns (green, blue, yellow) that have been laid out on the floor.
<p>3. Then, I can glide and leap with the dancers.</p>	 Two dancers are performing on a wooden floor. One dancer is in a low, gliding pose, while the other is in a leaping pose, reaching up towards a colorful, abstract structure hanging from the ceiling.
<p>4. After dancing, there will be a time for rest. I will relax and listen to the space-like music as the lights get darker.</p>	 A close-up view of a colorful, abstract pattern that resembles a starry night sky or a nebula. The colors are primarily blue, purple, and red, with many small, bright points of light.

5. **Then**, I can stick the sticky tape around the dens or stretch the sticky tape long.



6. **Then**, I can move under, over or around the tape.



7. **After dancing**, there will be a time for rest. I will relax and listen to the space-like music as the lights get darker.



8. **Then**, three shiny dancers with lights will sparkle around the space. I will look at how they glisten.



9. Then, I will watch dancers move to the happy music. I can join and copy the dancer's movements.




10. Then, I will peel and roll up the tape into sticky tape balls.






11. Then, the tape collector will move slowly through the space. I can make balls of tape for her.



12. Finally, the lights will get darker, and the music becomes a lullaby. Everyone can rest before we begin again.



Second Hand Sticky Dance Dancers

	<p>Keir</p> <p>I am here to help you at The Sticky Dance.</p>
	<p>Niamh</p> <p>I play the music and make the lights change.</p>
	<p>Chloe, Paolo, and Andrei</p> <p>We are the 3 dancers in the show. We will dance around the space. Twirl, spin, jump.</p> <p>You can dance too, or you can watch, listen or play with the tape (don't get sticky stuck!</p>

These dancers will interact with me during the performance, or I can say “no thank you.”

Accommodations:

The venue is on an **accessible route**.

Assistive listening devices with headsets and neck loops available to borrow from lobby.

A **Chill Out Space** is located in the classroom, just past the restrooms on the left side of the hallway.

Guests are welcome to take a break during the performance and return when ready. **Noise-reducing headphones, earplugs, fidgets, and other sensory items** are available to borrow from lobby.

Access Concierge Service: Access Reps, trained to support guests with disabilities, are available to provide 1:1 support for individual guests and their party. Access Concierge Services **must be scheduled in advance**. For further information, guests can email questexperience@lincolncenter.org or call [212 875 5456](tel:2128755456).


Guests can request additional accommodations by contacting access@lincolncenter.org or 212 875 5375.



What to expect at a Relaxed Performance:

- Guests are able to enter and leave the audience space throughout the event, as needed
- Guests can vocalize or move throughout audience space
- Fellow audience members are asked to create a no “shushing” zone
- House lights adjusted so that venue is never fully dark
- Attention to bright lights, loud noises, and surprise sensory elements, described in advance
- Chill Out Space for guests to take a break and rejoin performance when ready
- Visual guide, with clear instructions, shared before event
- Noise-reducing headphones and fidgets available to borrow
- Staff members and artists are trained in access and inclusion best practices

Chill Out Space



A **Chill Out Space** is located in the classroom, just past the restrooms on the left side of the hallway.

Guests are welcome to take a break during the performance and return when ready. **Noise-reducing headphones, earplugs, fidgets, and other sensory items** are available to borrow from the chill out space and the lobby.

While You Wait: Big Umbrella Festival Activations

Guests who arrive early can explore the public areas on campus while they wait. Big Umbrella Festival Activations are available April 4-6, 9-13 and 16-20 from 11am-6pm in Damrosch Park.

Los Trompos, an interactive installation featuring eight larger-than-life, three-dimensional spinning tops in a variety of colors and shapes.



The Creative Activity Station, led by Lincoln Center's education team and teaching artists.



KultureCity Sensory Activation Vehicle, designed for guests to take a sensory break.



Josie Robertson Plaza features a large fountain and spectacular views of Lincoln Center.



David Geffen Hall's lobby is an indoor space with a coffee bar, restrooms, and seating.



Hearst Plaza is a wonderful area with green space and seating to enjoy the cityscape.



For more events during Big Umbrella Festival, visit [LincolnCenter.org/BigUmbrellaFestival](https://lincolncenter.org/bigumbrellafestival)