

# #CONCERTSFORKIDS

## Activity Guide

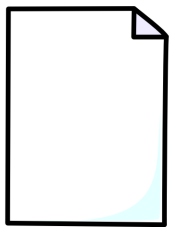


Photo by Edward Tadiello

## Falu

*Get ready to go on a musical journey with Falu. Here are some activities to listen and engage with her signature blend of modern and classical Indian styles.*

### Suggested Materials

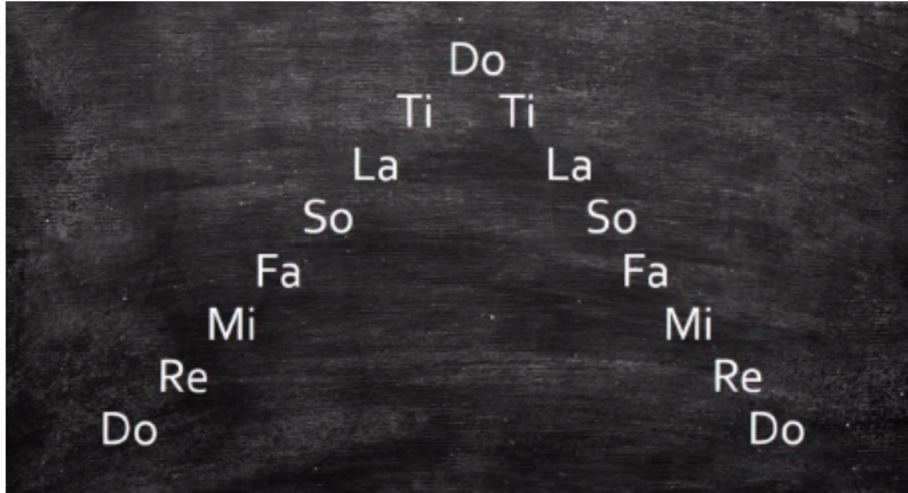


- Paper
- Pen, pencil, crayons, markers, colored pencils – any drawing utensil
- A computer, tablet or phone with internet access

## Warm Up

Listen to the major scale <https://youtu.be/vTJhpjIA0Fc>.

Now sing it on your own, “Do, re, me, fa, so, la, ti, do”.



This is called **Solfège**.


In Indian music, the Solfège syllables are “Sa, re, ga, ma, pa, dha, ni, sa”.

Try to sing the same notes but replace “Do, re, mi” with “Sa, re, ga”.


## Singing Lines

### STEP 1

With a paper and pencil, draw a point A and a point B on your page.



Imagine you are walking from point A to point B. How will you get there fastest? Draw a straight line connecting point A and point B.



### STEP 2

Imagine that your point A represents “Do” and your point B represents “Mi”.

How would you sing the line you just drew if you used your voice to get from “Do” to “Mi”? Let’s try it!



### STEP 3

Now go back to your paper and draw a different, less direct line from point A to point B.



Try to sing the new line you drew, starting with “Do” and ending with “Mi”. When the line goes up, try singing higher. When the line goes down, try singing lower.

Draw different lines and try to sing them. Maybe your line is squiggly, or sharp, or even dotted! How does that sound when you sing it?

## Rhythm Cycle

### STEP 1

Count to 16 out loud. Try to do it slowly and keep a steady pace. Ready?

1-2-3-4-5-6-7-8-9-10-11-12-13-14-15-16




### STEP 2

Now, clap your hands at the same time you say “one”, “five”, and “thirteen”.

Let's do it one more time! This time, we'll add a wave with one hand when you say “nine”.

This is the **Teentaal** rhythm cycle.

If you want to add in the words to the cycle, here is a handy chart! Try it out!

<b>1</b> Dha 	<b>2</b> Dhin	<b>3</b> Dhin	<b>4</b> Dha	<b>5</b> Dha 	<b>6</b> Dhin	<b>7</b> Dhin	<b>8</b> Dha
<b>9</b> Dha 	<b>10</b> Tin	<b>11</b> Tin	<b>12</b> Ta	<b>13</b> Ta 	<b>14</b> Dhin	<b>15</b> Dhin	<b>16</b> Dha

## Family Discussion Questions

How did thinking about your line drawings change the way you sang?

What other ways can you draw music or sounds?

What instruments did you see and hear in the concert?

What did you notice about the instruments? How did they work together?

What did you notice about Falu's voice?

What did you learn about Indian music?

What would you like to learn more about?