

## Skeleton Canoe at Lincoln Center



Photo by Jenn Udoni

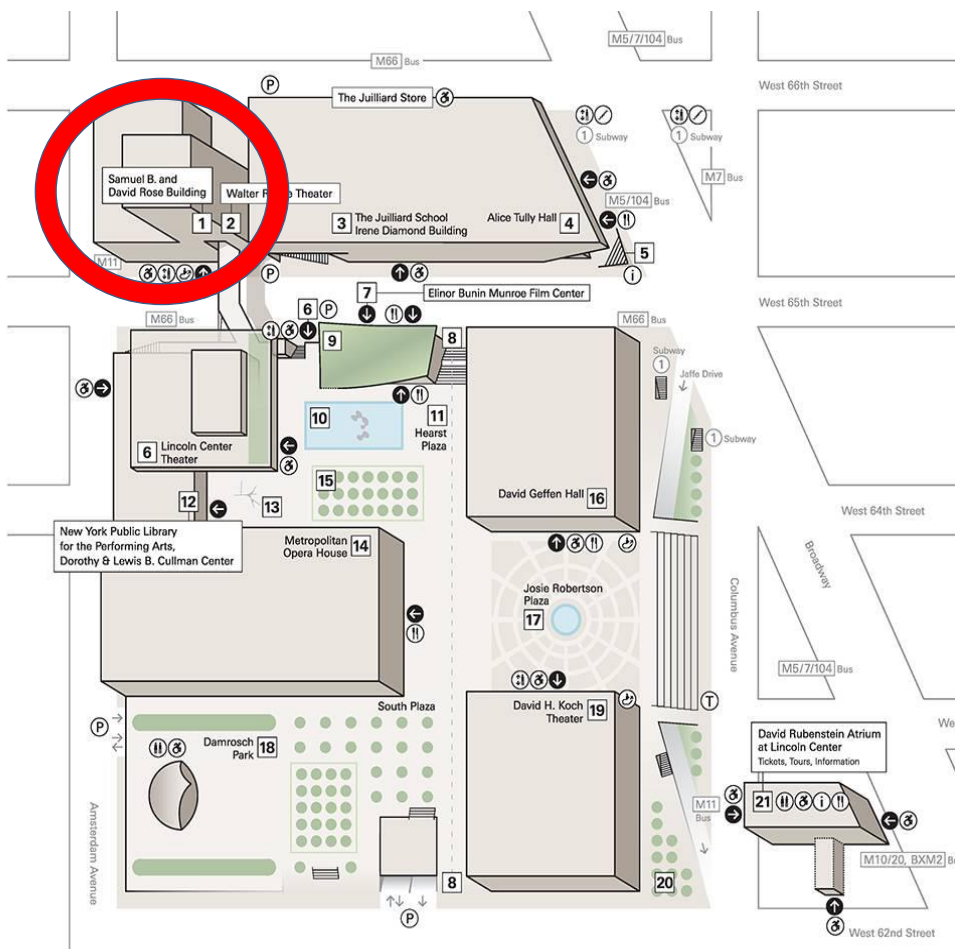
Written and performed Ty Defoe, **Skeleton Canoe** is the powerful story of an Indigenous youth on the search for truth, belonging, and self-understanding. Using puppetry, multimedia design, and traditional Anishinaabe lifeways, the characters discover unexpected friends and weather storms. **Skeleton Canoe** was created in collaboration with All My Relations Collective, who are dedicated to creating transformative experiences at the intersection of art, technology, and traditional Indigenous knowledge.

This performance runs for about one hour and is open to families, recommended for ages 5 and up. As part of our **Relaxed Performance series**, this performance is open to all and especially welcoming for people with autism, sensory and communication disorders or learning disabilities.

# Clark Studio Theater at Lincoln Center

The Clark Studio Theater is located at **165 West 65<sup>th</sup> Street** on the **7<sup>th</sup> floor** of the Samuel B. and David Rose Building. The entrance is one flight up from street level, accessible by stairs, elevator or escalator.

It is next to the Walter Reade Theater and the Irene Diamond Building of The Juilliard School and across the street from Lincoln Center Theater and the Elinor Bunin Monroe Film Center.



## Getting to the Clark Studio Theater

**BY SUBWAY:** The Clark Studio Theater is a short distance from the 1 train at West 66<sup>th</sup> Street. It is a slightly longer distance from the **A, B, C, D** or **1** trains at 59<sup>th</sup> Street—Columbus Circle. Both subway stations are accessible via elevator.



**BY BUS:** The **M5, M7, M10, M11, and M104** bus lines all stop within one block of the Clark Studio Theater.

**Access-A-Ride:** The recommended Access-A-Ride address for drop off closest to the main entrance is 165 West 65<sup>th</sup> Street (between Amsterdam Avenue and Broadway).

### Pick-Up/Drop-off:

North Side of West 65<sup>th</sup> Street Near Amsterdam Avenue



## Parking

Main Campus Parking (operated by ICON) is available beneath Lincoln Center's plaza. Advanced reservations are recommended.

- Entrance for the Reserved Parking Section is on Amsterdam Avenue at 64th Street.
- Designated accessible parking spaces are located in the yellow section of the garage.
- Parking permit and/or sticker must be displayed.
- Advance reservations include a \$5 service charge.
- Height restrictions for vans apply.

To reserve parking, call CenterCharge at 212-721-6500 or visit online at [LincolnCenterParking.org](https://www.lincolncenterparking.org).





## Accessible Entrance


The Samuel B. and David Rose Building is accessible from West 65<sup>th</sup> Street by elevator, stairs, and escalator.



The entrance to the elevator is on the street level. It is located near the northeast corner of 65th Street and Amsterdam Avenue.



The Rose Building staircase reads “Rose” on the steps. It is located in the middle of West 65<sup>th</sup> Street, facing towards Columbus Avenue.



The base of the street-level escalators is located next to the elevator.


## Audience Entrance and Security Gate:

The Box Office for the Clark Studio Theater is located in the lobby of the Rose Building. You will be greeted by Lincoln Center Staff and directed to enter through a security gate to reach the elevators.



You are invited to the 7<sup>th</sup> Floor lobby to **Artisan Marketplace**, where Indigenous vendors sell goods before and after the performance, until 8:30pm.

To get to the Clark Studio Theater, you can enter the Samuel B. and David Rose Building, go past the gate, and use the elevators to get to the 7<sup>th</sup> floor. Once the doors open on the 7<sup>th</sup> floor, you will be in the lobby (pictured below).



## Performance Space:

The Clark Studio Theater is a flexible black box theater. For this performance, chairs are set in rows on the floor and on risers, with accessible seat locations. You can also sit on a carpet if you prefer to sit on the floor.

You can enter the theater beginning 30 minutes before the performance begins. This performance is general admission, and you can sit anywhere with an open seat or on the carpet.



## Sensory Notes:

**Sounds:** Storm Monster Puppet can be loud.

The Kingfisher and Rainbow Trout songs are loud

**Lights:** After the Storm Monster, there is a sudden blackout that transitions into a slow moment with the only light coming from a flashlight.

There is a blackout at the end of the show.



## Character Guide:

### Nawbin

Anishinaabe youth, curious and hopeful, setting out on an adventure to find their purpose.



### Jimaan

Narrator, Birchbark canoe filled with joy, mischief, and knowledge



### Firefly

Lighthearted soul who guides the way, sending Nawbin off on the journey



### Kingfisher

Punk rock uncle who flies around sharing tweets



### Rainbow Trout

A fabulous Rainbow Trout who shares style, joy and brings the party. Big fan of water protectors.



### Turtle

Activist grandma, a knowledge keeper on medicine bundles and warns Nawbin about the storm creature monster.



### Storm Creature Monster

Inside, a storm of a person's emotions and outside a storm of trash.



## Restrooms:

Men's and women's restrooms with infant changing tables and one accessible stall each are located down the hall to the right across from the theater on the 7th Floor. Lincoln Center welcomes you to use the restroom that most closely aligns with their gender identity or expression, while the law requires gender binary signs.



## Accommodations

This venue has **accessible routes**, with **designated wheelchair and companion seating**



**FM assistive listening devices** with headsets and neck loops are available for all performances. Additionally, guests are welcome to bring their own headphones and standard jack headsets



**A chill out space** is located down the hall from the restrooms, to the left when exiting the theater. **Noise-reducing headphones, earplugs, fidgets, and other sensory items** are available to borrow from the box office and the chill out space.



**Access Concierge Service:** Access Reps, trained to support guests with disabilities, provide 1:1 support for individual guests and their party. **Must be scheduled in advance.** For further information contact 212 875 5456 or [guestexperience@lincolncenter.org](mailto:guestexperience@lincolncenter.org).



---

## What to Expect at a Relaxed Performance

- You are able to enter and leave the audience space throughout the event, as needed
- You can vocalize or move throughout audience space
- Fellow audience members are asked to create a no “shushing” zone
- House lights adjusted so that venue is never fully dark
- Attention to bright lights, loud noises, and surprise sensory elements, described in advance
- Chill Out Space for guests to take a break and rejoin performance when ready
- Visual guide, with clear instructions, shared before event
- Noise-reducing headphones and fidgets available to borrow
- Staff members and artists are trained in access and inclusion best practices

For more relaxed performances, visit [lincolncenter.org/relaxed](https://lincolncenter.org/relaxed).



## While You Wait

If you arrive early, you can explore the public areas on campus while you wait.

Located across the street at the southeast corner of David Geffen Hall, the **Welcome Center** is a place to receive information about programs and events across the campus, book tickets, and grab a coffee or light snack from The Coffee Bar throughout the day.



Hearst Plaza is a wonderful area with green space and seating to enjoy the cityscape.

