

the Boy & the Ball at Lincoln Center

Relaxed Performance Visual Guide



Relaxed Performance Show times:

Saturday, May 09 at 2:00 pm

Sunday, May 10 at 11:00 am

Sunday, May 10 at 2:00 pm

Where: Clark Studio Theater (Rose Building, 7th Floor)

Address: 165 W 65th St, New York, NY 10023

How long: Approximately 30 minutes

Recommended age: Age 3+

This visual guide helps you know what to expect when you come to the Boy & the Ball at Lincoln Center.

Table of Contents

Performance Guide	3
What is a Relaxed Performance?	3
About This Performance.....	5
Sensory Guide.....	6
Venue Guide	8
Getting to Lincoln Center/ Rose Building	8
When You Arrive	12
On the 7th Floor	14
Preparing to Enter.....	16
Before the Show – What You Can Do	20
Access Services & Accommodations	22
Feedback.....	24

Performance Guide

What is a Relaxed Performance?

At Lincoln Center, we believe the arts are for all.

Relaxed Performances are open to everyone, and especially welcoming to people with autism, sensory or communication disabilities, or learning disabilities.

The performance itself stays the same. We make small changes to the theater's social and sensory environment and expectations, so the space feels more comfortable and flexible.

Relaxed Performances can also be helpful for neurodivergent people, families with young children, and anyone who finds traditional theater rules do not work for their needs.

At this performance:

- You can **enter and leave** the theater during the show, if you need to.
- You can **move, make sound, and respond** to the performance in your own way.
- We ask everyone to help create a **no “shushing” zone**.
- The **house lights are kept on at a low level** so the space is never completely dark.

- If there are **bright lights, loud sounds, or surprising sensory moments**, we describe them in this visual guide. Please keep reading below.
- We share key reminders in the pre-show announcement.
- A **Chill Out Space with sensory support materials** is available if you need a break—you can return when you're ready.
- **Noise-reducing headphones** and **fidgets** will be available to borrow.
- Staff are trained in inclusive and accessible practice.

For more relaxed performances, visit lincolncenter.org/relaxed.

About This Performance


What is **the Boy & the Ball** about?



the Boy & the Ball is a nonverbal theater performance for young children and families.

A shy boy begins alone in a quiet world made of large tubes and cylinders. With the help of a ball, he explores, plays, and slowly makes a friend. The story follows him as he becomes more brave, joyful, and connected.

A description from the artists: “the Boy & the Ball is a story of how one friend can become many.”



Main Character in this show: **Stephen - The Boy**

Sensory Guide

If you need support with sensory moments, you can borrow noise-reducing headphones and fidgets in the lobby or take a break in the Chill Out Space.

Here are some sensory moments you can plan for:



Sound

- The sound varies between quiet and loud.
- In the middle of the performance, the performer gets his arm stuck in a cardboard tube. There are some loud sound effects during this moment.



Light & Visuals

- The stage is well-lit. The audience's seating area has low light.
- There will be moving lights in this show.
- In the middle of the performance, a light shines on the shoes of audience members in the front row.



Movement

- Performers will directly interact with audience members.



Emotional Content

- The show includes joy, playfulness, and adventure.
- It is also about relationships and belonging.



Audience Participation

- About three quarters of the way through the performance, children are invited to place tennis balls into a cardboard tube.

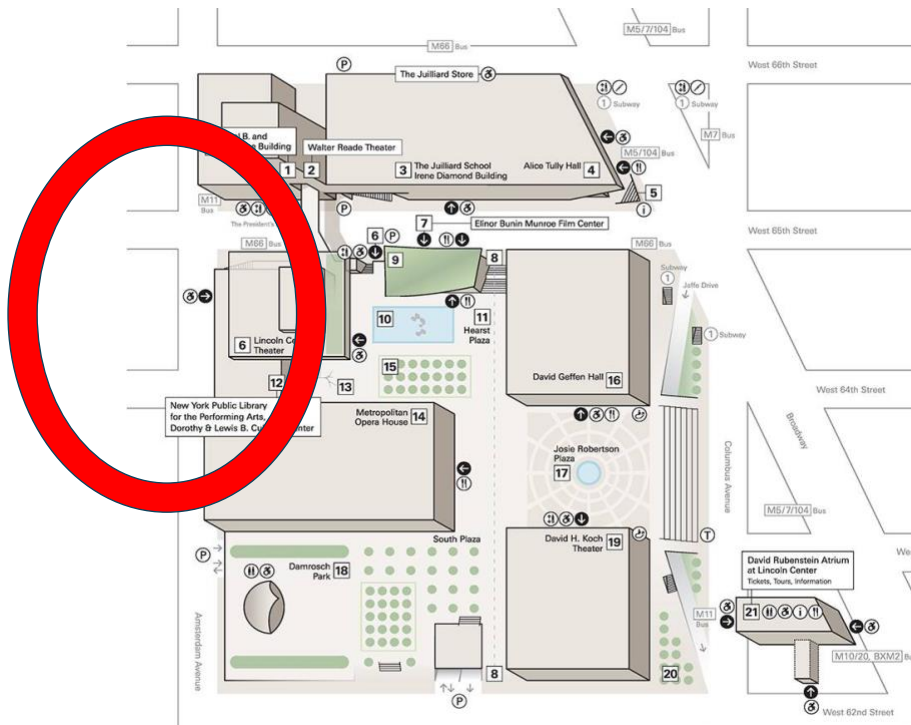
It is your choice to participate or stay seated and watch.

Venue Guide

Getting to Lincoln Center/ Rose Building

Address: Clark Studio Theater is on the **7th Floor** of the **Samuel B. & David Rose Building, 165 W 65th Street**, New York, NY.

It is next to the Walter Reade Theater and the Irene Diamond Building of The Juilliard School and across the street from Lincoln Center Theater and the Elinor Bunin Monroe Film Center.



By Subway

You can take **1 train** to **66 St–Lincoln Center** (with shorter distance)

You can also take **A / B / C / D / 1 trains** to **59 St–Columbus Circle** (with slightly longer distance)

Both subway stations are accessible via the elevator.



By Bus

You can take: **M5, M7, M10, M11, M20, M66, M104**. (within one block)

Access-A-Ride / Pick-up & Drop-off

Access-A-Ride drop-off and pick-up is at: **165 W 65th Street** (north side of the street, near Amsterdam Avenue).

Parking at Lincoln Center

Lincoln Center partners with Metropolis.

If you can, register before you arrive. You can add your payment information and license plate number on your phone (through this [link to the Metropolis website](#) or the Metropolis app.)

Or, when you arrive, scan a QR code in the garage to sign up.

When you enter, cameras scan your license plate. When you exit, payment is processed automatically.

Daily and monthly reservations are available to book online.



The 62nd Street entrance (between Columbus Ave and Amsterdam Ave) is best for southbound and westbound traffic. The entrance is mid-block on the north side of the street. It is open 24/7.

The Amsterdam Ave entrance (just past 62nd Street, near 63rd St) is best for northbound traffic. The entrance: about 100 feet on the right past 62nd St. It is open 6:00 am–midnight, daily.

Designated accessible spaces are in the Blue Section of the Plaza Garage. The recommended entrance is at 62nd Street for accessible parking.

Entering the building


You can reach the entrance of the Rose Building by **elevator, stairs, or escalator.**



The street-level elevator entrance is near the northeast corner of 65th St & Amsterdam Ave.



The stairs say “**Rose**” on the steps. It is in the middle block on West 65th Street, facing towards Columbus Avenue.



The escalators are next to the elevator.

When You Arrive



Once you come up from the street, you will see the **entrance** into the Rose Building.

Security Check



When you walk into the Rose Building, you will go through a **security check**.

You may need to wait in a short line.

Box Office

The box office table is just past the Security checkpoint.

If you need to **pick up tickets**, the Box Office staff can help you.

If you have questions, you can always ask the staff.

Go Up to the 7th Floor (Clark Studio Theater)

A staff member can help you find the **elevator** to the **7th floor**.

When you arrive on the 7th floor, you can take your time in the lobby.



On the 7th Floor

Restrooms


There are gendered **men's and women's restrooms** in the hallway across from the performance space.




Each restroom has an **infant changing table** and **one accessible stall**.

We welcome you to use the restroom that best aligns with your gender identity or expression.

Use the Chill Out Space



The Chill Out Space is on the 7th Floor, at the end of the hallway near the restrooms.



You can take a break and return when you're ready.

There will be no sound playing in the chill out space.



There are noise-reducing headphones, earplugs, fidgets and more sensory tools to borrow.

You can always ask staff for help at anytime.

Preparing to Enter

We recommend arriving at the Rose Building 30 minutes before the show begins.

Coats and Bags

There will be a place in the lobby where you can leave coats, bags, and other belongings before you enter the theater.

We encourage you to leave larger items there, especially if you plan to sit on the mats, so there is more space for everyone.

If you would rather keep your belongings with you, that is okay too.

Seating

The **Clark Studio Theater** is a black box theater. For this show, you can choose to sit on:

- **Riser seating:** Chairs further back from the performance space on elevated risers.
- A **mat area** on the floor directly in front of the performance space.
- You can sit anywhere with an open seat or on the mat.
- Accessible seating is available. If you need an accessible seat, an aisle seat, or help find a seat that works for you, please ask a staff member wearing red shirts to assist.

-
- Accessible seating locations and companion seats are marked with bands on the chairs.

The Performance Space

The performance space includes large cardboard tubes and balls.

At the start of the show, this area is mainly for the performers.

Please begin in the audience seating area.

If a performer offers you an object or invites you to join them, that is a clear invitation to step into the performance space and participate.

If you are not sure, you can always ask a Guest Experience Representative.

Who You'll Meet

During your visit, you may see:

Guest Experience staff wearing red shirts and khaki pants, with a black name badge on their chest.

They can help you with:

- Finding the theater, restrooms, or the Chill Out Space
- Finding a seat that works for you (including accessible seating)
- Borrowing sensory tools (headphones, fidgets, etc.)
- Taking a break and returning to your seat

Security staff wearing a dark blue uniform.



Before the Show – What You Can Do

- We recommend arriving at the Clark Studio Theater about 30 minutes before the show starts to have time to settle and use the bathroom.
- If you arrive earlier than 30 minutes before the show, you can explore some public spaces on campus.

Welcome Center at David Geffen Hall



A place to get information about programs, ask questions, book tickets, or get a coffee or light snack.

Hearst Plaza



An outdoor area with green space and seating where you can sit, relax, or have a quiet moment before the performance.

Staff can help you find these spaces if you are not sure where they are.

Access Services & Accommodations

At Lincoln Center, we offer several access services that may be helpful during your visit:

Accessible Routes and Seating

The venue is on an accessible route, has elevators, and designated wheelchair and companion seating.



Assistive Listening

FM assistive listening devices with headsets and neck loops are available for all performances.

You are also welcome to bring your own standard-jack headphones.



Chill Out Space

A Chill Out Space is available at 7th floor at the end of the hallway, near bathrooms.



Sensory Tools

We offer noise-reducing headphones, earplugs, and small fidgets. You can borrow them from staff.

Instant American Sign Language Interpretation

Convo Access, a free instant ASL interpretation service, is available on personal devices for short conversations by scanning QR codes on Guest Experience Representative lanyards.

Access Concierge Service

You can request 1:1 support from our Access Reps. To learn more or schedule this service in advance, contact: **212-875-5456** or guestexperience@lincolncenter.org.



You can always ask any staff member if you would like help finding these services.

Feedback

If you would like to share feedback about your experience, you can:

- Scan the QR code
- Fill out the survey at <https://forms.office.com/r/EESB5719dC>
- Talk with a staff member if you would like help sharing feedback.

Your comments help us improve future Relaxed Performances and visual guides.

