


Come & Sing

Gospel with Allen René Louis and Joseph Joubert **at Lincoln Center Theater**



Relaxed Performance Visual Guide

Show time: 11:00am

Where: Lincoln Center Theater Lobby

Address: 150 West 65th Street, through glass elevator to the Plaza or concourse entrance

How long: 90 minutes, no intermission

Recommended age: All ages welcome

This visual guide helps you know what to expect when you come to **Come & Sing** at Lincoln Center.

What is a Relaxed Performance?

Relaxed Performances are open to everyone, and especially welcoming to people with autism, sensory or communication disabilities, or learning disabilities.

The performance itself stays the same. We make small changes to the theater's social and sensory environment and expectations, so the space feels more comfortable and flexible.

Relaxed Performances can also be helpful for neurodivergent people, families with young children, and anyone who finds traditional theater rules do not work for their needs.

At this event:

- You can enter and leave the theater during the show, if you need to.
- You can move, make sound, and respond to the performance in your own way.
- We ask everyone to help create a no “shushing” zone.
- If there are bright lights, loud sounds, or surprising sensory moments, we describe them in this visual guide. Please keep reading below. We also share key reminders in the pre-show announcement.
- A Chill Out Space with sensory support materials is available if you need a break—you can return when you're ready.

-
- Noise-reducing headphones and fidgets will be available to borrow.
 - Staff are trained in inclusive and accessible practice.

For more relaxed performances, visit lincolncenter.org/relaxed.

About This Event

What is **Come & Sing**?

Participate in this public community choir, curated by Lincoln Center Visionary Artist Jeanine Tesori. Renowned arranger, composer, and creative director Allen René Louis, Artistic Director of Broadway Inspirational Voices. Louis will be joined by celebrated pianist Joseph Joubert for a morning of music centering the Gospel tradition. You will sing songs by Donald Lawrence, Richard Smallwood and Walter Hawkins, and more.

Allen René Louis will lead you and your fellow participants in singing together. You will receive song lyrics in standard and large print format to guide you while singing.



At the end of the event, you will be invited to go outdoors to continue to sing together. Experience the joy and connection of singing together!



Sensory Guide

If you need support with sensory moments, you can borrow noise-reducing headphones and fidgets in the lobby or take a break in the Chill Out Space.

Here are some sensory moments you can plan for:



Sound: You are encouraged to sing along with guitar. The volume may be high.



Light: Lobby has wall of windows, with bright, natural sunlight.



Movement: You are welcome to sit in chairs, stand or move while participating. It may be crowded, so take care as you move.



Emotional content: Gospel music, celebrating harmony and community, that is uplifting and joyous

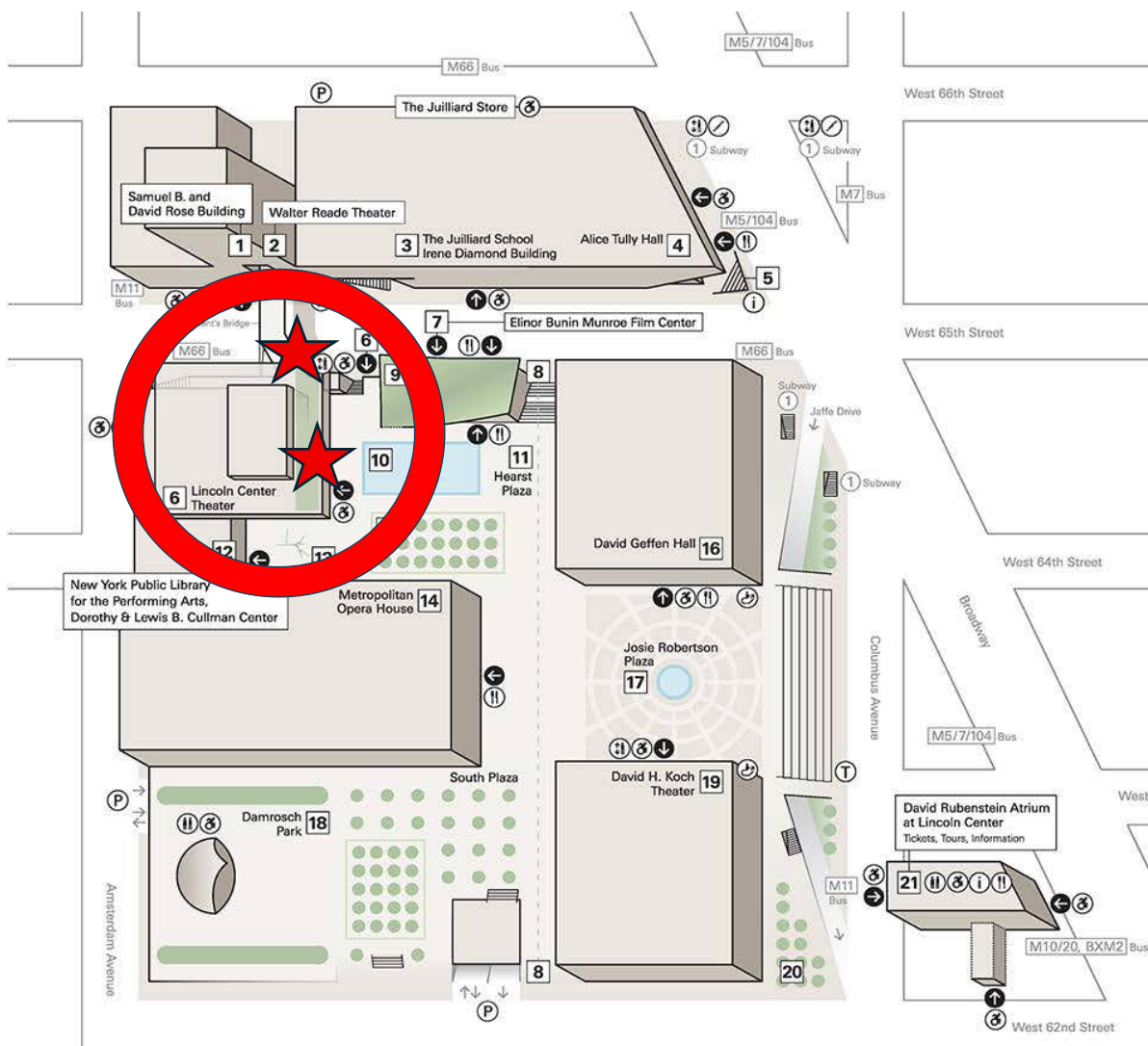


Audience participation: You will be encouraged to sing along. If you would rather observe, you're welcome to do that, too.

Getting to Lincoln Center Theater

Address: Lincoln Center Theater Lobby, 150 W 65th Street, New York, NY.

The entrance to Lincoln Center Theater is either at the Plaza level, with limited accessible seating on the upper tier, or through the Concourse at street level, via a lift and 5-8 minute path.



By Subway

- You can take **1 train** to **66 St–Lincoln Center** (with shorter distance)
- You can also take **A / B / C / D / 1 trains** to **59 St–Columbus Circle** (with slightly longer distance)
- Both subway stations are accessible via the elevator.



By Bus

You can take: **M5, M7, M10, M11, M20, M66, M104**. (within one block of the Clark Studio Theater.)

Access-A-Ride / drop-off

Access-A-Ride drop-off and pick-up is at: **150 W 65th Street** (south side of the street, halfway between Broadway and Amsterdam Avenue).

Parking

Lincoln Center partners with Metropolis.

- If you can, register before you arrive. You can add your payment information and license plate number on your phone ([link to Metropolis app](#)).
- Or, when you arrive, scan a QR code in the garage to sign up.
- When you enter, cameras scan your license plate. When you exit, payment is processed automatically.
- Daily and monthly reservations are available to book online.
- The 62nd Street (between Columbus Ave and Amsterdam Ave) is best for southbound and westbound traffic. The entrance is mid-block on the right. It is open 24/7.
- The Amsterdam Ave (just past 62nd Street, near 63rd St) is best for northbound traffic. The entrance: about 100 feet on the right past 62nd St. It opens 6:00 am–midnight, daily.
- Designated accessible spaces are in the Blue Section of the Plaza Garage. The recommended entrance is at 64th Street for accessible parking.



Entering Lincoln Center Theater


You can enter the theater one of two ways: on the plaza level, one flight up from street level, between West 64th and West 65th Streets, and Amsterdam and Columbus Avenues, or through the concourse at 150 West 65th Street.

Both entrances have accessible seat locations, however only the concourse level entrance has accessible routes to the restrooms or chill out space.

The plaza entrance is accessible by elevator or stairs from the south side of West 65th Street.



At the Plaza level, near Hearst Plaza, guests will pass through touchless security entrance and either find a seat on that level or take one flight of stairs to the lobby for seating.



The concourse entrance is located on West 65th Street, between Amsterdam Avenue and Broadway, under the Lincoln Center Theater marquee.



Enter through the glass doors in front of the large, curved mural, and use the wheelchair lift on the left.



The Beaumont lobby and orchestra level are accessible by ramp and located to the right of the box office.



When You Arrive

The venue opens **30 minutes before the show starts**. Once the house is open, you can go into the performance space.

A guest experience team member will check you in, ask you to fill out an optional photo release form, and orient you to the seating area.

In the Lobby:

Before the event begins, you can:

Stop at the access table to borrow:

- assistive listening devices
- large print copies of the lyrics sheet
- noise reducing headphones, fidgets and other sensory tools

Use the **restroom**:

- Gendered restrooms with accessible stalls are in the lobby. The accessible route is from the concourse level to the lower lobby.

Use the Chill Out Space:



The Chill Out Space is in the lounge on the lower lobby.

You can take a break and return when you're ready.

We have noise-reducing headphones, earplugs, fidgets

You can always ask staff for help anytime.

Seating

The Lincoln Center Theater Lobby is a large, open space with a wall of windows facing Hearst Plaza. For this show, you can choose to sit on:

- Chairs set in either the lower lobby or plaza-level landing overlooking the performers below.
- Accessible seat locations are available in both areas and marked with bands on the chairs.
- You can sit anywhere with an open seat.
- Please note that there is limited seating, but standing room is also available.

Who You'll Meet

During your visit, you may see:

Guest Experience staff wearing red shirts and khaki pants, with a black name badge on their chest.

They can help you with:

- Finding the theater, restrooms, or the Chill Out Space
- Finding a seat that works for you (including accessible seating)
- Borrowing sensory tools (headphones, fidgets, etc.)
- Taking a break and returning to your seat

Security staff wearing a dark blue uniform.



Before / During / After the Show – What You Can Do

Before the show

- We recommend arriving at the Lincoln Center Theater about 30 minutes before the show starts (when the venue opens).
- Once the house is open, you can enter the theater and find a seat that works best for you.
- If you arrive earlier than 30 minutes before the show, you can explore some public spaces on campus:



Welcome Center at David Geffen Hall

A place to get information about programs, ask questions, book tickets, or get a coffee or light snack.



Hearst Plaza

An outdoor area with green space and seating where you can sit, relax, or have a quiet moment before the performance.

Staff can help you find these spaces if you are not sure where they are.

During the show

- You can enjoy the performance in the way that works best for you. You can watch quietly, sing along, or you can move and make sound if you need to.
- You can borrow our sensory tools (headphones, fidgets, etc.)
- You can leave the space at any time and come back when you are ready.

After the show

- People may clap or cheer at the end.
- You can leave when you are ready.

Access Services & Accommodations

At Lincoln Center, we offer several access services that may be helpful during your visit:

Accessible routes and seating

The venue is on an accessible route, has elevators, and designated wheelchair and companion seating.



Assistive listening

FM assistive listening devices with headsets and neck loops are available for all performances.

You are also welcome to bring your own standard-jack headphones.



Chill-out space

A chill-out space is available in the lower lobby, near the entrance to the Beaumont Theater.



Sensory tools

We offer noise-reducing headphones, earplugs, and small fidgets. You can borrow them from staff.

Access Concierge Service

You can request 1:1 support from our Access Reps.

To learn more or schedule this service in advance, contact: **212-875-5456** or

guestexperience@lincolncenter.org.



You can always ask any staff member if you would like help finding these services.

Feedback

If you would like to share feedback about your experience, you can:

- Scan the QR code
- Fill out the survey at <https://forms.office.com/r/EESB5719dC>
- Talk with a staff member if you would like help sharing feedback.

Your comments help us improve future Relaxed Performances and visual guides.

Visual Guide Feedback – Relaxed
Performance at Lincoln Center

