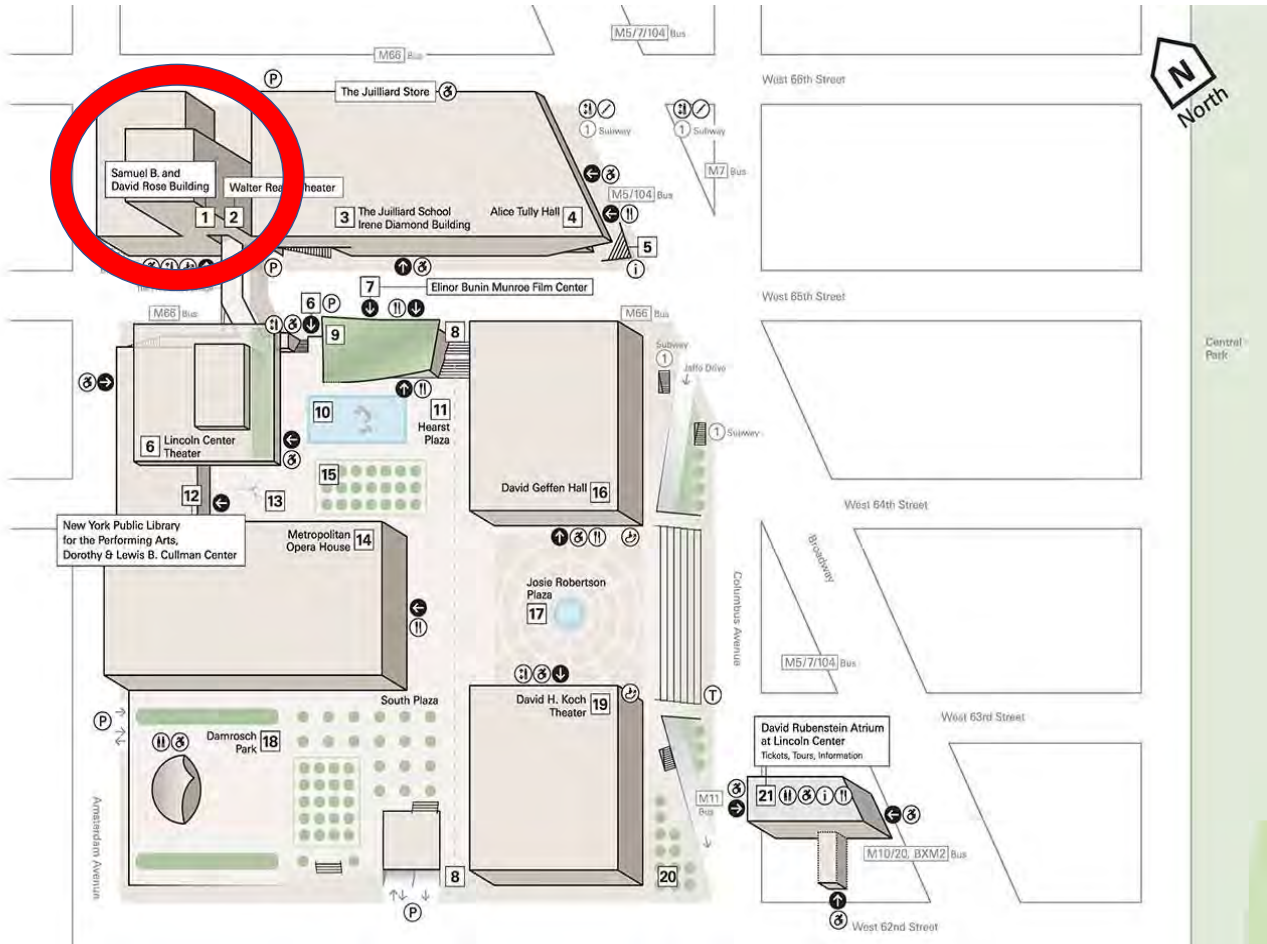


Welcome to the Clark Studio Theater at Lincoln Center!



Map of the Lincoln Center for the Performing Arts campus between W 62 and 65 Streets and Columbus and Amsterdam Avenues. Grassy areas are marked in green and water features are marked in blue. Tan squares represent the various venues on campus. There is a red circle around the Samuel B. And David Rose Building.

The Clark Studio Theater is located at 165 West 65th Street on the 7th floor of the Samuel B. and David Rose Building.

It is next to the Walter Reade Theater and the Irene Diamond Building of The Juilliard School and across the street from Lincoln Center Theater and the Elinor Bunin Monroe Film Center.

Table of Contents

Getting to the Clark Studio Theater	3
Parking:.....	4
Venue Access:.....	5
Audience Entrance and Security Gate: .	7
Gimme Please:	9
About the Theater:	10
About the Show:.....	11
Accommodations:	12
Restrooms:	14
Food and Drink:.....	15
While You Wait:	16

Getting to the Clark Studio Theater

BY SUBWAY: The Clark Studio Theater is a short distance from the **1** train at West 66th Street. It is a slightly longer distance from the **A, B, C, D** or **1** trains at 59th Street—Columbus Circle. Both subway stations are accessible via elevator.



Subway icons: white letters and numbers in colorful circles: 1 red, B orange, D orange, A blue, C blue.

BY BUS: The **M5, M7, M10, M11, and M104** bus lines all stop within one block of the Clark Studio Theater.

Access-A-Ride: The recommended Access-A-Ride address for drop off closest to the main entrance is 165 West 65th Street (between Amsterdam Avenue and Broadway).



The front entrance of a tan building with a green doorframe. There are 2 sets of silver doors on either side of the main frame. The ground is tiled in brown. On the right is a silver elevator door.

Parking:

Main Campus Parking (operated by ICON)

- Designated accessible parking spaces are located in the yellow section of the garage
- Entrance for Reserved Parking Section is on Amsterdam Avenue at 64th Street
- Parking permit and/or sticker must be displayed
- Advance reservations for parking include a \$5 service charge
- Height restrictions for vans apply

To reserve parking, call CenterCharge at 212-721-6500 or visit online at Tickets.LincolnCenter.org/parking.



The entrance to the Lincoln Center Parking garage: a concrete structure with red signage denoting entrances and exits. There are trees in the background and a tall concrete building. In front of the garage are yellow clearance bars and a neon green traffic cone.

Venue Access:

The Samuel B. and David Rose Building is accessible from West 65th Street by elevator, stairs, and escalator.



This is the entrance to the elevator on the street level. It is located near the northeast corner of 65th Street and Amsterdam Avenue.

A green elevator lobby with a ticketing window and a red brick wall. There is a white sign above listing the various businesses inside the building.



This is the Rose Building staircase that reads "Rose" on the steps. It is located in the middle of West 65th Street, facing towards Columbus Avenue.

A tan staircase with glass handrails. The steps read "Rose" in red lettering going down from the top. There is a blue sky and a tall building in the background.



This is the base of the street-level escalators, located next to the elevator.

Two outdoor silver escalators surrounded by red tiles walls.

Additionally, you can enter from Hearst Plaza by crossing the President's Bridge next to Lincoln Center Theater.



A gray bridge leading to a white bricked building with windows.

The entrance to the Samuel B. and David Rose Building has manual, revolving, and automatic door options.



The front entrance of a tan building with a green doorframe. There are 2 sets of silver doors on either side of the main frame. The ground is tiled in brown.

Audience Entrance and Security Gate:

The Box Office for Clark Studio Theater performances is located in the lobby of the Rose Building. Guests will be greeted by Lincoln Center staff and will be directed to enter through a security gate to reach the elevators.



A tan room with white-brown flooring, featuring windows, a gray table on the side, silver turnstiles and a security gate. Stanchions separate the room, with a yellow wall on the right side by the elevators.

To get to the Clark Studio Theater, guests can enter the Samuel B. and David Rose Building, go past the security gate and use the elevators to get to the 7th floor.

Once the doors open on the 7th floor, guests will be in the lobby (pictured below). The entrance to the Clark Studio Theater is on your right.



A room with tables and red and black chairs. The floor is carpeted in white and blue and the walls are windows.

At this time, vaccinations and masks are strongly encouraged, but not required.

Gimme Please:

Gimme Please is a highly visual, interactive play created by Atlanta's Alliance Theatre. It follows the journey of two friends from initial meeting to lasting connection as they use live music, lighting, and magic to pretend, provoke, and persist in getting what they want and need from the world and each other.

This seated, ticketed event has a running time of 45 minutes with no intermission. It is a Relaxed Performance, open to all, but designed for people with autism, sensory, and communication disorders or learning disabilities.

The program will take place in the **Clark Studio Theater**. It is designed for younger children (ages 2-5) but open to all ages.



Children parade around a black box theater, walking carefully on a thin white ribbon on the ground.

About the Theater:

- Guests will be able to choose the seats that work best for them. There will be space to sit on chairs, in wheelchair accessible locations, and seat cushions on the floor.
- There are restrooms available to the right of the theater entrance. Guests may enjoy snacks in the lobby area.
- Lincoln Center staff members wearing a white name badge are available if guests need help or have questions.



Image Description: Inside the Clark Studio Theater, large white platforms, piled with white material, are in the center of the stage space. Cushions that appear to be slices of tree trunks are placed for audiences to sit on the floor, with a row of standard chairs in the foreground.

This is a Relaxed Performance. This means:

- Guests can borrow noise-reducing headphones and fidgets to use during the performance.
- Guests can vocalize or move their bodies during the performance.
- The theater will never be fully dark.
- If guests need a break, they can leave the theater and sit in the lobby or Chill Out Space.
- Guests can leave and re-enter the theater during the performance if they need to.

About the Show:

- During the show, two performers will act on stage and a musician will play the violin live.
- During the show, the performers will ask guests to do certain movements, like stand up, stretch their arms out, follow a path on the floor, and put a party hat on their head. If guests want to participate in these activities, they can. If they do not want to participate, they can watch from their seats.

Accommodations:

This venue has accessible routes, with designated wheelchair and companion seating.



Universal access symbol: a line drawing of a person in a wheelchair, propelling themselves forward

FM assistive listening devices with headsets and neck loops are available for all performances. Additionally, guests are welcome to bring their own headphones and standard jack headsets.



A photo of an Assisted Listening Device with a black and silver FM receiver and black headphones on a gray table

There is a Chill Out Space located just past the restrooms, with seating, bean bag chairs and sensory items, including weighted lap pads, noise reducing headphones and fidgets. Guests are welcome to take a sensory break there, and rejoin the performance when ready.





Table with a bin of sensory items, including fidgets, headphones and brushes.

Please ask a Lincoln Center staff member for these devices. Our Guest Experience staffers typically wear maroon-colored shirts and khaki pants.

An image of a peachy-skinned white woman with auburn curly hair and black-rimmed glasses holding an iPad. She is wearing a maroon shirt, khaki pants, and a black lanyard while standing in front of a white pole.



Wheelchairs are available to borrow during the performance and on campus.

If you require any additional accommodations, please contact access@lincolncenter.org or [212 875 5375](tel:2128755375).

Access Concierge Service: Access Reps, trained to support guests with disabilities, are available to provide 1:1 support for individual guests and their party. Access Concierge Services **must be scheduled in advance**. For further information, guests can email guestexperience@lincolncenter.org or call [212 875 5456](tel:2128755456).



 **Access Concierge Service**

A black and white logo featuring 2 figures, one with a cane holding the other figure's arm as the latter supports the former. Below the figures is text reading "Access Concierge Services" with a person in a wheelchair beside it.

Restrooms:

Men's and women's restrooms with one accessible stall each are located down the hall to the right across from the theater on the 7th Floor. Lincoln Center welcomes guests to use the restroom that most closely aligns with your gender identity or expression, while the law requires gender binary signs.



Gray door with a white speech bubble containing the letter "W". A black and white accessible women's restroom sign and gender expression sign is on the righthand side on a white wall.



Gray door with a white speech bubble containing the letter "M". A black and white accessible men's restroom sign and gender expression sign is on the lefthand side on a white wall.

Food and Drink:

Food and drink is not permitted in the theater. Guests can eat and drink in the lobby area outside of the theater.

There is a water fountain between the men and women's restrooms on the 7th floor. It is a bottle-friendly machine that has cups next to it for guests without a water bottle.



A stainless-steel water bottle refilling machine with a stainless-steel cup dispenser to its right, mounted on a white wall

While You Wait:

Hearst Plaza is a wonderful area with green space and seating to enjoy the cityscape.



A daytime photograph of Hearst Plaza, featuring the raised Laurie M. Tisch Illumination Lawn, a stone sculpture (Henry Moore's Reclining Figure) inside the Paul Milstein Reflecting Pool, and the back of David Geffen Hall.

The **Josie Robertson Plaza** features a large fountain and spectacular views of Lincoln Center.



Nighttime photo of Josie Robertson Plaza, glowing in yellow light. The Metropolitan Opera building with its 4 arches are seen next to the square windows of David Geffen Hall, while the round Revson fountain is shooting up water and people gather around to watch.

For more information about Lincoln Center programming, venues, and neighborhood recommendations, please visit our website: <https://www.lincolncenter.org/home>