

Big Umbrella Day at Lincoln Center

Relaxed Event Visual Guide



Event Time: Saturday, June 13, 2026 from 11:00 am–6:00 pm

Where: Lincoln Center campus, including outdoors at Josie Robertson Plaza and Hearst Plaza, and indoors at David Geffen Hall and the David Rubenstein Atrium.

Address: 10 Lincoln Center Plaza, New York, NY 10023

How long: This is a drop-in event for 7 hours

Recommended age: All ages. Some activities may have recommended age ranges listed below.

This visual guide shares what to expect when you come to **Big Umbrella Day** at Lincoln Center.

Table of Contents

| | |
|--|----|
| What is a Relaxed Performance?..... | 3 |
| About This Event..... | 5 |
| Schedule at a Glance..... | 6 |
| Quick Sensory Snapshot..... | 9 |
| Activity, Event and Performance Details..... | 11 |
| Shadow Puppet Workshop with Foreshadow and CO_LAB | |
| Theater Group..... | 11 |
| Visual Art Stations..... | 13 |
| Dance Workshops..... | 14 |
| Silent Rhythms’ Salsa-ASL for All..... | 15 |
| The Naughty Penguin..... | 17 |
| Characters in The Naughty Penguin..... | 18 |
| The Anatomy of the Orchestra: The Four Sections..... | 20 |
| Thingumajig Theatre – Flying Dodos..... | 22 |
| Getting to Lincoln Center..... | 23 |
| Parking at Lincoln Center..... | 26 |
| Entering the Building..... | 28 |
| When You Arrive..... | 29 |
| Before You Join a Performance, You Can:..... | 32 |
| Who You’ll Meet..... | 35 |
| Before the Event – What You Can Do..... | 36 |
| Access Services & Accommodations..... | 38 |
| Feedback..... | 40 |

What is a Relaxed Performance?

At Lincoln Center, we believe the arts are for all.

Relaxed Performances are open to everyone, and especially welcoming to people with autism, sensory or communication disabilities, or learning disabilities.

The performance itself stays the same. We make small changes to the theater's social and sensory environment and expectations, so the space feels more comfortable and flexible.

Relaxed Performances can also be helpful for neurodivergent people, families with young children, and anyone who finds traditional theater rules do not work for their needs.

At this event:

- You can **enter and leave** the performance space during the event, if you need to.
- You can **move, make sound, and respond** to any performance in your own way.
- We ask everyone to help create a **no “shushing” zone**.
- The lights stay on. The space is never fully dark.

-
- If there are **bright lights, loud sounds, or surprising sensory moments**, we describe them in this visual guide. **Please keep reading below.**

We may also share key reminders through announcements during the event.

- A **Chill Out Space with sensory support materials** is available if you need a break—you can return when you're ready.
- **Noise-reducing headphones** and **fidgets** will be available to borrow.
- Staff are trained in inclusive and accessible practice.

For more relaxed performances, visit lincolncenter.org/relaxed

About This Event

What is Big Umbrella Day?

- Big Umbrella Day is a free, family-friendly day at Lincoln Center.
- You can drop in anytime between 11:00 am and 6:00 pm. Some activities or performances are at specific times and others you can drop in any time during the day. You can stay for the whole day or just look around for a few minutes.
- You can choose your own path. You do not have to do every activity.
- You can watch performances, join workshops, make art, dance, listen to music, or take breaks.
- This event is a Relaxed Performance. You can move around, make sound, and come and go as you need to.

Schedule at a Glance



VISUAL SCHEDULE

Flip for more →

11:00 am – 6:00 pm
Every half hour



Dance Workshops

📍 Hess Grand Promenade, David Geffen Hall

I can stop by a dance workshop and show off my moves.

11:00 am – 6:00 pm



Visual Art Stations

📍 Hearst Plaza & David Geffen Hall

I can make my own art and take it home with me or add it to the Big Umbrella gallery.

11:00am–1:00pm



Shadow Puppet Workshop

With Foreshadow and CO/LAB Theater Group

📍 The David Rubenstein Atrium

I can watch or participate in a puppet-making workshop.

11:00–11:45 AM
2:30–3:15 PM
5:30–6:15 PM



Flying Dodos By Thingumajig Theatre

📍 Hearst Plaza & Josie Robertson Plaza

I can watch or participate in a puppet parade.

12:30–1:45 PM
4:00–5:15 PM



Silent Rhythm's Salsa-ASL for All

📍 Hearst Plaza (12:30pm) | The Dance Floor (4:00pm)

I can watch or participate in a dance experience.



1:30–2:05 PM
3:00–3:35 PM
4:30–5:05 PM



The Naughty Penguin

📍 Griffin Sidewalk Studio, David Geffen Hall

I can watch or participate in a theater experience.

Please note: Due to the limited capacity of this performance, space may fill quickly. Early arrival is encouraged.



2:00–2:30pm
3:30–4:00pm
5:00–5:30pm



The Anatomy of the Orchestra: The Four Sections Paraorchestra with Charles Hazlewood

📍 Wu Tsai Theater, David Geffen Hall

I can watch and listen to a concert.



- 11:00 am: Doors to David Geffen Hall open

Drop-In Activities

- 11:00 am–6:00 pm, every half hour — **Dance Workshops** — Grand Promenade, David Geffen Hall and Hearst Plaza.
- 11:00 am–6:00 pm — **Visual Art Stations** — Hearst Plaza and 1st Tier, David Geffen Hall.
- 11:00 am–1:00 pm – **Shadow Puppet Workshop with Foreshadow and CO/LAB Theater Group** – David Rubenstein Atrium

Timed Performances and Experiences

- 11:00–11:45 am — **Flying Dodos** — Hearst Plaza.
- 12:30–1:45 pm — **Silent Rhythms' Salsa-ASL for All** — Hearst Plaza.
- 1:30–2:05 pm — **The Naughty Penguin** — Griffin Sidewalk Studio, David Geffen Hall.
- 2:00–2:30 pm — **The Anatomy of the Orchestra** — Wu Tsai Theater, David Geffen Hall.
- 2:30–3:15 pm — **Flying Dodos** — Hearst Plaza.
- 3:00–3:35 pm — **The Naughty Penguin** — Griffin Sidewalk Studio, David Geffen Hall.
- 3:30–4:00 pm — **The Anatomy of the Orchestra** — Wu Tsai Theater, David Geffen Hall.
- 4:00–5:15 pm — **Silent Rhythms' Salsa-ASL for All** — Josie Robertson Plaza.
- 4:30–5:05 pm — **The Naughty Penguin** — Griffin Sidewalk Studio, David Geffen Hall.



-
- 5:00–5:30 pm — **The Anatomy of the Orchestra** — Wu Tsai Theater, David Geffen Hall.
 - 5:30–6:15 pm — **Flying Dodos** — Hearst Plaza.

Break Space

- Chill Out Space - 11:00 am–6:00 pm – Grand Promenade East, David Geffen Hall

Quick Sensory Snapshot

This table gives a quick overview. More details are included below.

| Activity |  Sound |  Movement / Participation | Notes |
|--|---|--|---|
| The Naughty Penguin | Varying between quiet and loud; penguins and seagull may squawk | Very interactive; audience may move between stations | Puppets, foam fish, nest materials, blue ocean fabric, mist, and bubbles |
| The Anatomy of the Orchestra | Live orchestra sound; sound changes depending on where you are | Audience may walk, wheel, or sit among musicians | Do not touch instruments or musicians |
| Silent Rhythms' Salsa-ASL for All | Music and microphone speaking; high-energy at times | Optional dancing and possible merengue train | Includes Salsa, Merengue, ASL, DeafBlind communication, and pro-tactile communication |
| Shadow Puppet Workshop | Quiet activity, though room may be loud | Fully participatory workshop | May be crowded at times. Some areas of the room will be darker, but the lights will not go fully out. |

| | | | |
|----------------------------|---|---|---|
| Visual Art Stations | Mostly quiet, with outdoor noises of city | Drop-in artmaking | May be crowded at times |
| Dance Workshops | May be loud with music playing, teaching artists speaking on microphones in space that can be crowded | Optional movement; 25-minute sessions every half hour | You can dance or watch |
| Flying Dodos | Mostly quiet, with outdoor noises of city | Roving outdoor performance | Performers dressed as costumed “dodos” move through outdoors spaces. You can follow them. |

Activity, Event and Performance Details

Shadow Puppet Workshop with Foreshadow and CO/LAB Theater Group

(11:00 am–1:00 pm) — David Rubenstein Atrium

- This is a drop-in, interactive workshop. It is open to all ages.
- At each station, you will do a different activity:
 - Learn more about shadow puppetry;
 - Create a shadow puppet using black paper, scissors, and glue;
 - Create a background using clear plastic and permanent markers;
 - Present your shadow puppet on a projector screen.
- Materials will be provided at each station. We will include several tables with chairs around them.
- In the room, you will also see an overhead projector and a shadow screen (a large white screen) with chairs in front of it.



audience members around it. The overhead projector is located in the seating area where you will present your final shadow puppet. You can sit in the seating area and watch other people make and perform their shadow puppets at any time.

- If a station is full, you can go to another station and wait. You can go back when it is less busy. If all the stations are full, you may be asked to wait in the seating area until space opens up.
- Shadow puppetry is an important part of this workshop. The lighting of the space will be darker so we can see the puppets, but the lights will not go fully out.
- Sound: The activity itself is mostly quiet. The space may be loud as it fills up, and sometimes, the workshop teaching artists will use a microphone to make announcements.
- Participation: This is fully participatory. You can choose how much time you spend in the workshop.

Visual Art Stations

(11:00 am–6:00 pm) — Hearst Plaza and 1st Tier, David Geffen Hall



- The Visual Art Station invites participants to create and collaborate through hands-on art-making led by Lincoln Center Education Teaching Artists.
- The station is inspired by the work of visual artist Rayed Mohamed.
- You can find a seat at an art-making table, choose your materials, and create visual art.
- You can visit these stations at any point during the day.
- Sometimes the stations might be crowded.
- Sound: Mostly quiet, with outdoor noises of city.
- Movement: May be crowded at times.

Dance Workshops

(11:00 am–6:00 pm) — Grand Promenade, David Geffen Hall and Hearst Plaza



- Together We Move is a dance workshop experience for all ages.
- This interactive, multi-sensory movement workshop invites participants to engage their physical imagination through creative movement inspired by nature.
- Each session is 25 minutes and begins every half hour.
- You can drop in, move at your own pace, and share the joy of dancing together.
- You are welcome to dance or to watch.
- Sound: May be loud with music playing, teaching artists speaking on microphones in space that can be crowded.

Silent Rhythms' Salsa-ASL for All

(12:30 pm–1:30 pm) — Hearst Plaza

(4:00 pm–5:00 pm) — Josie

Robertson Plaza



- Access services: Relaxed Performance, ASL, Open Captions, Open Audio Description, and Haptics. Haptics are for Josie Robertson Plaza only.
- Come feel the rhythm with Silent Rhythms, Inc. as they shimmy, salsa, and sign.
- Silent Rhythms is a nonprofit pioneering unique dance programs such as Salsa-ASL and the Dance-ASL Project to create an inclusive and accessible dance experience for everyone.
- You may see Salsa and Merengue dancing.
- You may learn or see American Sign Language (ASL) connected to dance.
- The program will alternate between playing music and someone speaking into a microphone.
- Toward the end, performers may invite people to dance together.

-
- There may be a “merengue train” where performers move around the audience and encourage people to join the train as they dance around to merengue music.
 - You can choose to join, dance in your own way, or watch.
 - The program may show unique ways that DeafBlind people communicate, including pro-tactile communication.

The Naughty Penguin

(1:30 pm, 3:00 pm) — Griffin Sidewalk Studio, David Geffen Hall

Run time: approximately 35 minutes



Recommended age: 2–8






- Access services: Relaxed Performance and ASL.
- Domino the penguin gets in trouble...a lot. Sometimes Domino chooses to be naughty, but sometimes it happens without her realizing. There are so many rules!
- Domino wants to know how she can still have fun without getting into so much trouble.
- This is an interactive promenade experience. The audience may move through different stations.
- The audience may help shoo away the seagull, feed the penguins foam fish, help build nests, make the ocean with blue fabric, clap for Domino, and celebrate at the end.
- Sound: The show varies between quiet and loud. The penguins and seagull may squawk. Domino has a loud tantrum.

- Sensory notes: Blue ocean fabric may float over the audience. Spray bottles may mist the audience if they want to be misted. Bubbles appear at the end.
- Emotional content: Domino gets in trouble for being messy, loud, and having a bit of a temper. She tries her best and wants to fit in. In the end, Domino’s loud squawking saves the day.

Characters in The Naughty Penguin

| Character | Who they are | Photo |
|------------------|--|--|
| Zookeeper | Takes care of the animals in the zoo and puppeteers the little penguins. |  |
| The Nature Guide | Narrator; also puppeteers Domino. |  |

| | | |
|--|--|--|
| <p>Domino</p> | <p>A Macaroni penguin puppet who gets in trouble a lot.</p> |  |
| <p>Colin, Tootsie Roll, and Paloma</p> | <p>Little penguin puppets who follow the rules. Colin sometimes squabbles with Domino.</p> |  |
| <p>Seagull</p> | <p>A seagull puppet who comes to the zoo looking for fish.</p> |  |

The Anatomy of the Orchestra: The Four Sections

(2:00 pm, 3:30 pm, 5:00 pm) — Wu Tsai Theater, David Geffen Hall

Run time: approximately 30 minutes



- Access services: Relaxed Performance, ASL, and ASL Visual Vernacular.
- Experience the orchestra from the inside out.
- Part-installation, part-concert, The Anatomy of the Orchestra is a chance to get close to the orchestra as they perform Steve Reich’s The Four Sections.
- 51 musicians are spread out inside the theater.
- We invite you to move around the space throughout the performance. Depending on where you are, the music will sound, look, and feel different.
- Some rows will be marked “Pass Through Rows”. We encourage you not to sit in those seats.
- The sound may change depending on where you are in the space. Please do take the opportunity to explore – see how many different instruments you can count!

-
- Audience participation: You are welcome to move around the orchestra level of the venue and observe the musicians up close.
 - **Please don't touch or distract the musicians as they're playing, but please do get as close as you like. Watch a horn player's chest expand as they breathe, feel the vibrations of a marimba through the floor.**
 - You are welcome to take photos and videos on your phone during the performance but please don't use flash.
 - Lighting is gentle and bright enough to move safely.

Thingumajig Theatre – Flying Dodos

(2:30 pm–3:15 pm, 5:30 pm–6:15 pm) — Hearst Plaza

Run time: two 45-minute sets



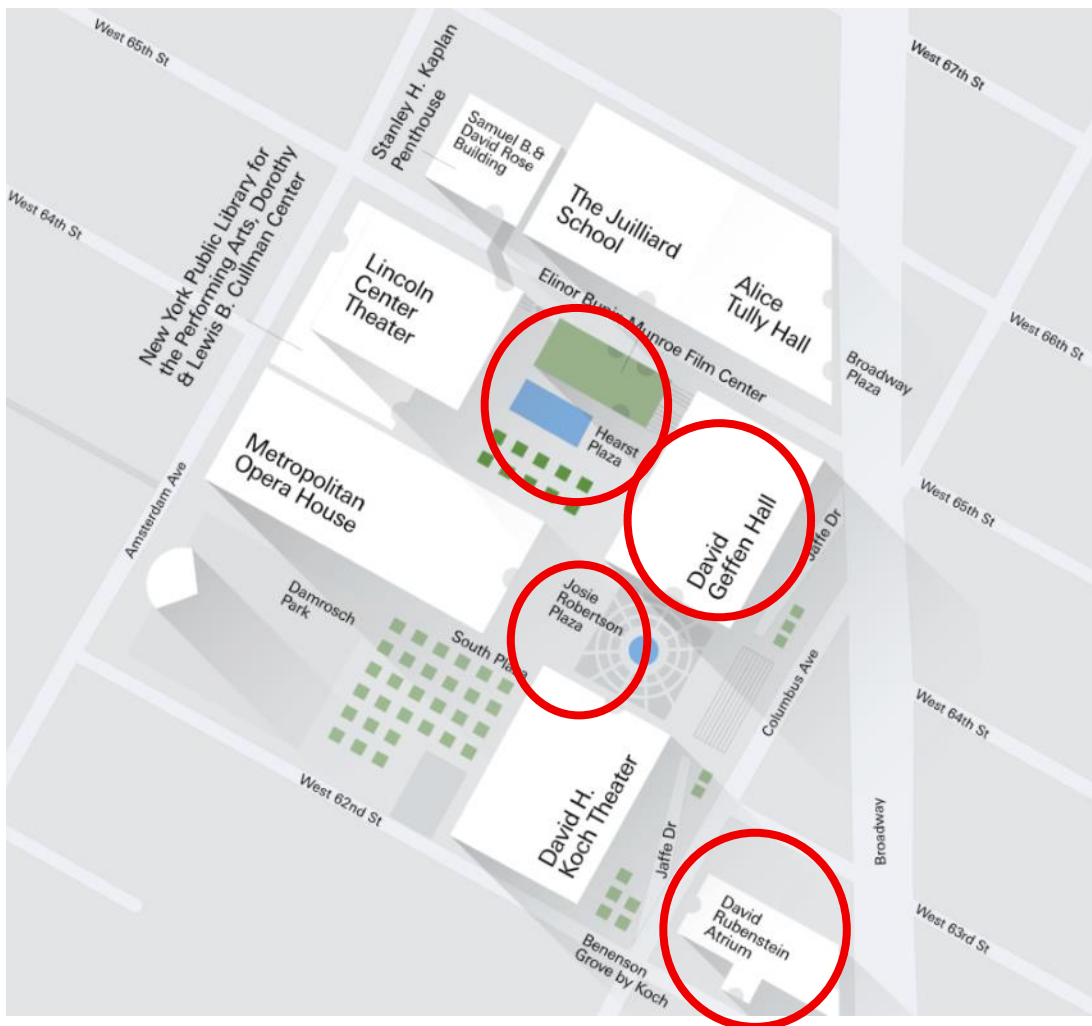
- Despite all the odds, an unknown subspecies of the dodo has been discovered!
- Much larger than their extinct cousins and able to fly (sort of), Charles and Amelia, two relics of a bygone era, are very excited to be travelling the world to see what they have been missing.
- This is a roving outdoor puppet parade/performance.
- This will take place outdoors at Hearst Plaza and may include public campus sounds and large moving dodo characters.
- Performers dressed as costumed “dodos” move through outdoors spaces. You can follow them.

Getting to Lincoln Center

Address: 10 Lincoln Center Plaza, New York, NY 10023

David Geffen Hall is located between West 64th Street and West 65th Street on Columbus Avenue.

The main entrance is at 10 Lincoln Center Plaza. The entrance has automatic doors.





By Subway

- You can take **1 train** to **66 St–Lincoln Center** (with shorter distance)
- You can also take **A / B / C / D / 1 trains** to **59 St–Columbus Circle** (with slightly longer distance)
- Both subway stations are accessible via the elevator.



By Bus

You can take: **M5, M7, M10, M11, M20, M66, M104**. (within one block of the David Geffen Hall.)


Access-A-Ride

If you need an address for Access-A-Ride, use 20 Lincoln Center Plaza (Lincoln Center's designated Access-A-Ride stop).

Pick-Up/Drop-Off:

West side of Broadway between West 65th Street & West 66th Street.


Parking at Lincoln Center

- Lincoln Center partners with Metropolis.
 - If you can, register before you arrive. You can add your payment information and license plate number on your phone (link or Metropolis app).
 - Or, when you arrive, scan a QR code in the garage to sign up.
- 
- When you enter, cameras scan your license plate. When you exit, payment is processed automatically.
 - Daily and monthly reservations are available to book online.
 - **The 62nd Street (between Columbus Ave and Amsterdam Ave)** is best for southbound and westbound traffic. The entrance is mid-block on the right. It is open 24/7.
 - **The Amsterdam Ave (just past 62nd Street, near 63rd St)** is best for northbound traffic. The entrance: about 100 feet on the right past 62nd St. It opens 6:00 am–midnight, daily.

-
- **Designated accessible spaces** are in the Blue Section of the Plaza Garage. The recommended entrance is at 64th Street for accessible parking.

Entering the Building

- Doors open at 11:00 am.
- You can enter David Geffen Hall from Josie Robertson Plaza.
 - There are ramps and stairs from Columbus Avenue and the plaza.



- You can also reach the entrance of the building from the concourse level (below the plaza) using the escalators or elevators.

When You Arrive

Security check



- You will go through a security check.
 - You will walk through a security machine. The machine might light up or make noise.
 - Security staff may also look inside your bags.
 - There may be a working dog nearby.
-
- You can keep your phone and keys with you.
 - If you need a different type of screening, tell a security staff member.

LeFrak Lobby

- When you enter David Geffen Hall, you will be in the LeFrak Lobby.

- You can find Information Tables in the lobby.
- The lobby can feel busy during this event.
- Seating is available on a first-come, first-served basis. You may find chairs, tables, benches, and couches.
- You can choose to stay in the lobby for activities, and information tables, visit the Sidewalk Studio for craft activities, go upstairs to the Grand Promenade or Wu Tsai Theater, go outside to Hearst Plaza or Josie Robertson Plaza, or go to the David Rubenstein Atrium for Passport Party activities. You can ask staff for help finding any activity or performance.



Information tables

- Staff can answer questions about the schedule and locations for activities.

-
- An Access table at head usher podium on Grand Promenade will have assistive listening devices (ALDs) and sensory supports to borrow.

Before You Join a Performance, You Can:

Restrooms

- All-gender accessible restrooms and a water bottle filling station are in the LeFrak Lobby.
- Accessible companion restrooms are available on the Orchestra level and on all three tiers.
- Infant changing tables are available on every level.



We welcome you to use the restroom that best aligns with your gender identity or expression.

Coat check

- A coat check is in the main lobby near the restrooms.

Use the Chill Out Space

- The Chill Out Space is on the Grand Promenade, just past the restrooms in David Geffen Hall and in the David Rubenstein Atrium.
- You can take a break there and return when you're ready.



Borrow sensory tools

- We have noise-reducing headphones, earplugs, fidgets

Use the KultureCity Sensory Room

- The KultureCity Sensory Room is a great space to take a sensory break and regulate.
- The Sensory Room is located inside the David Geffen Hall lobby, behind the large media wall and between the restrooms and coat check.



- Sensory support materials, including tactile art, soothing lighting and bean bags are available.
- We recommend individuals and families use the space for 10-15 minutes before re-joining the activities.

You can always ask staff for help anytime.

Who You'll Meet


During your visit, you may see:

Guest Experience staff wearing red shirts and khaki pants, with a black name badge on their chest.

They can help you with:

- Finding the theater, restrooms, or the Chill Out Space
- Finding a seat that works for you (including accessible seating)
- Borrowing sensory tools (headphones, fidgets, etc.)
- Taking a break and returning to your seat

You may also see security staff wearing dark blue uniforms. Security will be at the entrance of David Geffen Hall and will be available in case of emergencies.



Before the Event – What You Can Do

- We recommend arriving early if you want a quieter start. You can also arrive any time between 11:00 am and 6:00 pm.
- When you arrive, you can choose where to start.
- You can visit all-day stations, go to scheduled performances, or take a break.
- If you arrive before doors open, you can wait outside on Josie Robertson Plaza or Hearst Plaza or indoors at the David Rubenstein Atrium.



Welcome Center at David Geffen Hall

A place to get information about programs, ask questions, book tickets, or get a coffee or light snack.



Hearst Plaza

An outdoor area with green space and seating where you can sit, relax, or have a quiet moment before the performance.

Staff can help you find these spaces if you are not sure where they are.

Access Services & Accommodations

At Lincoln Center, we offer several access services that may be helpful during your visit:

Accessible routes and seating

The venue is on an accessible route, has elevators, and designated wheelchair and companion seating.



Assistive listening

FM assistive listening devices with headsets and neck loops are available for all performances.

You are also welcome to bring your own standard-jack headphones.



Chill Out space

A Chill Out space is available on the Grand Promenade, in GP East Support (past the restrooms).



KultureCity Sensory Room

The Sensory Room is located inside the David Geffen Hall lobby, behind the large media wall and between the restrooms and coat check.

Sensory tools

We offer noise-reducing headphones, earplugs, and small fidgets. You can borrow them from staff.

ASL and visual access

ASL is listed for Silent Rhythms' Salsa-ASL for All, The Naughty Penguin, and The Anatomy of the Orchestra: The Four Sections. The Anatomy of the Orchestra is also listed with ASL Visual Vernacular.



Open captions, open audio description, and haptics

Open captions, open audio description, and haptics are listed for Silent Rhythms' Salsa-ASL for All. Haptics are listed for the Josie Robertson Plaza performance only.

OC**AD)))**

Instant American Sign Language Interpretation

Convo Access, a free instant ASL interpretation service, is available on personal devices by scanning QR codes on Guest Experience Representative lanyards.

Access Concierge Service

You can request 1:1 support from our Access Reps. Please schedule more than seven days in advance. To learn more or schedule this service in advance, contact: **212-875-5456** or questexperience@lincolncenter.org.



You can always ask any staff member if you would like help finding these services.

Feedback

If you would like to share feedback about your experience, you can:

- Scan the QR code
- Fill out the survey at <https://forms.office.com/r/EESB5719dC>
- Talk with a staff member if you would like help sharing feedback.

Your comments help us improve future Relaxed Performances and visual guides.

Visual Guide Feedback – Relaxed
Performance at Lincoln Center

