

# Big Umbrella Festival

## Patterns

### AXIS Dance Company

### at Lincoln Center

#### Relaxed Performance Visual Guide



#### Show times:

- Friday, April 17 at 7:30 pm (ASL, Audio Description, Closed Captioning)
- Saturday, April 18 at 2:00 pm (ASL, Audio Description)
- Saturday, April 18 at 7:30 pm (Audio Description)

Where: Alice Tully Hall

Address: 1941 Broadway, New York, NY 10023

**How Long: Approximately 1 hour 30 minutes (including one 15-minute intermission)**

**Recommended Ages: All ages**

This visual guide helps you know what to expect when you come to **Patterns** at Lincoln Center.

## What is the Big Umbrella Festival?



Big Umbrella Festival is a multi-week series of performances, workshops, and interactive experiences designed with and for the neurodiverse community.

From **April 10–26, 2026**, the festival welcomes audiences of all ages to experience dance, theater, music, comedy, visual art, and outdoor installations in **welcoming and accessible** ways.

For more performances and events, visit [lincolncenter.org/BigUmbrella](https://lincolncenter.org/BigUmbrella)

## Table of Contents

Big Umbrella Festival .....	1
What is the Big Umbrella Festival? .....	3
Table of Contents .....	4
Performance Guide .....	5
What is a Relaxed Performance? .....	5
About This Performance .....	7
Sensory Guide .....	8
Venue Guide .....	10
Getting to Lincoln Center/ Alice Tully Hall .....	10
When You Arrive .....	14
Inside the Theater .....	18
Before the Show – What You Can Do .....	21
Access Services & Accommodations .....	24
Feedback .....	26

# Performance Guide

## What is a Relaxed Performance?

At Lincoln Center, we believe the arts are for all.

Relaxed Performances are open to everyone, and especially welcoming to people with autism, sensory or communication disabilities, or learning disabilities.

The performance itself stays the same. We make small changes to the theater's social and sensory environment and expectations, so the space feels more comfortable and flexible.

Relaxed Performances can also be helpful for neurodivergent people, families with young children, and anyone who finds traditional theater rules do not work for their needs.

### At this performance:

- You can **enter and leave** the theater during the show, if you need to.
- You can **move, make sound, and respond** to the performance in your own way.
- We ask everyone to help create a **no “shushing” zone**.
- The **house lights are kept on at a low level** so the space is never completely dark.

- If there are **bright lights, loud sounds, or surprising sensory moments**, we describe them in this visual guide. Please keep reading below.
- We share key reminders in the pre-show announcement.
- A **Chill Out Space with sensory support materials** is available if you need a break—you can return when you're ready.
- **Noise-reducing headphones** and **fidgets** will be available to borrow.
- Staff are trained in inclusive and accessible practice.

For more relaxed performances, visit [lincolncenter.org/relaxed](https://lincolncenter.org/relaxed)

## About This Performance

What is **Patterns** about?



Patterns is a dance program by AXIS Dance Company, an ensemble of disabled, non-disabled, D/deaf, and neurodiverse performers.

You will see several short dance pieces. The dancers create different shapes, rhythms, and “patterns” with their bodies, movement, and the space.

The program includes four works in this order:

Welcome

Electric Fish

bring my dead body to the surface

a 15-minute intermission

Right Here, Right Now (film)

Exquisite Corpse

## Sensory Guide

If you need support with sensory moments, you can borrow noise-reducing headphones and fidgets in the lobby or take a break in the Chill Out Space.

Here are some sensory moments you can plan for:



### Sound

- The overall volume varies between quiet and loud.
- There will be drums or percussion.
- **There is one sudden scream or vocal outburst about 1 minute and 30 seconds into Exquisite Corpse.**
- **There may be high-pitched music at times.**



### Light


- The stage is well-lit. The audience's seating area has low light.
- There are brief dark moments / blackouts.
- There will be bright spotlights on the performers.
- There will be moving lights across space.
- One section includes a projection of a dance film.

- In Exquisite Corpse, there are three confetti moments at about 14 minutes 30 seconds, 18 minutes, and 18 minutes 30 seconds. Two use a small confetti popper, and one is a gentle confetti “rain” from umbrellas. These moments are not especially loud.
- In Exquisite Corpse, there is a strobe lighting effect about 9 minutes and 30 seconds into the piece. It lasts about 1 minute and is mostly contained to the stage.



## **Movement**

- In one section, masks are placed over the dancers' heads.
- Colorful umbrellas and other moving props appear later in the show.



## **Emotional Content**

- The show is a joyful and playful piece.

- It includes themes of adventure or excitement, and sometimes loss, grief, or memory.



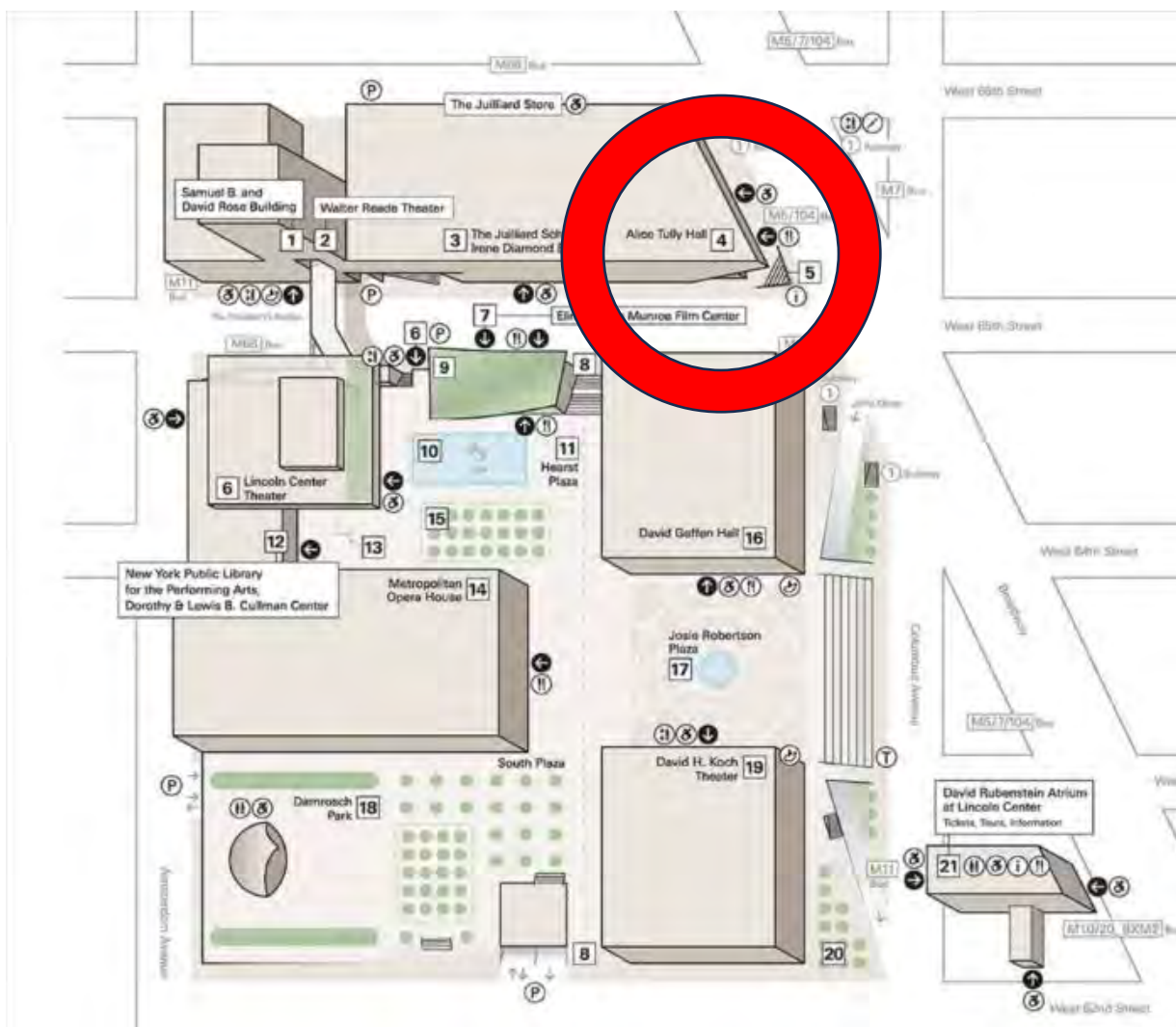
## **Audience Participation**

- There is no planned audience participation in this piece.

# Venue Guide

## Getting to Lincoln Center/ Alice Tully Hall

**Address:** Alice Tully Hall (circled in red) is located at 1941 Broadway, on the West side of Broadway between West 65<sup>th</sup> and 66<sup>th</sup> Streets.



## By Subway

You can take **1 train** to **66 St–Lincoln Center** (with shorter distance)

You can also take **A / B / C / D / 1 trains** to **59 St–Columbus Circle** (with slightly longer distance)

Both subway stations are accessible via the elevator.



## By Bus

You can take: **M5, M7, M10, M11, M20, M66, M104**. (within one block)

## Access-A-Ride / Pick-up & Drop-off

Access-A-Ride drop-off and pick-up is 1941 Broadway between West 65th and West 66th Streets.

## Parking at Lincoln Center

Lincoln Center partners with Metropolis.

If you can, register before you arrive. You can add your payment information and license plate number on your phone (through this [link to the Metropolis website](#) or the Metropolis app.)

Or, when you arrive, scan a QR code in the garage to sign up.

When you enter, cameras scan your license plate. When you exit, payment is processed automatically.

Daily and monthly reservations are available to book online.



**The 62nd Street entrance (between Columbus Ave and Amsterdam Ave)** is best for southbound and westbound traffic. The entrance is mid-block on the north side of the street. It is open 24/7.

**The Amsterdam Ave entrance (just past 62nd Street, near 63rd St)** is best for northbound traffic. The entrance: about 100 feet on the right past 62nd St. It is open 6:00 am–midnight, daily.


**Designated accessible spaces** are in the Blue Section of the Plaza Garage. The recommended entrance is at 62<sup>nd</sup> Street for accessible parking.

## Entering the Building

Guests may enter either at the corner of Broadway and 65<sup>th</sup> Street, down a flight of stairs, or at the accessible entrance on Broadway between West 65<sup>th</sup> and West 66<sup>th</sup> Streets, nearest the box office, with a button available to open automatic doors.



Once inside, there is a ramp available inside the lobby leading from the box office to the entrance of the theater.




There are elevators available inside the theater to reach accessible seating locations on the balcony.

## When You Arrive

### Entrance and Security Gate

You will be greeted by Lincoln Center staff and will be directed through a security checkpoint in a quick and touchless manner to reach the Starr Theater.

This checkpoint will be located outside of the venue and can be accessed either by stairs or through the lower lobby accessible doors.



### Before the Performance Starts



If you arrive before doors open, you are welcome to sit in the lobby outside the theater and eat or drink a beverage.



**The hall has a three-story glass lobby which features a café and bar.** It is open to ticket holders 45 minutes before event start times and during intermission. Water fountains are available in the lobby.

## **Restrooms**

Gendered restrooms with accessible stalls are located inside the venue, near the orchestra level.



There are also gender-neutral single occupancy accessible restrooms located in the lobby, nearest the accessible entrance and box office.



## Interactive Feedback Station

If you would like to share how you feel before the show, you can choose any of these options:

- **Quick Paper Survey:** Fill out a very short paper questionnaire.
- **Postcards:** Write a note on a postcard and drop it into the mailbox.

## Food & Drink

Snacks and drinks are available for purchase at the bar area in the lobby of Alice Tully Hall.

## Chill Out Space

The Chill Out Space is located one level above the lobby, accessible by elevator.

You can take a break and return when you're ready. If there is a screen in the chill-out space, it will be turned off and there will be no music playing.



We have noise-reducing headphones, earplugs, fidgets

You can always ask staff for help anytime.

## **When the House Opens**


The house opens 30 minutes before the show starts.

Once the house is open, you can go into the theater.

## Inside the Theater

**Patterns** takes place on the Adrienne Arsht stage, inside the Starr Theater. Seating is general admission for this performance, which means:

- You can sit anywhere with an open seat.
- Accessible seating is available. If you need an accessible seat, an aisle seat, or help find a seat that works for you, please ask a staff member wearing red shirts to assist.
- Accessible seating locations, companion seats, seats reserved for guests with disabilities and ASL-viewing seats are marked with bands on the chairs.



Elevators, located by the large painting in the lobby, are available to reach accessible seating locations.

## The Performance Space



Performances at Alice Tully Hall take place on the Adrienne Arsht stage, inside of the **Starr Theater**. The theater has an orchestra, with long rows of seating and steps between most rows, and a balcony with seating that wraps around three sides of the theater

This is a ticketed performance with general admission seating. Seats for ASL-viewing, audio description, designated aisle seats and companion seats for accessible seat locations will have signs with black seat covers. The ushers can assist you in finding the seats that meet your needs.

## Who You'll Meet


During your visit, you may see:

**Guest Experience staff** wearing red shirts and khaki pants, with a black name badge on their chest.

They can help you with:

- Finding the theater, restrooms, or the Chill Out Space
- Finding a seat that works for you (including accessible seating)
- Borrowing sensory tools (headphones, fidgets, etc.)
- Taking a break and returning to your seat

**Security staff** wearing a dark blue uniform.



## **Before the Show – What You Can Do**

We recommend arriving at Alice Tully Hall about 45 minutes before the show starts.

Once the house is open, you can enter the theater and find your seats. Do not step onto the performance area.

If you arrive earlier than 45 minutes before the show, you can explore some public spaces on campus:

### **Mi Casa, Your Casa 2.0 (free installation on campus)**



- This is a free interactive public art installation inspired by lively street markets, and built around the feeling of “home sweet home”: welcome, comfort, and community.
- You’ll see a series of three-dimensional red frames shaped like small houses (casas).
- You may notice a white glow: when a casa is empty, it glows to invite you in; when someone is inside, the light becomes brighter gradually.

## What You Can Do

- Look from the outside, or step inside a casa.
- If you want to, you can gently try the swing inside.
- Move at your own pace, and leave at any time.

## Where & When

- Josie Robertson Plaza (outdoor plaza with fountain): April 10–16 and April 22–26
- Hearst Plaza (outdoor plaza with reflecting pool): April 17–21
- Free, no tickets required.

## Welcome Center at David Geffen Hall



A place to get information about programs, ask questions, book tickets, or get a coffee or light snack.

## Hearst Plaza



An outdoor area with green space and seating where you can sit, relax, or have a quiet moment before the performance.

Staff can help you find these spaces if you are not sure where they are.

# Access Services & Accommodations

At Lincoln Center, we offer several access services that may be helpful during your visit:

## Accessible Routes and Seating

The venue is on an accessible route, has elevators, and designated wheelchair and companion seating.



## Assistive Listening

FM assistive listening devices with headsets and neck loops are available for all performances.

You are also welcome to bring your own standard-jack headphones.



## Chill Out Space

A Chill Out Space is available at one level above the lobby, accessible by elevator.



## Sensory Tools

We offer noise-reducing headphones, earplugs, and small fidgets. You can borrow them from staff.

## **Audio Description (AD)**

Audio Description provides live verbal descriptions of visual elements during the performance.

Pick up headsets from Guest Experience staff as you enter the venue, available at all performances.



## **American Sign Language (ASL)**

An ASL interpreter will be visible from designated seating areas for the shows on Friday, April 17, 2026 at 7:30 pm and Saturday, April 18, 2026 at 2:00 pm.



## **Instant American Sign Language Interpretation**

Convo Access, a free instant ASL interpretation service, is available on personal devices by scanning QR codes on Guest Experience Representative lanyards.

## **Closed Captioning (CC)**

Closed captions will be available by scanning a QR code and viewing on your personal devices during the performance on Friday, April 17, 2026 at 7:30 pm.



## **Access Concierge Service**

You can request 1:1 support from our Access Reps. To learn more or schedule this service in advance, contact: **212-875-5456** or

[guestexperience@lincolncenter.org](mailto:guestexperience@lincolncenter.org).



You can always ask any staff member if you would like help finding these services. To request additional accommodations or to share access requests in advance, please contact the Access team at [access@lincolncenter.org](mailto:access@lincolncenter.org) or 212.875.5375.

## Feedback

If you would like to share feedback about your experience, you can:

- Scan the QR code
- Fill out the survey at <https://forms.office.com/r/EESB5719dC>
- Talk with a staff member if you would like help sharing feedback.

Your comments help us improve future Relaxed Performances and visual guides.

