



PERLATO

PRICE BOOK
JANUARY 2022

PERLATO

SINKS	SLIM CIRCLE VESSEL	6	PSCV1616	16"
	SLIM SOFT VESSEL	7	PSFV1615	16"
	SLIM SQUARE VESSEL	8	PSQV2015	20"
	SLIM SOFT MINI	9	PSF1814W	18"
	SLIM SOFT	10	PSF1919W	19"
		11	PSF2419W	24"
		12	PSF3219W	32"
		13	PSF4019W	40"
	SLIM SQUARE	14	PSQ2018W	20"
		15	PSQ2418W	24"
		16	PSQ3218W	32"
		17	PSQ4018W	40"
		18	PSQ4818W	48"

VANITIES		20	Vanity Finish Combinations	
		21	Sinktops	
		22	Vetta Legs	
	EDGE	23	PES242020 + PC2420	24"
		24	PES282020 + PC2820	28"
		25	PES322020 + PC3220	32"
		26	PES362020 + PC3620	36"
		27	PES422020 + PC4220	42"
		28	PES482020 + PC4820	48"
	EDGE DUTONI	29	PES322020 + PD3220	32"
		30	PES362020 + PD3620	36"
		31	PES422020 + PD4220	42"
32		PES482020 + PD4820	48"	

continued

continued

VANITIES

EDGE LOFT	33	PLS242020 + PC2420	24"		
	34	PLS282020 + PC2820	28"		
	35	PLS322020 + PC3220	32"		
	36	PLS362020 + PC3620	36"		
	EDGE LOFT DUTONI	37	PLS322020 + PD3220	32"	
		38	PLS362020 + PD3620	36"	
	SLAT	39	PSS2420NN + PC2420	24"	NEW
		40	PSS2820NN + PC2820	28"	NEW
		41	PSS3420NN + PC3420	34"	NEW
		42	PSS3820NN + PC3820	38"	NEW
		43	PSS4820NN + PC4820	48"	NEW

TUBS

ECO-LAPISTONE™	46	Features of Eco-Lapstone™		
ALESSANDRIA	47	PLEALA6833	68"	
GENOVA	48	PLEGNV7032	70"	
MANDIA	49	PLEMDN6730	67"	
PADOVA	50	PLEPDV5926	59"	
RAVENNA	51	PLERAV6730	67"	
TREVISO	52	PLETRV6328	63"	
	53	PLETRV6730	67"	NEW
	54	PLETRV7132	71"	NEW
VITTORIA	55	PLEVRN5930	59"	
	56	PLEVRN6531	65"	

continued

continued

TUBS

AKOYA™	ALMERIA	58	PTXALM5930	59"	
		59	PTXALM6530	65"	
	ANDORRA	60	PTXAND5928	59"	
		61	PTXAND6730	67"	
		62	PTXAND7132	71"	
	BIELLA	63	PTXBLA5932	59"	
		64	PTXBLA6732	67"	
	BILBAO	65	PTXBBL5930	59"	
		66	PTXBBL6732	67"	
		67	PTXBBL7134	71"	
	CATALONIA	68	PTXCTL5930	59"	
		69	PTXCTL6732	67"	
	DELPHI	70	PTXDEL6734	67"	NEW
	LUCCA	71	PTXLUC5930	59"	
		72	PTXLUC6332	63"	
		73	PTXLUC6732	67"	
	PALENCIA	74	PTXPLN5930	59"	
		75	PTXPLN6732	67"	
	ROMA	76	PTXRMA6228	62"	
		77	PTXRMA6728	67"	
	SONA	78	PTXSNA5929	59"	
		79	PTXSNA6732	67"	
	SPESSA	80	PTXSPE5930	59"	
		81	PTXSPE6332	63"	
		82	PTXSPE6732	67"	
	VENEZIA	83	PTXVNZ5928	59"	
		84	PTXVNZ6730	67"	
		85	PTXVNZ7132	71"	
	VOLOS	86	PTXVLS6532	65"	NEW
		87	PTXVLS7134	71"	NEW

SINKS



Slim Circle Vessel

PSCV1616

15 $\frac{7}{8}$ " L x 15 $\frac{7}{8}$ " W x 4 $\frac{7}{8}$ " H



 Made in Italy

Vessel bathroom sink

No overflow

Weight: 18lbs


Name	Material	Sink Finish	Sink	Price
Slim Circle Vessel	Fireclay	<input type="radio"/> White	PSCV1616W	\$520
		<input checked="" type="radio"/> Matte Black	PSCV1616MB	\$730

Slim Soft Vessel

PSFV1615

15 $\frac{7}{8}$ " L x 15 $\frac{1}{8}$ " W x 4 $\frac{7}{8}$ " H



 Made in Italy

Vessel bathroom sink

No overflow

Weight: 18lbs

Name	Material	Sink Finish	Sink	Price
Slim Soft Vessel	Fireclay	<input type="radio"/> White	PSFV1615W	\$520
		<input checked="" type="radio"/> Matte Black	PSFV1615MB	\$730

Slim Square Vessel

PSQV2015

19 $\frac{7}{8}$ " L x 15 $\frac{1}{8}$ " W x 4 $\frac{7}{8}$ " H



 Made in Italy

Vessel bathroom sink

No overflow

Weight: 22lbs


Name	Material	Sink Finish	Sink	Price
Slim Square Vessel	Fireclay	<input type="radio"/> White	PSQV2015W	\$520
		<input checked="" type="radio"/> Matte Black	PSQV2015MB	\$730

Slim Soft Mini


PSF1814W

17⁷/₈" L x 13³/₄" W x 4⁷/₈" H



 Made in Italy

Wall-mounted bathroom sink
Weight: 22lbs

 1-hole tap

Name	Material	Sink Finish	Overflow Finish	Faucet Holes	Sink	Price
Slim Soft Mini	Fireclay	<input type="radio"/> White	<input type="radio"/> Polished Chrome	<input type="checkbox"/> 1 1-hole tap	PSF1814W	\$520

Slim Soft

PSF1919W

19" L x 19" W x 4 7/8" H

3 other sizes available



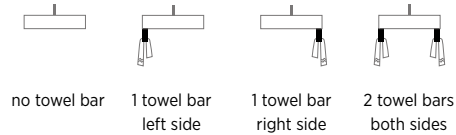
 Made in Italy

Wall-mounted bathroom sink
Weight: 25lbs

 1-hole tap  3-hole tap

Towel Bar *optional*

Easily attaches to underside of sink
Towel bar comes with overflow in matching finish



Name	Material	Sink Finish	Overflow Finish	Faucet Holes	Sink	Price
Slim Soft	Fireclay	<input type="radio"/> White	<input type="radio"/> Polished Chrome	<input type="checkbox"/> 1 1-hole tap	PSF1919W1	\$550
				<input type="checkbox"/> 3 3-hole tap	PSF1919W3	\$550

Name	Material	Towel Bar Finish	Overflow Finish	Towel Bar	Price
Slim Towel Bar <i>optional</i>	Brass	<input type="radio"/> Polished Chrome	<input type="radio"/> Polished Chrome	PSTB-PC	\$160
		<input type="radio"/> White Gloss	<input type="radio"/> White Gloss	PSTB-WG	\$235
		<input type="radio"/> Brushed Nickel	<input type="radio"/> Brushed Nickel	PSTB-BN	\$235
		<input type="radio"/> Matte Black	<input type="radio"/> Matte Black	PSTB-MB	\$235

Prices shown are per towel bar

Slim Soft

PSF2419W

23³/₄" L x 19" W x 4⁷/₈" H

3 other sizes available



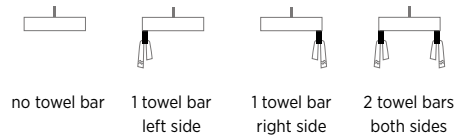
 Made in Italy



Wall-mounted bathroom sink
Weight: 29lbs

 1-hole tap  3-hole tap

Towel Bar *optional*

Easily attaches to underside of sink
Towel bar comes with overflow in matching finish



Name	Material	Sink Finish	Overflow Finish	Faucet Holes	Sink	Price
Slim Soft	Fireclay	<input type="radio"/> White	<input type="radio"/> Polished Chrome	 1 1-hole tap	PSF2419W1	\$675
				 3 3-hole tap	PSF2419W3	\$675

Name	Material	Towel Bar Finish	Overflow Finish	Towel Bar	Price
Slim Towel Bar <i>optional</i>	Brass	<input type="radio"/> Polished Chrome	<input type="radio"/> Polished Chrome	PSTB-PC	\$160
		<input type="radio"/> White Gloss	<input type="radio"/> White Gloss	PSTB-WG	\$235
		<input type="radio"/> Brushed Nickel	<input type="radio"/> Brushed Nickel	PSTB-BN	\$235
		<input type="radio"/> Matte Black	<input type="radio"/> Matte Black	PSTB-MB	\$235

Prices shown are per towel bar

Slim Soft

PSF3219W

31⁵/₈" L x 19" W x 4⁷/₈" H

3 other sizes available



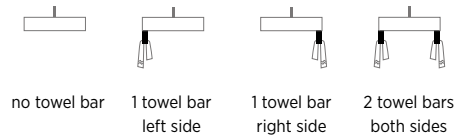
 Made in Italy

Wall-mounted bathroom sink
Weight: 40lbs

 1-hole tap  3-hole tap

Towel Bar *optional*

Easily attaches to underside of sink
Towel bar comes with overflow in matching finish



Name	Material	Sink Finish	Overflow Finish	Faucet Holes	Sink	Price
Slim Soft	Fireclay	<input type="radio"/> White	<input type="radio"/> Polished Chrome	<input type="checkbox"/> 1 1-hole tap	PSF3219W1	\$940
				<input type="checkbox"/> 3 3-hole tap	PSF3219W3	\$940

Name	Material	Towel Bar Finish	Overflow Finish	Towel Bar	Price
Slim Towel Bar <i>optional</i>	Brass	<input type="radio"/> Polished Chrome	<input type="radio"/> Polished Chrome	PSTB-PC	\$160
		<input type="radio"/> White Gloss	<input type="radio"/> White Gloss	PSTB-WG	\$235
		<input type="radio"/> Brushed Nickel	<input type="radio"/> Brushed Nickel	PSTB-BN	\$235
		<input type="radio"/> Matte Black	<input type="radio"/> Matte Black	PSTB-MB	\$235

Prices shown are per towel bar

Slim Soft

PSF4019W

39½" L x 19" W x 4⅞" H

3 other sizes available



 Made in Italy

Wall-mounted bathroom sink

Weight: 53lbs



1-hole tap



3-hole tap

Towel Bar *optional*

Easily attaches to underside of sink

Towel bar comes with overflow in matching finish



no towel bar



1 towel bar
left side



1 towel bar
right side



2 towel bars
both sides

Name	Material	Sink Finish	Overflow Finish	Faucet Holes	Sink	Price	
Slim Soft	Fireclay	<input type="radio"/> White	<input type="radio"/> Polished Chrome	<input type="checkbox"/> 1	1-hole tap	PSF4019W1	\$1045
				<input type="checkbox"/> 3	3-hole tap	PSF4019W3	\$1045

Name	Material	Towel Bar Finish	Overflow Finish	Towel Bar	Price
Slim Towel Bar <i>optional</i>	Brass	<input type="radio"/> Polished Chrome	<input type="radio"/> Polished Chrome	PSTB-PC	\$160
		<input type="radio"/> White Gloss	<input type="radio"/> White Gloss	PSTB-WG	\$235
		<input type="radio"/> Brushed Nickel	<input type="radio"/> Brushed Nickel	PSTB-BN	\$235
		<input type="radio"/> Matte Black	<input type="radio"/> Matte Black	PSTB-MB	\$235

Prices shown are per towel bar

Slim Square

PSQ2018W

19⁷/₈" L x 18¹/₄" W x 4⁷/₈" H

4 other sizes available



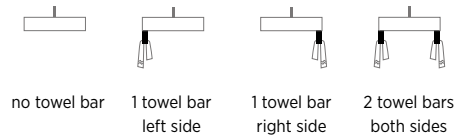
Made in Italy

Wall-mounted bathroom sink
Weight: 22lbs

1-hole tap 3-hole tap

Towel Bar *optional*

Easily attaches to underside of sink
Towel bar comes with overflow in matching finish



Name	Material	Sink Finish	Overflow Finish	Faucet Holes	Sink	Price
Slim Square	Fireclay	<input type="radio"/> White	<input type="radio"/> Polished Chrome	<input type="checkbox"/> 1 1-hole tap	PSQ2018W1	\$550
				<input type="checkbox"/> 3 3-hole tap	PSQ2018W3	\$550

Name	Material	Towel Bar Finish	Overflow Finish	Towel Bar	Price
Slim Towel Bar <i>optional</i>	Brass	<input type="radio"/> Polished Chrome	<input type="radio"/> Polished Chrome	PSTB-PC	\$160
		<input type="radio"/> White Gloss	<input type="radio"/> White Gloss	PSTB-WG	\$235
		<input type="radio"/> Brushed Nickel	<input type="radio"/> Brushed Nickel	PSTB-BN	\$235
		<input type="radio"/> Matte Black	<input type="radio"/> Matte Black	PSTB-MB	\$235

Prices shown are per towel bar

Slim Square

PSQ2418W

23³/₄" L x 18¹/₄" W x 4⁷/₈" H

4 other sizes available



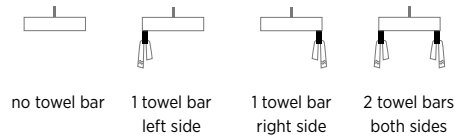
Made in Italy

Wall-mounted bathroom sink
Weight: 27lbs

1-hole tap 3-hole tap

Towel Bar *optional*

Easily attaches to underside of sink
Towel bar comes with overflow in matching finish



Name	Material	Sink Finish	Overflow Finish	Faucet Holes	Sink	Price
Slim Square	Fireclay	<input type="radio"/> White	<input type="radio"/> Polished Chrome	<input type="checkbox"/> 1 1-hole tap	PSQ2418W1	\$675
				<input type="checkbox"/> 3 3-hole tap	PSQ2418W3	\$675

Name	Material	Towel Bar Finish	Overflow Finish	Towel Bar	Price
Slim Towel Bar <i>optional</i>	Brass	<input type="radio"/> Polished Chrome	<input type="radio"/> Polished Chrome	PSTB-PC	\$160
		<input type="radio"/> White Gloss	<input type="radio"/> White Gloss	PSTB-WG	\$235
		<input type="radio"/> Brushed Nickel	<input type="radio"/> Brushed Nickel	PSTB-BN	\$235
		<input type="radio"/> Matte Black	<input type="radio"/> Matte Black	PSTB-MB	\$235

Prices shown are per towel bar

Slim Square

PSQ3218W

31⁵/₈" L x 18¹/₄" W x 4⁷/₈" H

4 other sizes available



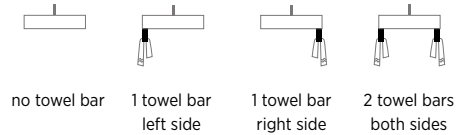
 Made in Italy

Wall-mounted bathroom sink
Weight: 40lbs

 1-hole tap  3-hole tap

Towel Bar *optional*

Easily attaches to underside of sink
Towel bar comes with overflow in matching finish



Name	Material	Sink Finish	Overflow Finish	Faucet Holes	Sink	Price
Slim Square	Fireclay	<input type="radio"/> White	<input type="radio"/> Polished Chrome	<input type="checkbox"/> 1 1-hole tap	PSQ3218W1	\$940
				<input type="checkbox"/> 3 3-hole tap	PSQ3218W3	\$940

Name	Material	Towel Bar Finish	Overflow Finish	Towel Bar	Price
Slim Towel Bar <i>optional</i>	Brass	<input type="radio"/> Polished Chrome	<input type="radio"/> Polished Chrome	PSTB-PC	\$160
		<input type="radio"/> White Gloss	<input type="radio"/> White Gloss	PSTB-WG	\$235
		<input type="radio"/> Brushed Nickel	<input type="radio"/> Brushed Nickel	PSTB-BN	\$235
		<input type="radio"/> Matte Black	<input type="radio"/> Matte Black	PSTB-MB	\$235

Prices shown are per towel bar

Slim Square

PSQ4018W

39½" L x 18¼" W x 4⅞" H

4 other sizes available



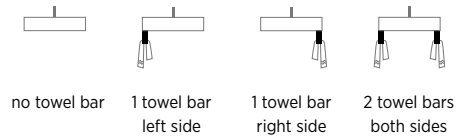
 Made in Italy

Wall-mounted bathroom sink
Weight: 55lbs

 1-hole tap  3-hole tap

Towel Bar *optional*

Easily attaches to underside of sink
Towel bar comes with overflow in matching finish



Name	Material	Sink Finish	Overflow Finish	Faucet Holes	Sink	Price
Slim Square	Fireclay	<input type="radio"/> White	<input type="radio"/> Polished Chrome	<input type="checkbox"/> 1 1-hole tap	PSQ4018W1	\$1045
				<input type="checkbox"/> 3 3-hole tap	PSQ4018W3	\$1045

Name	Material	Towel Bar Finish	Overflow Finish	Towel Bar	Price
Slim Towel Bar <i>optional</i>	Brass	<input type="radio"/> Polished Chrome	<input type="radio"/> Polished Chrome	PSTB-PC	\$160
		<input type="radio"/> White Gloss	<input type="radio"/> White Gloss	PSTB-WG	\$235
		<input type="radio"/> Brushed Nickel	<input type="radio"/> Brushed Nickel	PSTB-BN	\$235
		<input type="radio"/> Matte Black	<input type="radio"/> Matte Black	PSTB-MB	\$235

Prices shown are per towel bar

Slim Square

PSQ4818W

47³/₈" L x 18¹/₄" W x 4⁷/₈" H

4 other sizes available



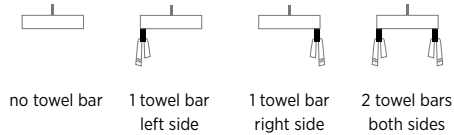
 Made in Italy

Wall-mounted bathroom sink
Weight: 57lbs

 1-hole tap  3-hole tap

Towel Bar *optional*

Easily attaches to underside of sink
Towel bar comes with overflow in matching finish



Name	Material	Sink Finish	Overflow Finish	Faucet Holes	Sink	Price
Slim Square	Fireclay	<input type="radio"/> White	<input type="radio"/> Polished Chrome	<input type="checkbox"/> 1 1-hole tap	PSQ4818W1	\$1,180
				<input type="checkbox"/> 3 3-hole tap	PSQ4818W3	\$1,180


Name	Material	Towel Bar Finish	Overflow Finish	Towel Bar	Price
Slim Towel Bar <i>optional</i>	Brass	<input type="radio"/> Polished Chrome	<input type="radio"/> Polished Chrome	PSTB-PC	\$160
		<input type="radio"/> White Gloss	<input type="radio"/> White Gloss	PSTB-WG	\$235
		<input type="radio"/> Brushed Nickel	<input type="radio"/> Brushed Nickel	PSTB-BN	\$235
		<input type="radio"/> Matte Black	<input type="radio"/> Matte Black	PSTB-MB	\$235

Prices shown are per towel bar


VANITIES



VANITY
FINISH
COMBINATIONS



WMWM
White Matte
White Matte



AMWM
Anthracite Matte
White Matte



WMGC
White Matte
Gray Chalk



AMGC
Anthracite Matte
Gray Chalk



WMHK
White Matte
Hazel Oak



AMHK
Anthracite Matte
Hazel Oak

Special Order:



WMVK
White Matte
Vintage Oak



AMVK
Anthracite Matte
Vintage Oak

SINKTOPS

CONTURA



GW
Glossy White



MW
Matte White

Faucet Holes
0 1 3

DUTONI



GC
Gray Chalk



HK
Hazel Oak

Faucet Holes
1 3

VANITY LEGS

VETTA



WM
White Matte



MB
Matte Black



SN
Satin Nickel



SB
Satin Brass

Legs can be installed in 2 configurations:

A
Angled front with corner alignment
accentuates vanity 45° detail



B
Flat front and inset alignment
creates a square look



Edge

PES242020 + PC2420

23⁷/₈" W x 20¹/₄" D x 19⁵/₈" H

6 sizes available



 Made in Italy

Edge Vanity

Wall-mounted bathroom vanity
Distinctive corners with 45° angle detail
2 soft-close drawers for storage
Matte lacquer body


Contura Sinktop




Mineral stone countertop
Integrated sink

Includes 3 overflow rings:

White Chrome Black

Vetta Legs *optional*

 Triangular metal vanity legs
Can be used in front or front and back

Name		Price	
 Edge Vanity	Body Finish	<input type="radio"/> WM White Matte <input checked="" type="radio"/> AM Anthracite Matte	BUILD YOUR VANITY MODEL NUMBER \$1,910 <div style="display: flex; align-items: center; gap: 10px;"> <div style="border: 1px solid black; padding: 2px 5px;">PES242020</div> + <div style="border: 1px solid black; padding: 2px 5px;"> </div> + <div style="border: 1px solid black; padding: 2px 5px;"> </div> </div> <div style="display: flex; justify-content: space-around; font-size: 8px; margin-top: 5px;"> <i>base model</i> <i>body finish code</i> <i>drawer finish code</i> </div>
	Drawer Finish	<input type="radio"/> WM White Matte <input type="radio"/> GC Gray Chalk <input type="radio"/> HK Hazel Oak <input type="radio"/> VK Vintage Oak <i>special order</i>	
 Contura Sinktop	Sinktop Finish	<input type="radio"/> GW Glossy White <input type="radio"/> MW Matte White	BUILD YOUR SINKTOP MODEL NUMBER \$650 <div style="display: flex; align-items: center; gap: 10px;"> <div style="border: 1px solid black; padding: 2px 5px;">PC2420</div> + <div style="border: 1px solid black; padding: 2px 5px;"> </div> + <div style="border: 1px solid black; padding: 2px 5px;"> </div> </div> <div style="display: flex; justify-content: space-around; font-size: 8px; margin-top: 5px;"> <i>base model</i> <i>sinktop finish code</i> <i>number of faucet holes</i> </div>
	Faucet Holes	<input type="checkbox"/> 0 0-hole tap <input type="checkbox"/> 1 1-hole tap <input type="checkbox"/> 3 3-hole tap	
 Vetta Legs <i>optional</i>	Legs Finish	<input type="radio"/> White Matte	PVLG-WM \$300
		<input checked="" type="radio"/> Matte Black	PVLG-MB \$300
		<input type="radio"/> Satin Nickel	PVLG-SN \$400
		<input type="radio"/> Satin Brass	PVLG-SB \$400

Prices shown are per pair of legs

Edge

PES282020 + PC2820

27³/₄" W x 20¹/₄" D x 19⁵/₈" H

6 sizes available



 Made in Italy

Edge Vanity

Wall-mounted bathroom vanity
Distinctive corners with 45° angle detail
2 soft-close drawers for storage
Matte lacquer body


Contura Sinktop




Mineral stone countertop
Integrated sink

Includes 3 overflow rings:

White Chrome Black

Vetta Legs *optional*

 Triangular metal vanity legs
Can be used in front or front and back

Name		Price	
	Edge Vanity	Body Finish <input type="radio"/> WM White Matte <input checked="" type="radio"/> AM Anthracite Matte	BUILD YOUR VANITY MODEL NUMBER \$2,015 <div style="display: flex; align-items: center; gap: 10px;"> <div style="border: 1px solid black; padding: 2px 5px;">PES282020</div> + <div style="border: 1px solid black; padding: 2px 5px;"> </div> + <div style="border: 1px solid black; padding: 2px 5px;"> </div> + <div style="border: 1px solid black; padding: 2px 5px;"> </div> </div> <p style="font-size: small; margin-top: 5px;"> <i>base model</i> <i>body finish code</i> <i>drawer finish code</i> </p>
	Drawer Finish <input type="radio"/> WM White Matte <input type="radio"/> GC Gray Chalk <input type="radio"/> HK Hazel Oak <input type="radio"/> VK Vintage Oak <i>special order</i>		
	Contura Sinktop	Sinktop Finish <input type="radio"/> GW Glossy White <input type="radio"/> MW Matte White	BUILD YOUR SINKTOP MODEL NUMBER \$755 <div style="display: flex; align-items: center; gap: 10px;"> <div style="border: 1px solid black; padding: 2px 5px;">PC2820</div> + <div style="border: 1px solid black; padding: 2px 5px;"> </div> + <div style="border: 1px solid black; padding: 2px 5px;"> </div> </div> <p style="font-size: small; margin-top: 5px;"> <i>base model</i> <i>sinktopy finish code</i> <i>number of faucet holes</i> </p>
	Faucet Holes <input type="checkbox"/> 0 0-hole tap <input type="checkbox"/> 1 1-hole tap <input type="checkbox"/> 3 3-hole tap		
	Vetta Legs <i>optional</i>	Legs Finish <input type="radio"/> White Matte	PVLG-WM \$300
		<input checked="" type="radio"/> Matte Black	PVLG-MB \$300
		<input type="radio"/> Satin Nickel	PVLG-SN \$400
		<input type="radio"/> Satin Brass	PVLG-SB \$400

Prices shown are per pair of legs

Edge

PES322020 + PC3220

31³/₄" W x 20¹/₄" D x 19⁵/₈" H

6 sizes available



 Made in Italy

Edge Vanity

Wall-mounted bathroom vanity
Distinctive corners with 45° angle detail
2 soft-close drawers for storage
Matte lacquer body


Contura Sinktop




Mineral stone countertop
Integrated sink

Includes 3 overflow rings:

White Chrome Black

Vetta Legs *optional*

 Triangular metal vanity legs
Can be used in front or front and back

Name		Price	
	Edge Vanity	Body Finish <input type="radio"/> WM White Matte <input checked="" type="radio"/> AM Anthracite Matte	BUILD YOUR VANITY MODEL NUMBER \$2,120 <div style="display: flex; align-items: center; gap: 10px;"> <div style="border: 1px solid black; padding: 2px 5px;">PES322020</div> + <div style="border: 1px solid black; padding: 2px 5px;"> </div> + <div style="border: 1px solid black; padding: 2px 5px;"> </div> </div> <div style="display: flex; justify-content: space-around; font-size: small; margin-top: 5px;"> <i>base model</i> <i>body finish code</i> <i>drawer finish code</i> </div>
	Drawer Finish <input type="radio"/> WM White Matte <input type="radio"/> GC Gray Chalk <input type="radio"/> HK Hazel Oak <input type="radio"/> VK Vintage Oak <i>special order</i>		
	Contura Sinktop	Sinktop Finish <input type="radio"/> GW Glossy White <input type="radio"/> MW Matte White	BUILD YOUR SINKTOP MODEL NUMBER \$865 <div style="display: flex; align-items: center; gap: 10px;"> <div style="border: 1px solid black; padding: 2px 5px;">PC3220</div> + <div style="border: 1px solid black; padding: 2px 5px;"> </div> + <div style="border: 1px solid black; padding: 2px 5px;"> </div> </div> <div style="display: flex; justify-content: space-around; font-size: small; margin-top: 5px;"> <i>base model</i> <i>sinktop finish code</i> <i>number of faucet holes</i> </div>
	Faucet Holes <input type="checkbox"/> 0 0-hole tap <input type="checkbox"/> 1 1-hole tap <input type="checkbox"/> 3 3-hole tap		
	Vetta Legs <i>optional</i>	Legs Finish <input type="radio"/> White Matte	PVLG-WM \$300
		<input checked="" type="radio"/> Matte Black	PVLG-MB \$300
		<input type="radio"/> Satin Nickel	PVLG-SN \$400
		<input type="radio"/> Satin Brass	PVLG-SB \$400

Prices shown are per pair of legs


Edge

PES362020 + PC3620

35⁵/₈" W x 20¹/₄" D x 19⁵/₈" H

6 sizes available



 Made in Italy

Edge Vanity

Wall-mounted bathroom vanity
Distinctive corners with 45° angle detail
2 soft-close drawers for storage
Matte lacquer body


Contura Sinktop




Mineral stone countertop
Integrated sink

Includes 3 overflow rings:

White Chrome Black

Vetta Legs *optional*

 Triangular metal vanity legs
Can be used in front or front and back

Name		Price	
	Edge Vanity	Body Finish <input type="radio"/> WM White Matte <input checked="" type="radio"/> AM Anthracite Matte	BUILD YOUR VANITY MODEL NUMBER \$2,225 <div style="display: flex; align-items: center; gap: 10px;"> <div style="border: 1px solid black; padding: 2px 5px;">PES362020</div> + <div style="border: 1px solid black; padding: 2px 5px;"> </div> + <div style="border: 1px solid black; padding: 2px 5px;"> </div> + <div style="border: 1px solid black; padding: 2px 5px;"> </div> + <div style="border: 1px solid black; padding: 2px 5px;"> </div> </div> <p style="font-size: small; margin-top: 5px;"> <i>base model</i> <i>body finish code</i> <i>drawer finish code</i> </p>
	Drawer Finish <input type="radio"/> WM White Matte <input type="radio"/> GC Gray Chalk <input type="radio"/> HK Hazel Oak <input type="radio"/> VK Vintage Oak <i>special order</i>		
	Contura Sinktop	Sinktop Finish <input type="radio"/> GW Glossy White <input type="radio"/> MW Matte White	BUILD YOUR SINKTOP MODEL NUMBER \$970 <div style="display: flex; align-items: center; gap: 10px;"> <div style="border: 1px solid black; padding: 2px 5px;">PC3620</div> + <div style="border: 1px solid black; padding: 2px 5px;"> </div> + <div style="border: 1px solid black; padding: 2px 5px;"> </div> + <div style="border: 1px solid black; padding: 2px 5px;"> </div> </div> <p style="font-size: small; margin-top: 5px;"> <i>base model</i> <i>sinktop finish code</i> <i>number of faucet holes</i> </p>
	Faucet Holes <input type="checkbox"/> 0 0-hole tap <input type="checkbox"/> 1 1-hole tap <input type="checkbox"/> 3 3-hole tap		
	Vetta Legs <i>optional</i>	Legs Finish <input type="radio"/> White Matte	PVLG-WM \$300
		<input checked="" type="radio"/> Matte Black	PVLG-MB \$300
		<input type="radio"/> Satin Nickel	PVLG-SN \$400
		<input type="radio"/> Satin Brass	PVLG-SB \$400

Prices shown are per pair of legs

Edge

PES422020 + PC4220

41³/₈" W x 20¹/₄" D x 19⁵/₈" H

6 sizes available



 Made in Italy

Edge Vanity

Wall-mounted bathroom vanity
Distinctive corners with 45° angle detail
2 soft-close drawers for storage
Matte lacquer body


Contura Sinktop




Mineral stone countertop
Integrated sink

Includes 3 overflow rings:

- White
- Chrome
- Black

Vetta Legs *optional*

 Triangular metal vanity legs
Can be used in front or front and back

Name		Price	
 Edge Vanity	Body Finish	<input type="radio"/> WM White Matte <input checked="" type="radio"/> AM Anthracite Matte	BUILD YOUR VANITY MODEL NUMBER \$2,330 <div style="display: flex; align-items: center; gap: 10px;"> <div style="border: 1px solid black; padding: 2px 5px;">PES422020</div> + <div style="border: 1px solid black; padding: 2px 5px;"> </div> + <div style="border: 1px solid black; padding: 2px 5px;"> </div> </div> <div style="display: flex; justify-content: space-around; font-size: 8px; margin-top: 5px;"> <i>base model</i> <i>body finish code</i> <i>drawer finish code</i> </div>
	Drawer Finish	<input type="radio"/> WM White Matte <input type="radio"/> GC Gray Chalk <input type="radio"/> HK Hazel Oak <input type="radio"/> VK Vintage Oak <i>special order</i>	
 Contura Sinktop	Sinktop Finish	<input type="radio"/> GW Glossy White <input type="radio"/> MW Matte White	BUILD YOUR SINKTOP MODEL NUMBER \$1,190 <div style="display: flex; align-items: center; gap: 10px;"> <div style="border: 1px solid black; padding: 2px 5px;">PC4220</div> + <div style="border: 1px solid black; padding: 2px 5px;"> </div> + <div style="border: 1px solid black; padding: 2px 5px;"> </div> </div> <div style="display: flex; justify-content: space-around; font-size: 8px; margin-top: 5px;"> <i>base model</i> <i>sinktop finish code</i> <i>number of faucet holes</i> </div>
	Faucet Holes	<input type="checkbox"/> 0 0-hole tap <input type="checkbox"/> 1 1-hole tap <input type="checkbox"/> 3 3-hole tap	
 Vetta Legs <i>optional</i>	Legs Finish	<input type="radio"/> White Matte	PVLG-WM \$300
		<input checked="" type="radio"/> Matte Black	PVLG-MB \$300
		<input type="radio"/> Satin Nickel	PVLG-SN \$400
		<input type="radio"/> Satin Brass	PVLG-SB \$400

Prices shown are per pair of legs

Edge

PES482020 + PC4820

47¼" W x 20¼" D x 19⅝" H

6 sizes available



Made in Italy

Edge Vanity

Wall-mounted bathroom vanity
Distinctive corners with 45° angle detail
2 soft-close drawers for storage
Matte lacquer body

Contura Sinktop

Mineral stone countertop
Integrated sink

Includes 3 overflow rings:

- White
- Chrome
- Black

Vetta Legs *optional*

Triangular metal vanity legs
Can be used in front or front and back

Name		Price		
	Edge Vanity	<p>Body Finish</p> <ul style="list-style-type: none"> <input type="radio"/> WM White Matte <input checked="" type="radio"/> AM Anthracite Matte <hr/> <p>Drawer Finish</p> <ul style="list-style-type: none"> <input type="radio"/> WM White Matte <input type="radio"/> GC Gray Chalk <input type="radio"/> HK Hazel Oak <input type="radio"/> VK Vintage Oak <i>special order</i> 	<p>BUILD YOUR VANITY MODEL NUMBER \$2,545</p> <p>PES482020 + <input type="text"/> <input type="text"/> + <input type="text"/> <input type="text"/></p> <p><i>base model body finish code drawer finish code</i></p>	
	Contura Sinktop	<p>Sinktop Finish</p> <ul style="list-style-type: none"> <input type="radio"/> GW Glossy White <input type="radio"/> MW Matte White <hr/> <p>Faucet Holes</p> <ul style="list-style-type: none"> <input type="checkbox"/> 0 0-hole tap <input type="checkbox"/> 1 1-hole tap <input type="checkbox"/> 3 3-hole tap 	<p>BUILD YOUR SINKTOP MODEL NUMBER \$1,300</p> <p>PC4820 + <input type="text"/> <input type="text"/> + <input type="text"/></p> <p><i>base model sinktop finish code number of faucet holes</i></p>	
	Vetta Legs <i>optional</i>	Legs Finish	<ul style="list-style-type: none"> <input type="radio"/> White Matte <input checked="" type="radio"/> Matte Black <input type="radio"/> Satin Nickel <input type="radio"/> Satin Brass 	<p>PVLG-WM \$300</p> <p>PVLG-MB \$300</p> <p>PVLG-SN \$400</p> <p>PVLG-SB \$400</p>

Prices shown are per pair of legs

Edge Dutoni

PES322020 + PD3220

31¾" W x 20¼" D x 19⅝" H

4 sizes available



Made in Italy

Edge Vanity

Wall-mounted bathroom vanity
Distinctive corners with 45° angle detail
2 soft-close drawers for storage
Matte lacquer body

Dutoni Sinktop

Countertop finish matches vanity drawers
Integrated matte white sink
Includes 3 overflow rings:

- White
- Chrome
- Black

Vetta Legs *optional*

Triangular metal vanity legs
Can be used in front or front and back

Name		Price	
	Edge Vanity	<p>Body Finish</p> <ul style="list-style-type: none"> <input type="radio"/> WM White Matte <input checked="" type="radio"/> AM Anthracite Matte <p>Drawer Finish</p> <ul style="list-style-type: none"> <input type="radio"/> GC Gray Chalk <input checked="" type="radio"/> HK Hazel Oak 	<p>BUILD YOUR VANITY MODEL NUMBER \$2,120</p> <p> <input type="text" value="PES322020"/> + <input type="text" value=""/> <input type="text" value=""/> + <input type="text" value=""/> <input type="text" value=""/> <small>base model body finish code drawer finish code</small> </p>
	Dutoni Sinktop	<p>Countertop Finish</p> <ul style="list-style-type: none"> <input type="radio"/> GC Gray Chalk <input checked="" type="radio"/> HK Hazel Oak <p>Sink Finish</p> <ul style="list-style-type: none"> <input type="radio"/> MW Matte White <p>Faucet Holes</p> <ul style="list-style-type: none"> <input type="checkbox"/> 1 1-hole tap <input checked="" type="checkbox"/> 3 3-hole tap 	<p>BUILD YOUR SINKTOP MODEL NUMBER \$1,275</p> <p> <input type="text" value="PD3220"/> + <input type="text" value=""/> <input type="text" value=""/> + <input type="text" value="M"/> <input type="text" value="W"/> + <input type="text" value=""/> <small>base model countertop finish code sink finish code number of faucet holes</small> </p>
	Vetta Legs <i>optional</i>	<p>Legs Finish</p> <ul style="list-style-type: none"> <input type="radio"/> White Matte <input checked="" type="radio"/> Matte Black <input type="radio"/> Satin Nickel <input type="radio"/> Satin Brass 	<p>PVLG-WM \$300</p> <p>PVLG-MB \$300</p> <p>PVLG-SN \$400</p> <p>PVLG-SB \$400</p>

Prices shown are per pair of legs

Edge Dutoni

PES362020 + PD3620

35⁵/₈" W x 20¹/₄" D x 19⁵/₈" H

4 sizes available



Made in Italy

Edge Vanity

Wall-mounted bathroom vanity
Distinctive corners with 45° angle detail
2 soft-close drawers for storage
Matte lacquer body

Dutoni Sinktop

Countertop finish matches vanity drawers
Integrated matte white sink
Includes 3 overflow rings:

- White
- Chrome
- Black

Vetta Legs *optional*

Triangular metal vanity legs
Can be used in front or front and back

Name		Price		
	Edge Vanity	<p>Body Finish</p> <ul style="list-style-type: none"> <input type="radio"/> WM White Matte <input checked="" type="radio"/> AM Anthracite Matte <p>Drawer Finish</p> <ul style="list-style-type: none"> <input type="radio"/> GC Gray Chalk <input checked="" type="radio"/> HK Hazel Oak 	<p>BUILD YOUR VANITY MODEL NUMBER \$2,225</p> <p> <input type="text" value="PES362020"/> + <input type="text" value=""/> <input type="text" value=""/> + <input type="text" value=""/> <input type="text" value=""/> <i>base model</i> <i>body finish code</i> <i>drawer finish code</i> </p>	
	Dutoni Sinktop	<p>Countertop Finish</p> <ul style="list-style-type: none"> <input type="radio"/> GC Gray Chalk <input checked="" type="radio"/> HK Hazel Oak <p>Sink Finish</p> <ul style="list-style-type: none"> <input type="radio"/> MW Matte White <p>Faucet Holes</p> <ul style="list-style-type: none"> <input type="checkbox"/> 1 1-hole tap <input checked="" type="checkbox"/> 3 3-hole tap 	<p>BUILD YOUR SINKTOP MODEL NUMBER \$1,350</p> <p> <input type="text" value="PD3620"/> + <input type="text" value=""/> <input type="text" value=""/> + <input type="text" value="M"/> <input type="text" value="W"/> + <input type="text" value=""/> <i>base model</i> <i>countertop finish code</i> <i>sink finish code</i> <i>number of faucet holes</i> </p>	
	Vetta Legs <i>optional</i>	Legs Finish	<ul style="list-style-type: none"> <input type="radio"/> White Matte <input checked="" type="radio"/> Matte Black <input type="radio"/> Satin Nickel <input type="radio"/> Satin Brass 	<p>PVLG-WM \$300</p> <p>PVLG-MB \$300</p> <p>PVLG-SN \$400</p> <p>PVLG-SB \$400</p>
		<p><i>Prices shown are per pair of legs</i></p>		

Edge Dutoni

PES422020 + PD4220

41³/₈" W x 20¹/₄" D x 19⁵/₈" H

4 sizes available



 Made in Italy

Edge Vanity


Wall-mounted bathroom vanity
Distinctive corners with 45° angle detail
2 soft-close drawers for storage
Matte lacquer body



Dutoni Sinktop

Countertop finish matches vanity drawers
Integrated matte white sink
Includes 3 overflow rings:

- White
- Chrome
- Black

Vetta Legs *optional*

 Triangular metal vanity legs
Can be used in front or front and back

Name		Price	
	Edge Vanity	<p>Body Finish</p> <ul style="list-style-type: none"> <input type="radio"/> WM White Matte <input checked="" type="radio"/> AM Anthracite Matte <p>Drawer Finish</p> <ul style="list-style-type: none"> <input type="radio"/> GC Gray Chalk <input checked="" type="radio"/> HK Hazel Oak 	<p>BUILD YOUR VANITY MODEL NUMBER \$2,330</p> <p>PES422020 + <input type="text"/> <input type="text"/> + <input type="text"/> <input type="text"/></p> <p><i>base model body finish code drawer finish code</i></p>
	Dutoni Sinktop	<p>Countertop Finish</p> <ul style="list-style-type: none"> <input type="radio"/> GC Gray Chalk <input checked="" type="radio"/> HK Hazel Oak <p>Sink Finish</p> <ul style="list-style-type: none"> <input type="radio"/> MW Matte White <p>Faucet Holes</p> <ul style="list-style-type: none"> <input type="checkbox"/> 1 1-hole tap <input checked="" type="checkbox"/> 3 3-hole tap 	<p>BUILD YOUR SINKTOP MODEL NUMBER \$1,475</p> <p>PD4220 + <input type="text"/> <input type="text"/> + <input type="text"/> <input type="text"/> + <input type="text"/></p> <p><i>base model countertop finish code sink finish code number of faucet holes</i></p>
	Vetta Legs <i>optional</i>	<p>Legs Finish</p> <ul style="list-style-type: none"> <input type="radio"/> White Matte <input checked="" type="radio"/> Matte Black <input type="radio"/> Satin Nickel <input type="radio"/> Satin Brass 	<p>PVLG-WM \$300</p> <p>PVLG-MB \$300</p> <p>PVLG-SN \$400</p> <p>PVLG-SB \$400</p>

Prices shown are per pair of legs

Edge Dutoni

PES482020 + PD4820

47¼" W x 20¼" D x 19⅝" H

4 sizes available



Made in Italy

Edge Vanity

Wall-mounted bathroom vanity
Distinctive corners with 45° angle detail
2 soft-close drawers for storage
Matte lacquer body

Dutoni Sinktop

Countertop finish matches vanity drawers
Integrated matte white sink
Includes 3 overflow rings:

- White
- Chrome
- Black

Vetta Legs *optional*

Triangular metal vanity legs
Can be used in front or front and back

Name		Price		
	Edge Vanity	<p>Body Finish</p> <ul style="list-style-type: none"> <input type="radio"/> WM White Matte <input checked="" type="radio"/> AM Anthracite Matte <p>Drawer Finish</p> <ul style="list-style-type: none"> <input type="radio"/> GC Gray Chalk <input checked="" type="radio"/> HK Hazel Oak 	<p>BUILD YOUR VANITY MODEL NUMBER \$2,545</p> <p>PES482020 + <input type="text"/> <input type="text"/> + <input type="text"/> <input type="text"/></p> <p><i>base model body finish code drawer finish code</i></p>	
	Dutoni Sinktop	<p>Countertop Finish</p> <ul style="list-style-type: none"> <input type="radio"/> GC Gray Chalk <input checked="" type="radio"/> HK Hazel Oak <p>Sink Finish</p> <ul style="list-style-type: none"> <input type="radio"/> MW Matte White <p>Faucet Holes</p> <ul style="list-style-type: none"> <input type="checkbox"/> 1 1-hole tap <input checked="" type="checkbox"/> 3 3-hole tap 	<p>BUILD YOUR SINKTOP MODEL NUMBER \$1,650</p> <p>PD4820 + <input type="text"/> <input type="text"/> + <input type="text"/> <input type="text"/> + <input type="text"/></p> <p><i>base model countertop finish code sink finish code number of faucet holes</i></p>	
	Vetta Legs <i>optional</i>	Legs Finish	<ul style="list-style-type: none"> <input type="radio"/> White Matte <input checked="" type="radio"/> Matte Black <input type="radio"/> Satin Nickel <input type="radio"/> Satin Brass 	<p>PVLG-WM \$300</p> <p>PVLG-MB \$300</p> <p>PVLG-SN \$400</p> <p>PVLG-SB \$400</p>
		<p><i>Prices shown are per pair of legs</i></p>		

Edge Loft

PLS242020 + PC2420

23⁷/₈" W x 20¹/₄" D x 19⁵/₈" H

4 sizes available



Made in Italy

Edge Loft Vanity

Wall-mounted bathroom vanity
Distinctive corners with 45° angle detail
1 soft-close drawer for storage
1 open shelf
Matte lacquer body

Contura Sinktop

Mineral stone countertop
Integrated sink
Includes 3 overflow rings:

- White
- Chrome
- Black

Vetta Legs *optional*

Triangular metal vanity legs
Can be used in front or front and back

Name		Price
	Edge Loft Vanity Body Finish <input type="radio"/> WM White Matte <input checked="" type="radio"/> AM Anthracite Matte <hr/> Drawer Finish <input type="radio"/> WM White Matte <input type="radio"/> GC Gray Chalk <input type="radio"/> HK Hazel Oak <input type="radio"/> VK Vintage Oak <i>special order</i>	BUILD YOUR VANITY MODEL NUMBER \$1,695 <div style="display: flex; align-items: center; gap: 10px;"> <div style="border: 1px solid black; padding: 2px 5px;">PLS242020</div> + <div style="border: 1px solid black; padding: 2px 5px;"> </div> + <div style="border: 1px solid black; padding: 2px 5px;"> </div> </div> <p style="font-size: small; margin-top: 5px;"> <i>base model</i> <i>body finish code</i> <i>drawer finish code</i> </p>
	Contura Sinktop Sinktop Finish <input type="radio"/> GW Glossy White <input type="radio"/> MW Matte White <hr/> Faucet Holes <input type="checkbox"/> 0 0-hole tap <input type="checkbox"/> 1 1-hole tap <input type="checkbox"/> 3 3-hole tap	BUILD YOUR SINKTOP MODEL NUMBER \$650 <div style="display: flex; align-items: center; gap: 10px;"> <div style="border: 1px solid black; padding: 2px 5px;">PC2420</div> + <div style="border: 1px solid black; padding: 2px 5px;"> </div> + <div style="border: 1px solid black; padding: 2px 5px;"> </div> </div> <p style="font-size: small; margin-top: 5px;"> <i>base model</i> <i>sinktop finish code</i> <i>number of faucet holes</i> </p>
	Vetta Legs <i>optional</i> Legs Finish <input type="radio"/> White Matte <hr/> <input checked="" type="radio"/> Matte Black <hr/> <input type="radio"/> Satin Nickel <hr/> <input type="radio"/> Satin Brass	PVLG-WM \$300 <hr/> PVLG-MB \$300 <hr/> PVLG-SN \$400 <hr/> PVLG-SB \$400
	Prices shown are per pair of legs	

Edge Loft

PLS282020 + PC2820

27³/₄" W x 20¹/₄" D x 19⁵/₈" H

4 sizes available



Made in Italy

Edge Loft Vanity

Wall-mounted bathroom vanity
Distinctive corners with 45° angle detail
1 soft-close drawer for storage
1 open shelf
Matte lacquer body

Contura Sinktop

Mineral stone countertop
Integrated sink
Includes 3 overflow rings:

- White
- Chrome
- Black

Vetta Legs *optional*

Triangular metal vanity legs
Can be used in front or front and back

Name		Price		
	Edge Loft Vanity	<p>Body Finish</p> <ul style="list-style-type: none"> <input type="radio"/> WM White Matte <input checked="" type="radio"/> AM Anthracite Matte <hr/> <p>Drawer Finish</p> <ul style="list-style-type: none"> <input type="radio"/> WM White Matte <input type="radio"/> GC Gray Chalk <input type="radio"/> HK Hazel Oak <input type="radio"/> VK Vintage Oak <i>special order</i> 	<p>BUILD YOUR VANITY MODEL NUMBER \$1,800</p> <p> <input type="text" value="PLS282020"/> + <input type="text" value=""/> <input type="text" value=""/> + <input type="text" value=""/> <input type="text" value=""/> <small>base model body finish code drawer finish code</small> </p>	
	Contura Sinktop	<p>Sinktop Finish</p> <ul style="list-style-type: none"> <input type="radio"/> GW Glossy White <input type="radio"/> MW Matte White <hr/> <p>Faucet Holes</p> <ul style="list-style-type: none"> <input type="checkbox"/> 0 0-hole tap <input type="checkbox"/> 1 1-hole tap <input type="checkbox"/> 3 3-hole tap 	<p>BUILD YOUR SINKTOP MODEL NUMBER \$755</p> <p> <input type="text" value="PC2820"/> + <input type="text" value=""/> <input type="text" value=""/> + <input type="text" value=""/> <small>base model sinktop finish code number of faucet holes</small> </p>	
	Vetta Legs <i>optional</i>	Legs Finish	<ul style="list-style-type: none"> <input type="radio"/> White Matte <input checked="" type="radio"/> Matte Black <input type="radio"/> Satin Nickel <input type="radio"/> Satin Brass 	<p>PVLG-WM \$300</p> <hr/> <p>PVLG-MB \$300</p> <hr/> <p>PVLG-SN \$400</p> <hr/> <p>PVLG-SB \$400</p>
		<i>Prices shown are per pair of legs</i>		

Edge Loft

PLS322020 + PC3220

31¾" W x 20¼" D x 19⅝" H

4 sizes available



Made in Italy

Edge Loft Vanity

Wall-mounted bathroom vanity
Distinctive corners with 45° angle detail
1 soft-close drawer for storage
1 open shelf
Matte lacquer body

Contura Sinktop

Mineral stone countertop
Integrated sink
Includes 3 overflow rings:

- White
- Chrome
- Black

Vetta Legs *optional*

Triangular metal vanity legs
Can be used in front or front and back

Name		Price	
	Edge Loft Vanity	BUILD YOUR VANITY MODEL NUMBER \$1,910 <div style="display: flex; align-items: center; gap: 10px;"> <div style="border: 1px solid black; padding: 2px 10px;">PLS322020</div> + <div style="border: 1px solid black; padding: 2px 10px;"> </div> + <div style="border: 1px solid black; padding: 2px 10px;"> </div> </div> <div style="display: flex; justify-content: space-around; font-size: small; margin-top: 5px;"> <i>base model</i> <i>body finish code</i> <i>drawer finish code</i> </div>	
	<p>Body Finish</p> <ul style="list-style-type: none"> <input type="radio"/> WM White Matte <input checked="" type="radio"/> AM Anthracite Matte <hr/> <p>Drawer Finish</p> <ul style="list-style-type: none"> <input type="radio"/> WM White Matte <input type="radio"/> GC Gray Chalk <input type="radio"/> HK Hazel Oak <input type="radio"/> VK Vintage Oak <i>special order</i> 		
	Contura Sinktop	BUILD YOUR SINKTOP MODEL NUMBER \$865 <div style="display: flex; align-items: center; gap: 10px;"> <div style="border: 1px solid black; padding: 2px 10px;">PC3220</div> + <div style="border: 1px solid black; padding: 2px 10px;"> </div> + <div style="border: 1px solid black; padding: 2px 10px;"> </div> </div> <div style="display: flex; justify-content: space-around; font-size: small; margin-top: 5px;"> <i>base model</i> <i>sinktop finish code</i> <i>number of faucet holes</i> </div>	
	<p>Sinktop Finish</p> <ul style="list-style-type: none"> <input type="radio"/> GW Glossy White <input type="radio"/> MW Matte White <hr/> <p>Faucet Holes</p> <ul style="list-style-type: none"> <input type="checkbox"/> 0 0-hole tap <input type="checkbox"/> 1 1-hole tap <input type="checkbox"/> 3 3-hole tap 		
	Vetta Legs <i>optional</i>	<p>Legs Finish</p> <ul style="list-style-type: none"> <input type="radio"/> White Matte 	PVLG-WM \$300
		<ul style="list-style-type: none"> <input checked="" type="radio"/> Matte Black 	PVLG-MB \$300
		<ul style="list-style-type: none"> <input type="radio"/> Satin Nickel 	PVLG-SN \$400
		<ul style="list-style-type: none"> <input type="radio"/> Satin Brass 	PVLG-SB \$400

Prices shown are per pair of legs

Edge Loft

PLS362020 + PC3620

35⁵/₈" W x 20¹/₄" D x 19⁵/₈" H

4 sizes available



 Made in Italy

Edge Loft Vanity


Wall-mounted bathroom vanity
Distinctive corners with 45° angle detail
1 soft-close drawer for storage
1 open shelf
Matte lacquer body




Contura Sinktop

Mineral stone countertop
Integrated sink
Includes 3 overflow rings:

- White
- Chrome
- Black

Vetta Legs *optional*

 Triangular metal vanity legs
Can be used in front or front and back

Name		Price	
	Edge Loft Vanity	<p>Body Finish</p> <ul style="list-style-type: none"> <input type="radio"/> WM White Matte <input checked="" type="radio"/> AM Anthracite Matte <hr/> <p>Drawer Finish</p> <ul style="list-style-type: none"> <input type="radio"/> WM White Matte <input type="radio"/> GC Gray Chalk <input type="radio"/> HK Hazel Oak <input type="radio"/> VK Vintage Oak <i>special order</i> 	<p>BUILD YOUR VANITY MODEL NUMBER \$2,015</p> <p> <input type="text" value="PLS362020"/> + <input type="text" value=""/> <input type="text" value=""/> + <input type="text" value=""/> <input type="text" value=""/> <i>base model</i> <i>body finish code</i> <i>drawer finish code</i> </p>
		Contura Sinktop	<p>Sinktop Finish</p> <ul style="list-style-type: none"> <input type="radio"/> GW Glossy White <input type="radio"/> MW Matte White <hr/> <p>Faucet Holes</p> <ul style="list-style-type: none"> <input type="checkbox"/> 0 0-hole tap <input type="checkbox"/> 1 1-hole tap <input type="checkbox"/> 3 3-hole tap
	Vetta Legs <i>optional</i>	<p>Legs Finish</p> <ul style="list-style-type: none"> <input type="radio"/> White Matte <input checked="" type="radio"/> Matte Black <input type="radio"/> Satin Nickel <input type="radio"/> Satin Brass 	<p>PVLG-WM \$300</p> <hr/> <p>PVLG-MB \$300</p> <hr/> <p>PVLG-SN \$400</p> <hr/> <p>PVLG-SB \$400</p>

Prices shown are per pair of legs

Edge Loft Dutoni

PLS322020 + PD3220

31¾" W x 20¼" D x 19⅝" H

2 sizes available



 Made in Italy

Edge Loft Vanity

Wall-mounted bathroom vanity
 Distinctive corners with 45° angle detail
 1 soft-close drawer for storage
 1 open shelf
 Matte lacquer body

Dutoni Sinktop




Countertop finish matches vanity drawers
 Integrated matte white sink
 Includes 3 overflow rings:

- White
- Chrome
- Black

Vetta Legs *optional*



Triangular metal vanity legs
 Can be used in front or front and back

Name		Price	
 Edge Loft Vanity	Body Finish	<input type="radio"/> WM White Matte <input checked="" type="radio"/> AM Anthracite Matte	BUILD YOUR VANITY MODEL NUMBER \$1,910 <div style="display: flex; align-items: center; justify-content: center; gap: 10px;"> <div style="border: 1px solid black; padding: 2px 5px;">PLS322020</div> + <div style="border: 1px solid black; padding: 2px 5px;"> </div> + <div style="border: 1px solid black; padding: 2px 5px;"> </div> + <div style="border: 1px solid black; padding: 2px 5px;"> </div> </div> <p style="font-size: small; text-align: center;"> base model body finish code drawer finish code </p>
	Drawer Finish	<input type="radio"/> GC Gray Chalk <input checked="" type="radio"/> HK Hazel Oak	
 Dutoni Sinktop	Countertop Finish	<input type="radio"/> GC Gray Chalk <input checked="" type="radio"/> HK Hazel Oak	BUILD YOUR SINKTOP MODEL NUMBER \$1,275 <div style="display: flex; align-items: center; justify-content: center; gap: 10px;"> <div style="border: 1px solid black; padding: 2px 5px;">PD3220</div> + <div style="border: 1px solid black; padding: 2px 5px;"> </div> + <div style="border: 1px solid black; padding: 2px 5px;"> </div> + <div style="border: 1px solid black; padding: 2px 5px;">M</div> <div style="border: 1px solid black; padding: 2px 5px;">W</div> + <div style="border: 1px solid black; padding: 2px 5px;"> </div> </div> <p style="font-size: small; text-align: center;"> base model countertop finish code sink finish code number of faucet holes </p>
	Sink Finish	<input type="radio"/> MW Matte White	
	Faucet Holes	<input type="checkbox"/> 1 1-hole tap <input checked="" type="checkbox"/> 3 3-hole tap	
 Vetta Legs <i>optional</i>	Legs Finish	<input type="radio"/> White Matte	PVLG-WM \$300
		<input checked="" type="radio"/> Matte Black	PVLG-MB \$300
		<input type="radio"/> Satin Nickel	PVLG-SN \$400
		<input checked="" type="radio"/> Satin Brass	PVLG-SB \$400

Prices shown are per pair of legs

Edge Loft Dutoni

PLS362020 + PD3620

35⁵/₈" W x 20¹/₄" D x 19⁵/₈" H

2 sizes available



Made in Italy

Edge Loft Vanity

Wall-mounted bathroom vanity
Distinctive corners with 45° angle detail
1 soft-close drawer for storage
1 open shelf
Matte lacquer body

Dutoni Sinktop

Countertop finish matches vanity drawers
Integrated matte white sink
Includes 3 overflow rings:

White Chrome Black

Vetta Legs *optional*



Triangular metal vanity legs
Can be used in front or front and back

Name			Price	
	Edge Loft Vanity	Body Finish	<input type="radio"/> WM White Matte <input checked="" type="radio"/> AM Anthracite Matte	BUILD YOUR VANITY MODEL NUMBER \$2,015 <div style="display: flex; align-items: center; justify-content: center; gap: 10px;"> <div style="border: 1px solid black; padding: 2px 5px;">PLS322020</div> + <div style="border: 1px solid black; padding: 2px 5px;"> </div> + <div style="border: 1px solid black; padding: 2px 5px;"> </div> + <div style="border: 1px solid black; padding: 2px 5px;"> </div> </div> <p style="font-size: small; text-align: center; margin-top: 5px;"> <i>base model body finish code drawer finish code</i> </p>
		Drawer Finish	<input type="radio"/> GC Gray Chalk <input checked="" type="radio"/> HK Hazel Oak	
	Dutoni Sinktop	Countertop Finish	<input type="radio"/> GC Gray Chalk <input checked="" type="radio"/> HK Hazel Oak	BUILD YOUR SINKTOP MODEL NUMBER \$1350 <div style="display: flex; align-items: center; justify-content: center; gap: 10px;"> <div style="border: 1px solid black; padding: 2px 5px;">PD3220</div> + <div style="border: 1px solid black; padding: 2px 5px;"> </div> + <div style="border: 1px solid black; padding: 2px 5px;"> </div> + <div style="border: 1px solid black; padding: 2px 5px;">M</div> <div style="border: 1px solid black; padding: 2px 5px;">W</div> + <div style="border: 1px solid black; padding: 2px 5px;"> </div> </div> <p style="font-size: small; text-align: center; margin-top: 5px;"> <i>base model countertop finish code sink finish code number of faucet holes</i> </p>
		Sink Finish	<input type="radio"/> MW Matte White	
		Faucet Holes	<input type="checkbox"/> 1 1-hole tap <input checked="" type="checkbox"/> 3 3-hole tap	
	Vetta Legs <i>optional</i>	Legs Finish	<input type="radio"/> White Matte <input checked="" type="radio"/> Matte Black <input type="radio"/> Satin Nickel <input checked="" type="radio"/> Satin Brass	PVLG-WM \$300 PVLG-MB \$300 PVLG-SN \$400 PVLG-SB \$400
		<p style="font-size: small; margin-top: 10px;">Prices shown are per pair of legs</p>		

Slat

PSS2420NN + PC2420

23⁷/₈" W x 20¹/₄" D x 19⁵/₈" H

5 sizes available



Made in Italy

Slat Vanity

- Wall-mounted bathroom vanity
- Vertical ribbed detailing
- Integrated metal trim
- Spacious single drawer with inset drawer
- Soft-close drawers

Contura Sinktop

- Mineral stone countertop
- Integrated sink
- Includes 3 overflow rings:
 - White
 - Chrome
 - Black

Name		Price	
Slat Vanity	Body Finish	<input checked="" type="radio"/> N Walnut	BUILD YOUR VANITY MODEL NUMBER \$2,300 <div style="display: flex; justify-content: space-around; align-items: center;"> <div style="border: 1px solid black; padding: 2px;">PSS2420NN</div> + <div style="border: 1px solid black; width: 20px; height: 20px;"></div> + <div style="border: 1px solid black; width: 20px; height: 20px;"></div> + <div style="border: 1px solid black; width: 20px; height: 20px;"></div> <div style="border: 1px solid black; width: 20px; height: 20px;"></div> </div> <div style="display: flex; justify-content: space-around; font-size: small; margin-top: 5px;"> <i>base model</i> <i>body finish code</i> <i>drawer finish code</i> <i>trim finish code</i> </div>
	Drawer Finish	<input checked="" type="radio"/> N Walnut	
	Trim Finish	<input checked="" type="radio"/> MB Matte Black <input type="radio"/> MG Matte Gold	
Contura Sinktop	Sinktop Finish	<input type="radio"/> GW Glossy White <input type="radio"/> MW Matte White	BUILD YOUR SINKTOP MODEL NUMBER \$650 <div style="display: flex; justify-content: space-around; align-items: center;"> <div style="border: 1px solid black; padding: 2px;">PC2420</div> + <div style="border: 1px solid black; width: 20px; height: 20px;"></div> + <div style="border: 1px solid black; width: 20px; height: 20px;"></div> </div> <div style="display: flex; justify-content: space-around; font-size: small; margin-top: 5px;"> <i>base model</i> <i>sinktop finish code</i> <i>number of faucet holes</i> </div>
	Faucet Holes	<input type="checkbox"/> 0 0-hole tap <input type="checkbox"/> 1 1-hole tap <input type="checkbox"/> 3 3-hole tap	

Slat

PSS2820NN + PC2820

27³/₄" W x 20¹/₄" D x 19⁵/₈" H

5 sizes available





 Made in Italy

Slat Vanity

- Wall-mounted bathroom vanity
- Vertical ribbed detailing
- Integrated metal trim
- Spacious single drawer with inset drawer
- Soft-close drawers

Contura Sinktop

- Mineral stone countertop
- Integrated sink
- Includes 3 overflow rings:
 - White
 - Chrome
 - Black

Name				Price
	Slat Vanity	Body Finish	<input checked="" type="radio"/> N Walnut	BUILD YOUR VANITY MODEL NUMBER \$2,400 <div style="display: flex; justify-content: space-around; align-items: center; margin-top: 10px;"> <div style="border: 1px solid black; padding: 2px 5px;">PSS2820NN</div> + <div style="border: 1px solid black; width: 20px; height: 20px; display: flex; align-items: center; justify-content: center;"> </div> + <div style="border: 1px solid black; width: 20px; height: 20px; display: flex; align-items: center; justify-content: center;"> </div> + <div style="border: 1px solid black; width: 20px; height: 20px; display: flex; align-items: center; justify-content: center;"> </div> <div style="border: 1px solid black; width: 20px; height: 20px; display: flex; align-items: center; justify-content: center;"> </div> </div> <div style="display: flex; justify-content: space-around; font-size: 8px; margin-top: 5px;"> <i>base model</i> <i>body finish code</i> <i>drawer finish code</i> <i>trim finish code</i> </div>
		Drawer Finish	<input checked="" type="radio"/> N Walnut	
		Trim Finish	<input checked="" type="radio"/> MB Matte Black <input type="radio"/> MG Matte Gold	
	Contura Sinktop	Sinktop Finish	<input type="radio"/> GW Glossy White <input type="radio"/> MW Matte White	BUILD YOUR SINKTOP MODEL NUMBER \$755 <div style="display: flex; justify-content: space-around; align-items: center; margin-top: 10px;"> <div style="border: 1px solid black; padding: 2px 5px;">PC2820</div> + <div style="border: 1px solid black; width: 20px; height: 20px; display: flex; align-items: center; justify-content: center;"> </div> + <div style="border: 1px solid black; width: 20px; height: 20px; display: flex; align-items: center; justify-content: center;"> </div> </div> <div style="display: flex; justify-content: space-around; font-size: 8px; margin-top: 5px;"> <i>base model</i> <i>sinktop finish code</i> <i>number of faucet holes</i> </div>
		Faucet Holes	<input type="checkbox"/> 0 0-hole tap <input type="checkbox"/> 1 1-hole tap <input type="checkbox"/> 3 3-hole tap	


Slat

PSS3420NN + PC3420

33⁵/₈" W x 20¹/₄" D x 19⁵/₈" H

5 sizes available





 Made in Italy

Slat Vanity

- Wall-mounted bathroom vanity
- Vertical ribbed detailing
- Integrated metal trim
- Spacious single drawer with inset drawer
- Soft-close drawers

Contura Sinktop

- Mineral stone countertop
- Integrated sink
- Includes 3 overflow rings:
 - White
 - Chrome
 - Black

Name		Price	
 Slat Vanity	Body Finish	<input checked="" type="radio"/> N Walnut	BUILD YOUR VANITY MODEL NUMBER \$2,600 <div style="display: flex; justify-content: space-around; align-items: center; margin-top: 10px;"> <div style="border: 1px solid black; padding: 2px 5px;">PSS3420NN</div> + <div style="border: 1px solid black; width: 20px; height: 20px; display: flex; align-items: center; justify-content: center;"> </div> + <div style="border: 1px solid black; width: 20px; height: 20px; display: flex; align-items: center; justify-content: center;"> </div> + <div style="border: 1px solid black; width: 20px; height: 20px; display: flex; align-items: center; justify-content: center;"> </div> <div style="border: 1px solid black; width: 20px; height: 20px; display: flex; align-items: center; justify-content: center;"> </div> </div> <div style="display: flex; justify-content: space-around; font-size: 8px; margin-top: 5px;"> <i>base model</i> <i>body finish code</i> <i>drawer finish code</i> <i>trim finish code</i> </div>
	Drawer Finish	<input checked="" type="radio"/> N Walnut	
	Trim Finish	<input checked="" type="radio"/> MB Matte Black <input type="radio"/> MG Matte Gold	
 Contura Sinktop	Sinktop Finish	<input type="radio"/> GW Glossy White <input type="radio"/> MW Matte White	BUILD YOUR SINKTOP MODEL NUMBER \$920 <div style="display: flex; justify-content: space-around; align-items: center; margin-top: 10px;"> <div style="border: 1px solid black; padding: 2px 5px;">PC3420</div> + <div style="border: 1px solid black; width: 20px; height: 20px; display: flex; align-items: center; justify-content: center;"> </div> + <div style="border: 1px solid black; width: 20px; height: 20px; display: flex; align-items: center; justify-content: center;"> </div> </div> <div style="display: flex; justify-content: space-around; font-size: 8px; margin-top: 5px;"> <i>base model</i> <i>sinktop finish code</i> <i>number of faucet holes</i> </div>
	Faucet Holes	<input type="checkbox"/> 0 0-hole tap <input type="checkbox"/> 1 1-hole tap <input type="checkbox"/> 3 3-hole tap	

Slat

PSS3820NN + PC3820

37⁵/₈" W x 20¹/₄" D x 19⁵/₈" H

5 sizes available





 Made in Italy

Slat Vanity

- Wall-mounted bathroom vanity
- Vertical ribbed detailing
- Integrated metal trim
- Spacious single drawer with inset drawer
- Soft-close drawers

Contura Sinktop

- Mineral stone countertop
- Integrated sink
- Includes 3 overflow rings:
 - White
 - Chrome
 - Black

Name				Price
	Slat Vanity	Body Finish	<input checked="" type="radio"/> N Walnut	BUILD YOUR VANITY MODEL NUMBER \$2,700 <div style="display: flex; justify-content: space-around; align-items: center;"> <div style="border: 1px solid black; padding: 2px;">PSS3820NN</div> <div>+</div> <div style="border: 1px solid black; width: 20px; height: 20px;"></div> <div>+</div> <div style="border: 1px solid black; width: 20px; height: 20px;"></div> <div>+</div> <div style="border: 1px solid black; width: 20px; height: 20px;"></div> <div style="border: 1px solid black; width: 20px; height: 20px;"></div> </div> <div style="display: flex; justify-content: space-around; font-size: small; margin-top: 5px;"> base model body finish code drawer finish code trim finish code </div>
		Drawer Finish	<input checked="" type="radio"/> N Walnut	
		Trim Finish	<input checked="" type="radio"/> MB Matte Black <input type="radio"/> MG Matte Gold	
	Contura Sinktop	Sinktop Finish	<input type="radio"/> GW Glossy White <input type="radio"/> MW Matte White	BUILD YOUR SINKTOP MODEL NUMBER \$1,025 <div style="display: flex; justify-content: space-around; align-items: center;"> <div style="border: 1px solid black; padding: 2px;">PC3820</div> <div>+</div> <div style="border: 1px solid black; width: 20px; height: 20px;"></div> <div>+</div> <div style="border: 1px solid black; width: 20px; height: 20px;"></div> </div> <div style="display: flex; justify-content: space-around; font-size: small; margin-top: 5px;"> base model sinktop finish code number of faucet holes </div>
		Faucet Holes	<input type="checkbox"/> 0 0-hole tap <input type="checkbox"/> 1 1-hole tap <input type="checkbox"/> 3 3-hole tap	

Slat

PSS4820NN + PC4820

47½" W x 20¼" D x 19⅝" H

5 sizes available



Made in Italy

Slat Vanity

- Wall-mounted bathroom vanity
- Vertical ribbed detailing
- Integrated metal trim
- Spacious single drawer with inset drawer
- Soft-close drawers

Contura Sinktop

- Mineral stone countertop
- Integrated sink
- Includes 3 overflow rings:
 - White
 - Chrome
 - Black

Name		Price	
Slat Vanity	Body Finish	<input checked="" type="radio"/> N Walnut	BUILD YOUR VANITY MODEL NUMBER \$3,400 <div style="display: flex; justify-content: space-around; align-items: center;"> <div style="border: 1px solid black; padding: 2px;">PSS4820NN</div> + <div style="border: 1px solid black; width: 20px; height: 20px; display: flex; align-items: center; justify-content: center;"> </div> + <div style="border: 1px solid black; width: 20px; height: 20px; display: flex; align-items: center; justify-content: center;"> </div> + <div style="border: 1px solid black; width: 20px; height: 20px; display: flex; align-items: center; justify-content: center;"> </div> <div style="border: 1px solid black; width: 20px; height: 20px; display: flex; align-items: center; justify-content: center;"> </div> </div> <div style="display: flex; justify-content: space-around; font-size: small; margin-top: 5px;"> <i>base model</i> <i>body finish code</i> <i>drawer finish code</i> <i>trim finish code</i> </div>
	Drawer Finish	<input checked="" type="radio"/> N Walnut	
	Trim Finish	<input checked="" type="radio"/> MB Matte Black <input type="radio"/> MG Matte Gold	
Contura Sinktop	Sinktop Finish	<input type="radio"/> GW Glossy White <input type="radio"/> MW Matte White	BUILD YOUR SINKTOP MODEL NUMBER \$1,300 <div style="display: flex; justify-content: space-around; align-items: center;"> <div style="border: 1px solid black; padding: 2px;">PC4820</div> + <div style="border: 1px solid black; width: 20px; height: 20px; display: flex; align-items: center; justify-content: center;"> </div> + <div style="border: 1px solid black; width: 20px; height: 20px; display: flex; align-items: center; justify-content: center;"> </div> </div> <div style="display: flex; justify-content: space-around; font-size: small; margin-top: 5px;"> <i>base model</i> <i>sinktop finish code</i> <i>number of faucet holes</i> </div>
	Faucet Holes	<input type="checkbox"/> 0 0-hole tap <input type="checkbox"/> 1 1-hole tap <input type="checkbox"/> 3 3-hole tap	

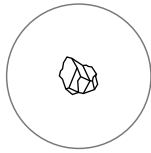
TUBS



TUBS
ECO-LAPISTONE™




Features of Eco-Lapistone™



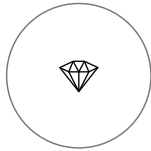
DURABLE

One solid piece of sculpted stone; scratches and abrasions are easily repairable



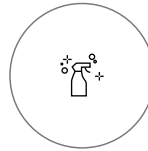
ECO-FRIENDLY

Made with plant-based material in place of fossil resins; production and delivery have a reduced carbon footprint




LUXURIOUS

Tub surface is hand-polished, creating a satiny sheen and velvety texture



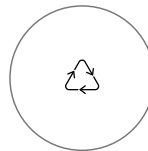
HYGIENIC

Non-porous composition is easy to clean and naturally resistant to stains, mold, and mildew



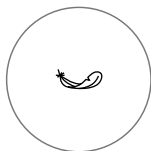
WARM

Superior heat-retention allows for longer soaks, without the hassle and waste of refilling the tub




SUSTAINABLE

Material is 100% recyclable and eco-friendly; high heat-retention properties help reduce water usage



LIGHT

Weighs 30% less than standard solid surface material, making handling and installation easier



TRUFLOW™

Innovative Truflow™ overflow drains the tub at a rate of over 8 gallons per minute for superior flood prevention

Alessandria

PLEALA6833

67 $\frac{7}{8}$ " L x 33 $\frac{1}{4}$ " W x 26 $\frac{1}{8}$ " H



Name	Material	Tub Finish	Drain	Overflow	Tub	Price
Alessandria	Eco-Lapystone™	<input type="radio"/> White Satin	<input type="radio"/> Polished Chrome	Integrated	PLEALA6833	\$5,930

 Made in Italy

Freestanding solid-surface Eco-Lapystone™ bathtub
Streamlined, high-profile one-piece design

Slope of Backrest	115°
Water Depth	16 $\frac{1}{2}$ "
Capacity	88G
Weight	265lbs
Shipping Weight	371lbs

What is Eco-Lapystone™?

Eco-Lapystone™ is a velvety-smooth molded stone composite that is 100% recyclable and 30% lighter than standard solid surface material. Naturally antibacterial and stain-resistant, it retains heat longer for more relaxing soaks.



DURABLE



LIGHT



WARM



LUXURIOUS



ECO-FRIENDLY



HYGIENIC



SUSTAINABLE



TRUFLOW™

Genova

PLEGNV7032

69⁷/₈" L x 31¹/₂" W x 22¹/₄" H



Name	Material	Tub Finish	Drain	Overflow	Tub	Price
Genova	Eco-Lapystone™	<input type="radio"/> White Satin	<input type="radio"/> Polished Chrome	Integrated	PLEGNV7032	\$6,155
		<input checked="" type="radio"/> White Satin with Matte Black Exterior	<input type="radio"/> Polished Chrome	Integrated	PLEGNV7032-BK	\$7,665

Made in Italy

Freestanding solid-surface Eco-Lapystone™ bathtub
Streamlined, high-profile one-piece design

Slope of Backrest	116°
Water Depth	15 ⁷ / ₈ "
Capacity	84G
Weight	232lbs
Shipping Weight	331lbs

What is Eco-Lapystone™?

Eco-Lapystone™ is a velvety-smooth molded stone composite that is 100% recyclable and 30% lighter than standard solid surface material. Naturally antibacterial and stain-resistant, it retains heat longer for more relaxing soaks.



DURABLE



LIGHT



WARM



LUXURIOUS



ECO-FRIENDLY



HYGIENIC



SUSTAINABLE



TRUFLOW™

Mandia

PLEMDN6730

67" L x 30" W x 21⁵/₈" H



Name	Material	Tub Finish	Drain	Overflow	Tub	Price
Mandia	Eco-Lapystone™	<input type="radio"/> White Satin	<input type="radio"/> Polished Chrome	Integrated	PLEMDN6730	\$5,930

 Made in Italy

Freestanding solid-surface Eco-Lapystone™ bathtub
Streamlined, high-profile one-piece design

Slope of Backrest	100°
Water Depth	15 ³ / ₈ "
Capacity	81G
Weight	301lbs
Shipping Weight	400lbs

What is Eco-Lapystone™?

Eco-Lapystone™ is a velvety-smooth molded stone composite that is 100% recyclable and 30% lighter than standard solid surface material. Naturally antibacterial and stain-resistant, it retains heat longer for more relaxing soaks.



DURABLE



LIGHT



WARM



LUXURIOUS



ECO-FRIENDLY



HYGIENIC



SUSTAINABLE



TRUFLOW™

Padova

PLEPDV5926

59" L x 25⁵/₈" W x 21⁷/₈" H



Name	Material	Tub Finish	Drain	Overflow	Tub	Price
Padova	Eco-Lapystone™	<input type="radio"/> White Satin	<input type="radio"/> Polished Chrome	Integrated	PLEPDV5926	\$5,370

 Made in Italy

Freestanding solid-surface Eco-Lapystone™ bathtub
Streamlined, high-profile one-piece design

Slope of Backrest	100°
Water Depth	14 ³ / ₄ "
Capacity	82G
Weight	166lbs
Shipping Weight	249lbs

What is Eco-Lapystone™?

Eco-Lapystone™ is a velvety-smooth molded stone composite that is 100% recyclable and 30% lighter than standard solid surface material. Naturally antibacterial and stain-resistant, it retains heat longer for more relaxing soaks.



DURABLE



LIGHT



WARM



LUXURIOUS



ECO-FRIENDLY



HYGIENIC



SUSTAINABLE



TRUFLOW™

Ravenna

PLERAV6730

67" L x 29½" W x 21⅞" H



Name	Material	Tub Finish	Drain	Overflow	Tub	Price
Ravenna	Eco-Lapystone™	<input type="radio"/> White Satin	<input type="radio"/> Polished Chrome	Integrated	PLERAV6730	\$6,045
		<input checked="" type="radio"/> White Satin with Matte Black Exterior	<input type="radio"/> Polished Chrome	Integrated	PLERAV6730-BK	\$7,555

Made in Italy

Freestanding solid-surface Eco-Lapystone™ bathtub
Streamlined, high-profile one-piece design

Slope of Backrest	104°
Water Depth	15½"
Capacity	77G
Weight	203lbs
Shipping Weight	302lbs

What is Eco-Lapystone™?

Eco-Lapystone™ is a velvety-smooth molded stone composite that is 100% recyclable and 30% lighter than standard solid surface material. Naturally antibacterial and stain-resistant, it retains heat longer for more relaxing soaks.



DURABLE



LIGHT



WARM



LUXURIOUS



ECO-FRIENDLY



HYGIENIC



SUSTAINABLE



TRUFLOW™

Treviso

PLETRV6328

63 1/8" L x 27 1/2" W x 22 7/8" H

2 other sizes available



Name	Material	Tub Finish	Drain	Overflow	Tub	Price
Treviso	Eco-Lapystone™	<input type="radio"/> White Satin	<input type="radio"/> Polished Chrome	Integrated	PLETRV6328	\$4,475

 Made in Italy

Freestanding solid-surface Eco-Lapystone™ bathtub
Streamlined, high-profile one-piece design

Slope of Backrest	110°
Water Depth	14 1/4"
Capacity	64G
Weight	179lbs
Shipping Weight	289lbs

What is Eco-Lapystone™?

Eco-Lapystone™ is a velvety-smooth molded stone composite that is 100% recyclable and 30% lighter than standard solid surface material. Naturally antibacterial and stain-resistant, it retains heat longer for more relaxing soaks.



DURABLE



LIGHT



WARM



LUXURIOUS



ECO-FRIENDLY



HYGIENIC



SUSTAINABLE



TRUFLOW™

Treviso

PLETRV6730

67¹/₈" L x 29¹/₂" W x 22⁷/₈" H

2 other sizes available



Name	Material	Tub Finish	Drain	Overflow	Tub	Price
Treviso	Eco-Lapystone™	<input type="radio"/> White Satin	<input type="radio"/> Polished Chrome	Integrated	PLETRV6730	\$5,480

 Made in Italy

Freestanding solid-surface Eco-Lapystone™ bathtub
Streamlined, high-profile one-piece design

Slope of Backrest	112°
Water Depth	14 ¹ / ₄ "
Capacity	71G
Weight	280lbs
Shipping Weight	361lbs

What is Eco-Lapystone™?

Eco-Lapystone™ is a velvety-smooth molded stone composite that is 100% recyclable and 30% lighter than standard solid surface material. Naturally antibacterial and stain-resistant, it retains heat longer for more relaxing soaks.



DURABLE



LIGHT



WARM



LUXURIOUS



ECO-FRIENDLY



HYGIENIC



SUSTAINABLE



TRUFLOW™

Treviso

PLETRV7132

71" L x 31½" W x 22⅞" H

2 other sizes available



Name	Material	Tub Finish	Drain	Overflow	Tub	Price
Treviso	Eco-Lapystone™	<input type="radio"/> White Satin	<input type="radio"/> Polished Chrome	Integrated	PLETRV7132	\$6,040

 Made in Italy

Freestanding solid-surface Eco-Lapystone™ bathtub
Streamlined, high-profile one-piece design

Slope of Backrest	112°
Water Depth	14¼"
Capacity	83G
Weight	313lbs
Shipping Weight	414lbs

What is Eco-Lapystone™?

Eco-Lapystone™ is a velvety-smooth molded stone composite that is 100% recyclable and 30% lighter than standard solid surface material. Naturally antibacterial and stain-resistant, it retains heat longer for more relaxing soaks.



DURABLE



LIGHT



WARM



LUXURIOUS



ECO-FRIENDLY



HYGIENIC



SUSTAINABLE



TRUFLOW™

Vittoria

PLEVRN5930

59" L x 29⁷/₈" W x 23⁵/₈" H

1 other size available



Name	Material	Tub Finish	Drain	Overflow	Tub	Price
Vittoria	Eco-Lapistone™	<input type="radio"/> White Satin	<input type="radio"/> Polished Chrome	Integrated	PLEVRN5930	\$5,370
		<input checked="" type="radio"/> White Satin with Midnight Blue Matte Exterior	<input type="radio"/> Polished Chrome	Integrated	PLEVRN5930-BL	\$6,880

Made in Italy

Freestanding solid-surface Eco-Lapistone™ bathtub
Streamlined, high-profile one-piece design

Slope of Backrest	111°
Water Depth	15 ⁷ / ₈ "
Capacity	69G
Weight	212lbs
Shipping Weight	309lbs

What is Eco-Lapistone™?

Eco-Lapistone™ is a velvety-smooth molded stone composite that is 100% recyclable and 30% lighter than standard solid surface material. Naturally antibacterial and stain-resistant, it retains heat longer for more relaxing soaks.



DURABLE



LIGHT



WARM



LUXURIOUS



ECO-FRIENDLY



HYGIENIC



SUSTAINABLE



TRUFLOW™

Vittoria

PLEVRN6531

65" L x 30⁷/₈" W x 24" H

1 other size available



Name	Material	Tub Finish	Drain	Overflow	Tub	Price
Vittoria	Eco-Lapistone™	<input type="radio"/> White Satin	<input type="radio"/> Polished Chrome	Integrated	PLEVRN6531	\$5,595
		<input checked="" type="radio"/> White Satin with Midnight Blue Matte Exterior	<input type="radio"/> Polished Chrome	Integrated	PLEVRN6531-BL	\$7,105

Made in Italy

Freestanding solid-surface Eco-Lapistone™ bathtub
Streamlined, high-profile one-piece design

Slope of Backrest	102°
Water Depth	15 ⁷ / ₈ "
Capacity	82G
Weight	227lbs
Shipping Weight	324lbs

What is Eco-Lapistone™?

Eco-Lapistone™ is a velvety-smooth molded stone composite that is 100% recyclable and 30% lighter than standard solid surface material. Naturally antibacterial and stain-resistant, it retains heat longer for more relaxing soaks.



DURABLE



LIGHT



WARM



LUXURIOUS



ECO-FRIENDLY



HYGIENIC



SUSTAINABLE



TRUFLOW™

TUBS AKOYA™



Almeria

PTXALM5930

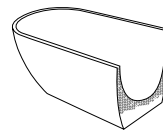
59" L x 29½" W x 23" H

1 other size available



Name	Material	Tub Finish	Drain Finish	Overflow	Tub	Price
Almeria	Acrylic	<input type="radio"/> White Gloss	<input type="radio"/> Glossy White	Integrated	PTXALM5930-GW	\$2,525
	Acrylic with Foam Insulation	<input type="radio"/> White Gloss	<input type="radio"/> Glossy White	Integrated	PTXALM5930-F-GW	\$3,005

Requires back to wall installation
Can accommodate deck mounted faucet



Why choose foam insulation?

- Foam gives an added layer of solidity to the tub
- It reduces the noise level when filling
- It keeps the water warm longer

Slope of Backrest	120°
Water Depth	14¾"
Capacity	57G
Weight	84lbs
Shipping Weight	99lbs

Almeria

PTXALM6530

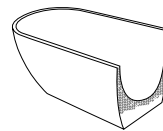
65" L x 29½" W x 23" H

1 other size available



Name	Material	Tub Finish	Drain Finish	Overflow	Tub	Price
Almeria	Acrylic	<input type="radio"/> White Gloss	<input type="radio"/> Glossy White	Integrated	PTXALM6530-GW	\$2,635
	Acrylic with Foam Insulation	<input type="radio"/> White Gloss	<input type="radio"/> Glossy White	Integrated	PTXALM6530-F-GW	\$3,115

Requires back to wall installation
Can accommodate deck mounted faucet



Why choose foam insulation?

- Foam gives an added layer of solidity to the tub
- It reduces the noise level when filling
- It keeps the water warm longer

Slope of Backrest	120°
Water Depth	14¾"
Capacity	67G
Weight	93lbs
Shipping Weight	108lbs

Andorra

PTXAND5928

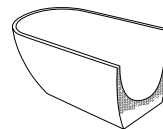
59" L x 27½" W x 23⅝" H

2 other sizes available



Name	Material	Tub Finish	Drain Finish	Overflow	Tub	Price
Andorra	Acrylic	<input type="radio"/> White Gloss	<input type="radio"/> Glossy White	Integrated	PTXAND5928-GW	\$2,305
	Acrylic with Foam Insulation	<input type="radio"/> White Gloss	<input type="radio"/> Glossy White	Integrated	PTXAND5928-F-GW	\$2,785

Slope of Backrest	109°
Water Depth	15⅝"
Capacity	60G
Weight	82lbs
Shipping Weight	97lbs



Why choose foam insulation?

- Foam gives an added layer of solidity to the tub
- It reduces the noise level when filling
- It keeps the water warm longer

Andorra

PTXAND6730

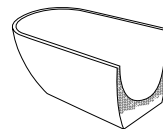
66⁷/₈" L x 29¹/₂" W x 23⁵/₈" H

2 other sizes available



Name	Material	Tub Finish	Drain Finish	Overflow	Tub	Price
Andorra	Acrylic	<input type="radio"/> White Gloss	<input type="radio"/> Glossy White	Integrated	PTXAND6730-GW	\$2,415
	Acrylic with Foam Insulation	<input type="radio"/> White Gloss	<input type="radio"/> Glossy White	Integrated	PTXAND6730-F-GW	\$2,895

Slope of Backrest	109°
Water Depth	15 ⁵ / ₈ "
Capacity	71G
Weight	86lbs
Shipping Weight	104lbs



Why choose foam insulation?

- Foam gives an added layer of solidity to the tub
- It reduces the noise level when filling
- It keeps the water warm longer

Andorra

PTXAND7132

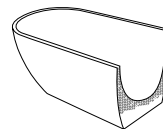
70⁷/₈" L x 31¹/₂" W x 23⁵/₈" H

2 other sizes available



Name	Material	Tub Finish	Drain Finish	Overflow	Tub	Price
Andorra	Acrylic	<input type="radio"/> White Gloss	<input type="radio"/> Glossy White	Integrated	PTXAND7132-GW	\$2,580
	Acrylic with Foam Insulation	<input type="radio"/> White Gloss	<input type="radio"/> Glossy White	Integrated	PTXAND7132-F-GW	\$3,060

Slope of Backrest	109°
Water Depth	15 ⁵ / ₈ "
Capacity	78G
Weight	104lbs
Shipping Weight	121lbs



Why choose foam insulation?

- Foam gives an added layer of solidity to the tub
- It reduces the noise level when filling
- It keeps the water warm longer

Biella

PTXBLA5932

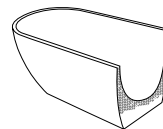
59" L x 31½" W x 23" H

1 other size available



Name	Material	Tub Finish	Drain Finish	Overflow	Tub	Price
Biella	Acrylic	<input type="radio"/> White Gloss	<input type="radio"/> Glossy White	Integrated	PTXBLA5932-GW	\$2,415
	Acrylic with Foam Insulation	<input type="radio"/> White Gloss	<input type="radio"/> Glossy White	Integrated	PTXBLA5932-F-GW	\$2,895

Slope of Backrest	118°
Water Depth	14¾"
Capacity	55G
Weight	82lbs
Shipping Weight	97lbs



Why choose foam insulation?

- Foam gives an added layer of solidity to the tub
- It reduces the noise level when filling
- It keeps the water warm longer

Biella

PTXBLA6732

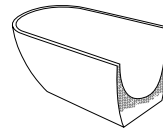
66⁷/₈" L x 32¹/₄" W x 23" H

1 other size available



Name	Material	Tub Finish	Drain Finish	Overflow	Tub	Price
Biella	Acrylic	<input type="radio"/> White Gloss	<input type="radio"/> Glossy White	Integrated	PTXBLA6732-GW	\$2,525
	Acrylic with Foam Insulation	<input type="radio"/> White Gloss	<input type="radio"/> Glossy White	Integrated	PTXBLA6732-F-GW	\$3,005

Slope of Backrest	118°
Water Depth	14 ³ / ₄ "
Capacity	71G
Weight	86lbs
Shipping Weight	104lbs



Why choose foam insulation?

- Foam gives an added layer of solidity to the tub
- It reduces the noise level when filling
- It keeps the water warm longer

Bilbao

PTXBLB5930

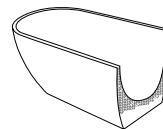
59" L x 29½" W x 24¼" H

2 other sizes available



Name	Material	Tub Finish	Drain Finish	Overflow	Tub	Price
Bilbao	Acrylic	<input type="radio"/> White Gloss	<input type="radio"/> Glossy White	Integrated	PTXBLB5930-GW	\$2,415
	Acrylic with Foam Insulation	<input type="radio"/> White Gloss	<input type="radio"/> Glossy White	Integrated	PTXBLB5930-F-GW	\$2,895

Slope of Backrest	115°
Water Depth	16"
Capacity	66G
Weight	86lbs
Shipping Weight	101lbs



Why choose foam insulation?

- Foam gives an added layer of solidity to the tub
- It reduces the noise level when filling
- It keeps the water warm longer

Bilbao

PTXBLB6732

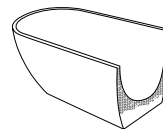
66⁷/₈" L x 31¹/₂" W x 24¹/₄" H

2 other sizes available



Name	Material	Tub Finish	Drain Finish	Overflow	Tub	Price
Bilbao	Acrylic	<input type="radio"/> White Gloss	<input type="radio"/> Glossy White	Integrated	PTXBLB6732-GW	\$2,525
	Acrylic with Foam Insulation	<input type="radio"/> White Gloss	<input type="radio"/> Glossy White	Integrated	PTXBLB6732-F-GW	\$3,005

Slope of Backrest	115°
Water Depth	16"
Capacity	81G
Weight	90lbs
Shipping Weight	106lbs



Why choose foam insulation?

- Foam gives an added layer of solidity to the tub
- It reduces the noise level when filling
- It keeps the water warm longer

Bilbao

PTXBLB7134

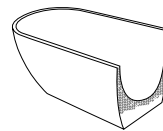
70⁷/₈" L x 33¹/₂" W x 24¹/₄" H

2 other sizes available



Name	Material	Tub Finish	Drain Finish	Overflow	Tub	Price
Bilbao	Acrylic	<input type="radio"/> White Gloss	<input type="radio"/> Glossy White	Integrated	PTXBLB7134-GW	\$2,745
	Acrylic with Foam Insulation	<input type="radio"/> White Gloss	<input type="radio"/> Glossy White	Integrated	PTXBLB7134-F-GW	\$3,225

Slope of Backrest	115°
Water Depth	16"
Capacity	92G
Weight	97lbs
Shipping Weight	112lbs



Why choose foam insulation?

- Foam gives an added layer of solidity to the tub
- It reduces the noise level when filling
- It keeps the water warm longer

Catalonia

PTXCTL5930

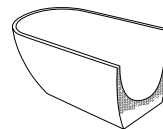
59" L x 29½" W x 23" H

1 other size available



Name	Material	Tub Finish	Drain Finish	Overflow	Tub	Price
Catalonia	Acrylic	<input type="radio"/> White Gloss	<input type="radio"/> Glossy White	Integrated	PTXCTL5930-GW	\$2,415
	Acrylic with Foam Insulation	<input type="radio"/> White Gloss	<input type="radio"/> Glossy White	Integrated	PTXCTL5930-F-GW	\$2,895

Slope of Backrest	105°
Water Depth	14¾"
Capacity	60G
Weight	77lbs
Shipping Weight	93lbs



Why choose foam insulation?

- Foam gives an added layer of solidity to the tub
- It reduces the noise level when filling
- It keeps the water warm longer

Catalonia

PTXCTL6732

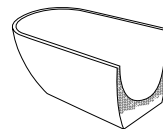
66⁷/₈" L x 31¹/₂" W x 23" H

1 other size available



Name	Material	Tub Finish	Drain Finish	Overflow	Tub	Price
Catalonia	Acrylic	<input type="radio"/> White Gloss	<input type="radio"/> Glossy White	Integrated	PTXCTL6732-GW	\$2,525
	Acrylic with Foam Insulation	<input type="radio"/> White Gloss	<input type="radio"/> Glossy White	Integrated	PTXCTL6732-F-GW	\$3,005

Slope of Backrest	105°
Water Depth	14 ³ / ₄ "
Capacity	79G
Weight	82lbs
Shipping Weight	97lbs



Why choose foam insulation?

- Foam gives an added layer of solidity to the tub
- It reduces the noise level when filling
- It keeps the water warm longer

Delphi

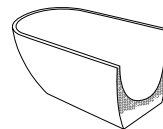
PTXDEL6734

66⁷/₈" L x 33¹/₂" W x 28⁵/₈" H



Name	Material	Tub Finish	Drain Finish	Overflow	Tub	Price
Delphi	Acrylic	<input type="radio"/> White Gloss	<input type="radio"/> Glossy White	Integrated	PTXDEL6734-GW	\$2,695
	Acrylic with Foam Insulation	<input type="radio"/> White Gloss	<input type="radio"/> Glossy White	Integrated	PTXDEL6734-F-GW	\$3,175

Slope of Backrest	117°
Water Depth	14 ³ / ₄ "
Capacity	74G
Weight	101lbs
Shipping Weight	119lbs



Why choose foam insulation?

- Foam gives an added layer of solidity to the tub
- It reduces the noise level when filling
- It keeps the water warm longer

Lucca

PTXLUC5930

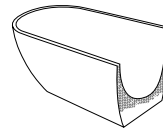
59" L x 29½" W x 23" H

2 other sizes available



Name	Material	Tub Finish	Drain Finish	Overflow	Tub	Price
Lucca	Acrylic	<input type="radio"/> White Gloss	<input type="radio"/> Glossy White	Integrated	PTXLUC5930-GW	\$2,340
	Acrylic with Foam Insulation	<input type="radio"/> White Gloss	<input type="radio"/> Glossy White	Integrated	PTXLUC5930-F-GW	\$2,820

Slope of Backrest	115°
Water Depth	14¾"
Capacity	59G
Weight	82lbs
Shipping Weight	97lbs



Why choose foam insulation?

- Foam gives an added layer of solidity to the tub
- It reduces the noise level when filling
- It keeps the water warm longer

Lucca

PTXLUC6332

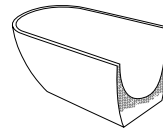
63" L x 31½" W x 23" H

2 other sizes available



Name	Material	Tub Finish	Drain Finish	Overflow	Tub	Price
Lucca	Acrylic	<input type="radio"/> White Gloss	<input type="radio"/> Glossy White	Integrated	PTXLUC6332-GW	\$2,450
	Acrylic with Foam Insulation	<input type="radio"/> White Gloss	<input type="radio"/> Glossy White	Integrated	PTXLUC6332-F-GW	\$2,930

Slope of Backrest	115°
Water Depth	14¾"
Capacity	67G
Weight	84lbs
Shipping Weight	99lbs



Why choose foam insulation?

- Foam gives an added layer of solidity to the tub
- It reduces the noise level when filling
- It keeps the water warm longer

Lucca

PTXLUC6732

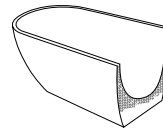
66⁷/₈" L x 31¹/₂" W x 23" H

2 other sizes available



Name	Material	Tub Finish	Drain Finish	Overflow	Tub	Price
Lucca	Acrylic	<input type="radio"/> White Gloss	<input type="radio"/> Glossy White	Integrated	PTXLUC6732-GW	\$2,560
	Acrylic with Foam Insulation	<input type="radio"/> White Gloss	<input type="radio"/> Glossy White	Integrated	PTXLUC6732-F-GW	\$3,040

Slope of Backrest	115°
Water Depth	14 ³ / ₄ "
Capacity	71G
Weight	88lbs
Shipping Weight	106lbs



Why choose foam insulation?

- Foam gives an added layer of solidity to the tub
- It reduces the noise level when filling
- It keeps the water warm longer

Palencia

PTXPLN5930

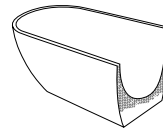
59" L x 29½" W x 23" H

1 other size available



Name	Material	Tub Finish	Drain Finish	Overflow	Tub	Price
Palencia	Acrylic	<input type="radio"/> White Gloss	<input type="radio"/> Glossy White	Integrated	PTXPLN5930-GW	\$2,470
	Acrylic with Foam Insulation	<input type="radio"/> White Gloss	<input type="radio"/> Glossy White	Integrated	PTXPLN5930-F-GW	\$2,950

Requires back to wall installation
 Can accommodate deck mounted faucet



Why choose foam insulation?

- Foam gives an added layer of solidity to the tub
- It reduces the noise level when filling
- It keeps the water warm longer

Slope of Backrest	120°
Water Depth	14¾"
Capacity	57G
Weight	95lbs
Shipping Weight	110lbs

Palencia

PTXPLN6732

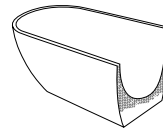
66⁷/₈" L x 31¹/₂" W x 23" H

1 other size available



Name	Material	Tub Finish	Drain Finish	Overflow	Tub	Price
Palencia	Acrylic	<input type="radio"/> White Gloss	<input type="radio"/> Glossy White	Integrated	PTXPLN6732-GW	\$2,580
	Acrylic with Foam Insulation	<input type="radio"/> White Gloss	<input type="radio"/> Glossy White	Integrated	PTXPLN6732-F-GW	\$3,060

Requires back to wall installation
 Can accommodate deck mounted faucet



Why choose foam insulation?

- Foam gives an added layer of solidity to the tub
- It reduces the noise level when filling
- It keeps the water warm longer

Slope of Backrest	120°
Water Depth	14 ³ / ₄ "
Capacity	66G
Weight	99lbs
Shipping Weight	115lbs

Roma

PTXRMA6228

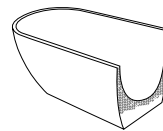
62¼" L x 28¾" W x 25¼" H

1 other size available



Name	Material	Tub Finish	Drain Finish	Overflow	Tub	Price
Roma	Acrylic	<input type="radio"/> White Gloss	<input type="radio"/> Glossy White	Integrated	PTXRMA6228-GW	\$2,580
	Acrylic with Foam Insulation	<input type="radio"/> White Gloss	<input type="radio"/> Glossy White	Integrated	PTXRMA6228-F-GW	\$3,060

Slope of Backrest	129°
Water Depth	13¼"
Capacity	48G
Weight	93lbs
Shipping Weight	112lbs



Why choose foam insulation?

- Foam gives an added layer of solidity to the tub
- It reduces the noise level when filling
- It keeps the water warm longer

Roma

PTXRMA6728

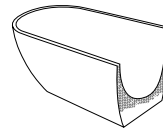
66⁷/₈" L x 28³/₈" W x 26" H

1 other size available



Name	Material	Tub Finish	Drain Finish	Overflow	Tub	Price
Roma	Acrylic	<input type="radio"/> White Gloss	<input type="radio"/> Glossy White	Integrated	PTXRMA6728-GW	\$2,690
	Acrylic with Foam Insulation	<input type="radio"/> White Gloss	<input type="radio"/> Glossy White	Integrated	PTXRMA6728-F-GW	\$3,170

Slope of Backrest	129°
Water Depth	14 ¹ / ₈ "
Capacity	57G
Weight	104lbs
Shipping Weight	124lbs



Why choose foam insulation?

- Foam gives an added layer of solidity to the tub
- It reduces the noise level when filling
- It keeps the water warm longer

Sona

PTXSNA5929

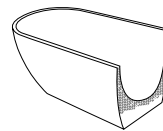
59" L x 29 $\frac{1}{8}$ " W x 23 $\frac{5}{8}$ " H

1 other size available



Name	Material	Tub Finish	Drain Finish	Overflow	Tub	Price
Sona	Acrylic	<input type="radio"/> White Gloss	<input type="radio"/> Glossy White	Integrated	PTXSNA5929-GW	\$2,580
	Acrylic with Foam Insulation	<input type="radio"/> White Gloss	<input type="radio"/> Glossy White	Integrated	PTXSNA5929-F-GW	\$3,060

Slope of Backrest	112°
Water Depth	18 $\frac{1}{8}$ "
Capacity	61G
Weight	86lbs
Shipping Weight	106lbs



Why choose foam insulation?

- Foam gives an added layer of solidity to the tub
- It reduces the noise level when filling
- It keeps the water warm longer

Sona

PTXSNA6732

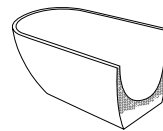
66 $\frac{7}{8}$ " L x 31 $\frac{3}{4}$ " W x 23 $\frac{5}{8}$ " H

1 other size available



Name	Material	Tub Finish	Drain Finish	Overflow	Tub	Price
Sona	Acrylic	<input type="radio"/> White Gloss	<input type="radio"/> Glossy White	Integrated	PTXSNA6732-GW	\$2,745
	Acrylic with Foam Insulation	<input type="radio"/> White Gloss	<input type="radio"/> Glossy White	Integrated	PTXSNA6732-F-GW	\$3,225

Slope of Backrest	112°
Water Depth	18 $\frac{1}{8}$ "
Capacity	75G
Weight	101lbs
Shipping Weight	121lbs



Why choose foam insulation?

- Foam gives an added layer of solidity to the tub
- It reduces the noise level when filling
- It keeps the water warm longer

Spessa

PTXSPE5930

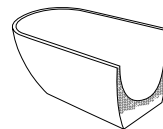
59" L x 29½" W x 23" H

2 other sizes available



Name	Material	Tub Finish	Drain Finish	Overflow	Tub	Price
Spessa	Acrylic	<input type="radio"/> White Gloss	<input type="radio"/> Glossy White	Integrated	PTXSPE5930-GW	\$2,415
	Acrylic with Foam Insulation	<input type="radio"/> White Gloss	<input type="radio"/> Glossy White	Integrated	PTXSPE5930-F-GW	\$2,895

Slope of Backrest	115°
Water Depth	14¾"
Capacity	59G
Weight	82lbs
Shipping Weight	97lbs



Why choose foam insulation?

- Foam gives an added layer of solidity to the tub
- It reduces the noise level when filling
- It keeps the water warm longer

Spessa

PTXSPE6332

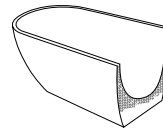
63" L x 31½" W x 23" H

2 other sizes available



Name	Material	Tub Finish	Drain Finish	Overflow	Tub	Price
Spessa	Acrylic	<input type="radio"/> White Gloss	<input type="radio"/> Glossy White	Integrated	PTXSPE6332-GW	\$2,505
	Acrylic with Foam Insulation	<input type="radio"/> White Gloss	<input type="radio"/> Glossy White	Integrated	PTXSPE6332-F-GW	\$2,985

Slope of Backrest	115°
Water Depth	14¾"
Capacity	67G
Weight	84lbs
Shipping Weight	99lbs



Why choose foam insulation?

- Foam gives an added layer of solidity to the tub
- It reduces the noise level when filling
- It keeps the water warm longer

Spessa

PTXSPE6732

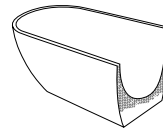
66⁷/₈" L x 31¹/₂" W x 23" H

2 other sizes available



Name	Material	Tub Finish	Drain Finish	Overflow	Tub	Price
Spessa	Acrylic	<input type="radio"/> White Gloss	<input type="radio"/> Glossy White	Integrated	PTXSPE6732-GW	\$2,580
	Acrylic with Foam Insulation	<input type="radio"/> White Gloss	<input type="radio"/> Glossy White	Integrated	PTXSPE6732-F-GW	\$3,060

Slope of Backrest	115°
Water Depth	14 ³ / ₄ "
Capacity	71G
Weight	88lbs
Shipping Weight	106lbs



Why choose foam insulation?

- Foam gives an added layer of solidity to the tub
- It reduces the noise level when filling
- It keeps the water warm longer

Venezia

PTXVNZ5928

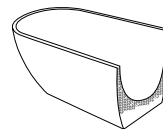
59" L x 27½" W x 23⅝" H

2 other sizes available



Name	Material	Tub Finish	Drain Finish	Overflow	Tub	Price
Venezia	Acrylic	<input type="radio"/> White Gloss	<input type="radio"/> Glossy White	Integrated	PTXVNZ5928-GW	\$2,305
	Acrylic with Foam Insulation	<input type="radio"/> White Gloss	<input type="radio"/> Glossy White	Integrated	PTXVNZ5928-F-GW	\$2,785

Slope of Backrest	109°
Water Depth	15⅝"
Capacity	60G
Weight	82lbs
Shipping Weight	97lbs



Why choose foam insulation?

- Foam gives an added layer of solidity to the tub
- It reduces the noise level when filling
- It keeps the water warm longer

Venezia

PTXVNZ6730

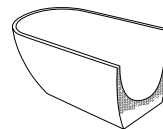
66⁷/₈" L x 29¹/₂" W x 23⁵/₈" H

2 other sizes available



Name	Material	Tub Finish	Drain Finish	Overflow	Tub	Price
Venezia	Acrylic	<input type="radio"/> White Gloss	<input type="radio"/> Glossy White	Integrated	PTXVNZ6730-GW	\$2,415
	Acrylic with Foam Insulation	<input type="radio"/> White Gloss	<input type="radio"/> Glossy White	Integrated	PTXVNZ6730-F-GW	\$2,895

Slope of Backrest	109°
Water Depth	15 ⁵ / ₈ "
Capacity	71G
Weight	86lbs
Shipping Weight	104lbs



Why choose foam insulation?

- Foam gives an added layer of solidity to the tub
- It reduces the noise level when filling
- It keeps the water warm longer

Venezia

PTXVNZ7132

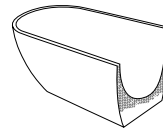
70⁷/₈" L x 31¹/₂" W x 23⁵/₈" H

2 other sizes available



Name	Material	Tub Finish	Drain Finish	Overflow	Tub	Price
Venezia	Acrylic	<input type="radio"/> White Gloss	<input type="radio"/> Glossy White	Integrated	PTXVNZ7132-GW	\$2,580
	Acrylic with Foam Insulation	<input type="radio"/> White Gloss	<input type="radio"/> Glossy White	Integrated	PTXVNZ7132-F-GW	\$3,060

Slope of Backrest	109°
Water Depth	15 ⁵ / ₈ "
Capacity	78G
Weight	104lbs
Shipping Weight	121lbs



Why choose foam insulation?

- Foam gives an added layer of solidity to the tub
- It reduces the noise level when filling
- It keeps the water warm longer

Volos

PTXVLS6532

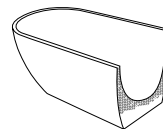
65" L x 31½" W x 25¼" H

1 other size available



Name	Material	Tub Finish	Drain Finish	Overflow	Tub	Price
Volos	Acrylic	<input type="radio"/> White Gloss	<input type="radio"/> Glossy White	Integrated	PTXVLS6532-GW	\$2,345
	Acrylic with Foam Insulation	<input type="radio"/> White Gloss	<input type="radio"/> Glossy White	Integrated	PTXVLS6532-F-GW	\$2,825

Slope of Backrest	119°
Water Depth	14"
Capacity	63G
Weight	99lbs
Shipping Weight	117lbs



Why choose foam insulation?

- Foam gives an added layer of solidity to the tub
- It reduces the noise level when filling
- It keeps the water warm longer

Volos

PTXVLS7134

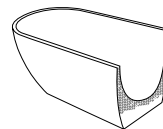
70⁷/₈" L x 33¹/₂" W x 26" H

1 other size available



Name	Material	Tub Finish	Drain Finish	Overflow	Tub	Price
Volos	Acrylic	<input type="radio"/> White Gloss	<input type="radio"/> Glossy White	Integrated	PTXVLS7134-GW	\$2,495
	Acrylic with Foam Insulation	<input type="radio"/> White Gloss	<input type="radio"/> Glossy White	Integrated	PTXVLS7134-F-GW	\$2,975

Slope of Backrest	119°
Water Depth	14 ³ / ₄ "
Capacity	79G
Weight	106lbs
Shipping Weight	123lbs



Why choose foam insulation?

- Foam gives an added layer of solidity to the tub
- It reduces the noise level when filling
- It keeps the water warm longer

WARRANTY

TERMS AND CONDITIONS

Perlato utilizes the highest quality materials and manufacturing techniques at every step. Additionally, we offer a uniquely generous five year limited warranty on every fixture to provide you with the ultimate peace of mind. Please review warranty terms below, which are the sole authoritative terms of the warranty:

- Warranty is valid for five years from the date of purchase, for the original purchaser only. A valid proof of purchase must be presented.
- Warranty provides replacement for all fixture components, or the full fixture if necessary, in the event of defect. However, ancillary costs such as removal, installation, labor, etc., are not covered by the warranty.
- Warranty is only valid when fixture was installed according to product directions and local building codes, and used for ordinary residential use.
- No coverage is offered for damage resulting from negligence, or even accidental damage, on part of owner, delivery company, installer or anyone else.
- Warranty covers all manufacturer defects, but does not cover typical wear and tear.
- All claims related to the warranty must be made to Perlato within five business days from when the defect or damage was noticed. Clear photographic proof must be presented.

For all warranty related questions and claims, please contact Perlato at 800.613.6596 or info@perlatoco.com.

About Perlato

Striking. Sensible. Sumptuous.

Our mission is simple: to provide our clients with the fixtures of their dreams. Perlato products are meticulously crafted to create an atmosphere of supreme comfort and peace as well as flawless grace and elegance.

Perlato fixtures evoke Italian finesse, reflecting the country's seamless marriage of timelessness and modernity. Our products are constructed of durable, high-quality materials and backed by a five-year manufacturer's warranty.

Soak in the wonders of Perlato; your fantasy bathroom is now a reality.

1.800.613.6596
INFO@PERLATOCO.COM
PERLATOCO.COM