



PERLATO

PRICE BOOK
JUNE 2022

PERLATO

| | | | | |
|-------|---------------------------|----|----------|-----|
| SINKS | SLIM CIRCLE VESSEL | 6 | PSCV1616 | 16" |
| | SLIM SOFT VESSEL | 7 | PSFV1615 | 16" |
| | SLIM SQUARE VESSEL | 8 | PSQV2015 | 20" |
| | SLIM SOFT MINI | 9 | PSF1814W | 18" |
| | SLIM SOFT | 10 | PSF1919W | 19" |
| | | 11 | PSF2419W | 24" |
| | | 12 | PSF3219W | 32" |
| | | 13 | PSF4019W | 40" |
| | SLIM SQUARE | 14 | PSQ2018W | 20" |
| | | 15 | PSQ2418W | 24" |
| | | 16 | PSQ3218W | 32" |
| | | 17 | PSQ4018W | 40" |
| | | 18 | PSQ4818W | 48" |

| | | | | |
|----------|--------------------|--------------------|----------------------------|-----|
| VANITIES | | 20 | Vanity Finish Combinations | |
| | | 21 | Sinktops | |
| | | 22 | Vetta Legs | |
| | EDGE | 23 | PES242020 + PC2420 | 24" |
| | | 24 | PES282020 + PC2820 | 28" |
| | | 25 | PES322020 + PC3220 | 32" |
| | | 26 | PES362020 + PC3620 | 36" |
| | | 27 | PES422020 + PC4220 | 42" |
| | | 28 | PES482020 + PC4820 | 48" |
| | EDGE DUTONI | 29 | PES322020 + PD3220 | 32" |
| | | 30 | PES362020 + PD3620 | 36" |
| | | 31 | PES422020 + PD4220 | 42" |
| 32 | | PES482020 + PD4820 | 48" | |

continued

continued

VANITIES

| | | | |
|-------------------------|----|--------------------|-----|
| EDGE LOFT | 33 | PLS242020 + PC2420 | 24" |
| | 34 | PLS282020 + PC2820 | 28" |
| | 35 | PLS322020 + PC3220 | 32" |
| | 36 | PLS362020 + PC3620 | 36" |
| EDGE LOFT DUTONI | 37 | PLS322020 + PD3220 | 32" |
| | 38 | PLS362020 + PD3620 | 36" |
| SLAT | 39 | PSS2420NN + PC2420 | 24" |
| | 40 | PSS2820NN + PC2820 | 28" |
| | 41 | PSS3420NN + PC3420 | 34" |
| | 42 | PSS3820NN + PC3820 | 38" |
| | 43 | PSS4820NN + PC4820 | 48" |

TUBS

| | | | |
|-----------------------|----|---------------------------|-----|
| ECO-LAPISTONE™ | 46 | Features of Eco-Lapstone™ | |
| ALESSANDRIA | 47 | PLEALA6833 | 68" |
| GENOVA | 48 | PLEGNV7032 | 70" |
| MANDIA | 49 | PLEMDN6730 | 67" |
| PADOVA | 50 | PLEPDV5926 | 59" |
| RAVENNA | 51 | PLERAV6730 | 67" |
| TREVISO | 52 | PLETRV6328 | 63" |
| | 53 | PLETRV6730 | 67" |
| | 54 | PLETRV7132 | 71" |
| VITTORIA | 55 | PLEVRN5930 | 59" |
| | 56 | PLEVRN6531 | 65" |

continued

continued

TUBS

| | | | | |
|--------|------------------|----|------------|-----|
| AKOYA™ | ALMERIA | 58 | PTXALM5930 | 59" |
| | | 59 | PTXALM6530 | 65" |
| | ANDORRA | 60 | PTXAND5928 | 59" |
| | | 61 | PTXAND6730 | 67" |
| | | 62 | PTXAND7132 | 71" |
| | BIELLA | 63 | PTXBLA5932 | 59" |
| | | 64 | PTXBLA6732 | 67" |
| | BILBAO | 65 | PTXBLB5930 | 59" |
| | | 66 | PTXBLB6732 | 67" |
| | | 67 | PTXBLB7134 | 71" |
| | CATALONIA | 68 | PTXCTL5930 | 59" |
| | | 69 | PTXCTL6732 | 67" |
| | DELPHI | 70 | PTXDEL6734 | 67" |
| | LUCCA | 71 | PTXLUC5930 | 59" |
| | | 72 | PTXLUC6332 | 63" |
| | | 73 | PTXLUC6732 | 67" |
| | PALENCIA | 74 | PTXPLN5930 | 59" |
| | | 75 | PTXPLN6732 | 67" |
| | ROMA | 76 | PTXRMA6228 | 62" |
| | | 77 | PTXRMA6728 | 67" |
| | SONA | 78 | PTXSNA5929 | 59" |
| | | 79 | PTXSNA6732 | 67" |
| | SPESSA | 80 | PTXSPE5930 | 59" |
| | | 81 | PTXSPE6332 | 63" |
| | | 82 | PTXSPE6732 | 67" |
| | VENEZIA | 83 | PTXVNZ5928 | 59" |
| | | 84 | PTXVNZ6730 | 67" |
| | | 85 | PTXVNZ7132 | 71" |
| | VOLOS | 86 | PTXVLS6532 | 65" |
| | | 87 | PTXVLS7134 | 71" |

SINKS



Slim Circle Vessel

PSCV1616

15⁷/₈" L x 15⁷/₈" W x 4⁷/₈" H



 Made in Italy

Vessel bathroom sink

No overflow

Weight: 18lbs

| Name | Material | Sink Finish | Sink | Price |
|--------------------|----------|--|------------|-------|
| Slim Circle Vessel | Fireclay | <input type="radio"/> White | PSCV1616W | \$545 |
| | | <input checked="" type="radio"/> Matte Black | PSCV1616MB | \$765 |

Slim Soft Vessel

PSFV1615

15 $\frac{7}{8}$ " L x 15 $\frac{1}{8}$ " W x 4 $\frac{7}{8}$ " H



 Made in Italy

Vessel bathroom sink

No overflow

Weight: 18lbs

| Name | Material | Sink Finish | Sink | Price |
|------------------|----------|--|------------|-------|
| Slim Soft Vessel | Fireclay | <input type="radio"/> White | PSFV1615W | \$545 |
| | | <input checked="" type="radio"/> Matte Black | PSFV1615MB | \$765 |

Slim Square Vessel

PSQV2015

19 $\frac{7}{8}$ " L x 15 $\frac{1}{8}$ " W x 4 $\frac{7}{8}$ " H



 Made in Italy

Vessel bathroom sink

No overflow

Weight: 22lbs


| Name | Material | Sink Finish | Sink | Price |
|--------------------|----------|--|------------|-------|
| Slim Square Vessel | Fireclay | <input type="radio"/> White | PSQV2015W | \$545 |
| | | <input checked="" type="radio"/> Matte Black | PSQV2015MB | \$765 |

Slim Soft Mini


PSF1814W

17⁷/₈" L x 13³/₄" W x 4⁷/₈" H



 Made in Italy

Wall-mounted bathroom sink
Weight: 22lbs

 1-hole tap

| Name | Material | Sink Finish | Overflow Finish | Faucet Holes | Sink | Price |
|----------------|----------|-----------------------------|---------------------------------------|---------------------------------------|----------|-------|
| Slim Soft Mini | Fireclay | <input type="radio"/> White | <input type="radio"/> Polished Chrome | <input type="checkbox"/> 1 1-hole tap | PSF1814W | \$545 |

Slim Soft

PSF1919W

19" L x 19" W x 4 7/8" H

3 other sizes available



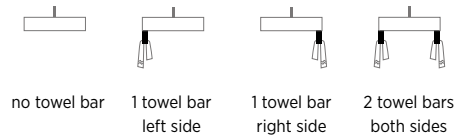
 Made in Italy

Wall-mounted bathroom sink
Weight: 25lbs

 1-hole tap  3-hole tap

Towel Bar *optional*

Easily attaches to underside of sink
Towel bar comes with overflow in matching finish



| Name | Material | Sink Finish | Overflow Finish | Faucet Holes | Sink | Price |
|-----------|----------|-----------------------------|---------------------------------------|--|-----------|-------|
| Slim Soft | Fireclay | <input type="radio"/> White | <input type="radio"/> Polished Chrome | <input type="checkbox"/> 1 1-hole tap | PSF1919W1 | \$580 |
| | | | | <input type="checkbox"/> 3 3-hole tap | PSF1919W3 | \$580 |

| Name | Material | Towel Bar Finish | Overflow Finish | Towel Bar | Price |
|-----------------------------------|----------|---------------------------------------|---------------------------------------|-----------|-------|
| Slim Towel Bar <i>optional</i> | Brass | <input type="radio"/> Polished Chrome | <input type="radio"/> Polished Chrome | PSTB-PC | \$160 |
| | | <input type="radio"/> White Gloss | <input type="radio"/> White Gloss | PSTB-WG | \$235 |
| | | <input type="radio"/> Brushed Nickel | <input type="radio"/> Brushed Nickel | PSTB-BN | \$235 |
| | | <input type="radio"/> Matte Black | <input type="radio"/> Matte Black | PSTB-MB | \$235 |

Prices shown are per towel bar

Slim Soft

PSF2419W

23³/₄" L x 19" W x 4⁷/₈" H

3 other sizes available



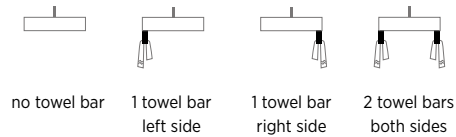
 Made in Italy



Wall-mounted bathroom sink
Weight: 29lbs

 1-hole tap  3-hole tap

Towel Bar *optional*

Easily attaches to underside of sink
Towel bar comes with overflow in matching finish



| Name | Material | Sink Finish | Overflow Finish | Faucet Holes | Sink | Price |
|-----------|----------|-----------------------------|---------------------------------------|--|-----------|-------|
| Slim Soft | Fireclay | <input type="radio"/> White | <input type="radio"/> Polished Chrome |  1 1-hole tap | PSF2419W1 | \$710 |
| | | | |  3 3-hole tap | PSF2419W3 | \$710 |

| Name | Material | Towel Bar Finish | Overflow Finish | Towel Bar | Price |
|-----------------------------------|----------|---------------------------------------|---------------------------------------|-----------|-------|
| Slim Towel Bar <i>optional</i> | Brass | <input type="radio"/> Polished Chrome | <input type="radio"/> Polished Chrome | PSTB-PC | \$160 |
| | | <input type="radio"/> White Gloss | <input type="radio"/> White Gloss | PSTB-WG | \$235 |
| | | <input type="radio"/> Brushed Nickel | <input type="radio"/> Brushed Nickel | PSTB-BN | \$235 |
| | | <input type="radio"/> Matte Black | <input type="radio"/> Matte Black | PSTB-MB | \$235 |

Prices shown are per towel bar

Slim Soft

PSF3219W

31⁵/₈" L x 19" W x 4⁷/₈" H

3 other sizes available



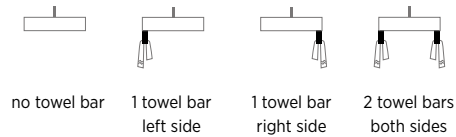
 Made in Italy



Wall-mounted bathroom sink
Weight: 40lbs

 1-hole tap  3-hole tap

Towel Bar *optional*

Easily attaches to underside of sink
Towel bar comes with overflow in matching finish



| Name | Material | Sink Finish | Overflow Finish | Faucet Holes | Sink | Price |
|-----------|----------|-----------------------------|---------------------------------------|--|-----------|-------|
| Slim Soft | Fireclay | <input type="radio"/> White | <input type="radio"/> Polished Chrome |  1 1-hole tap | PSF3219W1 | \$985 |
| | | | |  3 3-hole tap | PSF3219W3 | \$985 |

| Name | Material | Towel Bar Finish | Overflow Finish | Towel Bar | Price |
|-----------------------------------|----------|---------------------------------------|---------------------------------------|-----------|-------|
| Slim Towel Bar <i>optional</i> | Brass | <input type="radio"/> Polished Chrome | <input type="radio"/> Polished Chrome | PSTB-PC | \$160 |
| | | <input type="radio"/> White Gloss | <input type="radio"/> White Gloss | PSTB-WG | \$235 |
| | | <input type="radio"/> Brushed Nickel | <input type="radio"/> Brushed Nickel | PSTB-BN | \$235 |
| | | <input type="radio"/> Matte Black | <input type="radio"/> Matte Black | PSTB-MB | \$235 |

Prices shown are per towel bar

Slim Soft

PSF4019W

39½" L x 19" W x 4⅞" H

3 other sizes available



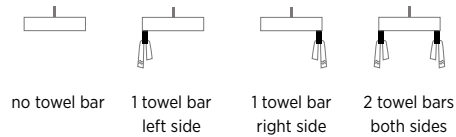
Made in Italy

Wall-mounted bathroom sink
Weight: 53lbs

1-hole tap 3-hole tap

Towel Bar *optional*

Easily attaches to underside of sink
Towel bar comes with overflow in matching finish



| Name | Material | Sink Finish | Overflow Finish | Faucet Holes | Sink | Price |
|-----------|----------|-----------------------------|---------------------------------------|--|-----------|---------|
| Slim Soft | Fireclay | <input type="radio"/> White | <input type="radio"/> Polished Chrome | <input type="checkbox"/> 1 1-hole tap | PSF4019W1 | \$1,095 |
| | | | | <input type="checkbox"/> 3 3-hole tap | PSF4019W3 | \$1,095 |

| Name | Material | Towel Bar Finish | Overflow Finish | Towel Bar | Price |
|-----------------------------------|----------|---------------------------------------|---------------------------------------|-----------|-------|
| Slim Towel Bar <i>optional</i> | Brass | <input type="radio"/> Polished Chrome | <input type="radio"/> Polished Chrome | PSTB-PC | \$160 |
| | | <input type="radio"/> White Gloss | <input type="radio"/> White Gloss | PSTB-WG | \$235 |
| | | <input type="radio"/> Brushed Nickel | <input type="radio"/> Brushed Nickel | PSTB-BN | \$235 |
| | | <input type="radio"/> Matte Black | <input type="radio"/> Matte Black | PSTB-MB | \$235 |

Prices shown are per towel bar

Slim Square

PSQ2018W

19⁷/₈" L x 18¹/₄" W x 4⁷/₈" H


4 other sizes available




 Made in Italy

Wall-mounted bathroom sink

Weight: 22lbs

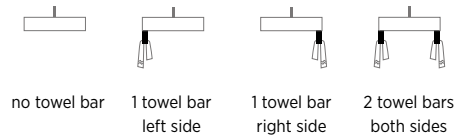
 1-hole tap

 3-hole tap

Towel Bar *optional*

Easily attaches to underside of sink

Towel bar comes with overflow in matching finish



| Name | Material | Sink Finish | Overflow Finish | Faucet Holes | Sink | Price |
|-------------|----------|-----------------------------|---------------------------------------|--|-----------|-------|
| Slim Square | Fireclay | <input type="radio"/> White | <input type="radio"/> Polished Chrome | <input type="checkbox"/> 1 1-hole tap | PSQ2018W1 | \$580 |
| | | | | <input type="checkbox"/> 3 3-hole tap | PSQ2018W3 | \$580 |

| Name | Material | Towel Bar Finish | Overflow Finish | Towel Bar | Price |
|-----------------------------------|----------|---------------------------------------|---------------------------------------|-----------|-------|
| Slim Towel Bar <i>optional</i> | Brass | <input type="radio"/> Polished Chrome | <input type="radio"/> Polished Chrome | PSTB-PC | \$160 |
| | | <input type="radio"/> White Gloss | <input type="radio"/> White Gloss | PSTB-WG | \$235 |
| | | <input type="radio"/> Brushed Nickel | <input type="radio"/> Brushed Nickel | PSTB-BN | \$235 |
| | | <input type="radio"/> Matte Black | <input type="radio"/> Matte Black | PSTB-MB | \$235 |

Prices shown are per towel bar

Slim Square

PSQ2418W

23³/₄" L x 18¹/₄" W x 4⁷/₈" H

4 other sizes available



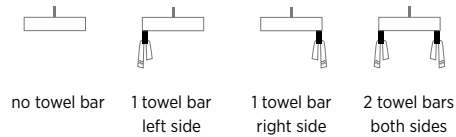
 Made in Italy

Wall-mounted bathroom sink
Weight: 27lbs

 1-hole tap  3-hole tap

Towel Bar *optional*

Easily attaches to underside of sink
Towel bar comes with overflow in matching finish



| Name | Material | Sink Finish | Overflow Finish | Faucet Holes | Sink | Price |
|-------------|----------|-----------------------------|---------------------------------------|--|-----------|-------|
| Slim Square | Fireclay | <input type="radio"/> White | <input type="radio"/> Polished Chrome | <input type="checkbox"/> 1 1-hole tap | PSQ2418W1 | \$710 |
| | | | | <input type="checkbox"/> 3 3-hole tap | PSQ2418W3 | \$710 |

| Name | Material | Towel Bar Finish | Overflow Finish | Towel Bar | Price |
|-----------------------------------|----------|---------------------------------------|---------------------------------------|-----------|-------|
| Slim Towel Bar <i>optional</i> | Brass | <input type="radio"/> Polished Chrome | <input type="radio"/> Polished Chrome | PSTB-PC | \$160 |
| | | <input type="radio"/> White Gloss | <input type="radio"/> White Gloss | PSTB-WG | \$235 |
| | | <input type="radio"/> Brushed Nickel | <input type="radio"/> Brushed Nickel | PSTB-BN | \$235 |
| | | <input type="radio"/> Matte Black | <input type="radio"/> Matte Black | PSTB-MB | \$235 |

Prices shown are per towel bar

Slim Square

PSQ3218W

31⁵/₈" L x 18¹/₄" W x 4⁷/₈" H

4 other sizes available



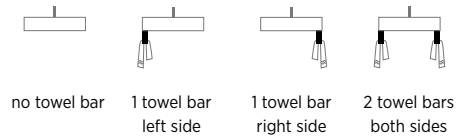
 Made in Italy

Wall-mounted bathroom sink
Weight: 40lbs

 1-hole tap  3-hole tap

Towel Bar *optional*

Easily attaches to underside of sink
Towel bar comes with overflow in matching finish



| Name | Material | Sink Finish | Overflow Finish | Faucet Holes | Sink | Price |
|-------------|----------|-----------------------------|---------------------------------------|--|-----------|-------|
| Slim Square | Fireclay | <input type="radio"/> White | <input type="radio"/> Polished Chrome | <input type="checkbox"/> 1 1-hole tap | PSQ3218W1 | \$985 |
| | | | | <input type="checkbox"/> 3 3-hole tap | PSQ3218W3 | \$985 |

| Name | Material | Towel Bar Finish | Overflow Finish | Towel Bar | Price |
|-----------------------------------|----------|---------------------------------------|---------------------------------------|-----------|-------|
| Slim Towel Bar <i>optional</i> | Brass | <input type="radio"/> Polished Chrome | <input type="radio"/> Polished Chrome | PSTB-PC | \$160 |
| | | <input type="radio"/> White Gloss | <input type="radio"/> White Gloss | PSTB-WG | \$235 |
| | | <input type="radio"/> Brushed Nickel | <input type="radio"/> Brushed Nickel | PSTB-BN | \$235 |
| | | <input type="radio"/> Matte Black | <input type="radio"/> Matte Black | PSTB-MB | \$235 |

Prices shown are per towel bar

Slim Square

PSQ4018W

39½" L x 18¼" W x 4⅞" H

4 other sizes available



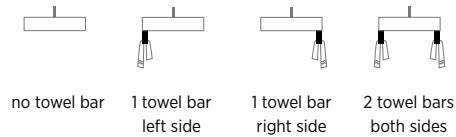
 Made in Italy

Wall-mounted bathroom sink
Weight: 55lbs

 1-hole tap  3-hole tap

Towel Bar *optional*

Easily attaches to underside of sink
Towel bar comes with overflow in matching finish



| Name | Material | Sink Finish | Overflow Finish | Faucet Holes | Sink | Price |
|-------------|----------|-----------------------------|---------------------------------------|--|-----------|---------|
| Slim Square | Fireclay | <input type="radio"/> White | <input type="radio"/> Polished Chrome | <input type="checkbox"/> 1 1-hole tap | PSQ4018W1 | \$1,095 |
| | | | | <input type="checkbox"/> 3 3-hole tap | PSQ4018W3 | \$1,095 |

| Name | Material | Towel Bar Finish | Overflow Finish | Towel Bar | Price |
|-----------------------------------|----------|---------------------------------------|---------------------------------------|-----------|-------|
| Slim Towel Bar <i>optional</i> | Brass | <input type="radio"/> Polished Chrome | <input type="radio"/> Polished Chrome | PSTB-PC | \$160 |
| | | <input type="radio"/> White Gloss | <input type="radio"/> White Gloss | PSTB-WG | \$235 |
| | | <input type="radio"/> Brushed Nickel | <input type="radio"/> Brushed Nickel | PSTB-BN | \$235 |
| | | <input type="radio"/> Matte Black | <input type="radio"/> Matte Black | PSTB-MB | \$235 |

Prices shown are per towel bar

Slim Square

PSQ4818W

47³/₈" L x 18¹/₄" W x 4⁷/₈" H


4 other sizes available




 Made in Italy

Wall-mounted bathroom sink

Weight: 57lbs

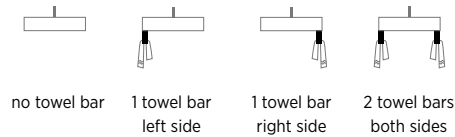
 1-hole tap



 3-hole tap

Towel Bar *optional*

Easily attaches to underside of sink

Towel bar comes with overflow in matching finish



| Name | Material | Sink Finish | Overflow Finish | Faucet Holes | Sink | Price |
|-------------|----------|-----------------------------|---------------------------------------|---|-----------|---------|
| Slim Square | Fireclay | <input type="radio"/> White | <input type="radio"/> Polished Chrome |  1 1-hole tap | PSQ4818W1 | \$1,240 |
| | | | |  3 3-hole tap | PSQ4818W3 | \$1,240 |


| Name | Material | Towel Bar Finish | Overflow Finish | Towel Bar | Price |
|-----------------------------------|----------|---------------------------------------|---------------------------------------|-----------|-------|
| Slim Towel Bar <i>optional</i> | Brass | <input type="radio"/> Polished Chrome | <input type="radio"/> Polished Chrome | PSTB-PC | \$160 |
| | | <input type="radio"/> White Gloss | <input type="radio"/> White Gloss | PSTB-WG | \$235 |
| | | <input type="radio"/> Brushed Nickel | <input type="radio"/> Brushed Nickel | PSTB-BN | \$235 |
| | | <input type="radio"/> Matte Black | <input type="radio"/> Matte Black | PSTB-MB | \$235 |

Prices shown are per towel bar


VANITIES



VANITY
FINISH
COMBINATIONS



WMWM
White Matte
White Matte



AMWM
Anthracite Matte
White Matte



WMGC
White Matte
Gray Chalk



AMGC
Anthracite Matte
Gray Chalk



WMHK
White Matte
Hazel Oak



AMHK
Anthracite Matte
Hazel Oak

Special Order:



WMVK
White Matte
Vintage Oak



AMVK
Anthracite Matte
Vintage Oak

SINKTOPS

CONTURA



GW
Glossy White



MW
Matte White

Faucet Holes
0 1 3

DUTONI



GC
Gray Chalk



HK
Hazel Oak

Faucet Holes
1 3

VANITY LEGS

VETTA



WM
White Matte



MB
Matte Black



SN
Satin Nickel



SB
Satin Brass

Legs can be installed in 2 configurations:

A
Angled front with corner alignment
accentuates vanity 45° detail



B
Flat front and inset alignment
creates a square look



Edge

PES242020 + PC2420

23⁷/₈" W x 20¹/₄" D x 19⁵/₈" H

6 sizes available



 Made in Italy

Edge Vanity

Wall-mounted bathroom vanity
Distinctive corners with 45° angle detail
2 soft-close drawers for storage
Matte lacquer body


Contura Sinktop




Mineral stone countertop
Integrated sink

Includes 3 overflow rings:

White Chrome Black

Vetta Legs *optional*

 Triangular metal vanity legs
Can be used in front or front and back

| Name | | Price | |
|--|----------------|--|--|
|  Edge Vanity | Body Finish | <input type="radio"/> WM White Matte <input checked="" type="radio"/> AM Anthracite Matte | BUILD YOUR VANITY MODEL NUMBER \$2,025 <div style="display: flex; align-items: center; gap: 10px;"> <div style="border: 1px solid black; padding: 2px 5px;">PES242020</div> + <div style="border: 1px solid black; padding: 2px 5px;"> </div> + <div style="border: 1px solid black; padding: 2px 5px;"> </div> </div> <div style="display: flex; justify-content: space-around; font-size: 8px; margin-top: 5px;"> <i>base model</i> <i>body finish code</i> <i>drawer finish code</i> </div> |
| | Drawer Finish | <input type="radio"/> WM White Matte <input type="radio"/> GC Gray Chalk <input type="radio"/> HK Hazel Oak <input type="radio"/> VK Vintage Oak <i>special order</i> | |
|  Contura Sinktop | Sinktop Finish | <input type="radio"/> GW Glossy White <input type="radio"/> MW Matte White | BUILD YOUR SINKTOP MODEL NUMBER \$690 <div style="display: flex; align-items: center; gap: 10px;"> <div style="border: 1px solid black; padding: 2px 5px;">PC2420</div> + <div style="border: 1px solid black; padding: 2px 5px;"> </div> + <div style="border: 1px solid black; padding: 2px 5px;"> </div> </div> <div style="display: flex; justify-content: space-around; font-size: 8px; margin-top: 5px;"> <i>base model</i> <i>sinktop finish code</i> <i>number of faucet holes</i> </div> |
| | Faucet Holes | <input type="checkbox"/> 0 0-hole tap <input type="checkbox"/> 1 1-hole tap <input type="checkbox"/> 3 3-hole tap | |
|  Vetta Legs <i>optional</i> | Legs Finish | <input type="radio"/> White Matte | PVLG-WM \$300 |
| | | <input checked="" type="radio"/> Matte Black | PVLG-MB \$300 |
| | | <input type="radio"/> Satin Nickel | PVLG-SN \$400 |
| | | <input type="radio"/> Satin Brass | PVLG-SB \$400 |

Prices shown are per pair of legs

Edge

PES282020 + PC2820

27³/₄" W x 20¹/₄" D x 19⁵/₈" H

6 sizes available



 Made in Italy

Edge Vanity

Wall-mounted bathroom vanity
Distinctive corners with 45° angle detail
2 soft-close drawers for storage
Matte lacquer body


Contura Sinktop




Mineral stone countertop
Integrated sink

Includes 3 overflow rings:

White Chrome Black

Vetta Legs *optional*

 Triangular metal vanity legs
Can be used in front or front and back

| Name | | Price | |
|---|--|--|---|
|  | Edge Vanity | Body Finish <input type="radio"/> WM White Matte <input checked="" type="radio"/> AM Anthracite Matte | \$2,135 BUILD YOUR VANITY MODEL NUMBER <div style="display: flex; align-items: center; gap: 10px;"> <div style="border: 1px solid black; padding: 2px 5px;">PES282020</div> + <div style="border: 1px solid black; padding: 2px 5px;"> </div> + <div style="border: 1px solid black; padding: 2px 5px;"> </div> </div> <div style="display: flex; justify-content: space-around; font-size: 8px; margin-top: 5px;"> <i>base model</i> <i>body finish code</i> <i>drawer finish code</i> </div> |
| | Drawer Finish <input type="radio"/> WM White Matte <input type="radio"/> GC Gray Chalk <input type="radio"/> HK Hazel Oak <input type="radio"/> VK Vintage Oak <i>special order</i> | | |
|  | Contura Sinktop | Sinktop Finish <input type="radio"/> GW Glossy White <input type="radio"/> MW Matte White | \$800 BUILD YOUR SINKTOP MODEL NUMBER <div style="display: flex; align-items: center; gap: 10px;"> <div style="border: 1px solid black; padding: 2px 5px;">PC2820</div> + <div style="border: 1px solid black; padding: 2px 5px;"> </div> + <div style="border: 1px solid black; padding: 2px 5px;"> </div> </div> <div style="display: flex; justify-content: space-around; font-size: 8px; margin-top: 5px;"> <i>base model</i> <i>sinktop finish code</i> <i>number of faucet holes</i> </div> |
| | Faucet Holes <input type="checkbox"/> 0 0-hole tap <input type="checkbox"/> 1 1-hole tap <input type="checkbox"/> 3 3-hole tap | | |
|  | Vetta Legs <i>optional</i> | Legs Finish <input type="radio"/> White Matte | PVLG-WM \$300 |
| | | <input checked="" type="radio"/> Matte Black | PVLG-MB \$300 |
| | | <input type="radio"/> Satin Nickel | PVLG-SN \$400 |
| | | <input type="radio"/> Satin Brass | PVLG-SB \$400 |

Prices shown are per pair of legs

Edge

PES322020 + PC3220

31³/₄" W x 20¹/₄" D x 19⁵/₈" H

6 sizes available



 Made in Italy

Edge Vanity

Wall-mounted bathroom vanity
Distinctive corners with 45° angle detail
2 soft-close drawers for storage
Matte lacquer body


Contura Sinktop




Mineral stone countertop
Integrated sink

Includes 3 overflow rings:

White Chrome Black

Vetta Legs *optional*

 Triangular metal vanity legs
Can be used in front or front and back

| Name | | Price | |
|---|---|---|--|
|  | Edge Vanity | Body Finish <input type="radio"/> WM White Matte <input checked="" type="radio"/> AM Anthracite Matte | BUILD YOUR VANITY MODEL NUMBER \$2,250 <div style="display: flex; align-items: center; gap: 10px;"> <div style="border: 1px solid black; padding: 2px 5px;">PES322020</div> + <div style="border: 1px solid black; padding: 2px 5px;"> </div> + <div style="border: 1px solid black; padding: 2px 5px;"> </div> </div> <div style="display: flex; justify-content: space-around; font-size: 8px; margin-top: 5px;"> <i>base model</i> <i>body finish code</i> <i>drawer finish code</i> </div> |
| | Drawer Finish <input type="radio"/> WM White Matte <input type="radio"/> GC Gray Chalk <input type="radio"/> HK Hazel Oak <input type="radio"/> VK Vintage Oak <i>special order</i> | | |
|  | Contura Sinktop | Sinktop Finish <input type="radio"/> GW Glossy White <input type="radio"/> MW Matte White | BUILD YOUR SINKTOP MODEL NUMBER \$920 <div style="display: flex; align-items: center; gap: 10px;"> <div style="border: 1px solid black; padding: 2px 5px;">PC3220</div> + <div style="border: 1px solid black; padding: 2px 5px;"> </div> + <div style="border: 1px solid black; padding: 2px 5px;"> </div> </div> <div style="display: flex; justify-content: space-around; font-size: 8px; margin-top: 5px;"> <i>base model</i> <i>sinktopy finish code</i> <i>number of faucet holes</i> </div> |
| | Faucet Holes <input type="checkbox"/> 0 0-hole tap <input type="checkbox"/> 1 1-hole tap <input type="checkbox"/> 3 3-hole tap | | |
|  | Vetta Legs <i>optional</i> | Legs Finish <input type="radio"/> White Matte | PVLG-WM \$300 |
| | | <input checked="" type="radio"/> Matte Black | PVLG-MB \$300 |
| | | <input type="radio"/> Satin Nickel | PVLG-SN \$400 |
| | | <input type="radio"/> Satin Brass | PVLG-SB \$400 |

Prices shown are per pair of legs


Edge

PES362020 + PC3620

35⁵/₈" W x 20¹/₄" D x 19⁵/₈" H

6 sizes available



 Made in Italy

Edge Vanity

Wall-mounted bathroom vanity
Distinctive corners with 45° angle detail
2 soft-close drawers for storage
Matte lacquer body


Contura Sinktop




Mineral stone countertop
Integrated sink

Includes 3 overflow rings:

White Chrome Black

Vetta Legs *optional*

 Triangular metal vanity legs
Can be used in front or front and back

| Name | | Price | |
|--|----------------|--|--|
|  Edge Vanity | Body Finish | <input type="radio"/> WM White Matte <input checked="" type="radio"/> AM Anthracite Matte | BUILD YOUR VANITY MODEL NUMBER \$2,360 <div style="display: flex; align-items: center; gap: 10px;"> <div style="border: 1px solid black; padding: 2px 5px;">PES362020</div> + <div style="border: 1px solid black; padding: 2px 5px;"> </div> + <div style="border: 1px solid black; padding: 2px 5px;"> </div> </div> <p style="font-size: small; margin-top: 5px;"> <i>base model</i> <i>body finish code</i> <i>drawer finish code</i> </p> |
| | Drawer Finish | <input type="radio"/> WM White Matte <input type="radio"/> GC Gray Chalk <input type="radio"/> HK Hazel Oak <input type="radio"/> VK Vintage Oak <i>special order</i> | |
|  Contura Sinktop | Sinktop Finish | <input type="radio"/> GW Glossy White <input type="radio"/> MW Matte White | BUILD YOUR SINKTOP MODEL NUMBER \$1,030 <div style="display: flex; align-items: center; gap: 10px;"> <div style="border: 1px solid black; padding: 2px 5px;">PC3620</div> + <div style="border: 1px solid black; padding: 2px 5px;"> </div> + <div style="border: 1px solid black; padding: 2px 5px;"> </div> </div> <p style="font-size: small; margin-top: 5px;"> <i>base model</i> <i>sinktop finish code</i> <i>number of faucet holes</i> </p> |
| | Faucet Holes | <input type="checkbox"/> 0 0-hole tap <input type="checkbox"/> 1 1-hole tap <input type="checkbox"/> 3 3-hole tap | |
|  Vetta Legs <i>optional</i> | Legs Finish | <input type="radio"/> White Matte | PVLG-WM \$300 |
| | | <input checked="" type="radio"/> Matte Black | PVLG-MB \$300 |
| | | <input type="radio"/> Satin Nickel | PVLG-SN \$400 |
| | | <input type="radio"/> Satin Brass | PVLG-SB \$400 |

Prices shown are per pair of legs

Edge

PES422020 + PC4220

41³/₈" W x 20¹/₄" D x 19⁵/₈" H

6 sizes available



 Made in Italy

Edge Vanity

Wall-mounted bathroom vanity
Distinctive corners with 45° angle detail
2 soft-close drawers for storage
Matte lacquer body


Contura Sinktop




Mineral stone countertop
Integrated sink

Includes 3 overflow rings:

- White
- Chrome
- Black

Vetta Legs *optional*

 Triangular metal vanity legs
Can be used in front or front and back

| Name | | Price | |
|--|----------------|--|--|
|  Edge Vanity | Body Finish | <input type="radio"/> WM White Matte <input checked="" type="radio"/> AM Anthracite Matte | BUILD YOUR VANITY MODEL NUMBER \$2,470 <div style="display: flex; align-items: center; gap: 10px;"> <div style="border: 1px solid black; padding: 2px 5px;">PES422020</div> + <div style="border: 1px solid black; padding: 2px 5px;"> </div> + <div style="border: 1px solid black; padding: 2px 5px;"> </div> </div> <p style="font-size: small; margin-top: 5px;"> <i>base model</i> <i>body finish code</i> <i>drawer finish code</i> </p> |
| | Drawer Finish | <input type="radio"/> WM White Matte <input type="radio"/> GC Gray Chalk <input type="radio"/> HK Hazel Oak <input type="radio"/> VK Vintage Oak <i>special order</i> | |
|  Contura Sinktop | Sinktop Finish | <input type="radio"/> GW Glossy White <input type="radio"/> MW Matte White | BUILD YOUR SINKTOP MODEL NUMBER \$1,260 <div style="display: flex; align-items: center; gap: 10px;"> <div style="border: 1px solid black; padding: 2px 5px;">PC4220</div> + <div style="border: 1px solid black; padding: 2px 5px;"> </div> + <div style="border: 1px solid black; padding: 2px 5px;"> </div> </div> <p style="font-size: small; margin-top: 5px;"> <i>base model</i> <i>sinktop finish code</i> <i>number of faucet holes</i> </p> |
| | Faucet Holes | <input type="checkbox"/> 0 0-hole tap <input type="checkbox"/> 1 1-hole tap <input type="checkbox"/> 3 3-hole tap | |
|  Vetta Legs <i>optional</i> | Legs Finish | <input type="radio"/> White Matte | PVLG-WM \$300 |
| | | <input checked="" type="radio"/> Matte Black | PVLG-MB \$300 |
| | | <input type="radio"/> Satin Nickel | PVLG-SN \$400 |
| | | <input type="radio"/> Satin Brass | PVLG-SB \$400 |

Prices shown are per pair of legs

Edge

PES482020 + PC4820

47¼" W x 20¼" D x 19⅝" H

6 sizes available



Made in Italy

Edge Vanity

Wall-mounted bathroom vanity
Distinctive corners with 45° angle detail
2 soft-close drawers for storage
Matte lacquer body

Contura Sinktop

Mineral stone countertop
Integrated sink

Includes 3 overflow rings:

- White
- Chrome
- Black

Vetta Legs *optional*

Triangular metal vanity legs
Can be used in front or front and back

| Name | | Price | | | | | | | | | |
|----------------|--------------------------------------|---|--|---|--------------|----------------|--------------|----------------|--------------|----------------|--------------|
| | Edge Vanity | <p>Body Finish</p> <ul style="list-style-type: none"> <input type="radio"/> WM White Matte <input checked="" type="radio"/> AM Anthracite Matte <hr/> <p>Drawer Finish</p> <ul style="list-style-type: none"> <input type="radio"/> WM White Matte <input type="radio"/> GC Gray Chalk <input type="radio"/> HK Hazel Oak <input type="radio"/> VK Vintage Oak <i>special order</i> | <p>BUILD YOUR VANITY MODEL NUMBER \$2,700</p> <div style="display: flex; align-items: center; gap: 10px;"> <div style="border: 1px solid black; padding: 2px 5px;">PES482020</div> + <div style="border: 1px solid black; padding: 2px 5px;"> </div> + <div style="border: 1px solid black; padding: 2px 5px;"> </div> </div> <p style="font-size: small; text-align: center;"> <i>base model</i> <i>body finish code</i> <i>drawer finish code</i> </p> | | | | | | | | |
| | | Contura Sinktop | <p>Sinktop Finish</p> <ul style="list-style-type: none"> <input type="radio"/> GW Glossy White <input type="radio"/> MW Matte White <hr/> <p>Faucet Holes</p> <ul style="list-style-type: none"> <input type="checkbox"/> 0 0-hole tap <input type="checkbox"/> 1 1-hole tap <input type="checkbox"/> 3 3-hole tap | <p>BUILD YOUR SINKTOP MODEL NUMBER \$1,380</p> <div style="display: flex; align-items: center; gap: 10px;"> <div style="border: 1px solid black; padding: 2px 5px;">PC4820</div> + <div style="border: 1px solid black; padding: 2px 5px;"> </div> + <div style="border: 1px solid black; padding: 2px 5px;"> </div> </div> <p style="font-size: small; text-align: center;"> <i>base model</i> <i>sinktop finish code</i> <i>number of faucet holes</i> </p> | | | | | | | |
| | Vetta Legs <i>optional</i> | <p>Legs Finish</p> <ul style="list-style-type: none"> <input type="radio"/> White Matte <input checked="" type="radio"/> Matte Black <input type="radio"/> Satin Nickel <input type="radio"/> Satin Brass | <table border="1" style="width: 100%; border-collapse: collapse;"> <tr> <td style="text-align: left;">PVLG-WM</td> <td style="text-align: right;">\$300</td> </tr> <tr> <td style="text-align: left;">PVLG-MB</td> <td style="text-align: right;">\$300</td> </tr> <tr> <td style="text-align: left;">PVLG-SN</td> <td style="text-align: right;">\$400</td> </tr> <tr> <td style="text-align: left;">PVLG-SB</td> <td style="text-align: right;">\$400</td> </tr> </table> | PVLG-WM | \$300 | PVLG-MB | \$300 | PVLG-SN | \$400 | PVLG-SB | \$400 |
| PVLG-WM | \$300 | | | | | | | | | | |
| PVLG-MB | \$300 | | | | | | | | | | |
| PVLG-SN | \$400 | | | | | | | | | | |
| PVLG-SB | \$400 | | | | | | | | | | |

Prices shown are per pair of legs

Edge Dutoni

PES322020 + PD3220

31¾" W x 20¼" D x 19⅝" H

4 sizes available



Made in Italy

Edge Vanity

Wall-mounted bathroom vanity
Distinctive corners with 45° angle detail
2 soft-close drawers for storage
Matte lacquer body

Dutoni Sinktop

Countertop finish matches vanity drawers
Integrated matte white sink
Includes 3 overflow rings:

- White
- Chrome
- Black

Vetta Legs *optional*

Triangular metal vanity legs
Can be used in front or front and back

| Name | | Price | |
|------|--------------------------------------|---|---|
| | Edge Vanity | <p>Body Finish</p> <ul style="list-style-type: none"> <input type="radio"/> WM White Matte <input checked="" type="radio"/> AM Anthracite Matte <hr/> <p>Drawer Finish</p> <ul style="list-style-type: none"> <input type="radio"/> GC Gray Chalk <input checked="" type="radio"/> HK Hazel Oak | <p>BUILD YOUR VANITY MODEL NUMBER \$2,250</p> <p>PES322020 + <input type="text"/> <input type="text"/> + <input type="text"/> <input type="text"/></p> <p><i>base model body finish code drawer finish code</i></p> |
| | Dutoni Sinktop | <p>Countertop Finish</p> <ul style="list-style-type: none"> <input type="radio"/> GC Gray Chalk <input checked="" type="radio"/> HK Hazel Oak <hr/> <p>Sink Finish</p> <ul style="list-style-type: none"> <input type="radio"/> MW Matte White <hr/> <p>Faucet Holes</p> <ul style="list-style-type: none"> <input type="checkbox"/> 1 1-hole tap <input checked="" type="checkbox"/> 3 3-hole tap | <p>BUILD YOUR SINKTOP MODEL NUMBER \$1,350</p> <p>PD3220 + <input type="text"/> <input type="text"/> + <input type="text"/> <input type="text"/> + <input type="text"/></p> <p><i>base model countertop finish code sink finish code number of faucet holes</i></p> |
| | Vetta Legs <i>optional</i> | <p>Legs Finish</p> <ul style="list-style-type: none"> <input type="radio"/> White Matte <input checked="" type="radio"/> Matte Black <input type="radio"/> Satin Nickel <input type="radio"/> Satin Brass | <p>PVLG-WM \$300</p> <hr/> <p>PVLG-MB \$300</p> <hr/> <p>PVLG-SN \$400</p> <hr/> <p>PVLG-SB \$400</p> |

Prices shown are per pair of legs

Edge Dutoni

PES362020 + PD3620

35⁵/₈" W x 20¹/₄" D x 19⁵/₈" H

4 sizes available



Made in Italy

Edge Vanity

Wall-mounted bathroom vanity
Distinctive corners with 45° angle detail
2 soft-close drawers for storage
Matte lacquer body

Dutoni Sinktop

Countertop finish matches vanity drawers
Integrated matte white sink
Includes 3 overflow rings:

- White
- Chrome
- Black

Vetta Legs *optional*

Triangular metal vanity legs
Can be used in front or front and back

| Name | | Price | |
|------|--------------------------------------|---|--|
| | Edge Vanity | <p>Body Finish</p> <ul style="list-style-type: none"> <input type="radio"/> WM White Matte <input checked="" type="radio"/> AM Anthracite Matte <p>Drawer Finish</p> <ul style="list-style-type: none"> <input type="radio"/> GC Gray Chalk <input checked="" type="radio"/> HK Hazel Oak | <p>BUILD YOUR VANITY MODEL NUMBER \$2,360</p> <p> <input type="text" value="PES362020"/> + <input type="text" value=""/> <input type="text" value=""/> + <input type="text" value=""/> <input type="text" value=""/> <small>base model body finish code drawer finish code</small> </p> |
| | Dutoni Sinktop | <p>Countertop Finish</p> <ul style="list-style-type: none"> <input type="radio"/> GC Gray Chalk <input checked="" type="radio"/> HK Hazel Oak <p>Sink Finish</p> <ul style="list-style-type: none"> <input type="radio"/> MW Matte White <p>Faucet Holes</p> <ul style="list-style-type: none"> <input type="checkbox"/> 1 1-hole tap <input checked="" type="checkbox"/> 3 3-hole tap | <p>BUILD YOUR SINKTOP MODEL NUMBER \$1,430</p> <p> <input type="text" value="PD3620"/> + <input type="text" value=""/> <input type="text" value=""/> + <input type="text" value="M"/> <input type="text" value="W"/> + <input type="text" value=""/> <small>base model countertop finish code sink finish code number of faucet holes</small> </p> |
| | Vetta Legs <i>optional</i> | <p>Legs Finish</p> <ul style="list-style-type: none"> <input type="radio"/> White Matte <input checked="" type="radio"/> Matte Black <input type="radio"/> Satin Nickel <input type="radio"/> Satin Brass | <p>PVLG-WM \$300</p> <p>PVLG-MB \$300</p> <p>PVLG-SN \$400</p> <p>PVLG-SB \$400</p> |

Prices shown are per pair of legs

Edge Dutoni

PES422020 + PD4220

41³/₈" W x 20¹/₄" D x 19⁵/₈" H

4 sizes available



Made in Italy

Edge Vanity

Wall-mounted bathroom vanity
 Distinctive corners with 45° angle detail
 2 soft-close drawers for storage
 Matte lacquer body

Dutoni Sinktop

Countertop finish matches vanity drawers
 Integrated matte white sink
 Includes 3 overflow rings:

- White
- Chrome
- Black

Vetta Legs *optional*

Triangular metal vanity legs
 Can be used in front or front and back

| Name | | Price | |
|------|--------------------------------------|---|--|
| | Edge Vanity | Body Finish <input type="radio"/> WM White Matte <input checked="" type="radio"/> AM Anthracite Matte Drawer Finish <input type="radio"/> GC Gray Chalk <input checked="" type="radio"/> HK Hazel Oak | BUILD YOUR VANITY MODEL NUMBER \$2,470 <div style="display: flex; align-items: center; gap: 10px;"> <div style="border: 1px solid black; padding: 2px;">PES422020</div> + <div style="border: 1px solid black; padding: 2px;"> </div> + <div style="border: 1px solid black; padding: 2px;"> </div> + <div style="border: 1px solid black; padding: 2px;"> </div> </div> <small><i>base model body finish code drawer finish code</i></small> |
| | Dutoni Sinktop | Countertop Finish <input type="radio"/> GC Gray Chalk <input checked="" type="radio"/> HK Hazel Oak Sink Finish <input type="radio"/> MW Matte White Faucet Holes <input type="checkbox"/> 1 1-hole tap <input checked="" type="checkbox"/> 3 3-hole tap | BUILD YOUR SINKTOP MODEL NUMBER \$1,565 <div style="display: flex; align-items: center; gap: 10px;"> <div style="border: 1px solid black; padding: 2px;">PD4220</div> + <div style="border: 1px solid black; padding: 2px;"> </div> + <div style="border: 1px solid black; padding: 2px;"> </div> + <div style="border: 1px solid black; padding: 2px;">M</div> <div style="border: 1px solid black; padding: 2px;">W</div> + <div style="border: 1px solid black; padding: 2px;"> </div> </div> <small><i>base model countertop finish code sink finish code number of faucet holes</i></small> |
| | Vetta Legs <i>optional</i> | Legs Finish <input type="radio"/> White Matte <input checked="" type="radio"/> Matte Black <input type="radio"/> Satin Nickel <input checked="" type="radio"/> Satin Brass | PVLG-WM \$300 PVLG-MB \$300 PVLG-SN \$400 PVLG-SB \$400 |

Prices shown are per pair of legs


Edge Dutoni

PES482020 + PD4820

47¼" W x 20¼" D x 19⅝" H

4 sizes available



 Made in Italy

Edge Vanity


Wall-mounted bathroom vanity
Distinctive corners with 45° angle detail
2 soft-close drawers for storage
Matte lacquer body



Dutoni Sinktop

Countertop finish matches vanity drawers
Integrated matte white sink
Includes 3 overflow rings:

- White
- Chrome
- Black

Vetta Legs *optional*

 Triangular metal vanity legs
Can be used in front or front and back

| Name | | Price | |
|---|--------------------------------------|---|---|
|  | Edge Vanity | <p>Body Finish</p> <ul style="list-style-type: none"> <input type="radio"/> WM White Matte <input checked="" type="radio"/> AM Anthracite Matte <p>Drawer Finish</p> <ul style="list-style-type: none"> <input type="radio"/> GC Gray Chalk <input checked="" type="radio"/> HK Hazel Oak | <p>BUILD YOUR VANITY MODEL NUMBER \$2,700</p> <p>PES482020 + <input type="text"/> <input type="text"/> + <input type="text"/> <input type="text"/></p> <p><i>base model body finish code drawer finish code</i></p> |
| | Dutoni Sinktop | <p>Countertop Finish</p> <ul style="list-style-type: none"> <input type="radio"/> GC Gray Chalk <input checked="" type="radio"/> HK Hazel Oak <p>Sink Finish</p> <ul style="list-style-type: none"> <input type="radio"/> MW Matte White <p>Faucet Holes</p> <ul style="list-style-type: none"> <input type="checkbox"/> 1 1-hole tap <input checked="" type="checkbox"/> 3 3-hole tap | <p>BUILD YOUR SINKTOP MODEL NUMBER \$1,750</p> <p>PD4820 + <input type="text"/> <input type="text"/> + <input type="text"/> <input type="text"/> + <input type="text"/></p> <p><i>base model countertop finish code sink finish code number of faucet holes</i></p> |
|  | Vetta Legs <i>optional</i> | <p>Legs Finish</p> <ul style="list-style-type: none"> <input type="radio"/> White Matte <input checked="" type="radio"/> Matte Black <input type="radio"/> Satin Nickel <input type="radio"/> Satin Brass | <p>PVLG-WM \$300</p> <p>PVLG-MB \$300</p> <p>PVLG-SN \$400</p> <p>PVLG-SB \$400</p> |

Prices shown are per pair of legs

Edge Loft

PLS242020 + PC2420

23⁷/₈" W x 20¹/₄" D x 19⁵/₈" H

4 sizes available



Made in Italy

Edge Loft Vanity

Wall-mounted bathroom vanity
Distinctive corners with 45° angle detail
1 soft-close drawer for storage
1 open shelf
Matte lacquer body

Contura Sinktop

Mineral stone countertop
Integrated sink
Includes 3 overflow rings:

- White
- Chrome
- Black

Vetta Legs *optional*

Triangular metal vanity legs
Can be used in front or front and back

| Name | | Price |
|--------------------------------------|--|--|
| Edge Loft Vanity | Body Finish <ul style="list-style-type: none"> <input type="radio"/> WM White Matte <input checked="" type="radio"/> AM Anthracite Matte | BUILD YOUR VANITY MODEL NUMBER \$1,800 <div style="display: flex; align-items: center; gap: 10px;"> <div style="border: 1px solid black; padding: 2px 5px;">PLS242020</div> + <div style="border: 1px solid black; padding: 2px 5px;"> </div> + <div style="border: 1px solid black; padding: 2px 5px;"> </div> </div> <div style="display: flex; justify-content: space-around; font-size: 8px; margin-top: 5px;"> <i>base model</i> <i>body finish code</i> <i>drawer finish code</i> </div> |
| | Drawer Finish <ul style="list-style-type: none"> <input type="radio"/> WM White Matte <input type="radio"/> GC Gray Chalk <input type="radio"/> HK Hazel Oak <input type="radio"/> VK Vintage Oak <i>special order</i> | |
| Contura Sinktop | Sinktop Finish <ul style="list-style-type: none"> <input type="radio"/> GW Glossy White <input type="radio"/> MW Matte White | BUILD YOUR SINKTOP MODEL NUMBER \$690 <div style="display: flex; align-items: center; gap: 10px;"> <div style="border: 1px solid black; padding: 2px 5px;">PC2420</div> + <div style="border: 1px solid black; padding: 2px 5px;"> </div> + <div style="border: 1px solid black; padding: 2px 5px;"> </div> </div> <div style="display: flex; justify-content: space-around; font-size: 8px; margin-top: 5px;"> <i>base model</i> <i>sinktop finish code</i> <i>number of faucet holes</i> </div> |
| | Faucet Holes <ul style="list-style-type: none"> <input type="checkbox"/> 0 0-hole tap <input type="checkbox"/> 1 1-hole tap <input type="checkbox"/> 3 3-hole tap | |
| Vetta Legs <i>optional</i> | Legs Finish <ul style="list-style-type: none"> <input type="radio"/> White Matte | PVLG-WM \$300 |
| | <ul style="list-style-type: none"> <input checked="" type="radio"/> Matte Black | PVLG-MB \$300 |
| | <ul style="list-style-type: none"> <input type="radio"/> Satin Nickel | PVLG-SN \$400 |
| | <ul style="list-style-type: none"> <input type="radio"/> Satin Brass | PVLG-SB \$400 |

Prices shown are per pair of legs

Edge Loft

PLS282020 + PC2820

27³/₄" W x 20¹/₄" D x 19⁵/₈" H

4 sizes available



Made in Italy

Edge Loft Vanity

Wall-mounted bathroom vanity
Distinctive corners with 45° angle detail
1 soft-close drawer for storage
1 open shelf
Matte lacquer body

Contura Sinktop

Mineral stone countertop
Integrated sink
Includes 3 overflow rings:

- White
- Chrome
- Black

Vetta Legs *optional*

Triangular metal vanity legs
Can be used in front or front and back

| Name | | Price | |
|------|--------------------------------------|---|--|
| | Edge Loft Vanity | <p>Body Finish</p> <ul style="list-style-type: none"> <input type="radio"/> WM White Matte <input checked="" type="radio"/> AM Anthracite Matte <hr/> <p>Drawer Finish</p> <ul style="list-style-type: none"> <input type="radio"/> WM White Matte <input type="radio"/> GC Gray Chalk <input type="radio"/> HK Hazel Oak <input type="radio"/> VK Vintage Oak <i>special order</i> | <p>BUILD YOUR VANITY MODEL NUMBER \$1,910</p> <p> <input type="text" value="PLS282020"/> + <input type="text" value=""/> + <input type="text" value=""/> <small>base model body finish code drawer finish code</small> </p> |
| | | Contura Sinktop | <p>Sinktop Finish</p> <ul style="list-style-type: none"> <input type="radio"/> GW Glossy White <input type="radio"/> MW Matte White <hr/> <p>Faucet Holes</p> <ul style="list-style-type: none"> <input type="checkbox"/> 0 0-hole tap <input type="checkbox"/> 1 1-hole tap <input type="checkbox"/> 3 3-hole tap |
| | Vetta Legs <i>optional</i> | <p>Legs Finish</p> <ul style="list-style-type: none"> <input type="radio"/> White Matte <input checked="" type="radio"/> Matte Black <input type="radio"/> Satin Nickel <input type="radio"/> Satin Brass | <p>PVLG-WM \$300</p> <hr/> <p>PVLG-MB \$300</p> <hr/> <p>PVLG-SN \$400</p> <hr/> <p>PVLG-SB \$400</p> |

Prices shown are per pair of legs

Edge Loft

PLS322020 + PC3220

31¾" W x 20¼" D x 19⅝" H

4 sizes available



 Made in Italy

Edge Loft Vanity


Wall-mounted bathroom vanity
Distinctive corners with 45° angle detail
1 soft-close drawer for storage
1 open shelf
Matte lacquer body




Contura Sinktop

Mineral stone countertop
Integrated sink
Includes 3 overflow rings:

- White
- Chrome
- Black

Vetta Legs *optional*

 Triangular metal vanity legs
Can be used in front or front and back

| Name | | Price |
|--|----------------|---|
|  Edge Loft Vanity | Body Finish | BUILD YOUR VANITY MODEL NUMBER \$2,025 <div style="display: flex; align-items: center; gap: 10px;"> <div style="border: 1px solid black; padding: 2px 5px;">PLS322020</div> + <div style="border: 1px solid black; padding: 2px 5px;"> </div> + <div style="border: 1px solid black; padding: 2px 5px;"> </div> </div> <div style="display: flex; justify-content: space-around; font-size: small; margin-top: 5px;"> <i>base model</i> <i>body finish code</i> <i>drawer finish code</i> </div> |
| | Drawer Finish | |
|  Contura Sinktop | Sinktop Finish | BUILD YOUR SINKTOP MODEL NUMBER \$920 <div style="display: flex; align-items: center; gap: 10px;"> <div style="border: 1px solid black; padding: 2px 5px;">PC3220</div> + <div style="border: 1px solid black; padding: 2px 5px;"> </div> + <div style="border: 1px solid black; padding: 2px 5px;"> </div> </div> <div style="display: flex; justify-content: space-around; font-size: small; margin-top: 5px;"> <i>base model</i> <i>sinktop finish code</i> <i>number of faucet holes</i> </div> |
| Faucet Holes | | |
|  Vetta Legs <i>optional</i> | Legs Finish | PVLG-WM \$300 |
| | | PVLG-MB \$300 |
| | | PVLG-SN \$400 |
| | | PVLG-SB \$400 |

Prices shown are per pair of legs

Edge Loft

PLS362020 + PC3620

35⁵/₈" W x 20¹/₄" D x 19⁵/₈" H

4 sizes available



Made in Italy

Edge Loft Vanity

Wall-mounted bathroom vanity
Distinctive corners with 45° angle detail
1 soft-close drawer for storage
1 open shelf
Matte lacquer body

Contura Sinktop

Mineral stone countertop
Integrated sink
Includes 3 overflow rings:

- White
- Chrome
- Black

Vetta Legs *optional*

Triangular metal vanity legs
Can be used in front or front and back

| Name | | Price |
|------|---|---|
| | Edge Loft Vanity Body Finish <input type="radio"/> WM White Matte <input checked="" type="radio"/> AM Anthracite Matte <hr/> Drawer Finish <input type="radio"/> WM White Matte <input type="radio"/> GC Gray Chalk <input type="radio"/> HK Hazel Oak <input type="radio"/> VK Vintage Oak <i>special order</i> | BUILD YOUR VANITY MODEL NUMBER \$2,135 <div style="display: flex; align-items: center; gap: 10px;"> <div style="border: 1px solid black; padding: 2px 5px;">PLS362020</div> + <div style="border: 1px solid black; padding: 2px 5px;"> </div> + <div style="border: 1px solid black; padding: 2px 5px;"> </div> </div> <p style="font-size: small; margin-top: 5px;"> <i>base model</i> <i>body finish code</i> <i>drawer finish code</i> </p> |
| | Contura Sinktop Sinktop Finish <input type="radio"/> GW Glossy White <input type="radio"/> MW Matte White <hr/> Faucet Holes <input type="checkbox"/> 0 0-hole tap <input type="checkbox"/> 1 1-hole tap <input type="checkbox"/> 3 3-hole tap | BUILD YOUR SINKTOP MODEL NUMBER \$1,030 <div style="display: flex; align-items: center; gap: 10px;"> <div style="border: 1px solid black; padding: 2px 5px;">PC3620</div> + <div style="border: 1px solid black; padding: 2px 5px;"> </div> + <div style="border: 1px solid black; padding: 2px 5px;"> </div> </div> <p style="font-size: small; margin-top: 5px;"> <i>base model</i> <i>sinktop finish code</i> <i>number of faucet holes</i> </p> |
| | Vetta Legs <i>optional</i> Legs Finish <input type="radio"/> White Matte <input checked="" type="radio"/> Matte Black <hr/> <input type="radio"/> Satin Nickel <input type="radio"/> Satin Brass | PVLG-WM \$300 <hr/> PVLG-MB \$300 <hr/> PVLG-SN \$400 <hr/> PVLG-SB \$400 |
| | Prices shown are per pair of legs | |

Edge Loft Dutoni

PLS322020 + PD3220

31¾" W x 20¼" D x 19⅝" H

2 sizes available



Made in Italy

Edge Loft Vanity

- Wall-mounted bathroom vanity
- Distinctive corners with 45° angle detail
- 1 soft-close drawer for storage
- 1 open shelf
- Matte lacquer body

Dutoni Sinktop

- Countertop finish matches vanity drawers
- Integrated matte white sink
- Includes 3 overflow rings:

- White
- Chrome
- Black

Vetta Legs *optional*



- Triangular metal vanity legs
- Can be used in front or front and back

| Name | | Price | | |
|------|--------------------------------------|---|---|---|
| | Edge Loft Vanity | <p>Body Finish</p> <ul style="list-style-type: none"> <input type="radio"/> WM White Matte <input checked="" type="radio"/> AM Anthracite Matte <p>Drawer Finish</p> <ul style="list-style-type: none"> <input type="radio"/> GC Gray Chalk <input checked="" type="radio"/> HK Hazel Oak | <p>BUILD YOUR VANITY MODEL NUMBER \$2,025</p> <p> <input type="text" value="PLS322020"/> + <input type="text" value=""/> <input type="text" value=""/> + <input type="text" value=""/> <input type="text" value=""/> <i>base model</i> <i>body finish code</i> <i>drawer finish code</i> </p> | |
| | Dutoni Sinktop | <p>Countertop Finish</p> <ul style="list-style-type: none"> <input type="radio"/> GC Gray Chalk <input checked="" type="radio"/> HK Hazel Oak <p>Sink Finish</p> <ul style="list-style-type: none"> <input type="radio"/> MW Matte White <p>Faucet Holes</p> <ul style="list-style-type: none"> <input type="checkbox"/> 1 1-hole tap <input checked="" type="checkbox"/> 3 3-hole tap | <p>BUILD YOUR SINKTOP MODEL NUMBER \$1,350</p> <p> <input type="text" value="PD3220"/> + <input type="text" value=""/> <input type="text" value=""/> + <input type="text" value="M"/> <input type="text" value="W"/> + <input type="text" value=""/> <i>base model</i> <i>countertop finish code</i> <i>sink finish code</i> <i>number of faucet holes</i> </p> | |
| | Vetta Legs <i>optional</i> | Legs Finish | <ul style="list-style-type: none"> <input type="radio"/> White Matte <input checked="" type="radio"/> Matte Black <input type="radio"/> Satin Nickel <input type="radio"/> Satin Brass | <p>PVLG-WM \$300</p> <p>PVLG-MB \$300</p> <p>PVLG-SN \$400</p> <p>PVLG-SB \$400</p> |
| | | <p><i>Prices shown are per pair of legs</i></p> | | |
| | | | | |
| | | | | |

Edge Loft Dutoni

PLS362020 + PD3620

35 5/8" W x 20 1/4" D x 19 5/8" H

2 sizes available



Made in Italy

Edge Loft Vanity

Wall-mounted bathroom vanity
 Distinctive corners with 45° angle detail
 1 soft-close drawer for storage
 1 open shelf
 Matte lacquer body

Dutoni Sinktop

Countertop finish matches vanity drawers
 Integrated matte white sink
 Includes 3 overflow rings:

- White
- Chrome
- Black

Vetta Legs *optional*

Triangular metal vanity legs
 Can be used in front or front and back

| Name | | Price | |
|------|--------------------------------------|---|--|
| | Edge Loft Vanity | Body Finish <input type="radio"/> WM White Matte <input checked="" type="radio"/> AM Anthracite Matte Drawer Finish <input type="radio"/> GC Gray Chalk <input checked="" type="radio"/> HK Hazel Oak | BUILD YOUR VANITY MODEL NUMBER \$2,135 <div style="display: flex; align-items: center; gap: 10px;"> <div style="border: 1px solid black; padding: 2px;">PLS362020</div> + <div style="border: 1px solid black; padding: 2px;"> </div> + <div style="border: 1px solid black; padding: 2px;"> </div> + <div style="border: 1px solid black; padding: 2px;"> </div> </div> <p style="font-size: small; margin-top: 5px;"> <i>base model</i> <i>body finish code</i> <i>drawer finish code</i> </p> |
| | Dutoni Sinktop | Countertop Finish <input type="radio"/> GC Gray Chalk <input checked="" type="radio"/> HK Hazel Oak Sink Finish <input type="radio"/> MW Matte White Faucet Holes <input type="checkbox"/> 1 1-hole tap <input checked="" type="checkbox"/> 3 3-hole tap | BUILD YOUR SINKTOP MODEL NUMBER \$1,430 <div style="display: flex; align-items: center; gap: 10px;"> <div style="border: 1px solid black; padding: 2px;">PD3620</div> + <div style="border: 1px solid black; padding: 2px;"> </div> + <div style="border: 1px solid black; padding: 2px;"> </div> + <div style="border: 1px solid black; padding: 2px;">M</div> <div style="border: 1px solid black; padding: 2px;">W</div> + <div style="border: 1px solid black; padding: 2px;"> </div> </div> <p style="font-size: small; margin-top: 5px;"> <i>base model</i> <i>countertop finish code</i> <i>sink finish code</i> <i>number of faucet holes</i> </p> |
| | Vetta Legs <i>optional</i> | Legs Finish <input type="radio"/> White Matte <input checked="" type="radio"/> Matte Black <input type="radio"/> Satin Nickel <input checked="" type="radio"/> Satin Brass | PVLG-WM \$300 PVLG-MB \$300 PVLG-SN \$400 PVLG-SB \$400 |

Prices shown are per pair of legs

Slat

PSS2420NN + PC2420

23⁷/₈" W x 20¹/₄" D x 19⁵/₈" H

5 sizes available





 Made in Italy

Slat Vanity

- Wall-mounted bathroom vanity
- Vertical ribbed detailing
- Integrated metal trim
- Spacious single drawer with inset drawer
- Soft-close drawers

Contura Sinktop

- Mineral stone countertop
- Integrated sink
- Includes 3 overflow rings:
 - White
 - Chrome
 - Black

| Name | | Price | |
|--|----------------|--|---|
|  Slat Vanity | Body Finish | <input checked="" type="radio"/> N Walnut | BUILD YOUR VANITY MODEL NUMBER \$2,440 <div style="display: flex; justify-content: space-around; align-items: center; margin-top: 10px;"> <div style="border: 1px solid black; padding: 2px 5px;">PSS2420NN</div> + <div style="border: 1px solid black; width: 20px; height: 20px; display: flex; align-items: center; justify-content: center;"> </div> + <div style="border: 1px solid black; width: 20px; height: 20px; display: flex; align-items: center; justify-content: center;"> </div> + <div style="border: 1px solid black; width: 20px; height: 20px; display: flex; align-items: center; justify-content: center;"> </div> <div style="border: 1px solid black; width: 20px; height: 20px; display: flex; align-items: center; justify-content: center;"> </div> </div> <div style="display: flex; justify-content: space-around; font-size: 8px; margin-top: 5px;"> <i>base model</i> <i>body finish code</i> <i>drawer finish code</i> <i>trim finish code</i> </div> |
| | Drawer Finish | <input checked="" type="radio"/> N Walnut | |
| | Trim Finish | <input checked="" type="radio"/> MB Matte Black <input type="radio"/> MG Matte Gold | |
|  Contura Sinktop | Sinktop Finish | <input type="radio"/> GW Glossy White <input type="radio"/> MW Matte White | BUILD YOUR SINKTOP MODEL NUMBER \$690 <div style="display: flex; justify-content: space-around; align-items: center; margin-top: 10px;"> <div style="border: 1px solid black; padding: 2px 5px;">PC2420</div> + <div style="border: 1px solid black; width: 20px; height: 20px; display: flex; align-items: center; justify-content: center;"> </div> + <div style="border: 1px solid black; width: 20px; height: 20px; display: flex; align-items: center; justify-content: center;"> </div> </div> <div style="display: flex; justify-content: space-around; font-size: 8px; margin-top: 5px;"> <i>base model</i> <i>sinktop finish code</i> <i>number of faucet holes</i> </div> |
| | Faucet Holes | <input type="checkbox"/> 0 0-hole tap <input type="checkbox"/> 1 1-hole tap <input type="checkbox"/> 3 3-hole tap | |

Slat

PSS2820NN + PC2820

27³/₄" W x 20¹/₄" D x 19⁵/₈" H

5 sizes available



Made in Italy

Slat Vanity

- Wall-mounted bathroom vanity
- Vertical ribbed detailing
- Integrated metal trim
- Spacious single drawer with inset drawer
- Soft-close drawers

Contura Sinktop

- Mineral stone countertop
- Integrated sink
- Includes 3 overflow rings:
 - White
 - Chrome
 - Black

| Name | | | | Price |
|------|------------------------|----------------|--|---|
| | Slat Vanity | Body Finish | <input checked="" type="radio"/> N Walnut | BUILD YOUR VANITY MODEL NUMBER \$2,545 <div style="display: flex; justify-content: space-around; align-items: center;"> <div style="border: 1px solid black; padding: 2px;">PSS2820NN</div> + <div style="border: 1px solid black; width: 20px; height: 20px;"></div> + <div style="border: 1px solid black; width: 20px; height: 20px;"></div> + <div style="border: 1px solid black; width: 20px; height: 20px;"></div> <div style="border: 1px solid black; width: 20px; height: 20px;"></div> </div> <div style="display: flex; justify-content: space-around; font-size: small; margin-top: 5px;"> <i>base model</i> <i>body finish code</i> <i>drawer finish code</i> <i>trim finish code</i> </div> |
| | | Drawer Finish | <input checked="" type="radio"/> N Walnut | |
| | | Trim Finish | <input checked="" type="radio"/> MB Matte Black <input type="radio"/> MG Matte Gold | |
| | Contura Sinktop | Sinktop Finish | <input type="radio"/> GW Glossy White <input type="radio"/> MW Matte White | BUILD YOUR SINKTOP MODEL NUMBER \$800 <div style="display: flex; justify-content: space-around; align-items: center;"> <div style="border: 1px solid black; padding: 2px;">PC2820</div> + <div style="border: 1px solid black; width: 20px; height: 20px;"></div> + <div style="border: 1px solid black; width: 20px; height: 20px;"></div> </div> <div style="display: flex; justify-content: space-around; font-size: small; margin-top: 5px;"> <i>base model</i> <i>sinktop finish code</i> <i>number of faucet holes</i> </div> |
| | | Faucet Holes | <input type="checkbox"/> 0 0-hole tap <input type="checkbox"/> 1 1-hole tap <input type="checkbox"/> 3 3-hole tap | |
| | | | | |


Slat

PSS3420NN + PC3420

33⁵/₈" W x 20¹/₄" D x 19⁵/₈" H

5 sizes available





 Made in Italy

Slat Vanity

- Wall-mounted bathroom vanity
- Vertical ribbed detailing
- Integrated metal trim
- Spacious single drawer with inset drawer
- Soft-close drawers

Contura Sinktop

- Mineral stone countertop
- Integrated sink
- Includes 3 overflow rings:
 - White
 - Chrome
 - Black

| Name | | Price | |
|--|----------------|--|---|
|  Slat Vanity | Body Finish | <input checked="" type="radio"/> N Walnut | BUILD YOUR VANITY MODEL NUMBER \$2,760 <div style="display: flex; justify-content: space-around; align-items: center; margin-top: 10px;"> <div style="border: 1px solid black; padding: 2px 5px;">PSS3420NN</div> + <div style="border: 1px solid black; width: 20px; height: 20px; display: flex; align-items: center; justify-content: center;"> </div> + <div style="border: 1px solid black; width: 20px; height: 20px; display: flex; align-items: center; justify-content: center;"> </div> + <div style="border: 1px solid black; width: 20px; height: 20px; display: flex; align-items: center; justify-content: center;"> </div> <div style="border: 1px solid black; width: 20px; height: 20px; display: flex; align-items: center; justify-content: center;"> </div> </div> <div style="display: flex; justify-content: space-around; font-size: 8px; margin-top: 5px;"> <i>base model</i> <i>body finish code</i> <i>drawer finish code</i> <i>trim finish code</i> </div> |
| | Drawer Finish | <input checked="" type="radio"/> N Walnut | |
| | Trim Finish | <input checked="" type="radio"/> MB Matte Black <input type="radio"/> MG Matte Gold | |
|  Contura Sinktop | Sinktop Finish | <input type="radio"/> GW Glossy White <input type="radio"/> MW Matte White | BUILD YOUR SINKTOP MODEL NUMBER \$975 <div style="display: flex; justify-content: space-around; align-items: center; margin-top: 10px;"> <div style="border: 1px solid black; padding: 2px 5px;">PC3420</div> + <div style="border: 1px solid black; width: 20px; height: 20px; display: flex; align-items: center; justify-content: center;"> </div> + <div style="border: 1px solid black; width: 20px; height: 20px; display: flex; align-items: center; justify-content: center;"> </div> </div> <div style="display: flex; justify-content: space-around; font-size: 8px; margin-top: 5px;"> <i>base model</i> <i>sinktop finish code</i> <i>number of faucet holes</i> </div> |
| | Faucet Holes | <input type="checkbox"/> 0 0-hole tap <input type="checkbox"/> 1 1-hole tap <input type="checkbox"/> 3 3-hole tap | |

Slat

PSS3820NN + PC3820

37⁵/₈" W x 20¹/₄" D x 19⁵/₈" H

5 sizes available



Made in Italy

Slat Vanity

- Wall-mounted bathroom vanity
- Vertical ribbed detailing
- Integrated metal trim
- Spacious single drawer with inset drawer
- Soft-close drawers

Contura Sinktop

- Mineral stone countertop
- Integrated sink
- Includes 3 overflow rings:
 - White
 - Chrome
 - Black

| Name | | | | Price |
|------|------------------------|--|---|---|
| | Slat Vanity | Body Finish | <input checked="" type="radio"/> N Walnut | BUILD YOUR VANITY MODEL NUMBER \$2,860 <div style="display: flex; justify-content: space-around; align-items: center;"> <div style="border: 1px solid black; padding: 2px;">PSS3820NN</div> + <div style="border: 1px solid black; width: 20px; height: 20px; display: flex; align-items: center; justify-content: center;"> </div> + <div style="border: 1px solid black; width: 20px; height: 20px; display: flex; align-items: center; justify-content: center;"> </div> + <div style="border: 1px solid black; width: 20px; height: 20px; display: flex; align-items: center; justify-content: center;"> </div> <div style="border: 1px solid black; width: 20px; height: 20px; display: flex; align-items: center; justify-content: center;"> </div> </div> <div style="display: flex; justify-content: space-around; font-size: small; margin-top: 5px;"> <i>base model</i> <i>body finish code</i> <i>drawer finish code</i> <i>trim finish code</i> </div> |
| | Drawer Finish | <input checked="" type="radio"/> N Walnut | | |
| | Trim Finish | <input checked="" type="radio"/> MB Matte Black <input type="radio"/> MG Matte Gold | | |
| | Contura Sinktop | Sinktop Finish | <input type="radio"/> GW Glossy White <input type="radio"/> MW Matte White | BUILD YOUR SINKTOP MODEL NUMBER \$1,090 <div style="display: flex; justify-content: space-around; align-items: center;"> <div style="border: 1px solid black; padding: 2px;">PC3820</div> + <div style="border: 1px solid black; width: 20px; height: 20px; display: flex; align-items: center; justify-content: center;"> </div> + <div style="border: 1px solid black; width: 20px; height: 20px; display: flex; align-items: center; justify-content: center;"> </div> </div> <div style="display: flex; justify-content: space-around; font-size: small; margin-top: 5px;"> <i>base model</i> <i>sinktop finish code</i> <i>number of faucet holes</i> </div> |
| | Faucet Holes | <input type="checkbox"/> 0 0-hole tap <input type="checkbox"/> 1 1-hole tap <input type="checkbox"/> 3 3-hole tap | | |

Slat

PSS4820NN + PC4820

47½" W x 20¼" D x 19⅝" H

5 sizes available



Made in Italy

Slat Vanity

- Wall-mounted bathroom vanity
- Vertical ribbed detailing
- Integrated metal trim
- Spacious single drawer with inset drawer
- Soft-close drawers

Contura Sinktop

- Mineral stone countertop
- Integrated sink
- Includes 3 overflow rings:
 - White
 - Chrome
 - Black

| Name | | Price | |
|------------------------|----------------|--|---|
| Slat Vanity | Body Finish | <input checked="" type="radio"/> N Walnut | BUILD YOUR VANITY MODEL NUMBER \$3,605 <div style="display: flex; justify-content: space-around; align-items: center;"> <div style="border: 1px solid black; padding: 2px;">PSS4820NN</div> <div>+</div> <div style="border: 1px solid black; width: 20px; height: 20px;"></div> <div>+</div> <div style="border: 1px solid black; width: 20px; height: 20px;"></div> <div>+</div> <div style="border: 1px solid black; width: 20px; height: 20px;"></div> <div style="border: 1px solid black; width: 20px; height: 20px;"></div> </div> <div style="display: flex; justify-content: space-around; font-size: small; margin-top: 5px;"> base model body finish code drawer finish code trim finish code </div> |
| | Drawer Finish | <input checked="" type="radio"/> N Walnut | |
| | Trim Finish | <input checked="" type="radio"/> MB Matte Black <input type="radio"/> MG Matte Gold | |
| Contura Sinktop | Sinktop Finish | <input type="radio"/> GW Glossy White <input type="radio"/> MW Matte White | BUILD YOUR SINKTOP MODEL NUMBER \$1,380 <div style="display: flex; justify-content: space-around; align-items: center;"> <div style="border: 1px solid black; padding: 2px;">PC4820</div> <div>+</div> <div style="border: 1px solid black; width: 20px; height: 20px;"></div> <div>+</div> <div style="border: 1px solid black; width: 20px; height: 20px;"></div> </div> <div style="display: flex; justify-content: space-around; font-size: small; margin-top: 5px;"> base model sinktop finish code number of faucet holes </div> |
| | Faucet Holes | <input type="checkbox"/> 0 0-hole tap <input type="checkbox"/> 1 1-hole tap <input type="checkbox"/> 3 3-hole tap | |

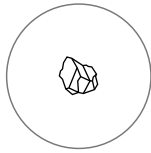
TUBS



TUBS
ECO-LAPISTONE™




Features of Eco-Lapistone™



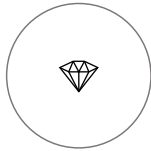
DURABLE

One solid piece of sculpted stone; scratches and abrasions are easily repairable



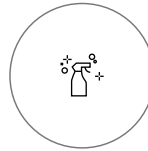
ECO-FRIENDLY

Made with plant-based material in place of fossil resins; production and delivery have a reduced carbon footprint




LUXURIOUS

Tub surface is hand-polished, creating a satiny sheen and velvety texture



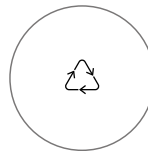
HYGIENIC

Non-porous composition is easy to clean and naturally resistant to stains, mold, and mildew



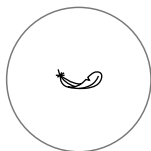
WARM

Superior heat-retention allows for longer soaks, without the hassle and waste of refilling the tub




SUSTAINABLE

Material is 100% recyclable and eco-friendly; high heat-retention properties help reduce water usage



LIGHT

Weighs 30% less than standard solid surface material, making handling and installation easier



TRUFLOW™

Innovative Truflow™ overflow drains the tub at a rate of over 8 gallons per minute for superior flood prevention

Alessandria

PLEALA6833

67 $\frac{7}{8}$ " L x 33 $\frac{1}{4}$ " W x 26 $\frac{1}{8}$ " H



| Name | Material | Tub Finish | Drain | Overflow | Tub | Price |
|-------------|----------------|-----------------------------------|---------------------------------------|------------|------------|---------|
| Alessandria | Eco-Lapystone™ | <input type="radio"/> White Satin | <input type="radio"/> Polished Chrome | Integrated | PLEALA6833 | \$6,405 |

 Made in Italy

Freestanding solid-surface Eco-Lapystone™ bathtub
Streamlined, high-profile one-piece design

| | |
|-------------------|--------------------|
| Slope of Backrest | 115° |
| Water Depth | 16 $\frac{1}{2}$ " |
| Capacity | 88G |
| Weight | 265lbs |
| Shipping Weight | 371lbs |

What is Eco-Lapystone™?

Eco-Lapystone™ is a velvety-smooth molded stone composite that is 100% recyclable and 30% lighter than standard solid surface material. Naturally antibacterial and stain-resistant, it retains heat longer for more relaxing soaks.



DURABLE



LIGHT



WARM



LUXURIOUS



ECO-FRIENDLY



HYGIENIC



SUSTAINABLE



TRUFLOW™

Genova

PLEGNV7032

69⁷/₈" L x 31¹/₂" W x 22¹/₄" H



| Name | Material | Tub Finish | Drain | Overflow | Tub | Price |
|--------|----------------|--|---------------------------------------|------------|---------------|---------|
| Genova | Eco-Lapystone™ | <input type="radio"/> White Satin | <input type="radio"/> Polished Chrome | Integrated | PLEGNV7032 | \$6,645 |
| | | <input checked="" type="radio"/> White Satin with Matte Black Exterior | <input type="radio"/> Polished Chrome | Integrated | PLEGNV7032-BK | \$8,280 |

 Made in Italy

Freestanding solid-surface Eco-Lapystone™ bathtub
Streamlined, high-profile one-piece design

| | |
|-------------------|----------------------------------|
| Slope of Backrest | 116° |
| Water Depth | 15 ⁷ / ₈ " |
| Capacity | 84G |
| Weight | 232lbs |
| Shipping Weight | 331lbs |

What is Eco-Lapystone™?

Eco-Lapystone™ is a velvety-smooth molded stone composite that is 100% recyclable and 30% lighter than standard solid surface material. Naturally antibacterial and stain-resistant, it retains heat longer for more relaxing soaks.



DURABLE



LIGHT



WARM



LUXURIOUS



ECO-FRIENDLY



HYGIENIC



SUSTAINABLE



TRUFLOW™

Mandia

PLEMDN6730

67" L x 30" W x 21⁵/₈" H



| Name | Material | Tub Finish | Drain | Overflow | Tub | Price |
|--------|----------------|-----------------------------------|---------------------------------------|------------|------------|---------|
| Mandia | Eco-Lapystone™ | <input type="radio"/> White Satin | <input type="radio"/> Polished Chrome | Integrated | PLEMDN6730 | \$6,405 |

 Made in Italy

Freestanding solid-surface Eco-Lapystone™ bathtub
Streamlined, high-profile one-piece design

| | |
|-------------------|----------------------------------|
| Slope of Backrest | 100° |
| Water Depth | 15 ³ / ₈ " |
| Capacity | 81G |
| Weight | 301lbs |
| Shipping Weight | 400lbs |

What is Eco-Lapystone™?

Eco-Lapystone™ is a velvety-smooth molded stone composite that is 100% recyclable and 30% lighter than standard solid surface material. Naturally antibacterial and stain-resistant, it retains heat longer for more relaxing soaks.



DURABLE



LIGHT



WARM



LUXURIOUS



ECO-FRIENDLY



HYGIENIC



SUSTAINABLE



TRUFLOW™

Padova

PLEPDV5926

59" L x 25⁵/₈" W x 21⁷/₈" H



| Name | Material | Tub Finish | Drain | Overflow | Tub | Price |
|--------|----------------|-----------------------------------|---------------------------------------|------------|------------|---------|
| Padova | Eco-Lapystone™ | <input type="radio"/> White Satin | <input type="radio"/> Polished Chrome | Integrated | PLEPDV5926 | \$5,800 |

 Made in Italy

Freestanding solid-surface Eco-Lapystone™ bathtub
Streamlined, high-profile one-piece design

| | |
|-------------------|----------------------------------|
| Slope of Backrest | 100° |
| Water Depth | 14 ³ / ₄ " |
| Capacity | 82G |
| Weight | 166lbs |
| Shipping Weight | 249lbs |

What is Eco-Lapystone™?

Eco-Lapystone™ is a velvety-smooth molded stone composite that is 100% recyclable and 30% lighter than standard solid surface material. Naturally antibacterial and stain-resistant, it retains heat longer for more relaxing soaks.



DURABLE



LIGHT



WARM



LUXURIOUS



ECO-FRIENDLY



HYGIENIC



SUSTAINABLE



TRUFLOW™

Ravenna

PLERAV6730

67" L x 29½" W x 21⅞" H



| Name | Material | Tub Finish | Drain | Overflow | Tub | Price |
|---------|----------------|--|---------------------------------------|------------|---------------|---------|
| Ravenna | Eco-Lapystone™ | <input type="radio"/> White Satin | <input type="radio"/> Polished Chrome | Integrated | PLERAV6730 | \$6,530 |
| | | <input checked="" type="radio"/> White Satin with Matte Black Exterior | <input type="radio"/> Polished Chrome | Integrated | PLERAV6730-BK | \$8,160 |

Made in Italy

Freestanding solid-surface Eco-Lapystone™ bathtub
Streamlined, high-profile one-piece design

| | |
|-------------------|--------|
| Slope of Backrest | 104° |
| Water Depth | 15½" |
| Capacity | 77G |
| Weight | 203lbs |
| Shipping Weight | 302lbs |

What is Eco-Lapystone™?

Eco-Lapystone™ is a velvety-smooth molded stone composite that is 100% recyclable and 30% lighter than standard solid surface material. Naturally antibacterial and stain-resistant, it retains heat longer for more relaxing soaks.



DURABLE



LIGHT



WARM



LUXURIOUS



ECO-FRIENDLY



HYGIENIC



SUSTAINABLE



TRUFLOW™

Treviso

PLETRV6328

63 1/8" L x 27 1/2" W x 22 7/8" H

2 other sizes available



| Name | Material | Tub Finish | Drain | Overflow | Tub | Price |
|---------|----------------|-----------------------------------|---------------------------------------|------------|------------|---------|
| Treviso | Eco-Lapystone™ | <input type="radio"/> White Satin | <input type="radio"/> Polished Chrome | Integrated | PLETRV6328 | \$4,835 |

Made in Italy

Freestanding solid-surface Eco-Lapystone™ bathtub
Streamlined, high-profile one-piece design

| | |
|-------------------|---------|
| Slope of Backrest | 110° |
| Water Depth | 14 1/4" |
| Capacity | 64G |
| Weight | 179lbs |
| Shipping Weight | 289lbs |

What is Eco-Lapystone™?

Eco-Lapystone™ is a velvety-smooth molded stone composite that is 100% recyclable and 30% lighter than standard solid surface material. Naturally antibacterial and stain-resistant, it retains heat longer for more relaxing soaks.



DURABLE



LIGHT



WARM



LUXURIOUS



ECO-FRIENDLY



HYGIENIC



SUSTAINABLE



TRUFLOW™

Treviso

PLETRV6730

67¹/₈" L x 29¹/₂" W x 22⁷/₈" H

2 other sizes available



| Name | Material | Tub Finish | Drain | Overflow | Tub | Price |
|---------|----------------|-----------------------------------|---------------------------------------|------------|------------|---------|
| Treviso | Eco-Lapystone™ | <input type="radio"/> White Satin | <input type="radio"/> Polished Chrome | Integrated | PLETRV6730 | \$5,920 |

 Made in Italy

Freestanding solid-surface Eco-Lapystone™ bathtub
Streamlined, high-profile one-piece design

- Slope of Backrest 112°
- Water Depth 14¹/₄"
- Capacity 71G
- Weight 280lbs
- Shipping Weight 361lbs

What is Eco-Lapystone™?

Eco-Lapystone™ is a velvety-smooth molded stone composite that is 100% recyclable and 30% lighter than standard solid surface material. Naturally antibacterial and stain-resistant, it retains heat longer for more relaxing soaks.



DURABLE



LIGHT



WARM



LUXURIOUS



ECO-FRIENDLY



HYGIENIC



SUSTAINABLE



TRUFLOW™

Treviso

PLETRV7132

71" L x 31½" W x 22⅞" H

2 other sizes available



| Name | Material | Tub Finish | Drain | Overflow | Tub | Price |
|---------|----------------|-----------------------------------|---------------------------------------|------------|------------|---------|
| Treviso | Eco-Lapystone™ | <input type="radio"/> White Satin | <input type="radio"/> Polished Chrome | Integrated | PLETRV7132 | \$6,525 |

 Made in Italy

Freestanding solid-surface Eco-Lapystone™ bathtub
Streamlined, high-profile one-piece design

| | |
|-------------------|--------|
| Slope of Backrest | 112° |
| Water Depth | 14¼" |
| Capacity | 83G |
| Weight | 313lbs |
| Shipping Weight | 414lbs |

What is Eco-Lapystone™?

Eco-Lapystone™ is a velvety-smooth molded stone composite that is 100% recyclable and 30% lighter than standard solid surface material. Naturally antibacterial and stain-resistant, it retains heat longer for more relaxing soaks.



DURABLE



LIGHT



WARM



LUXURIOUS



ECO-FRIENDLY



HYGIENIC



SUSTAINABLE



TRUFLOW™

Vittoria

PLEVRN5930

59" L x 29⁷/₈" W x 23⁵/₈" H

1 other size available



| Name | Material | Tub Finish | Drain | Overflow | Tub | Price |
|----------|----------------|--|---------------------------------------|------------|---------------|---------|
| Vittoria | Eco-Lapystone™ | <input type="radio"/> White Satin | <input type="radio"/> Polished Chrome | Integrated | PLEVRN5930 | \$5,800 |
| | | <input checked="" type="radio"/> White Satin with Midnight Blue Matte Exterior | <input type="radio"/> Polished Chrome | Integrated | PLEVRN5930-BL | \$7,430 |

Made in Italy

Freestanding solid-surface Eco-Lapystone™ bathtub
Streamlined, high-profile one-piece design

| | |
|-------------------|----------------------------------|
| Slope of Backrest | 111° |
| Water Depth | 15 ⁷ / ₈ " |
| Capacity | 69G |
| Weight | 212lbs |
| Shipping Weight | 309lbs |

What is Eco-Lapystone™?

Eco-Lapystone™ is a velvety-smooth molded stone composite that is 100% recyclable and 30% lighter than standard solid surface material. Naturally antibacterial and stain-resistant, it retains heat longer for more relaxing soaks.



DURABLE



LIGHT



WARM



LUXURIOUS



ECO-FRIENDLY



HYGIENIC



SUSTAINABLE



TRUFLOW™

Vittoria

PLEVRN6531

65" L x 30⁷/₈" W x 24" H

1 other size available



| Name | Material | Tub Finish | Drain | Overflow | Tub | Price |
|----------|----------------|--|---------------------------------------|------------|---------------|---------|
| Vittoria | Eco-Lapystone™ | <input type="radio"/> White Satin | <input type="radio"/> Polished Chrome | Integrated | PLEVRN6531 | \$6,045 |
| | | <input checked="" type="radio"/> White Satin with Midnight Blue Matte Exterior | <input type="radio"/> Polished Chrome | Integrated | PLEVRN6531-BL | \$7,675 |

Made in Italy

Freestanding solid-surface Eco-Lapystone™ bathtub
Streamlined, high-profile one-piece design

| | |
|-------------------|----------------------------------|
| Slope of Backrest | 102° |
| Water Depth | 15 ⁷ / ₈ " |
| Capacity | 82G |
| Weight | 227lbs |
| Shipping Weight | 324lbs |

What is Eco-Lapystone™?

Eco-Lapystone™ is a velvety-smooth molded stone composite that is 100% recyclable and 30% lighter than standard solid surface material. Naturally antibacterial and stain-resistant, it retains heat longer for more relaxing soaks.



DURABLE



LIGHT



WARM



LUXURIOUS



ECO-FRIENDLY



HYGIENIC



SUSTAINABLE



TRUFLOW™

TUBS
AKOYA™



Almeria

PTXALM5930

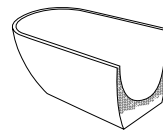
59" L x 29½" W x 23" H

1 other size available



| Name | Material | Tub Finish | Drain Finish | Overflow | Tub | Price |
|---------|------------------------------|-----------------------------------|------------------------------------|------------|-----------------|---------|
| Almeria | Acrylic | <input type="radio"/> White Gloss | <input type="radio"/> Glossy White | Integrated | PTXALM5930-GW | \$2,625 |
| | Acrylic with Foam Insulation | <input type="radio"/> White Gloss | <input type="radio"/> Glossy White | Integrated | PTXALM5930-F-GW | \$3,105 |

Requires back to wall installation
Can accommodate deck mounted faucet



Why choose foam insulation?

- Foam gives an added layer of solidity to the tub
- It reduces the noise level when filling
- It keeps the water warm longer

| | |
|-------------------|-------|
| Slope of Backrest | 120° |
| Water Depth | 14¾" |
| Capacity | 57G |
| Weight | 84lbs |
| Shipping Weight | 99lbs |

Almeria

PTXALM6530

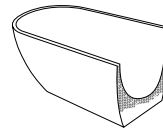
65" L x 29½" W x 23" H

1 other size available



| Name | Material | Tub Finish | Drain Finish | Overflow | Tub | Price |
|---------|------------------------------|-----------------------------------|------------------------------------|------------|-----------------|---------|
| Almeria | Acrylic | <input type="radio"/> White Gloss | <input type="radio"/> Glossy White | Integrated | PTXALM6530-GW | \$2,740 |
| | Acrylic with Foam Insulation | <input type="radio"/> White Gloss | <input type="radio"/> Glossy White | Integrated | PTXALM6530-F-GW | \$3,220 |

Requires back to wall installation
Can accommodate deck mounted faucet



Why choose foam insulation?

- Foam gives an added layer of solidity to the tub
- It reduces the noise level when filling
- It keeps the water warm longer

| | |
|-------------------|--------|
| Slope of Backrest | 120° |
| Water Depth | 14¾" |
| Capacity | 67G |
| Weight | 93lbs |
| Shipping Weight | 108lbs |

Andorra

PTXAND5928

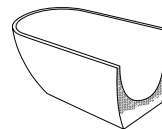
59" L x 27½" W x 23⅝" H

2 other sizes available



| Name | Material | Tub Finish | Drain Finish | Overflow | Tub | Price |
|---------|------------------------------|-----------------------------------|------------------------------------|------------|-----------------|---------|
| Andorra | Acrylic | <input type="radio"/> White Gloss | <input type="radio"/> Glossy White | Integrated | PTXAND5928-GW | \$2,395 |
| | Acrylic with Foam Insulation | <input type="radio"/> White Gloss | <input type="radio"/> Glossy White | Integrated | PTXAND5928-F-GW | \$2,875 |

| | |
|-------------------|-------|
| Slope of Backrest | 109° |
| Water Depth | 15⅝" |
| Capacity | 60G |
| Weight | 82lbs |
| Shipping Weight | 97lbs |



Why choose foam insulation?

- Foam gives an added layer of solidity to the tub
- It reduces the noise level when filling
- It keeps the water warm longer

Andorra

PTXAND6730

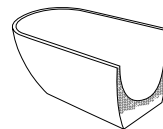
66⁷/₈" L x 29¹/₂" W x 23⁵/₈" H

2 other sizes available



| Name | Material | Tub Finish | Drain Finish | Overflow | Tub | Price |
|---------|------------------------------|-----------------------------------|------------------------------------|------------|-----------------|---------|
| Andorra | Acrylic | <input type="radio"/> White Gloss | <input type="radio"/> Glossy White | Integrated | PTXAND6730-GW | \$2,510 |
| | Acrylic with Foam Insulation | <input type="radio"/> White Gloss | <input type="radio"/> Glossy White | Integrated | PTXAND6730-F-GW | \$2,990 |

| | |
|-------------------|----------------------------------|
| Slope of Backrest | 109° |
| Water Depth | 15 ⁵ / ₈ " |
| Capacity | 71G |
| Weight | 86lbs |
| Shipping Weight | 104lbs |



Why choose foam insulation?

- Foam gives an added layer of solidity to the tub
- It reduces the noise level when filling
- It keeps the water warm longer

Andorra

PTXAND7132

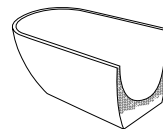
70⁷/₈" L x 31¹/₂" W x 23⁵/₈" H

2 other sizes available



| Name | Material | Tub Finish | Drain Finish | Overflow | Tub | Price |
|---------|------------------------------|-----------------------------------|------------------------------------|------------|-----------------|---------|
| Andorra | Acrylic | <input type="radio"/> White Gloss | <input type="radio"/> Glossy White | Integrated | PTXAND7132-GW | \$2,685 |
| | Acrylic with Foam Insulation | <input type="radio"/> White Gloss | <input type="radio"/> Glossy White | Integrated | PTXAND7132-F-GW | \$3,165 |

| | |
|-------------------|----------------------------------|
| Slope of Backrest | 109° |
| Water Depth | 15 ⁵ / ₈ " |
| Capacity | 78G |
| Weight | 104lbs |
| Shipping Weight | 121lbs |



Why choose foam insulation?

- Foam gives an added layer of solidity to the tub
- It reduces the noise level when filling
- It keeps the water warm longer

Biella

PTXBLA5932

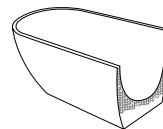
59" L x 31½" W x 23" H

1 other size available



| Name | Material | Tub Finish | Drain Finish | Overflow | Tub | Price |
|--------|------------------------------|-----------------------------------|------------------------------------|------------|-----------------|---------|
| Biella | Acrylic | <input type="radio"/> White Gloss | <input type="radio"/> Glossy White | Integrated | PTXBLA5932-GW | \$2,510 |
| | Acrylic with Foam Insulation | <input type="radio"/> White Gloss | <input type="radio"/> Glossy White | Integrated | PTXBLA5932-F-GW | \$2,990 |

| | |
|-------------------|-------|
| Slope of Backrest | 118° |
| Water Depth | 14¾" |
| Capacity | 55G |
| Weight | 82lbs |
| Shipping Weight | 97lbs |



Why choose foam insulation?

- Foam gives an added layer of solidity to the tub
- It reduces the noise level when filling
- It keeps the water warm longer

Biella

PTXBLA6732

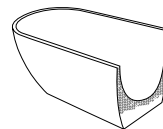
66⁷/₈" L x 32¹/₄" W x 23" H

1 other size available



| Name | Material | Tub Finish | Drain Finish | Overflow | Tub | Price |
|--------|------------------------------|-----------------------------------|------------------------------------|------------|-----------------|---------|
| Biella | Acrylic | <input type="radio"/> White Gloss | <input type="radio"/> Glossy White | Integrated | PTXBLA6732-GW | \$2,625 |
| | Acrylic with Foam Insulation | <input type="radio"/> White Gloss | <input type="radio"/> Glossy White | Integrated | PTXBLA6732-F-GW | \$3,105 |

| | |
|-------------------|----------------------------------|
| Slope of Backrest | 118° |
| Water Depth | 14 ³ / ₄ " |
| Capacity | 71G |
| Weight | 86lbs |
| Shipping Weight | 104lbs |



Why choose foam insulation?

- Foam gives an added layer of solidity to the tub
- It reduces the noise level when filling
- It keeps the water warm longer

Bilbao

PTXBLB5930

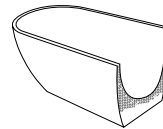
59" L x 29½" W x 24¼" H

2 other sizes available



| Name | Material | Tub Finish | Drain Finish | Overflow | Tub | Price |
|--------|------------------------------|-----------------------------------|------------------------------------|------------|-----------------|---------|
| Bilbao | Acrylic | <input type="radio"/> White Gloss | <input type="radio"/> Glossy White | Integrated | PTXBLB5930-GW | \$2,510 |
| | Acrylic with Foam Insulation | <input type="radio"/> White Gloss | <input type="radio"/> Glossy White | Integrated | PTXBLB5930-F-GW | \$2,990 |

| | |
|-------------------|--------|
| Slope of Backrest | 115° |
| Water Depth | 16" |
| Capacity | 66G |
| Weight | 86lbs |
| Shipping Weight | 101lbs |



Why choose foam insulation?

- Foam gives an added layer of solidity to the tub
- It reduces the noise level when filling
- It keeps the water warm longer

Bilbao

PTXBLB6732

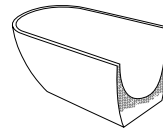
66⁷/₈" L x 31¹/₂" W x 24¹/₄" H

2 other sizes available



| Name | Material | Tub Finish | Drain Finish | Overflow | Tub | Price |
|--------|------------------------------|-----------------------------------|------------------------------------|------------|-----------------|---------|
| Bilbao | Acrylic | <input type="radio"/> White Gloss | <input type="radio"/> Glossy White | Integrated | PTXBLB6732-GW | \$2,625 |
| | Acrylic with Foam Insulation | <input type="radio"/> White Gloss | <input type="radio"/> Glossy White | Integrated | PTXBLB6732-F-GW | \$3,105 |

| | |
|-------------------|--------|
| Slope of Backrest | 115° |
| Water Depth | 16" |
| Capacity | 81G |
| Weight | 90lbs |
| Shipping Weight | 106lbs |



Why choose foam insulation?

- Foam gives an added layer of solidity to the tub
- It reduces the noise level when filling
- It keeps the water warm longer

Bilbao

PTXBLB7134

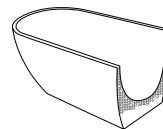
70⁷/₈" L x 33¹/₂" W x 24¹/₄" H

2 other sizes available



| Name | Material | Tub Finish | Drain Finish | Overflow | Tub | Price |
|--------|------------------------------|-----------------------------------|------------------------------------|------------|-----------------|---------|
| Bilbao | Acrylic | <input type="radio"/> White Gloss | <input type="radio"/> Glossy White | Integrated | PTXBLB7134-GW | \$2,855 |
| | Acrylic with Foam Insulation | <input type="radio"/> White Gloss | <input type="radio"/> Glossy White | Integrated | PTXBLB7134-F-GW | \$3,335 |

| | |
|-------------------|--------|
| Slope of Backrest | 115° |
| Water Depth | 16" |
| Capacity | 92G |
| Weight | 97lbs |
| Shipping Weight | 112lbs |



Why choose foam insulation?

- Foam gives an added layer of solidity to the tub
- It reduces the noise level when filling
- It keeps the water warm longer

Catalonia

PTXCTL5930

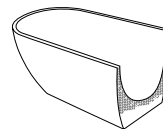
59" L x 29½" W x 23" H

1 other size available



| Name | Material | Tub Finish | Drain Finish | Overflow | Tub | Price |
|-----------|------------------------------|-----------------------------------|------------------------------------|------------|-----------------|---------|
| Catalonia | Acrylic | <input type="radio"/> White Gloss | <input type="radio"/> Glossy White | Integrated | PTXCTL5930-GW | \$2,510 |
| | Acrylic with Foam Insulation | <input type="radio"/> White Gloss | <input type="radio"/> Glossy White | Integrated | PTXCTL5930-F-GW | \$2,990 |

| | |
|-------------------|-------|
| Slope of Backrest | 105° |
| Water Depth | 14¾" |
| Capacity | 60G |
| Weight | 77lbs |
| Shipping Weight | 93lbs |



Why choose foam insulation?

- Foam gives an added layer of solidity to the tub
- It reduces the noise level when filling
- It keeps the water warm longer

Catalonia

PTXCTL6732

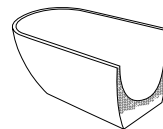
66⁷/₈" L x 31¹/₂" W x 23" H

1 other size available



| Name | Material | Tub Finish | Drain Finish | Overflow | Tub | Price |
|-----------|------------------------------|-----------------------------------|------------------------------------|------------|-----------------|---------|
| Catalonia | Acrylic | <input type="radio"/> White Gloss | <input type="radio"/> Glossy White | Integrated | PTXCTL6732-GW | \$2,625 |
| | Acrylic with Foam Insulation | <input type="radio"/> White Gloss | <input type="radio"/> Glossy White | Integrated | PTXCTL6732-F-GW | \$3,105 |

| | |
|-------------------|----------------------------------|
| Slope of Backrest | 105° |
| Water Depth | 14 ³ / ₄ " |
| Capacity | 79G |
| Weight | 82lbs |
| Shipping Weight | 97lbs |



Why choose foam insulation?

- Foam gives an added layer of solidity to the tub
- It reduces the noise level when filling
- It keeps the water warm longer

Delphi

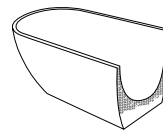
PTXDEL6734

66⁷/₈" L x 33¹/₂" W x 28⁵/₈" H



| Name | Material | Tub Finish | Drain Finish | Overflow | Tub | Price |
|--------|------------------------------|-----------------------------------|------------------------------------|------------|-----------------|---------|
| Delphi | Acrylic | <input type="radio"/> White Gloss | <input type="radio"/> Glossy White | Integrated | PTXDEL6734-GW | \$2,805 |
| | Acrylic with Foam Insulation | <input type="radio"/> White Gloss | <input type="radio"/> Glossy White | Integrated | PTXDEL6734-F-GW | \$3,285 |

| | |
|-------------------|----------------------------------|
| Slope of Backrest | 117° |
| Water Depth | 14 ³ / ₄ " |
| Capacity | 74G |
| Weight | 101lbs |
| Shipping Weight | 119lbs |



Why choose foam insulation?

- Foam gives an added layer of solidity to the tub
- It reduces the noise level when filling
- It keeps the water warm longer

Lucca

PTXLUC5930

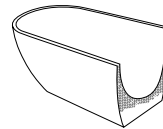
59" L x 29½" W x 23" H

2 other sizes available



| Name | Material | Tub Finish | Drain Finish | Overflow | Tub | Price |
|-------|------------------------------|-----------------------------------|------------------------------------|------------|-----------------|---------|
| Lucca | Acrylic | <input type="radio"/> White Gloss | <input type="radio"/> Glossy White | Integrated | PTXLUC5930-GW | \$2,435 |
| | Acrylic with Foam Insulation | <input type="radio"/> White Gloss | <input type="radio"/> Glossy White | Integrated | PTXLUC5930-F-GW | \$2,915 |

| | |
|-------------------|-------|
| Slope of Backrest | 115° |
| Water Depth | 14¾" |
| Capacity | 59G |
| Weight | 82lbs |
| Shipping Weight | 97lbs |



Why choose foam insulation?

- Foam gives an added layer of solidity to the tub
- It reduces the noise level when filling
- It keeps the water warm longer

Lucca

PTXLUC6332

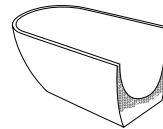
63" L x 31½" W x 23" H

2 other sizes available



| Name | Material | Tub Finish | Drain Finish | Overflow | Tub | Price |
|-------|------------------------------|-----------------------------------|------------------------------------|------------|-----------------|---------|
| Lucca | Acrylic | <input type="radio"/> White Gloss | <input type="radio"/> Glossy White | Integrated | PTXLUC6332-GW | \$2,550 |
| | Acrylic with Foam Insulation | <input type="radio"/> White Gloss | <input type="radio"/> Glossy White | Integrated | PTXLUC6332-F-GW | \$3,030 |

| | |
|-------------------|-------|
| Slope of Backrest | 115° |
| Water Depth | 14¾" |
| Capacity | 67G |
| Weight | 84lbs |
| Shipping Weight | 99lbs |



Why choose foam insulation?

- Foam gives an added layer of solidity to the tub
- It reduces the noise level when filling
- It keeps the water warm longer

Lucca

PTXLUC6732

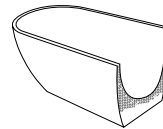
66⁷/₈" L x 31¹/₂" W x 23" H

2 other sizes available



| Name | Material | Tub Finish | Drain Finish | Overflow | Tub | Price |
|-------|------------------------------|-----------------------------------|------------------------------------|------------|-----------------|---------|
| Lucca | Acrylic | <input type="radio"/> White Gloss | <input type="radio"/> Glossy White | Integrated | PTXLUC6732-GW | \$2,660 |
| | Acrylic with Foam Insulation | <input type="radio"/> White Gloss | <input type="radio"/> Glossy White | Integrated | PTXLUC6732-F-GW | \$3,140 |

| | |
|-------------------|----------------------------------|
| Slope of Backrest | 115° |
| Water Depth | 14 ³ / ₄ " |
| Capacity | 71G |
| Weight | 88lbs |
| Shipping Weight | 106lbs |



Why choose foam insulation?

- Foam gives an added layer of solidity to the tub
- It reduces the noise level when filling
- It keeps the water warm longer

Palencia

PTXPLN5930

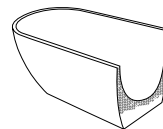
59" L x 29½" W x 23" H

1 other size available



| Name | Material | Tub Finish | Drain Finish | Overflow | Tub | Price |
|----------|------------------------------|-----------------------------------|------------------------------------|------------|-----------------|---------|
| Palencia | Acrylic | <input type="radio"/> White Gloss | <input type="radio"/> Glossy White | Integrated | PTXPLN5930-GW | \$2,570 |
| | Acrylic with Foam Insulation | <input type="radio"/> White Gloss | <input type="radio"/> Glossy White | Integrated | PTXPLN5930-F-GW | \$3,050 |

Requires back to wall installation
 Can accommodate deck mounted faucet



Why choose foam insulation?

- Foam gives an added layer of solidity to the tub
- It reduces the noise level when filling
- It keeps the water warm longer

| | |
|-------------------|--------|
| Slope of Backrest | 120° |
| Water Depth | 14¾" |
| Capacity | 57G |
| Weight | 95lbs |
| Shipping Weight | 110lbs |

Palencia

PTXPLN6732

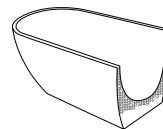
66⁷/₈" L x 31¹/₂" W x 23" H

1 other size available



| Name | Material | Tub Finish | Drain Finish | Overflow | Tub | Price |
|----------|------------------------------|-----------------------------------|------------------------------------|------------|-----------------|---------|
| Palencia | Acrylic | <input type="radio"/> White Gloss | <input type="radio"/> Glossy White | Integrated | PTXPLN6732-GW | \$2,685 |
| | Acrylic with Foam Insulation | <input type="radio"/> White Gloss | <input type="radio"/> Glossy White | Integrated | PTXPLN6732-F-GW | \$3,165 |

Requires back to wall installation
 Can accommodate deck mounted faucet



Why choose foam insulation?

- Foam gives an added layer of solidity to the tub
- It reduces the noise level when filling
- It keeps the water warm longer

| | |
|-------------------|----------------------------------|
| Slope of Backrest | 120° |
| Water Depth | 14 ³ / ₄ " |
| Capacity | 66G |
| Weight | 99lbs |
| Shipping Weight | 115lbs |

Roma

PTXRMA6228

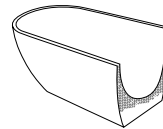
62¼" L x 28¾" W x 25¼" H

1 other size available



| Name | Material | Tub Finish | Drain Finish | Overflow | Tub | Price |
|------|------------------------------|-----------------------------------|------------------------------------|------------|-----------------|---------|
| Roma | Acrylic | <input type="radio"/> White Gloss | <input type="radio"/> Glossy White | Integrated | PTXRMA6228-GW | \$2,685 |
| | Acrylic with Foam Insulation | <input type="radio"/> White Gloss | <input type="radio"/> Glossy White | Integrated | PTXRMA6228-F-GW | \$3,165 |

| | |
|-------------------|--------|
| Slope of Backrest | 129° |
| Water Depth | 13¼" |
| Capacity | 48G |
| Weight | 93lbs |
| Shipping Weight | 112lbs |



Why choose foam insulation?

- Foam gives an added layer of solidity to the tub
- It reduces the noise level when filling
- It keeps the water warm longer

Roma

PTXRMA6728

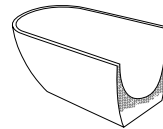
66 $\frac{7}{8}$ " L x 28 $\frac{3}{8}$ " W x 26" H

1 other size available



| Name | Material | Tub Finish | Drain Finish | Overflow | Tub | Price |
|------|------------------------------|-----------------------------------|------------------------------------|------------|-----------------|---------|
| Roma | Acrylic | <input type="radio"/> White Gloss | <input type="radio"/> Glossy White | Integrated | PTXRMA6728-GW | \$2,795 |
| | Acrylic with Foam Insulation | <input type="radio"/> White Gloss | <input type="radio"/> Glossy White | Integrated | PTXRMA6728-F-GW | \$3,275 |

| | |
|-------------------|--------------------|
| Slope of Backrest | 129° |
| Water Depth | 14 $\frac{1}{8}$ " |
| Capacity | 57G |
| Weight | 104lbs |
| Shipping Weight | 124lbs |



Why choose foam insulation?

- Foam gives an added layer of solidity to the tub
- It reduces the noise level when filling
- It keeps the water warm longer

Sona

PTXSNA5929

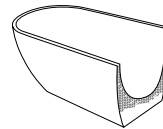
59" L x 29 $\frac{1}{8}$ " W x 23 $\frac{5}{8}$ " H

1 other size available



| Name | Material | Tub Finish | Drain Finish | Overflow | Tub | Price |
|------|------------------------------|-----------------------------------|------------------------------------|------------|-----------------|---------|
| Sona | Acrylic | <input type="radio"/> White Gloss | <input type="radio"/> Glossy White | Integrated | PTXSNA5929-GW | \$2,685 |
| | Acrylic with Foam Insulation | <input type="radio"/> White Gloss | <input type="radio"/> Glossy White | Integrated | PTXSNA5929-F-GW | \$3,165 |

| | |
|-------------------|--------------------|
| Slope of Backrest | 112° |
| Water Depth | 18 $\frac{1}{8}$ " |
| Capacity | 61G |
| Weight | 86lbs |
| Shipping Weight | 106lbs |



Why choose foam insulation?

- Foam gives an added layer of solidity to the tub
- It reduces the noise level when filling
- It keeps the water warm longer

Sona

PTXSNA6732

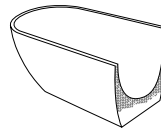
66 $\frac{7}{8}$ " L x 31 $\frac{3}{4}$ " W x 23 $\frac{5}{8}$ " H

1 other size available



| Name | Material | Tub Finish | Drain Finish | Overflow | Tub | Price |
|------|------------------------------|-----------------------------------|------------------------------------|------------|-----------------|---------|
| Sona | Acrylic | <input type="radio"/> White Gloss | <input type="radio"/> Glossy White | Integrated | PTXSNA6732-GW | \$2,855 |
| | Acrylic with Foam Insulation | <input type="radio"/> White Gloss | <input type="radio"/> Glossy White | Integrated | PTXSNA6732-F-GW | \$3,335 |

| | |
|-------------------|--------------------|
| Slope of Backrest | 112° |
| Water Depth | 18 $\frac{1}{8}$ " |
| Capacity | 75G |
| Weight | 101lbs |
| Shipping Weight | 121lbs |



Why choose foam insulation?

- Foam gives an added layer of solidity to the tub
- It reduces the noise level when filling
- It keeps the water warm longer

Spessa

PTXSPE5930

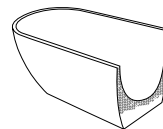
59" L x 29½" W x 23" H

2 other sizes available



| Name | Material | Tub Finish | Drain Finish | Overflow | Tub | Price |
|--------|------------------------------|-----------------------------------|------------------------------------|------------|-----------------|---------|
| Spessa | Acrylic | <input type="radio"/> White Gloss | <input type="radio"/> Glossy White | Integrated | PTXSPE5930-GW | \$2,510 |
| | Acrylic with Foam Insulation | <input type="radio"/> White Gloss | <input type="radio"/> Glossy White | Integrated | PTXSPE5930-F-GW | \$2,990 |

| | |
|-------------------|-------|
| Slope of Backrest | 115° |
| Water Depth | 14¾" |
| Capacity | 59G |
| Weight | 82lbs |
| Shipping Weight | 97lbs |



Why choose foam insulation?

- Foam gives an added layer of solidity to the tub
- It reduces the noise level when filling
- It keeps the water warm longer

Spessa

PTXSPE6332

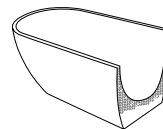
63" L x 31½" W x 23" H

2 other sizes available



| Name | Material | Tub Finish | Drain Finish | Overflow | Tub | Price |
|--------|------------------------------|-----------------------------------|------------------------------------|------------|-----------------|---------|
| Spessa | Acrylic | <input type="radio"/> White Gloss | <input type="radio"/> Glossy White | Integrated | PTXSPE6332-GW | \$2,605 |
| | Acrylic with Foam Insulation | <input type="radio"/> White Gloss | <input type="radio"/> Glossy White | Integrated | PTXSPE6332-F-GW | \$3,085 |

| | |
|-------------------|-------|
| Slope of Backrest | 115° |
| Water Depth | 14¾" |
| Capacity | 67G |
| Weight | 84lbs |
| Shipping Weight | 99lbs |



Why choose foam insulation?

- Foam gives an added layer of solidity to the tub
- It reduces the noise level when filling
- It keeps the water warm longer

Spessa

PTXSPE6732

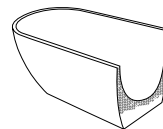
66⁷/₈" L x 31¹/₂" W x 23" H

2 other sizes available



| Name | Material | Tub Finish | Drain Finish | Overflow | Tub | Price |
|--------|------------------------------|-----------------------------------|------------------------------------|------------|-----------------|---------|
| Spessa | Acrylic | <input type="radio"/> White Gloss | <input type="radio"/> Glossy White | Integrated | PTXSPE6732-GW | \$2,685 |
| | Acrylic with Foam Insulation | <input type="radio"/> White Gloss | <input type="radio"/> Glossy White | Integrated | PTXSPE6732-F-GW | \$3,165 |

| | |
|-------------------|----------------------------------|
| Slope of Backrest | 115° |
| Water Depth | 14 ³ / ₄ " |
| Capacity | 71G |
| Weight | 88lbs |
| Shipping Weight | 106lbs |



Why choose foam insulation?

- Foam gives an added layer of solidity to the tub
- It reduces the noise level when filling
- It keeps the water warm longer

Venezia

PTXVNZ5928

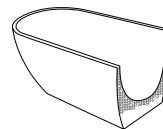
59" L x 27½" W x 23⅝" H

2 other sizes available



| Name | Material | Tub Finish | Drain Finish | Overflow | Tub | Price |
|---------|------------------------------|-----------------------------------|------------------------------------|------------|-----------------|---------|
| Venezia | Acrylic | <input type="radio"/> White Gloss | <input type="radio"/> Glossy White | Integrated | PTXVNZ5928-GW | \$2,395 |
| | Acrylic with Foam Insulation | <input type="radio"/> White Gloss | <input type="radio"/> Glossy White | Integrated | PTXVNZ5928-F-GW | \$2,875 |

| | |
|-------------------|-------|
| Slope of Backrest | 109° |
| Water Depth | 15⅝" |
| Capacity | 60G |
| Weight | 82lbs |
| Shipping Weight | 97lbs |



Why choose foam insulation?

- Foam gives an added layer of solidity to the tub
- It reduces the noise level when filling
- It keeps the water warm longer

Venezia

PTXVNZ6730

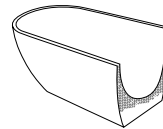
66⁷/₈" L x 29¹/₂" W x 23⁵/₈" H

2 other sizes available



| Name | Material | Tub Finish | Drain Finish | Overflow | Tub | Price |
|---------|------------------------------|-----------------------------------|------------------------------------|------------|-----------------|---------|
| Venezia | Acrylic | <input type="radio"/> White Gloss | <input type="radio"/> Glossy White | Integrated | PTXVNZ6730-GW | \$2,510 |
| | Acrylic with Foam Insulation | <input type="radio"/> White Gloss | <input type="radio"/> Glossy White | Integrated | PTXVNZ6730-F-GW | \$2,990 |

| | |
|-------------------|----------------------------------|
| Slope of Backrest | 109° |
| Water Depth | 15 ⁵ / ₈ " |
| Capacity | 71G |
| Weight | 86lbs |
| Shipping Weight | 104lbs |



Why choose foam insulation?

- Foam gives an added layer of solidity to the tub
- It reduces the noise level when filling
- It keeps the water warm longer

Venezia

PTXVNZ7132

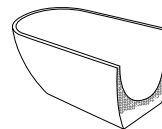
70⁷/₈" L x 31¹/₂" W x 23⁵/₈" H

2 other sizes available



| Name | Material | Tub Finish | Drain Finish | Overflow | Tub | Price |
|---------|------------------------------|-----------------------------------|------------------------------------|------------|-----------------|---------|
| Venezia | Acrylic | <input type="radio"/> White Gloss | <input type="radio"/> Glossy White | Integrated | PTXVNZ7132-GW | \$2,685 |
| | Acrylic with Foam Insulation | <input type="radio"/> White Gloss | <input type="radio"/> Glossy White | Integrated | PTXVNZ7132-F-GW | \$3,165 |

| | |
|-------------------|----------------------------------|
| Slope of Backrest | 109° |
| Water Depth | 15 ⁵ / ₈ " |
| Capacity | 78G |
| Weight | 104lbs |
| Shipping Weight | 121lbs |



Why choose foam insulation?

- Foam gives an added layer of solidity to the tub
- It reduces the noise level when filling
- It keeps the water warm longer

Volos

PTXVLS6532

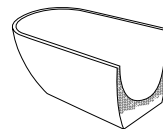
65" L x 31½" W x 25¼" H

1 other size available



| Name | Material | Tub Finish | Drain Finish | Overflow | Tub | Price |
|-------|------------------------------|-----------------------------------|------------------------------------|------------|-----------------|---------|
| Volos | Acrylic | <input type="radio"/> White Gloss | <input type="radio"/> Glossy White | Integrated | PTXVLS6532-GW | \$2,440 |
| | Acrylic with Foam Insulation | <input type="radio"/> White Gloss | <input type="radio"/> Glossy White | Integrated | PTXVLS6532-F-GW | \$2,920 |

| | |
|-------------------|--------|
| Slope of Backrest | 119° |
| Water Depth | 14" |
| Capacity | 63G |
| Weight | 99lbs |
| Shipping Weight | 117lbs |



Why choose foam insulation?

- Foam gives an added layer of solidity to the tub
- It reduces the noise level when filling
- It keeps the water warm longer

Volos

PTXVLS7134

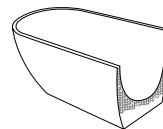
70⁷/₈" L x 33¹/₂" W x 26" H

1 other size available



| Name | Material | Tub Finish | Drain Finish | Overflow | Tub | Price |
|-------|------------------------------|-----------------------------------|------------------------------------|------------|-----------------|---------|
| Volos | Acrylic | <input type="radio"/> White Gloss | <input type="radio"/> Glossy White | Integrated | PTXVLS7134-GW | \$2,595 |
| | Acrylic with Foam Insulation | <input type="radio"/> White Gloss | <input type="radio"/> Glossy White | Integrated | PTXVLS7134-F-GW | \$3,075 |

| | |
|-------------------|----------------------------------|
| Slope of Backrest | 119° |
| Water Depth | 14 ³ / ₄ " |
| Capacity | 79G |
| Weight | 106lbs |
| Shipping Weight | 123lbs |



Why choose foam insulation?

- Foam gives an added layer of solidity to the tub
- It reduces the noise level when filling
- It keeps the water warm longer

WARRANTY

TERMS AND CONDITIONS

Perlato utilizes the highest quality materials and manufacturing techniques at every step. Additionally, we offer a uniquely generous five year limited warranty on every fixture to provide you with the ultimate peace of mind. Please review warranty terms below, which are the sole authoritative terms of the warranty:

- Warranty is valid for five years from the date of purchase, for the original purchaser only. A valid proof of purchase must be presented.
- Warranty provides replacement for all fixture components, or the full fixture if necessary, in the event of defect. However, ancillary costs such as removal, installation, labor, etc., are not covered by the warranty.
- Warranty is only valid when fixture was installed according to product directions and local building codes, and used for ordinary residential use.
- No coverage is offered for damage resulting from negligence, or even accidental damage, on part of owner, delivery company, installer or anyone else.
- Warranty covers all manufacturer defects, but does not cover typical wear and tear.
- All claims related to the warranty must be made to Perlato within five business days from when the defect or damage was noticed. Clear photographic proof must be presented.

For all warranty related questions and claims, please contact Perlato at 800.613.6596 or info@perlatoco.com.

About Perlato

Striking. Sensible. Sumptuous.

Our mission is simple: to provide our clients with the fixtures of their dreams. Perlato products are meticulously crafted to create an atmosphere of supreme comfort and peace as well as flawless grace and elegance.

Perlato fixtures evoke Italian finesse, reflecting the country's seamless marriage of timelessness and modernity. Our products are constructed of durable, high-quality materials and backed by a five-year manufacturer's warranty.

Soak in the wonders of Perlato; your fantasy bathroom is now a reality.

1.800.613.6596
INFO@PERLATOCO.COM
PERLATOCO.COM