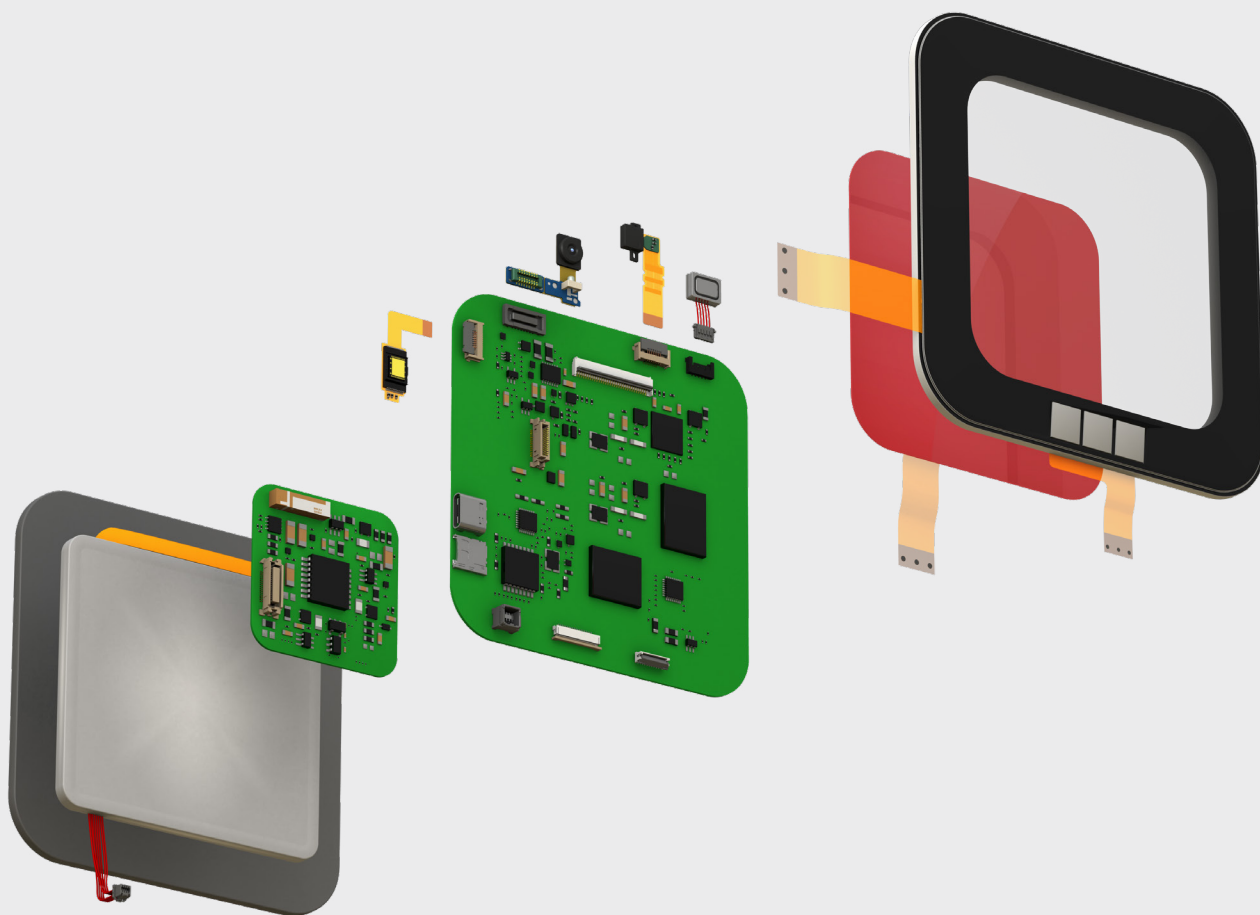
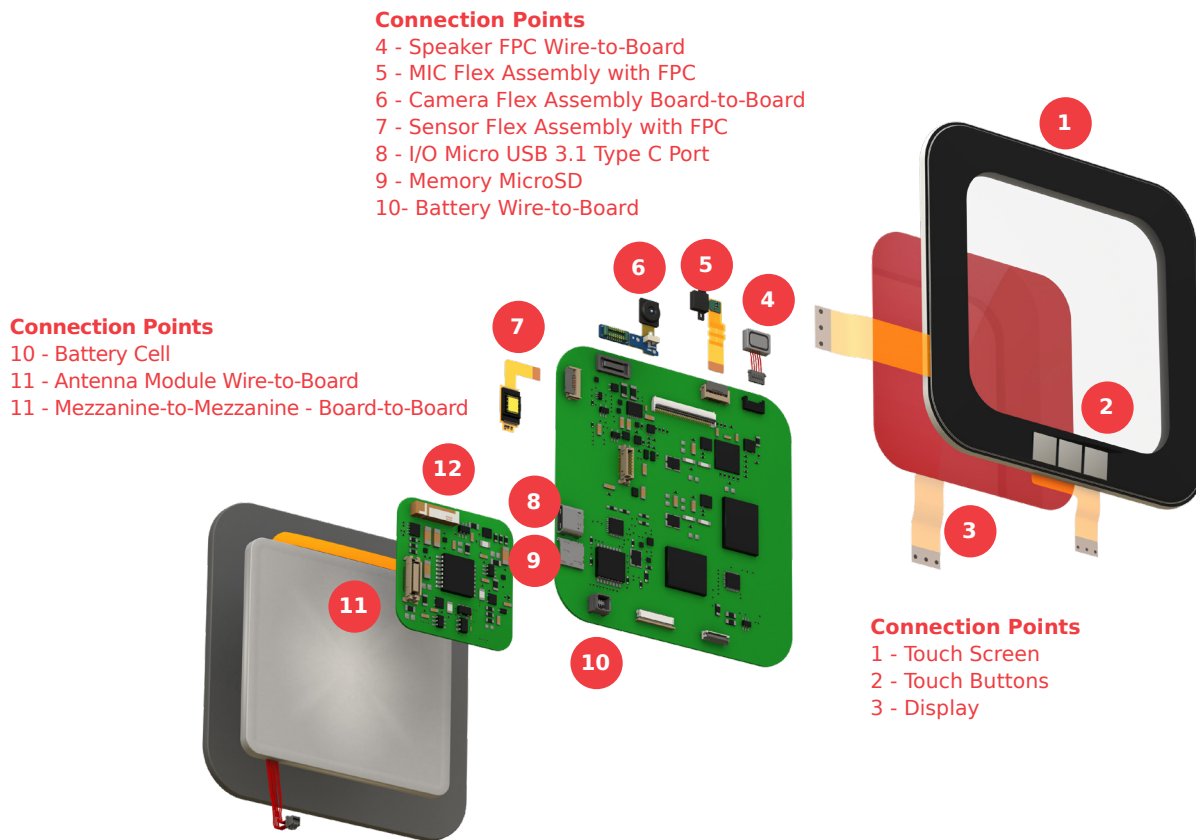


# EASY-ON FFC/FPC, SLIMSTACK BOARD-TO-BOARD AND WIRE-TO-BOARD CORE PRODUCTS



# Key Microminiature Connection Points



An example of the key connections that drive micro products with Molex FFC, Board-to-Board and Wire-to-Board Connectors

**Microminiature connectors initially designed for consumer handheld devices, are now being in applications across many industries. Furthermore, companies are looking for new ways to use technology to reach and engage with customers. These new application features have translated into more modularity and increased flexible printed assemblies for key features.**

Why more applications across industries are using microminiature connectors:

- Increased user interface
- Feature-rich options
- Profile changes

In turn, feature-rich options and increased user interface result in:


- Increased flexible print assemblies
- Modular design (multiple PCB designs)

**All of the above are increasing the amount of microminiature connection points in applications.**

# Key Microminiature Connection Points


## SLIMSTACK BOARD-TO-BOARD CONNECTORS

SlimStack Board-to-Board Connectors offer a wide selection of low-profile, narrow width options in various mated heights and circuit sizes.



## EASY-ON FFC/FPC CONNECTORS

Super-fine pitch and small-size FFC/FPC Connectors with ZIF, non-ZIF, slider, flip actuator and FPC-to-board styles and a variety of circuit sizes deliver both high reliability and speedy data rates.



## SIGNAL WIRE-TO-BOARD CONNECTORS

Feature a wide variety of available wire-to-board signal connectors that provide excellent design flexibility and cost-savings.








































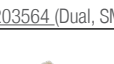

# Easy-On FFC/FPC Connector Core Products

Pitch (mm)	Orientation	Contact Position	Circuits	Series Name	Series No.	Image
0.50	Right-Angle	Dual	4 to 32	<a href="#">FBH1</a>	<a href="#">503480</a>	
		Bottom	4 to 80	<a href="#">FD19</a>	<a href="#">505110</a>	
		Top	4 to 20	<a href="#">Slider</a>	<a href="#">52745</a>	
			21 to 30		<a href="#">52435</a>	
			30 to 50		<a href="#">54104</a>	
		Bottom	4 to 20	<a href="#">52746</a>		
			21 to 30	<a href="#">52437</a>		
			30 to 50	<a href="#">54132</a>		
		Vertical	4 to 70	<a href="#">V-Flip</a>	<a href="#">501951</a>	
			6 to 42	<a href="#">Slider</a>	<a href="#">52559</a>	
1.00	Right-Angle	Bottom	4 to 30	<a href="#">FD19</a>	<a href="#">200528</a>	
		Top	3 to 34	<a href="#">Slider</a>	<a href="#">52207</a>	
		Bottom	4 to 30		<a href="#">52271</a>	
	Vertical	5 to 30	<a href="#">52610</a>			

# SlimStack Board-to-Board Connectors Core Products

Pitch (mm)	Mated Height (mm)	Mated Width (mm)	Circuits	Series Name	Series No.		Image	
					Receptacle	Plug		
0.35	0.60	2.00	10 to 70	<u>SSB6</u>	<u>504618</u>	<u>504622</u>		
	0.60	2.00	6 to 60	<u>SSB RP</u>	<u>505066</u>	<u>505070</u>	 <small>POWER SUPPLY</small> ⚡	
	0.70				<u>505270</u>	<u>505274</u>		
	0.80				<u>505413</u>	<u>505417</u>		
	0.90							
	1.00							
0.40	0.60	2.00	8, 10	<u>Battery (10.0A)</u>	<u>505473</u>	<u>505476</u>	 <small>POWER SUPPLY</small> ⚡	
	0.70	2.60	6 to 18	<u>HRE</u>	<u>503548</u>	<u>503552</u>		
	0.75	2.50	8	<u>Battery (6.0A)</u>	<u>505004</u>	<u>505006</u>	 <small>POWER SUPPLY</small> ⚡	
	0.80	2.50	10 to 50	<u>B8</u>	<u>505550</u>	<u>505551</u>		
	1.50	3.40	10 to 100	<u>J-Bend</u>	<u>51338</u>	<u>55909</u>		
	1.80	4.20			<u>500913</u>			
	2.00	3.40	12 to 80		<u>51338</u>	<u>501745</u>		
	2.30	4.20			<u>500913</u>			
	0.635	6.00	6.40	20 to 240	<u>0.635</u>	<u>52885</u>	<u>55091</u>	
		7.00					<u>53625</u>	
8.00		<u>53647</u>						
9.00		<u>53649</u>						
10.00		<u>53627</u>						
12.00		<u>55091</u>						
13.00		<u>53625</u>						
14.00		<u>53647</u>						
15.00		<u>53649</u>						
16.00		<u>53627</u>						
0.80	5.50	7.20	18, 20, 30	<u>0.80 Floating</u>	<u>52588</u>	<u>53307</u>	 <small>FLOATING TYPE</small>	
	6.65	4.70				<u>53309</u>		
	7.00	7.20				<u>53364</u>		
	8.00					<u>53353</u>		
	4.50	7.20	10 to 40		<u>52465</u>	<u>53307</u>	 <small>RIGID TYPE</small>	
	5.65	4.70				<u>53309</u>		
	6.00	7.20				<u>53364</u>		
	7.00					<u>53353</u>		


































# Core Signal Connectors 1.00 - 2.50mm Pitch

Pitch (mm)	Product Family	Terminal	Housing	Straight Plug Header	Right-Angle Plug Header	Plating	Lock Type	Circuit Sizes	Wire Gauge	Current (max.)	Voltage (max.)	Key Features	
1.00	Pico-Lock 1.00mm	 503765	 503764	N/A	 503763	Gold	Side Positive	2, 3, 4, 5, 6	AWG 28-30	2.5A	150V	Space saving/ positive side locks/high current	
	Pico-Clasp*	 501334-0000	 501330 (Single)* 2, 3, 4, 5 circuits  6, 7, 8, 9, 10, 11, 12, 13, 14, 15 circuits	 501331 (SMT)*	 501568 (SMT)*	Tin	Outer Positive	3, 4, 5	AWG 28-32	2.0A	50V	Small pitch, wide variety Gold plating version available	
		 501193-3000		 504449 (SMT)	 202396 (SMT)	Gold 0.1µm							
		 501193-6000		 203556 (SMT)	 203558 (SMT)	Gold 0.38µm							
		 501193-5000		 203557 (SMT)	 203559 (SMT)	Gold 0.76µm							
		 501334-0000		 501940 (SMT)*	 501953 (SMT)*	Tin							
		 501193-3000		 501940 (SMT)	 501953 (SMT)	Gold 0.1µm							
		 501193-6000		 501939 (Single)*	 203560 (SMT)	 203562 (SMT)							Gold 0.38µm
		 501193-5000		 203561 (SMT)	 203563 (SMT)	Gold 0.76µm							
		 501193-3000		 501189 (Dual, SMT)	 501190 (Dual, SMT)	 501571 (Dual, SMT)							Gold 0.1µm
		 501193-6000			 203564 (Dual, SMT)	 203566 (Dual, SMT)							Gold 0.38µm
	 501193-5000	 203565 (Dual, SMT)	 203567 (Dual, SMT)		Gold 0.76µm								

\* Color Variations Available
































# Core Signal Connectors 1.00 - 2.50mm Pitch

Pitch (mm)	Product Family	Terminal	Housing	Straight Plug Header	Right-Angle Plug Header	Plating	Lock Type	Circuit Sizes	Wire Gauge	Current (max.)	Voltage (max.)	Key Features
1.20	Pico EZmate	 78172	 78172 (Single)	 78171 (SMT)	N/A	Gold	Friction	2, 3, 4, 5, 6, 7	AWG 28-30	2.5A	50V	High current (2P, AWG 28)
	Pico-EZmate Slim	 202655	 202654 (Single)	 202656 (SMT)	N/A	Gold	Friction	2		3.2A		High current (2P, AWG 28)
1.25	Pico Blade	 50058/50079	 51021 (Single)	 53398 (SMT)	 53261 (SMT)	Tin Gold (R/A)	Friction	2, 3, 4, 5, 6, 7, 8, 9, 10, 11, 12, 13, 14, 15 17 (53261, Tin)	AWG 28-32 (50058 Tin only) AWG 26-28 (50079, Tin/Gold)	2.5A	125V	Ultra small size, SMT and through-hole option wire-to-wire is also available
		 50125/50133 (Plug terminal)		 53047 (Through-hole)	 53048 (Through-hole)							Tin
	Micro-Lock Plus 1.25mm*	 505431	 505565 (Single)*	 505568*	 505567*	Tin Gold (Contact Molex)	Outer Positive	Single-row 2, 3, 4, 5, 6, 7, 8, 9, 10, 11, 12, 13, 14, 15, 16	AWG 26-30	2.2A	50V	Small size, outer positive lock
		 505432 (Dual)*	 505432 (Dual)*	 505433 (Dual)*	 505448 (Dual)*		Inner Positive	Dual-row 8, 10, 12, 14, 16, 18, 20, 22, 24, 26, 28, 30, 32, 34, 36, 38, 40, 42				Small size, inner positive lock
Board-in 1.25mm	 50080 / 50061	 51022 (Single)	N/A	N/A	Tin	N/A	2, 3, 4, 5, 6	AWG 28-32 (50061) AWG 26-28 (50080)	1.0A	125V	Board-in	
1.50	Pico-Lock 1.50mm	 504052	 504051 (Single)	N/A	 504050 (SMT)	Gold	Side Positive	2, 3, 4, 5, 6, 7, 8, 9, 10, 11, 12	AWG 24-32	3.5A	150V	Low profile and high current
	Pico-SPOX	 87421-0100 87421-0000	 87439 (Single)	 87437 (SMT)	 87438 (SMT)	Tin	Friction	2, 3, 4, 5, 6, 7, 8, 9, 10, 11, 12, 13, 14, 15	AWG 24-26 (87421-0000) AWG 26-30 (87421-0100)	2.5A	250V	Ideal solution for higher current wire-to-board configurations in tight packaging applications
		 87421-0102 87421-0002		 202705 (SMT)	 202706 (SMT)	Gold		2, 3, 4, 5, 6, 7, 8, 9, 10, 11, 12, 13, 14, 15	AWG 24-26 (87421-0002) AWG 26-30 (87421-0102)			

\* Color Variations Available



# Core Signal Connectors 1.00 - 2.50mm Pitch



































Pitch (mm)	Product Family	Terminal	Housing	Straight Plug Header	Right-Angle Plug Header	Plating	Lock Type	Circuit Sizes	Wire Gauge	Current (max.)	Voltage (max.)	Key Features	
1.50	CLIK-Mate*					Tin	Inner Positive	2, 3, 4, 5, 6, 7, 8, 9, 10, 11, 12, 13, 14, 15	AWG 24-28 (502579) AWG 26-30 (503429)	2.0A	100V	Low insertion force, secure mating with audible click	
				502584 (SMT)*	502585 (SMT)*								
													
				503159 (Through-hole)*	503175 (Through-hole)*								
					N/A								
	503395 (Bottom entry, SMT)												
								3, 4, 6, 7, 8, 10				Bottom entry	
	502579 (AWG 24-28) 503429 (AWG 26-30)	502578 (Single)*	503395 (Bottom entry, SMT)	503149 (Dual)	503154 (Dual, SMT)	503148 (Dual, SMT)		Vertical 8, 10, 12, 14, 16, 18, 20, 22, 24, 26, 28, 30, 32, 34 Right-Angle 8, 10, 12, 14, 16, 18,					Low insertion force, secure mating with audible click
	502579 (AWG 24-28) 503429 (AWG 26-30)					N/A	Gold	Inner Positive	2, 3, 4, 5, 6, 7, 8, 9, 10, 11, 12, 13, 14, 15	AWG 24-28 (502579) AWG 26-30 (503429)	2.0A	100V	Gold plating version
				502578 (Single)	505405 (SMT)								
					N/A								
503149 (Dual)	505406 Dual (SMT)						8, 10, 12, 14, 16, 18, 20, 22, 24, 26, 28, 30, 32, 34						
Spot-On 1.50mm					N/A	Tin	Inner Positive	Single 2, 3, 4, 5, 6, 7, 8, 9, 10, 11, 12, 13, 14, 15, 16 Dual 10, 12, 14, 16, 18, 20, 22, 24, 26, 28, 30, 32, 34, 36, 38, 40	AWG 24-28	2.0A	100V	Potting height: 5.0mm SMT type, center nail for additional mechanical strength	
			201647 (Single)	201648 (SMT) (Single with nail)									
													
			201649	201645 (SMT) (Dual w/o nail)									
					201650 (Retainer)								
201644 (Dual)	201646 (SMT) (Dual with nail)	201650 (Retainer)											
2.00	Micro-Lock Plus 2.00mm					Tin Gold (Contact Molex)	Outer Positive	2, 3, 4, 5, 6, 7, 8, 9, 10, 11, 12, 13, 14, 15, 16	AWG 22-26 AVSS 0.3	3.0A	250V	Small size, outer positive lock	
505572	505570 (Single)	505575 (SMT)	505578 (SMT)										

\* Color Variations Available







# Core Signal Connectors 1.00 - 2.50mm Pitch

Pitch (mm)	Product Family	Terminal	Housing	Straight Plug Header	Right-Angle Plug Header	Plating	Lock Type	Circuit Sizes	Wire Gauge	Current (max.)	Voltage (max.)	Key Features			
2.00	Milli-Grid	 50394		 151062 (SMT)	 151064 (SMT)	Gold / Tin	Outer Positive	2, 3, 4, 5, 6, 7, 8, 9, 10	AWG 24-30	2.5A	125V	Outer positive lock, audible click to ensure good mating			
				 151063 (Through-hole)	 151065 (Through-hole)	Gold / Tin	Outer Positive	2, 3, 4, 5, 6, 7, 8, 9, 10							
				 151117 (Through-hole)	 151119 (Through-hole)	Gold / Tin	Friction	4, 6, 8, 10, 12, 14, 16, 18, 20, 22, 24, 26, 28, 30, 32, 34, 36, 38, 40, 42, 44, 46, 48, 50		2.0A (Refer to Product Spec for rating chart)	125V	Single-sided polarization, glow wire material			
				 151192 (Dual)	 151118 (SMT)	 151120 (SMT)	Gold / Tin	Friction					4, 6, 8, 10, 12, 14, 16, 18, 20, 22, 24, 26, 28, 30, 32, 34, 36, 38, 40, 42, 44, 46, 48, 50		
				 51110 (Dual)	 87831 (Through-hole)	 87833 (Through-hole)	Gold / Tin	Friction		4, 6, 8, 10, 12, 14, 16, 18, 20, 22, 24, 26, 28, 30, 32, 34, 36, 38, 40, 42, 44, 46, 48, 50	N/A	N/A			
					 87832 (SMT)	N/A	Gold / Tin	Friction		4, 6, 8, 10, 12, 14, 16, 18, 20, 22, 24, 26, 28, 30, 32, 34, 36, 38, 40, 42, 44, 46, 48, 50					
			Milli-Grid BMI	 151014 (Dual) (Cable not included)	 151013 (Through-hole)	N/A	Gold	N/A		6, 8, 10, 12, 14, 16, 18, 20		Allow misalignment of up to 1mm in X and Y direction			
			iGrid*	 501647 (AWG 22-26)	 501646 (Dual)*	 501645 (Through-hole)*	 501876 (Through-hole)*	Tin		Inner Positive	10, 12, 14, 16, 18, 20, 22, 24, 26, 28, 30, 32, 34, 36, 38, 40	AWG 22-26 (501647) AWG 26-28 (501648)	2.0A	250V	Compact design and anti-tangle internal lock
				 501648 (AWG 26-28)		 501645 (Through-hole)*	 501876 (Through-hole)*	Tin							
				 503095 (AWG 26-28)		 503091 (Through-hole)	N/A	Gold			14, 28	AWG 26-28 (503095)	Gold plating version		
Spot-On 2.00mm	 201195	 201200 (Single)	 201201	 201196 (Retainer)	Tin	Inner Positive	Single 2, 3, 4, 5, 6, 7, 8, 9, 10 11, 12, 13, 14, 15, 16	AWG 22-26	2.5A	250V	Potting height: 7.0mm SMT type, center nail for additional mechanical strength				
		 201196 (Single)	 201197				Dual 10, 12, 14, 16, 18, 20, 22, 24, 26, 28, 30, 32, 34, 36, 38, 40								

\* Color Variations Available



# Core Signal Connectors 1.00 - 2.50mm Pitch

Pitch (mm)	Product Family	Terminal	Housing	Straight Plug Header	Right-Angle Plug Header	Plating	Lock Type	Circuit Sizes	Wire Gauge	Current (max.)	Voltage (max.)	Key Features	
2.00	Micro-Latch	 50212/50372	 51065 (Single)	 53253	 53254	Tin	N/A	2, 3, 4, 5, 6, 7, 8, 9, 10, 11, 12, 13, 14, 15	AWG 24-30 (50212) AWG 22-26 (50372)	2.5A	125V	Low cost, longer market history	
	Board-in 2.00mm	 50034	 51015 (Straight)	N/A	N/A	Tin	N/A	2, 3, 4, 5, 6, 7, 8, 9, 10, 11, 12, 13, 14, 15, 16	AWG 26-30	2.0A	125V	Board-in	
		 35021	 35023 (Right-Angle)	N/A	N/A				AWG 24-30	2.5A	125V		
2.50	Mini-Lock	 50752 (AWG 20-26) with Retainer	 51163 (with Retainer)  51164 (Retainer)	 53375 (H=11.5, Through-hole)  53517 (H=17.5, Through-hole)	 53426 (Through-hole)	Tin	Outer Positive	2, 3, 4, 5, 6, 7, 8, 9, 10, 11, 12, 13, 14, 15	AWG 20-26	3.0A (50351) (50837) 3.5A (50752) (50709)	250V	Wide variety TPA version available, higher profile version available for potting treatment	
		 50351	 51103 (Single)	N/A	N/A				Wire-to-Wire				AWG 22-28
		 50837	N/A	 51198 Plug Housing	N/A								
	Mini-SPOX	 5263	 5264 (Single)	 5267	 5268	Tin	Friction	2, 3, 4, 5, 6, 7, 8, 9, 10, 11, 12, 13, 14, 15	AWG 22-28	3.0A	250V	Low cost, longer market history	
	Board-in 2.50mm	 50097	 51035 (Straight)	N/A	N/A	Tin	N/A	2, 3, 4, 5, 6, 7, 8, 9, 10, 11, 12, 13, 14, 15, 16, 18	AWG 20-24	4.0A	250V	Board-in	
		 35021	 35022 (Right-Angle)	N/A	N/A		N/A	2, 3, 4, 5, 6, 7, 8, 9, 10, 11, 12, 14, 15, 16	AWG 22-28	3.0A	125V		

Get customized insights at: [molex.com](https://molex.com)

**molex**  
one company › a world of innovation

Molex is a registered trademark of Molex, LLC in the United States of America and may be registered in other countries; all other trademarks listed herein belong to their respective owners.

Order No. 987652-0021 Rev. 2

USA/0k/GF/KC/2019.06

©2019 Molex