

# **A** **A Series™ Family**

A collection of all A Series™ product flyers



Standard products. Custom solutions  
Customer Service +1 800 394 7732




# A Series™

## Pick Your Color

Our A Series™ Family of heavy duty, multi-pin, thermoplastic, rectangular connectors encompass a wide range of products, serving a variety of industries, and **come in a variety of color modifications for your specific needs.**

Colors are often used to help differentiate between keying options, but **we also offer color modifications across a large number of our A Series™ product lines for your specific project needs.**



Available color modifications:

Grey	Blue	Green
Brown	White	Red
Black	Yellow	Orange



**A Series™ Family**



Standard products. Custom solutions

**For more information, contact:** Customer Service, +1 800 394 7732, [csr@amphenol-sine.com](mailto:csr@amphenol-sine.com)

© 2021 Amphenol Sine Systems Corporation, 44274 Morley Drive, Clinton Township MI 48036 USA. [www.amphenol-sine.com](http://www.amphenol-sine.com). Customer Service +1 800 394 7732 Every effort has been made to ensure that the information contained in this document is accurate at the time of publication. Specifications or information stated in this document are subject to change without notice. 02/2021






# A Series™ Boots

Protective Backshell Boots for  
AT, ATM and ATP Series™ Connectors

Available in 2-12 position (depending on Series)



Amphenol Sine Systems' **A Series™ Boots** provide an optional protective backshell covering for harsh environmental and industrial applications in -28°C to +100°C conditions. For use with AT, ATM and ATP Series™ connectors that do not include an endcap or shrinkboot strain relief.

The boots come in 3 different colors (Yellow, Black and Grey) and are made of high-quality Plastisol.

**Applications:** Heavy Equipment, Agriculture, Construction, Transportation, Off-Road, Mining, Industrial, Railway, Automotive, Diagnostics, Marine, Water Resistance, Harsh Environments



A Series™ Family



Standard products. Custom solutions  
Customer Service +1 800 394 7732















Image	Part Number	Description	Material	Temperature Range
	AT2P-BT	2 Position, Receptacle Boot, AT Series™, Grey	Plastisol	-28°C to +100°C
	AT2P-BT-BK	2 Position, Receptacle Boot, AT Series™, Black	Plastisol	-28°C to +100°C
	AT2P-BT-YW	2 Position, Receptacle Boot, AT Series™, Yellow	Plastisol	-28°C to +100°C
	AT3P-BT	3 Position, Receptacle Boot, AT Series™, Grey	Plastisol	-28°C to +100°C
	AT3P-BT-BK	3 Position, Receptacle Boot, AT Series™, Black	Plastisol	-28°C to +100°C
	AT3P-BT-YW	3 Position, Receptacle Boot, AT Series™, Yellow	Plastisol	-28°C to +100°C
	AT4P-BT	4 Position, Receptacle Boot, AT Series™, Grey	Plastisol	-28°C to +100°C
	AT4P-BT-BK	4 Position, Receptacle Boot, AT Series™, Black	Plastisol	-28°C to +100°C
	AT4P-BT-YW	4 Position, Receptacle Boot, AT Series™, Yellow	Plastisol	-28°C to +100°C
	AT6P-BT	6 Position, Receptacle Boot, AT Series™, Grey	Plastisol	-28°C to +100°C
	AT6P-BT-BK	6 Position, Receptacle Boot, AT Series™, Black	Plastisol	-28°C to +100°C
	AT6P-BT-YW	6 Position, Receptacle Boot, AT Series™, Yellow	Plastisol	-28°C to +100°C
	AT8P-BT	8 Position, Receptacle Boot, AT Series™, Grey	Plastisol	-28°C to +100°C
	AT8P-BT-BK	8 Position, Receptacle Boot, AT Series™, Black	Plastisol	-28°C to +100°C























Image	Part Number	Description	Material	Temperature Range
	AT8P-BT-YW	8 Position, Receptacle Boot, AT Series™, Yellow	Plastisol	-28°C to +100°C
	AT12P-BT	12 Position, Receptacle Boot, AT Series™, Grey	Plastisol	-28°C to +100°C
	AT12P-BT-BK	12 Position, Receptacle Boot, AT Series™, Black	Plastisol	-28°C to +100°C
	AT12P-BT-YW	12 Position, Receptacle Boot, AT Series™, Yellow	Plastisol	-28°C to +100°C
	AT2S-BT	2 Position, Plug Boot, AT Series™, Grey	Plastisol	-28°C to +100°C
	AT2S-BT-BK	2 Position, Plug Boot, AT Series™, Black	Plastisol	-28°C to +100°C
	AT2S-BT-YW	2 Position, Plug Boot, AT Series™, Yellow	Plastisol	-28°C to +100°C
	AT3S-BT	3 Position, Plug Boot, AT Series™, Grey	Plastisol	-28°C to +100°C
	AT3S-BT-BK	3 Position, Plug Boot, AT Series™, Black	Plastisol	-28°C to +100°C
	AT3S-BT-YW	3 Position, Plug Boot, AT Series™, Yellow	Plastisol	-28°C to +100°C
	AT4S-BT	4 Position, Plug Boot, AT Series™, Grey	Plastisol	-28°C to +100°C
	AT4S-BT-BK	4 Position, Plug Boot, AT Series™, Black	Plastisol	-28°C to +100°C
	AT4S-BT-YW	4 Position, Plug Boot, AT Series™, Yellow	Plastisol	-28°C to +100°C
	AT6S-BT	6 Position, Plug Boot, AT Series™, Grey	Plastisol	-28°C to +100°C



Image	Part Number	Description	Material	Temperature Range
	AT6S-BT-BK	6 Position, Plug Boot, AT Series™, Black	Plastisol	-28°C to +100°C
	AT6S-BT-YW	6 Position, Plug Boot, AT Series™, Yellow	Plastisol	-28°C to +100°C
	AT8S-BT	8 Position, Plug Boot, AT Series™, Grey	Plastisol	-28°C to +100°C
	AT8S-BT-BK	8 Position, Plug Boot, AT Series™, Black	Plastisol	-28°C to +100°C
	AT8S-BT-YW	8 Position, Plug Boot, AT Series™, Yellow	Plastisol	-28°C to +100°C
	AT12S-BT	12 Position, Plug Boot, AT Series™, Grey	Plastisol	-28°C to +100°C
	AT12S-BT-BK	12 Position, Plug Boot, AT Series™, Black	Plastisol	-28°C to +100°C
	AT12S-BT-YW	12 Position, Plug Boot, AT Series™, Yellow	Plastisol	-28°C to +100°C

	ATM2P-BT	2 Position, Receptacle Boot, ATM Series™, Grey	Plastisol	-28°C to +100°C
	ATM2P-BT-BK	2 Position, Receptacle Boot, ATM Series™, Black	Plastisol	-28°C to +100°C
	ATM2P-BT-YW	2 Position, Receptacle Boot, ATM Series™, Yellow	Plastisol	-28°C to +100°C
	ATM3P-BT	3 Position, Receptacle Boot, ATM Series™, Grey	Plastisol	-28°C to +100°C
	ATM3P-BT-BK	3 Position, Receptacle Boot, ATM Series™, Black	Plastisol	-28°C to +100°C

Image	Part Number	Description	Material	Temperature Range
	ATM3P-BT-YW	3 Position, Receptacle Boot, ATM Series™, Yellow	Plastisol	-28°C to +100°C
	ATM4P-BT	4 Position, Receptacle Boot, ATM Series™, Grey	Plastisol	-28°C to +100°C
	ATM4P-BT-BK	4 Position, Receptacle Boot, ATM Series™, Black	Plastisol	-28°C to +100°C
	ATM4P-BT-YW	4 Position, Receptacle Boot, ATM Series™, Yellow	Plastisol	-28°C to +100°C
	ATM6P-BT	6 Position, Receptacle Boot, ATM Series™, Grey	Plastisol	-28°C to +100°C
	ATM6P-BT-BK	6 Position, Receptacle Boot, ATM Series™, Black	Plastisol	-28°C to +100°C
	ATM6P-BT-YW	6 Position, Receptacle Boot, ATM Series™, Yellow	Plastisol	-28°C to +100°C
	ATM8P-BT	8 Position, Receptacle Boot, ATM Series™, Grey	Plastisol	-28°C to +100°C
	ATM8P-BT-BK	8 Position, Receptacle Boot, ATM Series™, Black	Plastisol	-28°C to +100°C
	ATM8P-BT-YW	8 Position, Receptacle Boot, ATM Series™, Yellow	Plastisol	-28°C to +100°C
	ATM12P-BT	12 Position, Receptacle Boot, ATM Series™, Grey	Plastisol	-28°C to +100°C
	ATM12P-BT-BK	12 Position, Receptacle Boot, ATM Series™, Black	Plastisol	-28°C to +100°C
	ATM12P-BT-YW	12 Position, Receptacle Boot, ATM Series™, Yellow	Plastisol	-28°C to +100°C
	ATM2S-BT	2 Position, Plug Boot, ATM Series™, Grey	Plastisol	-28°C to +100°C




















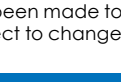
Image	Part Number	Description	Material	Temperature Range
	ATM2S-BT-BK	2 Position, Plug Boot, ATM Series™, Black	Plastisol	-28°C to +100°C
	ATM2S-BT-YW	2 Position, Plug Boot, ATM Series™, Yellow	Plastisol	-28°C to +100°C
	ATM3S-BT	3 Position, Plug Boot, ATM Series™, Grey	Plastisol	-28°C to +100°C
	ATM3S-BT-BK	3 Position, Plug Boot, ATM Series™, Black	Plastisol	-28°C to +100°C
	ATM3S-BT-YW	3 Position, Plug Boot, ATM Series™, Yellow	Plastisol	-28°C to +100°C
	ATM4S-BT	4 Position, Plug Boot, ATM Series™, Grey	Plastisol	-28°C to +100°C
	ATM4S-BT-BK	4 Position, Plug Boot, ATM Series™, Black	Plastisol	-28°C to +100°C
	ATM4S-BT-YW	4 Position, Plug Boot, ATM Series™, Yellow	Plastisol	-28°C to +100°C
	ATM6S-BT	6 Position, Plug Boot, ATM Series™, Grey	Plastisol	-28°C to +100°C
	ATM6S-BT-BK	6 Position, Plug Boot, ATM Series™, Black	Plastisol	-28°C to +100°C
	ATM6S-BT-YW	6 Position, Plug Boot, ATM Series™, Yellow	Plastisol	-28°C to +100°C
	ATM8S-BT	8 Position, Plug Boot, ATM Series™, Grey	Plastisol	-28°C to +100°C
	ATM8S-BT-BK	8 Position, Plug Boot, ATM Series™, Black	Plastisol	-28°C to +100°C
	ATM8S-BT-YW	8 Position, Plug Boot, ATM Series™, Yellow	Plastisol	-28°C to +100°C



Image	Part Number	Description	Material	Temperature Range
	ATM12S-BT	12 Position, Plug Boot, ATM Series™, Grey	Plastisol	-28°C to +100°C
	ATM12S-BT-BK	12 Position, Plug Boot, ATM Series™, Black	Plastisol	-28°C to +100°C
	ATM12S-BT-YW	12 Position, Plug Boot, ATM Series™, Yellow	Plastisol	-28°C to +100°C

	ATP2P-BT	2 Position, Receptacle Boot, ATP Series™, Grey	Plastisol	-28°C to +100°C
	ATP2P-BT-BK	2 Position, Receptacle Boot, ATP Series™, Black	Plastisol	-28°C to +100°C
	ATP2P-BT-YW	2 Position, Receptacle Boot, ATP Series™, Yellow	Plastisol	-28°C to +100°C
	ATP4P-BT	4 Position, Receptacle Boot, ATP Series™, Grey	Plastisol	-28°C to +100°C
	ATP4P-BT-BK	4 Position, Receptacle Boot, ATP Series™, Black	Plastisol	-28°C to +100°C
	ATP4P-BT-YW	4 Position, Receptacle Boot, ATP Series™, Yellow	Plastisol	-28°C to +100°C
	ATP2S-BT	2 Position, Plug Boot, ATP Series™, Grey	Plastisol	-28°C to +100°C
	ATP2S-BT-BK	2 Position, Plug Boot, ATP Series™, Black	Plastisol	-28°C to +100°C
	ATP2S-BT-YW	2 Position, Plug Boot, ATP Series™, Yellow	Plastisol	-28°C to +100°C
	ATP4S-BT	4 Position, Plug Boot, ATP Series™, Grey	Plastisol	-28°C to +100°C
	ATP4S-BT-BK	4 Position, Plug Boot, ATP Series™, Black	Plastisol	-28°C to +100°C
	ATP4S-BT-YW	4 Position, Plug Boot, ATP Series™, Yellow	Plastisol	-28°C to +100°C

**For more information, contact:** Customer Service, +1 800 394 7732, [csr@amphenol-sine.com](mailto:csr@amphenol-sine.com)



# A Series™ Caps

## Protective Thermoplastic Caps

Available in AT, ATM and ATP Series, 2-18 position (depending on Series)



Amphenol Sine Systems' **A Series™ Caps** are a low-cost, IP68 rated (1M of Water for 24 Hrs) alternative to using standard connectors with sealing plugs and provide an optional protective covering for harsh environmental and industrial applications. Fully-sealed protective plug & receptacle caps are available across a variety of our A Series™ product lines.

**Applications:** Heavy Equipment, Agriculture, Construction, Transportation, Off-Road, Mining, Industrial, Railway, Automotive, Diagnostics, Marine, Water Resistance, Harsh Environments

2, 3, 4, 6, 8 and 12 Position - **AT Series™** Plug Caps

Image	Part Number	Description	Material	Temperature
	AT06-2S-CAP	2 Position, Plug Cap, AT Series™, Black Body	Thermoplastic	-55°C to +125°C
	AT06-3S-CAP	3 Position, Plug Cap, AT Series™, Black Body	Thermoplastic	-55°C to +125°C
	AT06-4S-CAP	4 Position, Plug Cap, AT Series™, Black Body	Thermoplastic	-55°C to +125°C
	AT06-6S-CAP	6 Position, Plug Cap, AT Series™, Black Body	Thermoplastic	-55°C to +125°C
	AT06-08S-CAP	8 Position, Plug Cap, AT Series™, Black Body	Thermoplastic	-55°C to +125°C
	AT06-12S-CAP	12 Position, Plug Cap, AT Series™, Black Body	Thermoplastic	-55°C to +125°C





**A Series™ Family**






Standard products. Custom solutions  
Customer Service +1 800 394 7732

18 Position - **AT Series™** Receptacle Seal Caps

Image	Part Number	Description	Material	Temperature
	AT18P-RSC-BLK	18 Position, Receptacle Seal Cap, AT Series™, Black Body For use with AT04-12P*, AT04-15P* or AT04-18P*	Thermoplastic	-55°C to +125°C
	AT18P-RSC-RED	18 Position, Receptacle Seal Cap, AT Series™, Red Body For use with AT04-12P*, AT04-15P* or AT04-18P*	Thermoplastic	-55°C to +125°C

2, 3, 4, 6, 8 and 12 Position - **ATM Series™** Receptacle Caps





	ATM04-2P-CAP	2 Position, Receptacle Cap, ATM Series™, Grey Body	Thermoplastic	-55°C to +125°C
	ATM04-3P-CAP	3 Position, Receptacle Cap, ATM Series™, Grey Body	Thermoplastic	-55°C to +125°C
	ATM04-4P-CAP	4 Position, Receptacle Cap, ATM Series™, Grey Body	Thermoplastic	-55°C to +125°C

2, 3, 4, 6, 8 and 12 Position - **ATM Series™** Plug Caps




	ATM06-2S-CAP	2 Position, Plug Cap, ATM Series™, Grey Body	Thermoplastic	-55°C to +125°C
	ATM06-3S-CAP	3 Position, Plug Cap, ATM Series™, Grey Body	Thermoplastic	-55°C to +125°C
	ATM06-4S-CAP	4 Position, Plug Cap, ATM Series™, Grey Body	Thermoplastic	-55°C to +125°C
	ATM06-6S-CAP	6 Position, Plug Cap, ATM Series™, Grey Body	Thermoplastic	-55°C to +125°C
	ATM06-08SA-CAP	8 Position, Plug Cap, ATM Series™, <b>Keyed A (Grey Insert)</b> , Grey Body	Thermoplastic	-55°C to +125°C
	ATM06-08SB-CAP	8 Position, Plug Cap, ATM Series™, <b>Keyed B (Black Insert)</b> , Grey Body	Thermoplastic	-55°C to +125°C
	ATM06-08SC-CAP	8 Position, Plug Cap, ATM Series™, <b>Keyed C (Green Insert)</b> , Grey Body	Thermoplastic	-55°C to +125°C
	ATM06-08SD-CAP	8 Position, Plug Cap, ATM Series™, <b>Keyed D (Brown Insert)</b> , Grey Body	Thermoplastic	-55°C to +125°C






2, 3, 4, 6, 8 and 12 Position - **ATM Series™** Plug Caps, cont.

Image	Part Number	Description	Material	Temperature
	ATM06-12SA-CAP	12 Position, Plug Cap, ATM Series™, <b>Keyed A (Grey Insert)</b> , Grey Body	Thermoplastic	-55°C to +125°C
	ATM06-12SB-CAP	12 Position, Plug Cap, ATM Series™, <b>Keyed B (Black Insert)</b> , Grey Body	Thermoplastic	-55°C to +125°C
	ATM06-12SC-CAP	12 Position, Plug Cap, ATM Series™, <b>Keyed C (Green Insert)</b> , Grey Body	Thermoplastic	-55°C to +125°C
	ATM06-12SD-CAP	12 Position, Plug Cap, ATM Series™, <b>Keyed D (Brown Insert)</b> , Grey Body	Thermoplastic	-55°C to +125°C

 2, 4 and 6 Position - **ATP Series™** Receptacle Caps

	ATP04-2P-CAP	2 Position, Receptacle Cap, ATP Series™, Grey Body	Thermoplastic	-55°C to +125°C
	ATP04-4P-CAP	4 Position, Receptacle Cap, ATP Series™, Grey Body	Thermoplastic	-55°C to +125°C
	ATP04-6P-CAP	6 Position, Receptacle Cap, ATP Series™, Grey Body	Thermoplastic	-55°C to +125°C

 2, 4 and 6 Position - **ATP Series™** Plug Caps

	ATP06-2S-CAP	2 Position, Plug Cap, ATP Series™, Grey Body	Thermoplastic	-55°C to +125°C
	ATP06-4S-CAP	4 Position, Plug Cap, ATP Series™, Grey Body	Thermoplastic	-55°C to +125°C
	ATP06-6S-CAP	6 Position, Plug Cap, ATP Series™, Grey Body	Thermoplastic	-55°C to +125°C


**For more information, contact:** Customer Service, +1 800 394 7732, [csr@amphenol-sine.com](mailto:csr@amphenol-sine.com)

© 2021 Amphenol Sine Systems Corporation, 44274 Morley Drive, Clinton Township MI 48036 USA. [www.amphenol-sine.com](http://www.amphenol-sine.com). Customer Service +1 800 394 7732 Every effort has been made to ensure that the information contained in this document is accurate at the time of publication. Specifications or information stated in this document are subject to change without notice.



# A Series™ Clips

## Metal and Plastic Mounting Clip Options



Amphenol Sine Systems' **A Series™ Clips** provide an optional method for mounting a variety of our receptacles to our plug connectors, and are available in stainless steel, steel with zinc-plating, and plastic. Available in numerous configurations, our mounting clips are compatible with existing industry-standard connectors.

**Applications:** Heavy Equipment, Agriculture, Construction, Transportation, Off-Road, Mining, Industrial, Railway, Automotive, Diagnostics, Marine, Water Resistance, Harsh Environments

Image	Part Number	Description	Material
	AT27-001-0800	Mounting Clip (for AT), 8 Position, 0.433" [11.00 mm] Dia. Hole	Stainless Steel
	AT27-002-0800	Mounting Clip (for AT), 8 Position, 0.512" [13.00 mm] Dia. Hole	Steel, Zinc-Plating
	AT27-006-0800	Mounting Clip (for AT), 8 Position, 0.512" [13.00 mm] Dia. Hole	Stainless Steel
	AT27-014-0800	Mounting Clip (for AT), 8 Position, 0.323" [8.20 mm] Dia. Hole	Steel, Zinc-Plating
	AT27-003-1200	Mounting Clip (for AT, ATM, ATP, ATV, ATHD) 2, 3, 4, 6, 12 Pos, 0.433" [11.00 mm] Dia. Hole	Stainless Steel
	AT27-004-1200	Mounting Clip (for AT, ATM, ATP, ATV, ATHD) 2, 3, 4, 6, 12 Position, 0.512" [13.00 mm] Dia. Hole	Steel, Zinc-Plating
	AT27-005-1200	Mounting Clip (for AT, ATM, ATP, ATV, ATHD) 2, 3, 4, 6, 12 Position, 0.512" [13.00 mm] Dia. Hole	Stainless Steel
	AT27-007-1200	Side Mounting Clip (for AT, ATM, ATP, ATV, ATHD), No Hole	Steel, Zinc-Plating
	AT27-008-1200	Side Mounting Clip (for AT, ATM, ATP, ATV, ATHD), 0.433" [11mm] Dia. Hole	Steel, Zinc-Plating
	AT27-009-1200	Side Mounting Clip (for AT, ATM, ATP, ATV, ATHD), 0.511" [13mm] Dia. Hole	Steel, Zinc-Plating
	AT27-017-1200	Side Mounting Clip (for AT, ATM, ATP, ATV, ATHD), 0.322" [8.2mm] Dia. Hole	Steel, Zinc-Plating
	AT11-026-0205	Mounting Clip (for AT, ATM, ATP, ATV, ATHD) 2, 3, 4, 6, 12 Position, Grey	Polyamide (PA)
	AT11-027-0805	Mounting Clip (for AT), 8 Position, Grey	Polyamide (PA)
	AT11-030-0205	Mounting Clip (for AT, ATM, ATP, ATV, ATHD) 2, 3, 4, 6, 12 Position, Black	Polyamide (PA)
	AT11-310-0205	Mounting Clip (for AT, ATM, ATP, ATV, ATHD) 2, 3, 4, 6, 12 Position, Black, Free Stud Mount	Polyamide (PA)
AT11-VCLIP	Zip-Tie Cable Attachment Clip, (for AT, ATM, ATP) Black	Thermoplastic	



Standard products. Custom solutions  
Customer Service +1 800 394 7732

**For more information, contact:** Customer Service, +1 800 394 7732, [csr@amphenol-sine.com](mailto:csr@amphenol-sine.com)

© 2019 Amphenol Sine Systems Corporation, 44274 Morley Drive, Clinton Township MI 48036 USA. [www.amphenol-sine.com](http://www.amphenol-sine.com). Customer Service +1 800 394 7732  
Every effort has been made to ensure that the information contained in this document is accurate at the time of publication. Specifications or information stated in this document are subject to change without notice. 09/2022



# A Series™ Contacts



## Machined and Stamped & Formed Precision Connector Contacts

Amphenol Sine Systems is your trusted component source for precision connector contacts designed for increased reliability and reduced cost. Our A Series™ contacts are readily available in a wide variety of materials and plating combinations and can be supplied with a number of different contact types.

**Applications:** Heavy Equipment, Agricultural, Automotive, Military, Alternate Energy, and other demanding interconnect architectures

### Machined Contact Options

- Designed for heavy duty applications, these solid contacts will accommodate greater wire sizes
- Wire Size Range: 4AWG to 24AWG (25 - 0.25mm<sup>2</sup>)
- Available in Size 4, 8, 12, 16 and 20, in both Pin and Socket
- Current Ratings up to 100A
- Copper Alloy, Nickel-Plated
- Gold plating options available



### Stamped & Formed Contact Options

- Precision engineered stamped & formed design provides cost effective wire processing, while ensuring high reliability conductor termination and performance
- Wire Size Range: 10AWG to 22AWG (6.0 - 0.35mm<sup>2</sup>)
- Available in Size 12, 16 and 20, in both Pin and Socket
- Current Ratings up to 25A
- Copper Alloy, Nickel-Plated
- Gold plating options available



## A Series™ Family

### Heavy Duty, Multi-Pin Plastic and Metal Connectors

Amphenol Sine Systems' A Series™ Family of sealed heavy-duty, multi-pin plastic and metal connectors include a wide range of products serving many industries. The connectors were developed as a high-performance, cost-effective solution for use with Heavy Equipment, Agricultural, Automotive, Military, Alternate Energy, and other demanding interconnect architectures. The A Series Family bridges the gap between controlled and harsh environmental conditions to keep you connected.

We can custom design, engineer and manufacture cable assemblies to your exact customer specifications and produce large or small quantities, all to the highest standards, delivered on-time and in-specification, all with a significant cost-savings over the competition.

By combining locally based Program Management & Engineering, along with the associated cost advantages derived from manufacturing in our low-cost production centers in North America and Asia, our Team will work with you to design the most cost-efficient and reliable interconnect system available.



Standard products. Custom solutions  
Customer Service +1 800 394 7732



Part Number	A Series Product Lines	Style	Size	AWG	Amps	Pin or Socket	Plating
AT60-204-0490	DuraMate™, ATHD	Machined	4	6	100	Pin	Nickel
AT62-203-04141	DuraMate™, ATHD	Machined	4	6	100	Socket	Nickel
AT60-203-04141-4	DuraMate™	Machined	4	4	100	Pin	Nickel
AT62-203-04141-4	DuraMate™	Machined	4	4	100	Socket	Nickel
AT60-204-08141	DuraMate™, ATHD	Machined	8	8-10	60	Pin	Nickel
AT62-203-08141	DuraMate™, ATHD	Machined	8	8-10	100	Socket	Nickel
AT60-204-12141	ATP/AHD-6/DuraMate™, ATHD	Machined	12	12-14	25	Pin	Nickel
AT60-220-1231	ATP/AHD-6/DuraMate™, ATHD	Machined	12	12-14	25	Pin	Gold
AT62-203-12141	ATP, AHD-6, DuraMate™, ATHD	Machined	12	12-14	25	Socket	Nickel
AT62-210-1231	ATP,AHD-6, DuraMate™, ATHD	Machined	12	12-14	25	Socket	Gold
AT60-204-12141-10	ATP	Machined	12	10-12	25	Pin	Nickel
AT62-203-12141-10	ATP	Machined	12	10-12	25	Socket	Nickel
AT60-202-16141	AT/AHD-9/DuraMate™	Machined	16	16-20	13	Pin	Nickel
AT60-202-1631	AT/AHD-9/DuraMate™	Machined	16	16-20	13	Pin	Gold
AT60-215-16141	AT/AHD-9/DuraMate™	Machined	16	14	13	Pin	Nickel
AT60-215-1631	AT/AHD-9/DuraMate™	Machined	16	14	13	Pin	Gold
AT62-201-16141	AT, AHD-9, DuraMate™	Machined	16	16-20	13	Socket	Nickel
AT62-201-1631	AT, AHD-9, DuraMate™	Machined	16	16-20	13	Socket	Gold
AT62-209-16141	AT/AHD-9/DuraMate™	Machined	16	14	13	Socket	Nickel
AT62-209-1631	AT/AHD-9/DuraMate™	Machined	16	14	13	Socket	Gold
AT60-202-16141-22	AT/AHD-9/DuraMate™	Machined	16	22-24	13	Pin	Nickel
AT60-202-1631-22	AT/AHD-9/DuraMate™	Machined	16	22-24	13	Pin	Gold
AT62-201-16141-22	AT, AHD-9, DuraMate™	Machined	16	22-24	13	Socket	Nickel
AT62-201-1631-22	AT/AHD-9/DuraMate™	Machined	16	22-24	13	Socket	Gold
AT60-202-20141	ATM/ DuraMate™	Machined	20	20	7.5	Pin	Nickel
AT60-202-2031	ATM/ DuraMate™	Machined	20	20	7.5	Pin	Gold
AT62-201-20141	ATM/ DuraMate™	Machined	20	20	7.5	Socket	Nickel
AT62-201-2031	ATM/ DuraMate™	Machined	20	20	7.5	Socket	Gold
AT60-010-20141	ATM/ DuraMate™	Machined	20	16-18	7.5	Pin	Nickel
AT60-010-2031	ATM/ DuraMate™	Machined	20	16-18	7.5	Pin	Gold
AT62-005-20141	ATM/ DuraMate™	Machined	20	16-18	7.5	Socket	Nickel
AT62-005-2031	ATM/ DuraMate™	Machined	20	16-18	7.5	Socket	Gold
AT60-12-0144	ATP/AHD-6/DuraMate™	Stamped & Formed	12	12-14	25	Pin	Gold
AT60-12-0166	ATP/AHD-6/DuraMate™	Stamped & Formed	12	12-14	25	Pin	Nickel
AT60-12-0222	ATP/DuraMate™	Stamped & Formed	12	10-12	25	Pin	Nickel
AT60-12-0244	AT/DuraMate™	Stamped & Formed	12	10-12	25	Pin	Gold
AT62-12-0144	ATP, AHD-6, DuraMate™	Stamped & Formed	12	12-14	13	Socket	Gold
AT62-12-0166	ATP, AHD-6,DuraMate™	Stamped & Formed	12	12-14	13	Socket	Nickel
AT62-12-0222	ATP/ DuraMate™	Stamped & Formed	12	10-12	25	Socket	Nickel
AT62-12-0244	AT, DuraMate™	Stamped & Formed	12	10-12	25	Socket	Gold
AT60-14-0122	AT/AHD-9/DuraMate™	Stamped & Formed	16	14-16	13	Pin	Nickel
AT60-14-0144	AT/AHD-9/DuraMate™	Stamped & Formed	16	14-16	13	Pin	Gold
AT60-16-0122	AT/AHD-9/DuraMate™	Stamped & Formed	16	16-18	13	Pin	Nickel
AT60-16-0144	AT/AHD-9/DuraMate™	Stamped & Formed	16	16-18	13	Pin	Gold
AT60-16-0622	AT/AHD-9/DuraMate™	Stamped & Formed	16	18-20	13	Pin	Nickel
AT60-16-0644	AT/AHD-9/DuraMate™	Stamped & Formed	16	18-20	13	Pin	Gold
AT60-16-0822	AT/AHD-9, DuraMate™	Stamped & Formed	16	20-22	13	Pin	Nickel
AT60-16-0844	AT/AHD-9, DuraMate™	Stamped & Formed	16	20-22	13	Pin	Gold
AT62-14-0122	AT/AHD-9/DuraMate™	Stamped & Formed	16	14-16	13	Socket	Nickel
AT62-14-0144	AT/AHD-9/DuraMate™	Stamped & Formed	16	14-16	13	Socket	Gold
AT62-16-0122	AT/AHD-9/DuraMate™	Stamped & Formed	16	16-18	13	Socket	Nickel
AT62-16-0144	AT/AHD-9/DuraMate™	Stamped & Formed	16	16-18	13	Socket	Gold
AT62-16-0622	AT, AHD-9, DuraMate™	Stamped & Formed	16	18-20	13	Socket	Nickel
AT62-16-0644	AT, AHD-9, DuraMate™	Stamped & Formed	16	18-20	13	Socket	Gold
AT62-16-0822	AT, AHD-9	Stamped & Formed	16	20-22	13	Socket	Nickel
AT62-16-0844	AT, AHD-9	Stamped & Formed	16	20-22	13	Socket	Gold
AT60-20-0122	ATM/ DuraMate™	Stamped & Formed	20	16-22	7.5	Pin	Nickel
AT60-20-0144	ATM/ DuraMate™	Stamped & Formed	20	16-22	7.5	Pin	Gold
AT60-20-0222	ATM/DuraMate™	Stamped & Formed	20	16-22	7.5	Pin	Nickel
AT60-20-0244	ATM/ DuraMate™	Stamped & Formed	20	16-22	7.5	Pin	Gold
AT60-20-0277	ATM/DuraMate™	Stamped & Formed	20	16-22	7.5	Pin	Tin
AT62-20-0122	ATM/ DuraMate™	Stamped & Formed	20	16-22	7.5	Socket	Nickel
AT62-20-0144	ATM/ DuraMate™	Stamped & Formed	20	16-22	7.5	Socket	Gold
AT62-20-0222	ATM/ DuraMate™	Stamped & Formed	20	16-22	7.5	Socket	Nickel
AT62-20-0244	ATM/ DuraMate™	Stamped & Formed	20	16-22	7.5	Socket	Gold
AT62-20-0277	ATM/ DuraMate™	Stamped & Formed	20	16-22	7.5	Socket	Tin

**For more information, contact:** Customer Service, +1 800 394 7732, [csr@amphenol-sine.com](mailto:csr@amphenol-sine.com)



# AHD AHD Series™



## Product Enhancement Arrow Alignment System

Amphenol Sine Systems' AHD Series™ connectors have been enhanced to include the new **Arrow Alignment System** to provide 100% visual verification that the connectors are fully and properly mated. Users will now have two types of feedback to ensure the connector is mated properly; the current audible and tactile "click" of the coupling ring locking in place and now visual alignment of the arrows.

**Applications:** Heavy Duty, Transportation, Diagnostic, Military, Fire & Rescue, Agriculture



A A Series™ Family



Standard products. Custom solutions  
Customer Service +1 800 394 7732






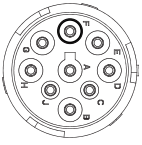
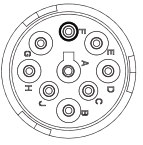
# What Type Are You?

## AHD Series™ J1939 Type 1 & 2 On-Vehicle Data Connectors

J1939 has become the accepted industry standard and the choice for vehicle diagnostic and data communication for commercial heavy-duty, off-highway, truck, bus, marine propulsion, power generation, industrial pumping, construction, and material handling machines. J1939 is a higher-layer protocol based on Controller Area Network (CAN). Adopted widely by the diesel engine industry, it provides diagnostic data such as vehicle engine speed, temperature, oil temperature, exhaust emissions, and other customizable options.



### What Are The Differences Between Type 1 and 2?

	Pin	
<b>Type 1 (Black)</b>		<b>Type 2 (Green)</b>
Ground	A	Ground
Battery	B	Battery
J1939 + 250kb	C	J1939 + 500kb
J1939 - 250kb	D	J1939 - 500kb
J1939 Shield	E	J1939 Shield
J1708+	F	J1708+ / J1939 + 250kb
J1708-	G	J1708- / J1939 - 250kb
OEM Specific	H	OEM Specific
OEM Specific	J	OEM Specific



**A** ASeries™ Family



Standard products. Custom solutions  
Customer Service +1 800 394 7732



## AHD Series J1939 Type 1 & 2

AHD Receptacles	Part Number	Type	Description
	AHD10-9-1939P	1	AHD Series, 9 Position, Receptacle, Type 1
	AHD10-9-1939PE	1	AHD Series, 9 Position, Receptacle, Reduce Seal, Type 1
	AHD17-9-1939PES	1	AHD Series, 9 Position, Receptacle, Jam Mount, Extended Shroud, Reduced Seal, Type 1
	AHD10-9-1939P-B022	1	AHD Series, 9 Position, Receptacle, Jam Mount, Type 1 *Available Q1 2018
	AHD10-9-1939PR-B022	1	AHD Series, 9 Position, Receptacle, Reduced Seal, Jam Mount, Type 1 *Available Q1 2018
	AHD14-9-1939P	1	AHD Series, 9 Position, Receptacle, In-Line, Type 1
	AHD10-9-1939P80	2	AHD Series, 9 Position, Receptacle, Type 2
	AHD10-9-1939P8R	2	AHD Series, 9 Position, Receptacle, Reduced Seal, Type 2
	AHD17-9-1939PES80	2	AHD Series, 9 Position, Receptacle, Jam Mount, Extended Shroud, Reduced Seal, Type 2
	AHD10-9-1939P-BP80	2	AHD Series, 9 Position, Receptacle, Jam Mount, Type 2 *Available Q1 2018
AHD10-9-1939PR-BP80	2	AHD Series, 9 Position, Receptacle, Reduced Seal, Jam Mount, Type 2 *Available Q1 2018	
AHD Plugs	Part Number	Type	Description
	AHD16-9-1939S	1	AHD Series, 9 Position, Plug, Locking Ring, Type 1
	AHD16-9-1939SE	1	AHD Series, 9 Position, Plug, Reduced Seal, Locking Ring, Type 1
	AHD17-9-1939S	1	AHD Series, 9 Position, Plug, Smooth Shell Diagnostic Grade, Type 1
	AHD16-9-1939S80	2	AHD Series, 9 Position, Plug, Locking Ring, Type 2
	AHD16-9-1939S8R	2	AHD Series, 9 Position, Plug, Reduced Seal, Locking Ring, Type 2
AHD Caps	Part Number	Type	Description
	AHDC-16-9-BLK	1	AHD Series, 9 Position, Receptacle, Cap, Black, Type 1
	AHDC-16-9-OBDBK	1	AHD Series, 9 Position, Receptacle, Cap, OBD Black, Type 1
	AHDC-16-9-OB DGN	2	AHD Series, 9 Position, Receptacle, Cap, OBD Green, Type 2
AHD Panel Nuts	Part Number	Type	Description
	AHD17-PN01	1	AHD Series, 9 Position, Panel Nut (used on the AHD17-9-1939PES/80), Black, Type 1
	AHD17-PN01-GRN	2	AHD Series, 9 Position, Panel Nut (used on the AHD17-9-1939PES80) Green, Type 2
	AHDP18-PN01	1	AHD Series, 9 Position, Panel Nut (used on the AHD10-9-1939P/R-BP80/B022), Black, Type 1
AHD Cap & Tether	Part Number	Type	Description
	AHDC169-T-OBDBK	1	AHD Series, 9 Position, Receptacle, Cap w/ Rubber Tether, OBD Black, Type 1
	AHDC169-T-OB DGN	2	AHD Series, 9 Position, Receptacle, Cap w/ Rubber Tether, OBD Green, Type 2
	AHDC169-T-BLK	1	AHD Series, 9 Position, Receptacle, Cap w/ Rubber Tether, Black, Type 1
	AHDC169-TMOBDBK	1	AHD Series, 9 Position, Receptacle, Cap w/ Metal Tether, OBD Black, Type 1
	AHDC169-TMOB DGN	2	AHD Series, 9 Position, Receptacle, Cap w/ Metal Tether, OBD Green, Type 2
	AHDC169-TMBLK	1	AHD Series, 9 Position, Receptacle, Cap w/ Metal Tether, Black, Type 1


**Important:** All images shown above are just a sampling of available AHD Series J1939 parts. For complete selection, refer to website.

**For more information, contact:** Customer Service, +1 800 394 7732, [csr@amphenol-sine.com](mailto:csr@amphenol-sine.com)



# ARMORIPX™ Family

## Sealed Enclosures




Amphenol Sine systems' **Armor IPX™ Family of Sealed Enclosures** provides superior protection for printed circuit boards and electronic control modules in harsh environments and off-road applications. Available in two (2) sizes, as well as three (3) different material types: Clear Thermoplastic, Black Thermoplastic or Ultem® (Transparent Amber). Simplified installation is accomplished via a rugged tandem through-hole design for ease of mounting and includes optional environmental venting. The **Armor IPX™** electrical interface is established with the compact **AT/ATM Header Systems** featuring optional keying and sealed 90° molded pins. The snap-in headers quickly and securely attach to the **Armor IPX™** enclosure and mate with standard **AT/ATM Series** plugs. **Armor IPX™ Sealed Enclosures** and **AT/ATM Header Systems** are compatible with industry standard EEC enclosures.

### Key Features

- Available in Standard and Large sizes
- Intermatable with industry standard connectors
- Optional header configurations
  - AT Series™ 12, 24, 36, 48 I/O (A, B, C & D Keying)
  - ATM Series™ 12, 24 I/O (A, B, C & D Keying)
- Rugged tandem through-hole design for ease of mounting
- Snap-in headers establish ease of interface with PCB
- Cross-hatch design increases venting protection
- Resistant to most fluids used in industrial applications



Single and Double AT/ATM Header Options



### Available Options

- **Custom/Blank Headers** - available to assist in establishing additional connector interface flexibility.
- **Vented Enclosures** - allow for atmospheric pressure differentials (+ or -), due to heat (sun load, board heat, etc.), which help alleviate seal leakage under extreme conditions. For environments requiring 'clean' venting, customers often purchase venting patches which keep out oils and moisture. (The circular flat area inside the enclosure is made to accommodate these patches.)

### Technical Specifications

Temperature Range	Clear Enclosure: -40°C to +120°C Black Enclosure: -55°C to +125°C Ultem® (Transparent Amber) Encl: -55°C to +125°C AT/ATM Headers: -55°C to +125°C
Temperature (Humidity)	320 Hr
Temperature (Life)	1000 Hr
UV Exposure	500 Hr
Max. Current (AMP)	13A (AT Headers); 7.5A (ATM Headers)
IP Ratings	IP67/69K (w/ Header Installed)
Contact Resistance	<6mΩ (AT Headers); <11mΩ (ATM Headers)
Insulation Resistance	>1000MΩ @ 25°C (AT/ATM Headers)
Current Cycling	500 Hour (AT/ATM Headers)

Material	Clear Enclosure: Natural Polycarbonate Black Enclosure: PA66 Ultem® (Transparent Amber) Enclosure: PEI AT/ATM Headers: PA46
Salt Fog	96 Hr
Vibration	10 to 2000Hz – 20g peak level – XYZ – 24 Hr
Shock	50g - 20 pulses
Pins	Copper Alloy w Tin or Gold Plating (AT™ Headers) Brass, Post Tin or Gold Plated (ATM™ Headers)
Sealing Material	Silicone Rubber (AT/ATM Headers)
RoHS	Compliant



### A Series™ Family



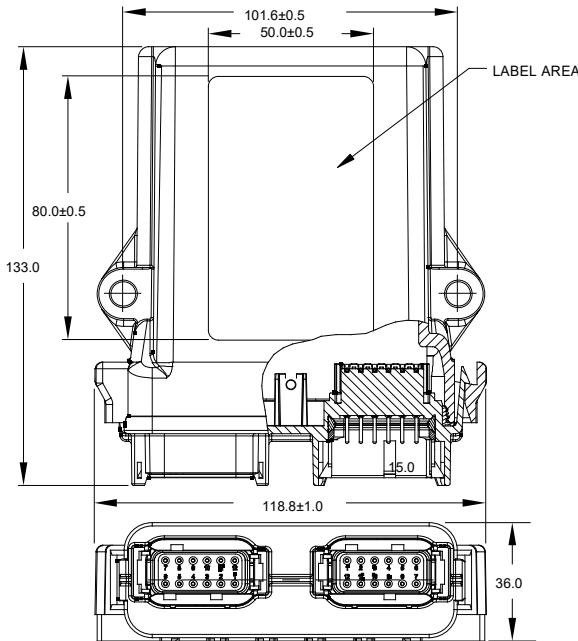
Standard products. Custom solutions  
Customer Service +1 800 394 7732



Armor IPX Series™ Enclosures & Headers

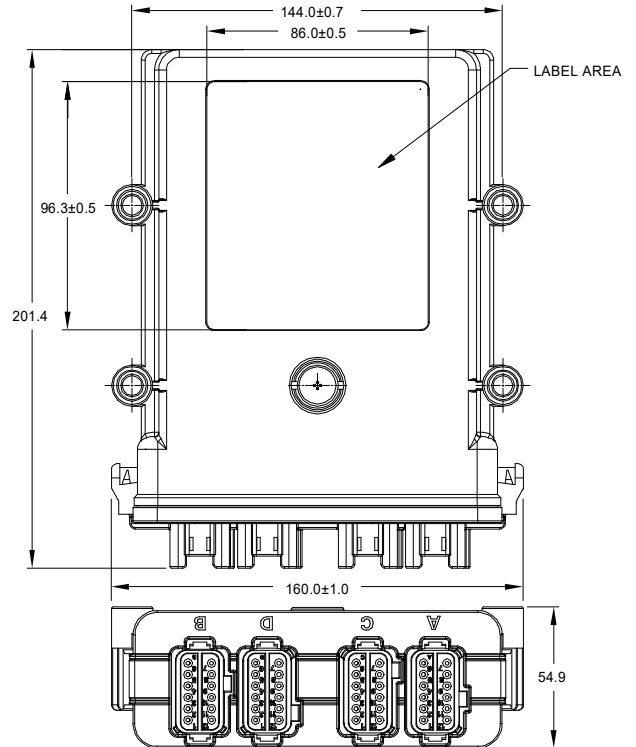
Image	Part Number	Description	Amp	Volt	
	AIPXE-325X4A-E017	Standard, Clear, Thermoplastic Enclosure, Vent Hole, Armor IPX™, Temp. Range: -40°C to +120°C	-	-	
	AIPXE-325X4B-E017	Standard, Clear, Thermoplastic Enclosure, w/out Vent Hole, Armor IPX™, Temp. Range: -40°C to +120°C	-	-	
	AIPXE-5X650A-E017	Large, Clear, Thermoplastic Enclosure, Vent Hole, Armor IPX™, Temp. Range: -40°C to +120°C	-	-	
	AIPXE-5X650B-E017	Large, Clear, Thermoplastic Enclosure, w/out Vent Hole, Armor IPX™, Temp. Range: -40°C to +120°C	-	-	
	AIPXE-325X4A	Standard, Black, Thermoplastic Enclosure, Vent Hole, Armor IPX™, Temp. Range: -55°C to +125°C	-	-	
	AIPXE-325X4B	Standard, Black, Thermoplastic Enclosure, w/out Vent Hole, Armor IPX™, Temp. Range: -55°C to +125°C	-	-	
	AIPXE-5X650A	Large, Black, Thermoplastic Enclosure, Vent Hole, Armor IPX™, Temp. Range: -55°C to +125°C	-	-	
	AIPXE-5X650B	Large, Black, Thermoplastic Enclosure, w/out Vent Hole, Armor IPX™, Temp. Range: -55°C to +125°C	-	-	
	AIPXE-325X4A-E016	Standard, Ultem® (Amber), Enclosure, Vent Hole, Armor IPX™, Temp. Range: -55°C to +125°C	-	-	
	AIPXE-325X4B-E016	Standard, Ultem® (Amber), Enclosure, w/out Vent Hole, Armor IPX™, Temp. Range: -55°C to +125°C	-	-	
		AT13-12PA-R015	Large, AT Header, Thermoplastic, Armor IPX™, 1x12 Position, Size 16, A Key - Tin Plating	13A	250V
		AT13-24PAB-BM03	Large, AT Header, Thermoplastic, Armor IPX™, 2x12 Position, Size 16, AB Key - Tin Plating	13A	250V
AT13-36PABC-BM03		Large, AT Header, Thermoplastic, Armor IPX™, 3x12 Position, Size 16, ABC Key - Tin Plating	13A	250V	
AT13-48PABCD-BM03		Large, AT Header, Thermoplastic, Armor IPX™, 4x12 Position, Size 16, ABCD Key - Tin Plating	13A	250V	
	AT13-12PA-GR02	Large, AT Header, Thermoplastic, Armor IPX™, 1x12 Position, Size 16, A Key - Gold Plating	13A	250V	
	AT13-24PAB-BM01	Large, AT Header, Thermoplastic, Armor IPX™, 2x12 Position, Size 16, AB Key - Gold Plating	13A	250V	
	AT13-36PABC-BM01	Large, AT Header, Thermoplastic, Armor IPX™, 3x12 Position, Size 16, ABC Key - Gold Plating	13A	250V	
	AT13-48PABCD-BM01	Large, AT Header, Thermoplastic, Armor IPX™, 4x12 Position, Size 16, ABCD Key - Gold Plating	13A	250V	
	ATM13-12PA-GR01	Standard, ATM Header, Thermoplastic, Armor IPX™, 1x12 Position, Size 20, A Key - Gold Plating	7.5A	250V	
	ATM13-12PB-GR01	Standard, ATM Header, Thermoplastic, Armor IPX™, 1x12 Position, Size 20, B Key - Gold Plating	7.5A	250V	
	ATM13-12PC-GR01	Standard, ATM Header, Thermoplastic, Armor IPX™, 1x12 Position, Size 20, C Key - Gold Plating	7.5A	250V	
	ATM13-12PD-GR01	Standard, ATM Header, Thermoplastic, Armor IPX™, 1x12 Position, Size 20, D Key - Gold Plating	7.5A	250V	
	ATM13-12PA-R008	Standard, ATM Header, Thermoplastic, Armor IPX™, 1x12 Position, Size 20, A Key - Tin Plating	7.5A	250V	
	ATM13-12PB-R008	Standard, ATM Header, Thermoplastic, Armor IPX™, 1x12 Position, Size 20, B Key - Tin Plating	7.5A	250V	
	ATM13-12PC-R008	Standard, ATM Header, Thermoplastic, Armor IPX™, 1x12 Position, Size 20, C Key - Tin Plating	7.5A	250V	
	ATM13-12PD-R008	Standard, ATM Header, Thermoplastic, Armor IPX™, 1x12 Position, Size 20, D Key - Tin Plating	7.5A	250V	
	ATM13-12PA-12PB-BM01	Standard, ATM Header, Thermoplastic, Armor IPX™, 2x12 Position, Size 20, A&B Key - Gold Plating	7.5A	250V	
	ATM13-12PA-12PC-BM01	Standard, ATM Header, Thermoplastic, Armor IPX™, 2x12 Position, Size 20, A&C Key - Gold Plating	7.5A	250V	
	ATM13-12PA-12PD-BM01	Standard, ATM Header, Thermoplastic, Armor IPX™, 2x12 Position, Size 20, A&D Key - Gold Plating	7.5A	250V	
	ATM13-12PB-12PC-BM01	Standard, ATM Header, Thermoplastic, Armor IPX™, 2x12 Position, Size 20, B&C Key - Gold Plating	7.5A	250V	
	ATM13-12PB-12PD-BM01	Standard, ATM Header, Thermoplastic, Armor IPX™, 2x12 Position, Size 20, B&D Key - Gold Plating	7.5A	250V	
	ATM13-12PC-12PD-BM01	Standard, ATM Header, Thermoplastic, Armor IPX™, 2x12 Position, Size 20, C&D Key - Gold Plating	7.5A	250V	
	ATM13-12PA-12PB-BM03	Standard, ATM Header, Thermoplastic, Armor IPX™, 2x12 Position, Size 20, A&B Key - Tin Plating	7.5A	250V	
	ATM13-12PA-12PC-BM03	Standard, ATM Header, Thermoplastic, Armor IPX™, 2x12 Position, Size 20, A&C Key - Tin Plating	7.5A	250V	
	ATM13-12PA-12PD-BM03	Standard, ATM Header, Thermoplastic, Armor IPX™, 2x12 Position, Size 20, A&D Key - Tin Plating	7.5A	250V	
	ATM13-12PB-12PC-BM03	Standard, ATM Header, Thermoplastic, Armor IPX™, 2x12 Position, Size 20, B&C Key - Tin Plating	7.5A	250V	
	ATM13-12PB-12PD-BM03	Standard, ATM Header, Thermoplastic, Armor IPX™, 2x12 Position, Size 20, B&D Key - Tin Plating	7.5A	250V	
	ATM13-12PC-12PD-BM03	Standard, ATM Header, Thermoplastic, Armor IPX™, 2x12 Position, Size 20, C&D Key - Tin Plating	7.5A	250V	
	AIPXE-325XBP-01	Standard, Black, Blank Header Plate, Thermoplastic, Armor IPX™	-	-	
	AIPXE-5X650BP-01	Large, Black, Blank Header Plate, Thermoplastic, Armor IPX™	-	-	

**Standard ArmorlPX™ Enclosure Dimensions (mm)**



ILLUSTRATIONS SHOWN FOR REFERENCE ONLY.  
SEE ACTUAL DATASHEET FOR SPECIFIC DIMENSIONS.

**Large ArmorlPX™ Enclosure Dimensions (mm)**

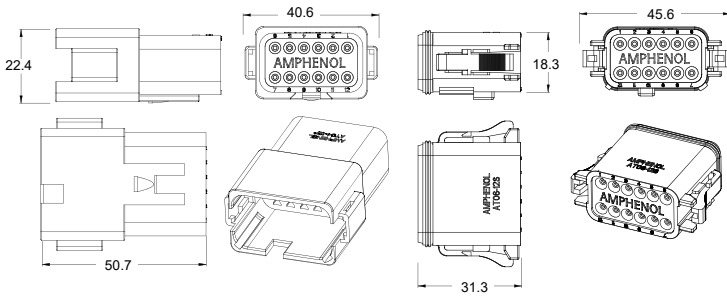


ILLUSTRATIONS SHOWN FOR REFERENCE ONLY.  
SEE ACTUAL DATASHEET FOR SPECIFIC DIMENSIONS.

**Standard AT Series™ Dimensions (mm)**

**Receptacle**

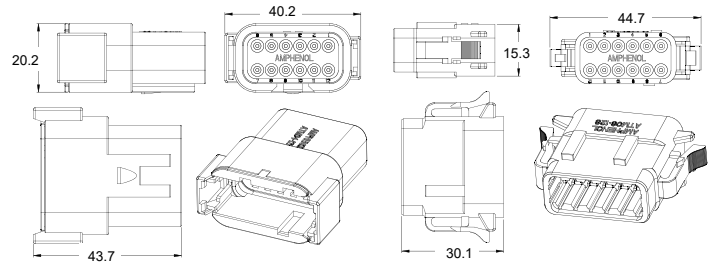
**Plug**



**Standard ATM Series™ Dimensions (mm)**

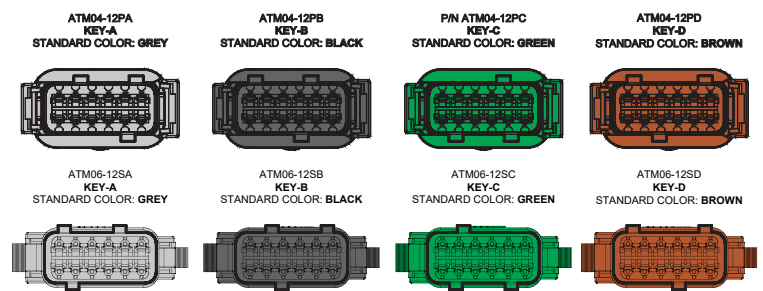
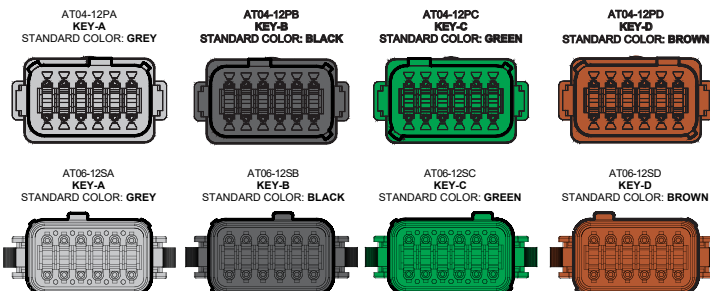
**Receptacle**

**Plug**



**Standard AT Series™ Keying Layouts**

**Standard ATM Series™ Keying Layouts**



**For more information, contact:** Customer Service, +1 800 394 7732, [csr@amphenol-sine.com](mailto:csr@amphenol-sine.com)

© 2019 Amphenol Sine Systems Corporation, 44274 Morley Drive, Clinton Township MI 48036 USA. [www.amphenol-sine.com](http://www.amphenol-sine.com). Customer Service +1 800 394 7732  
Every effort has been made to ensure that the information contained in this document is accurate at the time of publication. Specifications or information stated in this document are subject to change without notice.



# ARC ARC Series™

## Harsh Environment Rectangular Connectors

Available in 24, 40 and 70 position

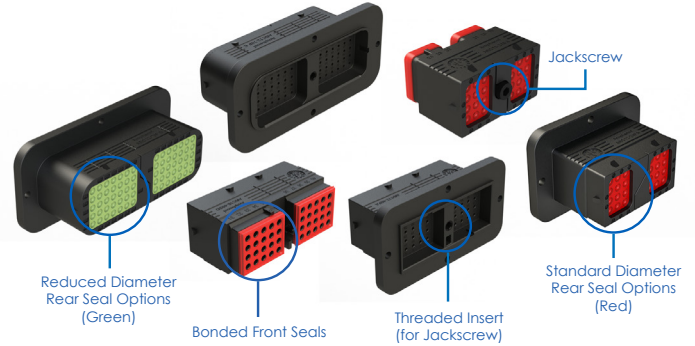
Amphenol Sine Systems **ARC Series™ Connectors** are a rugged, heavy-duty, environmentally-sealed, thermoplastic, rectangular connector series where high pin-counts are required in situations with controlled and/or uncontrolled environmental conditions. Amphenol Sine Systems **ARC Series™ Connectors** are currently available as In-Line Plugs and Flange Mount Receptacles.

All Plugs and Receptacles are IP68/69K rated (in mated condition)

### Key Features

- Accepts contact Size 16 (13A) / 14-20AWG
- Jackscrew w Threaded Insert for Mating
- Bonded Front Seals on Plugs
- Standard or Reduced Diameter Rear Seals
- Available in A, B, C and D Keying Options
- Compatible with existing standard products industry-wide
- Utilizes **A Series™** Contacts

**Applications:** Transportation, Heavy Equipment, Agricultural, Automotive, Off-Highway, Alternate Energy, Marine and other demanding interconnect architectures.



### Technical Specifications

Temperature Range	-55°C to +125°C
Max. Current (AMP)	13A
Voltage Rating (AC/DC)	250V
Contact Size	16
Wire AWG Range	14-20AWG
IP Rating	IP68 (1M of Water for 24 Hours), IP69K mated
Housing	Thermoplastic, Black
Sealing Material	Silicone Rubber
Threaded Insert/Jackscrew	Stainless Steel
Mating Cycle Durability	>100
Dielectric Value	Less than 2 mA current leakage @1500V AC

Insulation Resistance	1000 megohms minimum at 25°C
Vibration	No unlocking or unmating and exhibits no mechanical or physical damage after sinusoidal vibration levels of 20 G's at 10 to 2000 Hz in each of the three mutually perpendicular planes. No electrical discontinuities longer than 1 micro-second.
Durability	No electrical or mechanical defects after 100 cycles of engagement and disengagement
Thermal Shock	Subjected to 20 cycles at -55°C to +125°C with no cracking, chipping or other damage detrimental to the normal operation of the connector
RoHS	Compliant

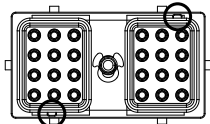


**A Series™ Family**

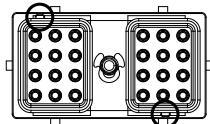


Standard products. Custom solutions  
Customer Service +1 800 394 7732

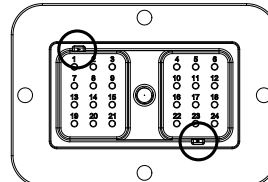
ARC Series™ 24 Position Plug and Receptacle - Keying Options (A, B, C and D)



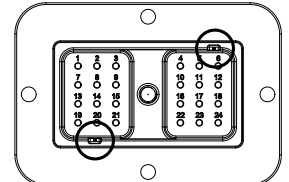
24 Pos Plug - Key A



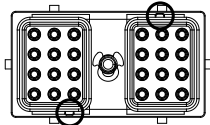
24 Pos Plug - Key B



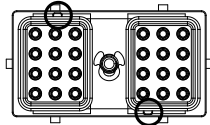
24 Pos Receptacle - Key A



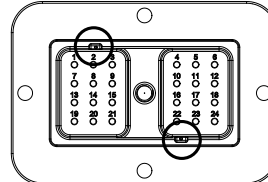
24 Pos Receptacle - Key B



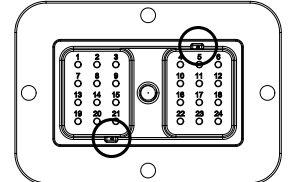
24 Pos Plug - Key C



24 Pos Plug - Key D

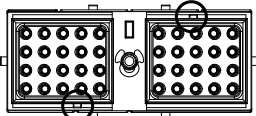


24 Pos Receptacle - Key C

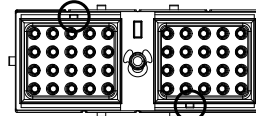


24 Pos Receptacle - Key D

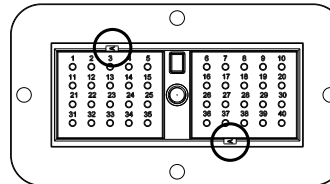
ARC Series™ 40 Position Plug & Receptacle - Keying Options (A, B, C and D)



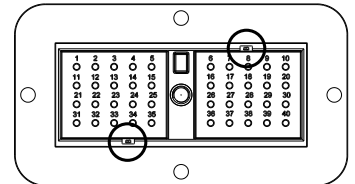
40 Pos Plug - Key A



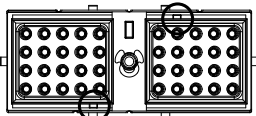
40 Pos Plug - Key B



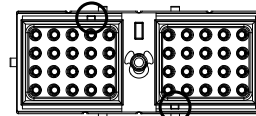
40 Pos Receptacle - Key A



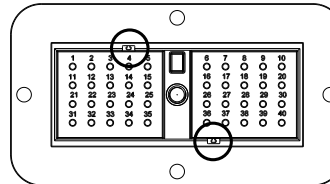
40 Pos Receptacle - Key B



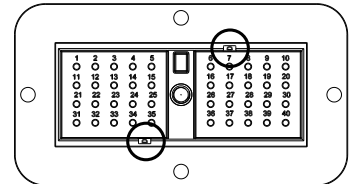
40 Pos Plug - Key C



40 Pos Plug - Key D

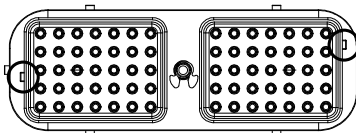


40 Pos Receptacle - Key C

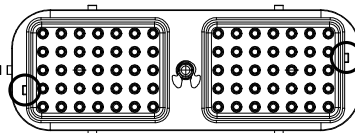


40 Pos Receptacle - Key D

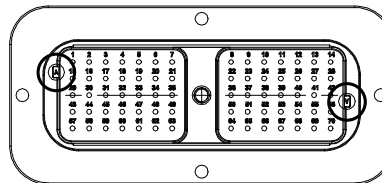
ARC Series™ 70 Position Plug & Receptacle - Keying Options (A, B, C and D)



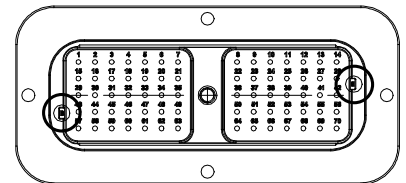
70 Pos Plug - Key A



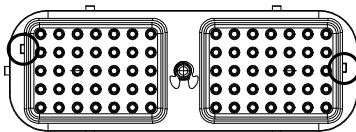
70 Pos Plug - Key B



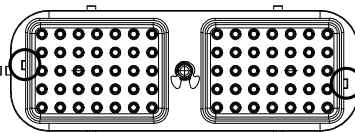
70 Pos Receptacle - Key A



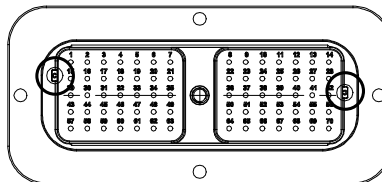
70 Pos Receptacle - Key B



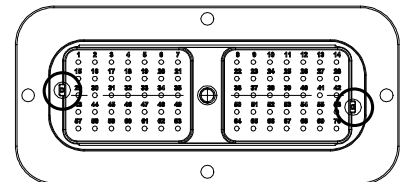
70 Pos Plug - Key C



70 Pos Plug - Key D





70 Pos Receptacle - Key C





70 Pos Receptacle - Key D





24 Position - ARC Series™ Plugs

Image	Part Number	Description	AWG	Amp
	ARC16-24SA-P013	24 Position, Plug, Socket, Size 16, ARC Series™, Jackscrew, Bonded Front Seal, Keyed A, Standard Diameter Rear Seal (Red), Black Body	14-20AWG (2.0-0.5mm <sup>2</sup> )	13A
	ARC16-24SB-P013	24 Position, Plug, Socket, Size 16, ARC Series™, Jackscrew, Bonded Front Seal, Keyed B, Standard Diameter Rear Seal (Red), Black Body	14-20AWG (2.0-0.5mm <sup>2</sup> )	13A
	ARC16-24SC-P013	24 Position, Plug, Socket, Size 16, ARC Series™, Jackscrew, Bonded Front Seal, Keyed C, Standard Diameter Rear Seal (Red), Black Body	14-20AWG (2.0-0.5mm <sup>2</sup> )	13A
	ARC16-24SD-P013	24 Position, Plug, Socket, Size 16, ARC Series™, Jackscrew, Bonded Front Seal, Keyed D, Standard Diameter Rear Seal (Red), Black Body	14-20AWG (2.0-0.5mm <sup>2</sup> )	13A
	ARC16-24SAR-P013	24 Position, Plug, Socket, Size 16, ARC Series™, Jackscrew, Bonded Front Seal, Keyed A, Reduced Diameter Rear Seal (Green), Black Body	14-20AWG (2.0-0.5mm <sup>2</sup> )	13A
	ARC16-24SBR-P013	24 Position, Plug, Socket, Size 16, ARC Series™, Jackscrew, Bonded Front Seal, Keyed B, Reduced Diameter Rear Seal (Green), Black Body	14-20AWG (2.0-0.5mm <sup>2</sup> )	13A
	ARC16-24SCR-P013	24 Position, Plug, Socket, Size 16, ARC Series™, Jackscrew, Bonded Front Seal, Keyed C, Reduced Diameter Rear Seal (Green), Black Body	14-20AWG (2.0-0.5mm <sup>2</sup> )	13A
	ARC16-24SDR-P013	24 Position, Plug, Socket, Size 16, ARC Series™, Jackscrew, Bonded Front Seal, Keyed D, Reduced Diameter Rear Seal (Green), Black Body	14-20AWG (2.0-0.5mm <sup>2</sup> )	13A

24 Position - ARC Series™ Receptacles



	ARC12-24PA	24 Position, Receptacle, Pin, Size 16, ARC Series™, Threaded Insert for Jackscrew, Keyed A, Flanged, Standard Diameter Rear Seal (Red), Black Body	14-20AWG (2.0-0.5mm <sup>2</sup> )	13A
	ARC12-24PB	24 Position, Receptacle, Pin, Size 16, ARC Series™, Threaded Insert for Jackscrew, Keyed B, Flanged, Standard Diameter Rear Seal (Red), Black Body	14-20AWG (2.0-0.5mm <sup>2</sup> )	13A
	ARC12-24PC	24 Position, Receptacle, Pin, Size 16, ARC Series™, Threaded Insert for Jackscrew, Keyed C, Flanged, Standard Diameter Rear Seal (Red), Black Body	14-20AWG (2.0-0.5mm <sup>2</sup> )	13A
	ARC12-24PD	24 Position, Receptacle, Pin, Size 16, ARC Series™, Threaded Insert for Jackscrew, Keyed D, Flanged, Standard Diameter Rear Seal (Red), Black Body	14-20AWG (2.0-0.5mm <sup>2</sup> )	13A
	ARC12-24PAR	24 Position, Receptacle, Pin, Size 16, ARC Series™, Threaded Insert for Jackscrew, Keyed A, Flanged, Reduced Diameter Rear Seal (Green), Black Body	14-20AWG (2.0-0.5mm <sup>2</sup> )	13A
	ARC12-24PBR	24 Position, Receptacle, Pin, Size 16, ARC Series™, Threaded Insert for Jackscrew, Keyed B, Flanged, Reduced Diameter Rear Seal (Green), Black Body	14-20AWG (2.0-0.5mm <sup>2</sup> )	13A
	ARC12-24PCR	24 Position, Receptacle, Pin, Size 16, ARC Series™, Threaded Insert for Jackscrew, Keyed C, Flanged, Reduced Diameter Rear Seal (Green), Black Body	14-20AWG (2.0-0.5mm <sup>2</sup> )	13A
	ARC12-24PDR	24 Position, Receptacle, Pin, Size 16, ARC Series™, Threaded Insert for Jackscrew, Keyed D, Flanged, Reduced Diameter Rear Seal (Green), Black Body	14-20AWG (2.0-0.5mm <sup>2</sup> )	13A

40 Position - ARC Series™ Plugs



	ARC18-40SA-P013	40 Position, Plug, Socket, Size 16, ARC Series™, Jackscrew, Bonded Front Seal, Keyed A, Standard Diameter Rear Seal (Red), Black Body	14-20AWG (2.0-0.5mm <sup>2</sup> )	13A
	ARC18-40SB-P013	40 Position, Plug, Socket, Size 16, ARC Series™, Jackscrew, Bonded Front Seal, Keyed B, Standard Diameter Rear Seal (Red), Black Body	14-20AWG (2.0-0.5mm <sup>2</sup> )	13A
	ARC18-40SC-P013	40 Position, Plug, Socket, Size 16, ARC Series™, Jackscrew, Bonded Front Seal, Keyed C, Standard Diameter Rear Seal (Red), Black Body	14-20AWG (2.0-0.5mm <sup>2</sup> )	13A
	ARC18-40SD-P013	40 Position, Plug, Socket, Size 16, ARC Series™, Jackscrew, Bonded Front Seal, Keyed D, Standard Diameter Rear Seal (Red), Black Body	14-20AWG (2.0-0.5mm <sup>2</sup> )	13A
	ARC18-40SAR-P013	40 Position, Plug, Socket, Size 16, ARC Series™, Jackscrew, Bonded Front Seal, Keyed A, Reduced Diameter Rear Seal (Green), Black Body	14-20AWG (2.0-0.5mm <sup>2</sup> )	13A
	ARC18-40SBR-P013	40 Position, Plug, Socket, Size 16, ARC Series™, Jackscrew, Bonded Front Seal, Keyed B, Reduced Diameter Rear Seal (Green), Black Body	14-20AWG (2.0-0.5mm <sup>2</sup> )	13A
	ARC18-40SCR-P013	40 Position, Plug, Socket, Size 16, ARC Series™, Jackscrew, Bonded Front Seal, Keyed C, Reduced Diameter Rear Seal (Green), Black Body	14-20AWG (2.0-0.5mm <sup>2</sup> )	13A
	ARC18-40SDR-P013	40 Position, Plug, Socket, Size 16, ARC Series™, Jackscrew, Bonded Front Seal, Keyed D, Reduced Diameter Rear Seal (Green), Black Body	14-20AWG (2.0-0.5mm <sup>2</sup> )	13A





40 Position - ARC Series™ Receptacles

Image	Part Number	Description	AWG	Amp
	ARC12-40PA	40 Position, Receptacle, Pin, Size 16, ARC Series™, Threaded Insert for Jack-screw, Keyed A, Flanged, Standard Diameter Rear Seal (Red), Black Body	14-20AWG (2.0-0.5mm <sup>2</sup> )	13A
	ARC12-40PB	40 Position, Receptacle, Pin, Size 16, ARC Series™, Threaded Insert for Jack-screw, Keyed B, Flanged, Standard Diameter Rear Seal (Red), Black Body	14-20AWG (2.0-0.5mm <sup>2</sup> )	13A
	ARC12-40PC	40 Position, Receptacle, Pin, Size 16, ARC Series™, Threaded Insert for Jack-screw, Keyed C, Flanged, Standard Diameter Rear Seal (Red), Black Body	14-20AWG (2.0-0.5mm <sup>2</sup> )	13A
	ARC12-40PD	40 Position, Receptacle, Pin, Size 16, ARC Series™, Threaded Insert for Jack-screw, Keyed D, Flanged, Standard Diameter Rear Seal (Red), Black Body	14-20AWG (2.0-0.5mm <sup>2</sup> )	13A
	ARC12-40PAR	40 Position, Receptacle, Pin, Size 16, ARC Series™, Threaded Insert for Jack-screw, Keyed A, Flanged, Reduced Diameter Rear Seal (Green), Black Body	14-20AWG (2.0-0.5mm <sup>2</sup> )	13A
	ARC12-40PBR	40 Position, Receptacle, Pin, Size 16, ARC Series™, Threaded Insert for Jack-screw, Keyed B, Flanged, Reduced Diameter Rear Seal (Green), Black Body	14-20AWG (2.0-0.5mm <sup>2</sup> )	13A
	ARC12-40PCR	40 Position, Receptacle, Pin, Size 16, ARC Series™, Threaded Insert for Jack-screw, Keyed C, Flanged, Reduced Diameter Rear Seal (Green), Black Body	14-20AWG (2.0-0.5mm <sup>2</sup> )	13A
	ARC12-40PDR	40 Position, Receptacle, Pin, Size 16, ARC Series™, Threaded Insert for Jack-screw, Keyed D, Flanged, Reduced Diameter Rear Seal (Green), Black Body	14-20AWG (2.0-0.5mm <sup>2</sup> )	13A

70 Position - ARC Series™ Plugs

	ARC16-70SA-P013	70 Position, Plug, Socket, Size 16, ARC Series™, Jackscrew, Bonded Front Seal, Keyed A, Standard Diameter Rear Seal (Red), Black Body	14-20AWG (2.0-0.5mm <sup>2</sup> )	13A
	ARC16-70SB-P013	70 Position, Plug, Socket, Size 16, ARC Series™, Jackscrew, Bonded Front Seal, Keyed B, Standard Diameter Rear Seal (Red), Black Body	14-20AWG (2.0-0.5mm <sup>2</sup> )	13A
	ARC16-70SC-P013	70 Position, Plug, Socket, Size 16, ARC Series™, Jackscrew, Bonded Front Seal, Keyed C, Standard Diameter Rear Seal (Red), Black Body	14-20AWG (2.0-0.5mm <sup>2</sup> )	13A
	ARC16-70SD-P013	70 Position, Plug, Socket, Size 16, ARC Series™, Jackscrew, Bonded Front Seal, Keyed D, Standard Diameter Rear Seal (Red), Black Body	14-20AWG (2.0-0.5mm <sup>2</sup> )	13A
	ARC16-70SAR-P013	70 Position, Plug, Socket, Size 16, ARC Series™, Jackscrew, Bonded Front Seal, Keyed A, Reduced Diameter Rear Seal (Green), Black Body	14-20AWG (2.0-0.5mm <sup>2</sup> )	13A
	ARC16-70SBR-P013	70 Position, Plug, Socket, Size 16, ARC Series™, Jackscrew, Bonded Front Seal, Keyed B, Reduced Diameter Rear Seal (Green), Black Body	14-20AWG (2.0-0.5mm <sup>2</sup> )	13A
	ARC16-70SCR-P013	70 Position, Plug, Socket, Size 16, ARC Series™, Jackscrew, Bonded Front Seal, Keyed C, Reduced Diameter Rear Seal (Green), Black Body	14-20AWG (2.0-0.5mm <sup>2</sup> )	13A
	ARC16-70SDR-P013	70 Position, Plug, Socket, Size 16, ARC Series™, Jackscrew, Bonded Front Seal, Keyed D, Reduced Diameter Rear Seal (Green), Black Body	14-20AWG (2.0-0.5mm <sup>2</sup> )	13A

70 Position - ARC Series™ Receptacles

	ARC12-70PA	70 Position, Receptacle, Pin, Size 16, ARC Series™, Threaded Insert for Jack-screw, Keyed A, Flanged, Standard Diameter Rear Seal (Red), Black Body	14-20AWG (2.0-0.5mm <sup>2</sup> )	13A
	ARC12-70PB	70 Position, Receptacle, Pin, Size 16, ARC Series™, Threaded Insert for Jack-screw, Keyed B, Flanged, Standard Diameter Rear Seal (Red), Black Body	14-20AWG (2.0-0.5mm <sup>2</sup> )	13A
	ARC12-70PC	70 Position, Receptacle, Pin, Size 16, ARC Series™, Threaded Insert for Jack-screw, Keyed C, Flanged, Standard Diameter Rear Seal (Red), Black Body	14-20AWG (2.0-0.5mm <sup>2</sup> )	13A
	ARC12-70PD	70 Position, Receptacle, Pin, Size 16, ARC Series™, Threaded Insert for Jack-screw, Keyed D, Flanged, Standard Diameter Rear Seal (Red), Black Body	14-20AWG (2.0-0.5mm <sup>2</sup> )	13A
	ARC12-70PAR	70 Position, Receptacle, Pin, Size 16, ARC Series™, Threaded Insert for Jack-screw, Keyed A, Flanged, Reduced Diameter Rear Seal (Green), Black Body	14-20AWG (2.0-0.5mm <sup>2</sup> )	13A
	ARC12-70PBR	70 Position, Receptacle, Pin, Size 16, ARC Series™, Threaded Insert for Jack-screw, Keyed B, Flanged, Reduced Diameter Rear Seal (Green), Black Body	14-20AWG (2.0-0.5mm <sup>2</sup> )	13A
	ARC12-70PCR	70 Position, Receptacle, Pin, Size 16, ARC Series™, Threaded Insert for Jack-screw, Keyed C, Flanged, Reduced Diameter Rear Seal (Green), Black Body	14-20AWG (2.0-0.5mm <sup>2</sup> )	13A
	ARC12-70PDR	70 Position, Receptacle, Pin, Size 16, ARC Series™, Threaded Insert for Jack-screw, Keyed D, Flanged, Reduced Diameter Rear Seal (Green), Black Body	14-20AWG (2.0-0.5mm <sup>2</sup> )	13A

ARC Series™ Accessories


Image	Part Number	Description	AWG	Amp
	ARC24-BT	24 Position, Boot, Black (For use on both Plug and Receptacle)	-	-
	ARC24-GKT	24 Position Gasket, Receptacle, Black	-	-
	ARC40-BT	40 Position, Boot, Black (For use on both Plug and Receptacle)	-	-
	ARC40-BT-RA	40 Position, 90 Degree Boot, Black (For use on both Plug and Receptacle)	-	-
	ARC40-GKT	40 Position Gasket, Receptacle, Black	-	-
	ARC70-BT	70 Position, Boot, ARC Series, Black Body (For use on both Plug and Receptacle)	-	-
	ARC70-GKT	70 Position, Gasket, Receptacle, ARC Series, Black Body	-	-
	A114017	Sealing Plugs, Size 16, White	-	-

**For more information, contact:** Customer Service, +1 800 394 7732, [csr@amphenol-sine.com](mailto:csr@amphenol-sine.com)

© 2021 Amphenol Sine Systems Corporation, 44274 Morley Drive, Clinton Township MI 48036 USA. [www.amphenol-sine.com](http://www.amphenol-sine.com). Customer Service +1 800 394 7732 Every effort has been made to ensure that the information contained in this document is accurate at the time of publication. Specifications or information stated in this document are subject to change without notice.



# AT Series™



## Heavy-Duty, Multi-Pin, 13A, Thermoplastic Connectors

Available in 2, 3, 4, 6, 8, 12, 13 (Mixed), 15 (Mixed) and 18 position

Amphenol Sine Systems' **AT Series™** connectors are a high-performance, IP68/69K rated (mated), thermoplastic, cost-effective solution with superior environmental seals and seal retention capabilities. The connector design incorporates an integral latching system that ensures a definitive electrical and mechanical connection. All of our **AT Series™** connectors offer a wide range of end caps and strain relief options and have been developed to be compatible with all other existing standard products industry-wide. Available in **BoardLock™**, **HYPERBUSS™**, **LED**, **PanelMate™** and **StructurePlus™** options.



### Key Features

- Thermoplastic housing with excellent UV resistance
- Wedgelocks ensure proper contact alignment & retention
- Integrated latch for mating ensures a secure connection
- Superior front and rear environmental seals and seal retention
- Compatible with existing standard products industry-wide
- Wide range of end caps and strain relief options

**Applications:** Heavy Duty, Transportation, Marine, Diagnostic, Alternative Energy, Agricultural and other demanding interconnect architectures.

### Specifications Overview (Reference Individual Datasheets)

Operating Temperature	-55°C to +125°C
Max Current Rating (Amp)	2, 3, 4, 6, 8, 12 pos: 13A (Size 16) 13, 15 pos: Mixed 25A (Size 12), 13A (Size 16) 18 pos: 13A (Size 16)
Mating Cycles	>100
IP Rating	IP68/69K (in mated condition)
Wire Range	2, 3, 4, 6, 8, 12 pos: 14-20AWG (Size 16) 13, 15 pos: Mixed 10-14AWG (Size 12), 14-20AWG (Size 16) 18 pos: 14-20AWG (Size 16)
Contacts	Machined and Stamped & Formed Copper-Alloy, Nickel-Plated, Gold-Plating optional
Housing/Latch Material	Thermoplastic/Integrated latch for mating
Sealing Material	Silicone Rubber
Dielectric Withstanding Voltage	Less than 2 mA current leakage @ 1500V AC

Insulation Resistance	1000 megohms minimum at 25°C
Shock	No latch disengagement or discontinuity shall be the result when subjected to 50 g's in each of three axis (X, Y & Z)
Vibration	Continued continuity without degradation to mechanical or physical attributes following vibration. (Max acceleration 20 g's at Sine sweep of 10-2000Hz)
Connector Terminal Retention	When subjected to a direct pull, contacts achieve a minimum pull-out force of 25 lbs.
Connector Retention	A mated connector subjected to a pulling force by the exiting wire bundle at 25 lbs. times the number of contacts to a maximum of 100 lbs. applying load for 30 seconds
Thermal Shock	Subjected to 10 cycles at -55°C to +125°C with no cracking, chipping or other damage detrimental to the normal operation of the connector

### Custom Color Options











### A Series™ Family







Standard products. Custom solutions  
Customer Service +1 800 394 7732

Related Items-Product Lines

 <p><b>BL BoardLock™</b></p> <p>BoardLock™ connectors combine flanged or flangeless, 180° straight or 90° right angle pin-oriented, wire-to-board versatility with the proven reliability of the A Series™ environmentally-sealed, thermoplastic, connection system.</p>	 <p><b>HB HYPERBUSS™</b></p> <p>HYPERBUSS™ connectors are a high-performance, cost-effective solutions used in a variety of interconnect applications where a common "bussed" electrical pathway is required. They contain superior environmental seals and seal retention capabilities.</p>
 <p><b>PM PanelMate™</b></p> <p>PanelMate™ connectors combine flange-mounting options with the proven reliability of the AT, ATP and ATHD Series™ environmentally-sealed, thermoplastic connection systems.</p>	 <p><b>SP Structure+™</b></p> <p>StructurePlus™ overmold-compatible connectors are engineered, one-piece, solid body connectors that are specifically designed for cable assembly operations requiring custom molding or shrink tube requirements.</p>
 <p><b>AT ATSeries™ SR01/02</b></p> <p>AT SR01/02 Series™ specifically designed wire cavities protect each individual wire seal, eliminating stress on the rear seal, maintaining IP68/69K sealing performance regardless of wire bundle direction or improper installation.</p>	 <p><b>AT ATSeries™ LED</b></p> <p>AT Series™ LED (Light Emitting Diode) Plug Connectors, available in a 12V and/or 24V LED plug option, are a highly-visible, field-serviceable, cost-effective solution for quick visual verification of power to help reduce troubleshooting time.</p>
 <p><b>ARMORIPX™</b></p> <p>Armor IPX™ Sealed Enclosures provide superior protection for printed circuit boards and electronic control modules in harsh environments and off-road applications.</p>	 <p><b>AT Integrated Resistors&amp;Diodes™</b></p> <p>AT Series™ Integrated Resistors &amp; Diodes for ideal for Heavy Duty applications where environmentally-sealed, factory-assembled, plug-and-play connectors are needed.</p>

Related Items-Accessories

 <p><b>A ASeries™ Boots</b></p> <p>A Series™ Boots provide an optional protective backshell covering for harsh environmental and industrial applications in -28°C to +100°C conditions. For use with AT, ATM and ATP Series™ connectors that do not include an endcap or shrinkboot strain relief.</p>	 <p><b>A ASeries™ Caps</b></p> <p>A Series™ Caps are a low-cost alternative to using standard connectors with sealing plugs and provide an optional protective covering for harsh environmental and industrial applications. All caps are IP68 rated (1M of Water for 24 Hrs).</p>
 <p><b>A ASeries™ Clips</b></p> <p>A Series™ Clips provide an optional method for mounting AT, ATM, ATP, and ATHD Series receptacles to our plug connectors, and are available in stainless steel, steel with zinc-plating, and plastic.</p>	 <p><b>A ASeries™ Colors</b></p> <p>Our A Series™ connectors come in a variety of color modifications for your specific needs. Colors are often used to help differentiate between keying options, but we also offer color modifications across a large number of our A Series™ product lines for your specific project needs.</p>

**For more information, contact:** Customer Service, +1 800 394 7732, [csr@amphenol-sine.com](mailto:csr@amphenol-sine.com)

© 2021 Amphenol Sine Systems Corporation, 44724 Morley Drive, Clinton Township MI 48036 USA. [www.amphenol-sine.com](http://www.amphenol-sine.com). Customer Service +1 800 394 7732 Every effort has been made to ensure that the information contained in this document is accurate at the time of publication. Specifications or information stated in this document are subject to change without notice.





# AT ATSeries™ 15 Pos

## Heavy-Duty, Multi-Pin, 13A/25A (Mixed) Thermoplastic Connectors

13 x Size 16 Contacts / 2 x Size 12 Contacts - Mixed Configuration



Amphenol Sine Systems' **AT Series™** connectors are a high-performance, IP68/69K rated (mated), thermoplastic, cost-effective solution with superior environmental seals and seal retention capabilities available in 2, 3, 4, 6, 8, 12, 13 (Mixed), 15 (Mixed) and 18 position. The connector design incorporates an integral latching system that ensures a definitive electrical and mechanical connection. All of our **AT Series™** connectors offer a wide range of end caps and strain relief options and have been developed to be compatible with all other existing standard products industry-wide.

### Keyed Features

- Optional Keying configurations A, B, C, D and E (color-specified)
- Plug and receptacle housings are pre-assembled with internal rear seals and covers
- Superior front and rear environmental seals and seal retention capabilities provide a multi-sealing perimeter against environmental ingress

**Applications:** Heavy Duty, Transportation, Marine, Diagnostic, Alternative Energy, Agricultural and other demanding interconnect architectures.

Operating Temperature	-55°C to +125°C
Max Current Rating (Amperage)	25A (Size 12), 13A (Size 16)
Mating Cycle Durability	>100
IP Rating	IP68/69K (in mated condition)
Wire Range	10-14AWG (Size 12) & 14-20AWG (Size 16) contacts
Contacts	Available in Machined and Stamped & Formed; Copper Alloy, Nickel-Plated, Gold plating optional
Housing/Latch Material	Thermoplastic/Integrated latch for mating
Sealing Material	Silicone Rubber
Dielectric Withstanding Voltage	Less than 2 milliamps current leakage @ 1500V AC
Insulation Resistance	1000 megohms minimum at 25°C
Shock	No latch disengagement or discontinuity shall be the result when subjected to 50 g's in each of three axis (X, Y & Z)
Vibration	Continued continuity without degradation to mechanical or physical attributes following vibration. (Max acceleration 20 g's at Sine sweep of 10-2000Hz)
Connector Terminal Retention	When subjected to a direct pull, contacts achieve a minimum pull-out force of 25 lbs.
Connector Retention	A mated connector subjected to a pulling force by the exiting wire bundle at 25 lbs. times the number of contacts to a maximum of 100 lbs. applying load for 30 seconds
Thermal Shock	Subjected to 10 cycles at -55°C to +125°C with no cracking, chipping or other damage detrimental to the normal operation of the connector












**A** ASeries™ Family








Standard products. Custom solutions  
Customer Service +1 800 394 7732







15 Position - AT Series™ Plugs

Image	Part Number	Description	Size	Amp
	AT16-15SA-K003	15 Position (2 x Size 12 / 13 x Size 16 Contacts), Plug, Socket, AT Series™, Keyed A, End Cap, Reduced Diameter Rear Seal (Green), Black Body (No Add'l Wedgelock Required)	12, 16	25A (Size 12) 13A (Size 16)
	AT16-15SB-K003	15 Position (2 x Size 12 / 13 x Size 16 Contacts), Plug, Socket, AT Series™, Keyed B, End Cap, Reduced Diameter Rear Seal (Green), Black Body (No Add'l Wedgelock Required)	12, 16	25A (Size 12) 13A (Size 16)
	AT16-15SC-K003	15 Position (2 x Size 12 / 13 x Size 16 Contacts), Plug, Socket, AT Series™, Keyed C, End Cap, Reduced Diameter Rear Seal (Green), Black Body (No Add'l Wedgelock Required)	12, 16	25A (Size 12) 13A (Size 16)
	AT16-15SD-K003	15 Position (2 x Size 12 / 13 x Size 16 Contacts), Plug, Socket, AT Series™, Keyed D, End Cap, Reduced Diameter Rear Seal (Green), Black Body (No Add'l Wedgelock Required)	12, 16	25A (Size 12) 13A (Size 16)
	AT16-15SE-K003	15 Position (2 x Size 12 / 13 x Size 16 Contacts), Plug, Socket, AT Series™, Keyed E, End Cap, Reduced Diameter Rear Seal (Green), Black Body (No Add'l Wedgelock Required)	12, 16	25A (Size 12) 13A (Size 16)
	AT16-15SA-EK02	15 Position (2 x Size 12 / 13 x Size 16 Contacts), Plug, Socket, AT Series™, Keyed A, End Cap, Reduced Diameter Rear Seal (Green), Gray Body (No Add'l Wedgelock Required)	12, 16	25A (Size 12) 13A (Size 16)
	AT16-15SC-EK02	15 Position (2 x Size 12 / 13 x Size 16 Contacts), Plug, Socket, AT Series™, Keyed C, End Cap, Reduced Diameter Rear Seal (Green), Green Body (No Add'l Wedgelock Required)	12, 16	25A (Size 12) 13A (Size 16)
	AT16-15SD-EK02	15 Position (2 x Size 12 / 13 x Size 16 Contacts), Plug, Socket, AT Series™, Keyed D, End Cap, Reduced Diameter Rear Seal (Green), Brown Body (No Add'l Wedgelock Required)	12, 16	25A (Size 12) 13A (Size 16)
	AT16-15SE-EK02	15 Position (2 x Size 12 / 13 x Size 16 Contacts), Plug, Socket, AT Series™, Keyed E, End Cap, Reduced Diameter Rear Seal (Green), Gray Body (No Add'l Wedgelock Required)	12, 16	25A (Size 12) 13A (Size 16)





15 Position - AT Series™ Receptacles

	AT16-15PA-K003	15 Position (2 x Size 12 / 13 x Size 16 Contacts), Receptacle, Pin, AT Series™, Keyed A, End Cap, Reduced Diameter Rear Seal (Green), Black Body (No Add'l Wedgelock Required)	12, 16	25A (Size 12) 13A (Size 16)
	AT16-15PB-K003	15 Position (2 x Size 12 / 13 x Size 16 Contacts), Receptacle, Pin, AT Series™, Keyed B, End Cap, Reduced Diameter Rear Seal (Green), Black Body (No Add'l Wedgelock Required)	12, 16	25A (Size 12) 13A (Size 16)
	AT16-15PC-K003	15 Position (2 x Size 12 / 13 x Size 16 Contacts), Receptacle, Pin, AT Series™, Keyed C, End Cap, Reduced Diameter Rear Seal (Green), Black Body (No Add'l Wedgelock Required)	12, 16	25A (Size 12) 13A (Size 16)
	AT16-15PD-K003	15 Position (2 x Size 12 / 13 x Size 16 Contacts), Receptacle, Pin, AT Series™, Keyed D, End Cap, Reduced Diameter Rear Seal (Green), Black Body (No Add'l Wedgelock Required)	12, 16	25A (Size 12) 13A (Size 16)
	AT16-15PE-K003	15 Position (2 x Size 12 / 13 x Size 16 Contacts), Receptacle, Pin, AT Series™, Keyed E, End Cap, Reduced Diameter Rear Seal (Green), Black Body (No Add'l Wedgelock Required)	12, 16	25A (Size 12) 13A (Size 16)

15 Position - **AT Series™** Receptacles, cont.

Image	Part Number	Description	Size	Amp
	AT16-15PA-EK02	15 Position (2 x Size 12 / 13 x Size 16 Contacts), Receptacle, Pin, AT Series™, Keyed A, End Cap, Reduced Diameter Rear Seal (Green), Gray Body (No Add'l Wedgelock Required)	12, 16	25A (Size 12) 13A (Size 16)
	AT16-15PC-EK02	15 Position (2 x Size 12 / 13 x Size 16 Contacts), Receptacle, Pin, AT Series™, Keyed C, End Cap, Reduced Diameter Rear Seal (Green), Green Body (No Add'l Wedgelock Required)	12, 16	25A (Size 12) 13A (Size 16)
	AT16-15PD-EK02	15 Position (2 x Size 12 / 13 x Size 16 Contacts), Receptacle, Pin, AT Series™, Keyed D, End Cap, Reduced Diameter Rear Seal (Green), Brown Body (No Add'l Wedgelock Required)	12, 16	25A (Size 12) 13A (Size 16)
	AT16-15PE-EK02	15 Position (2 x Size 12 / 13 x Size 16 Contacts), Receptacle, Pin, AT Series™, Keyed E, End Cap, Reduced Diameter Rear Seal (Green), Gray Body (No Add'l Wedgelock Required)	12, 16	25A (Size 12) 13A (Size 16)

15 Position - **AT Series™** Accessories

	AT16-1518S-CAP	Protective Cover for 12, 15, 18 Position Plugs, Black Body	-	-
	ATBS-PS-1805	Backshell for 15 & 18 Position, AT Series™, Black Body	-	-
	AT11-337-1205	Contact Removal Tool, Plastic, Size 12	-	-
	AT11-310-1605	Contact Removal Tool, Plastic, Size 16	-	-

**For more information, contact:** Customer Service, +1 800 394 7732, [csr@amphenol-sine.com](mailto:csr@amphenol-sine.com)

© 2021 Amphenol Sine Systems Corporation, 44724 Morley Drive, Clinton Township MI 48036 USA. [www.amphenol-sine.com](http://www.amphenol-sine.com). Customer Service +1 800 394 7732 Every effort has been made to ensure that the information contained in this document is accurate at the time of publication. Specifications or information stated in this document are subject to change without notice.



# AT ATSeries™ 18 Pos

Heavy-Duty, Multi-Pin, 13A, Thermoplastic Connectors



## 18 x Size 16 Contacts Configuration

Amphenol Sine Systems' **AT Series™** connectors are a high-performance, IP68/69K rated (mated), thermoplastic, cost-effective solution with superior environmental seals and seal retention capabilities available in 2, 3, 4, 6, 8, 12, 13 (Mixed), 15 (Mixed) and 18 position. The connector design incorporates an integral latching system that ensures a definitive electrical and mechanical connection. All of our **AT Series™** connectors offer a wide range of end caps and strain relief options and have been developed to be compatible with all other existing standard products industry-wide. The 18 Position is available in a **PanelMate™** option.

### Key Features

- Optional keying A, B, C, D and E (color-specified)
- Optional **SR02 Strain Relief** protects each wire cavity to maximize sealing integrity
- Plug and receptacle housings are pre-assembled with internal rear seals and covers
- Superior front and rear environmental seals and seal retention capabilities provide a multi-sealing perimeter against environmental ingress

**Applications:** Heavy Duty, Transportation, Marine, Diagnostic, Alternative Energy, Agricultural and other demanding interconnect architectures.
















Operating Temperature	-55°C to +125°C
Max Current Rating (Amperage)	13A
Mating Cycle Durability	>100
IP Rating	IP68/69K (in mated condition)
Wire Range	Size 16 (14-20AWG) contacts
Contacts	Available in Machined and Stamped & Formed; Copper Alloy, Nickel-Plated, Gold plating optional
Housing/Latch Material	Thermoplastic/Integrated latch for mating
Sealing Material	Silicone Rubber
Dielectric Withstanding Voltage	Less than 2 milliamps current leakage @ 1500V AC
Insulation Resistance	1000 megohms minimum at 25°C
Shock	No latch disengagement or discontinuity shall be the result when subjected to 50 g's in each of three axis (X, Y & Z)
Vibration	Continued continuity without degradation to mechanical or physical attributes following vibration. (Max acceleration 20 g's at Sine sweep of 10-2000Hz)
Connector Terminal Retention	When subjected to a direct pull, contacts achieve a minimum pull-out force of 25 lbs.
Connector Retention	A mated connector subjected to a pulling force by the exiting wire bundle at 25 lbs. times the number of contacts to a maximum of 100 lbs. applying load for 30 seconds
Thermal Shock	Subjected to 10 cycles at -55°C to +125°C with no cracking, chipping or other damage detrimental to the normal operation of the connector

**A ASeries™ Family**






Standard products. Custom solutions  
Customer Service +1 800 394 7732

18 Position - AT Series™ Plugs

Image	Part Number	Description	Size	Amp
	AT16-18SA-K004	18 Position, Plug, Socket, AT Series™, Reduced Diameter Rear Seal (Green), End Cap, Key A, Black Body (No Add'l Wedgelock Required)	16	13A
	AT16-18SB-K004	18 Position, Plug, Socket, AT Series™, Reduced Diameter Rear Seal (Green), End Cap, Key B, Black Body (No Add'l Wedgelock Required)	16	13A
	AT16-18SC-K004	18 Position, Plug, Socket, AT Series™, Reduced Diameter Rear Seal (Green), End Cap, Key C, Black Body (No Add'l Wedgelock Required)	16	13A
	AT16-18SD-K004	18 Position, Plug, Socket, AT Series™, Reduced Diameter Rear Seal (Green), End Cap, Key D, Black Body (No Add'l Wedgelock Required)	16	13A
	AT16-18SE-K004	18 Position, Plug, Socket, AT Series™, Reduced Diameter Rear Seal (Green), End Cap, Key E, Black Body (No Add'l Wedgelock Required)	16	13A
	AT16-18SA-EK02	18 Position, Plug, Socket, AT Series™, Reduced Diameter Rear Seal (Green), End Cap, Key A, Gray Body (No Add'l Wedgelock Required)	16	13A
	AT16-18SC-EK02	18 Position, Plug, Socket, AT Series™, Reduced Diameter Rear Seal (Green), End Cap, Key C, Green Body (No Add'l Wedgelock Required)	16	13A
	AT16-18SD-EK02	18 Position, Plug, Socket, AT Series™, Reduced Diameter Rear Seal (Green), End Cap, Key D, Brown Body (No Add'l Wedgelock Required)	16	13A
	AT16-18SE-EK02	18 Position, Plug, Socket, AT Series™, Reduced Diameter Rear Seal (Green), End Cap, Key E, Gray Body (No Add'l Wedgelock Required)	16	13A
	AT16-18SA-SR02	18 Position, Plug, Socket, AT Series™, Reduced Diameter Rear Seal (Green), SR02 Strain Relief, Key A, Black Body (No Add'l Wedgelock Required)	16	13A
	AT16-18SB-SR02	18 Position, Plug, Socket, AT Series™, Reduced Diameter Rear Seal (Green), SR02 Strain Relief, Key B, Black Body (No Add'l Wedgelock Required)	16	13A
	AT16-18SC-SR02	18 Position, Plug, Socket, AT Series™, Reduced Diameter Rear Seal (Green), SR02 Strain Relief, Key C, Black Body (No Add'l Wedgelock Required)	16	13A
	AT16-18SD-SR02	18 Position, Plug, Socket, AT Series™, Reduced Diameter Rear Seal (Green), SR02 Strain Relief, Key D, Black Body (No Add'l Wedgelock Required)	16	13A
	AT16-18SE-SR02	18 Position, Plug, Socket, AT Series™, Reduced Diameter Rear Seal (Green), SR02 Strain Relief, Key E, Black Body (No Add'l Wedgelock Required)	16	13A
	AT16-18SA-EKSR02	18 Position, Plug, Socket, AT Series™, Reduced Diameter Rear Seal (Green), SR02 Strain Relief, Key A, Grey Body (No Add'l Wedgelock Required)	16	13A

## 18 Position - AT Series™ Plugs, cont.







Image	Part Number	Description	Size	Amp
	AT16-18SC-EKSR02	18 Position, Plug, Socket, AT Series™, Reduced Diameter Rear Seal (Green), SR02 Strain Relief, Key C, Green Body (No Add'l Wedgelock Required)	16	13A
	AT16-18SD-EKSR02	18 Position, Plug, Socket, AT Series™, Reduced Diameter Rear Seal (Green), SR02 Strain Relief, Key D, Brown Body (No Add'l Wedgelock Required)	16	13A
	AT16-18SE-EKSR02	18 Position, Plug, Socket, AT Series™, Reduced Diameter Rear Seal (Green), SR02 Strain Relief, Key E, Grey Body (No Add'l Wedgelock Required)	16	13A

## 18 Position - AT Series™ Receptacles

	AT16-18PA-K004	18 Position, Receptacle, Pin, AT Series™, Reduced Diameter Rear Seal (Green), End Cap, Key A, Black Body (No Add'l Wedgelock Required)	16	13A
	AT16-18PB-K004	18 Position, Receptacle, Pin, AT Series™, Reduced Diameter Rear Seal (Green), End Cap, Key B, Black Body (No Add'l Wedgelock Required)	16	13A
	AT16-18PC-K004	18 Position, Receptacle, Pin, AT Series™, Reduced Diameter Rear Seal (Green), End Cap, Key C, Black Body (No Add'l Wedgelock Required)	16	13A
	AT16-18PD-K004	18 Position, Receptacle, Pin, AT Series™, Reduced Diameter Rear Seal (Green), End Cap, Key D, Black Body (No Add'l Wedgelock Required)	16	13A
	AT16-18PE-K004	18 Position, Receptacle, Pin, AT Series™, Reduced Diameter Rear Seal (Green), End Cap, Key E, Black Body (No Add'l Wedgelock Required)	16	13A
	AT16-18PA-EK02	18 Position, Receptacle, Pin, AT Series™, Reduced Diameter Rear Seal (Green), End Cap, Key A, Grey Body (No Add'l Wedgelock Required)	16	13A
	AT16-18PC-EK02	18 Position, Receptacle, Pin, AT Series™, Reduced Diameter Rear Seal (Green), End Cap, Key C, Green Body (No Add'l Wedgelock Required)	16	13A
	AT16-18PD-EK02	18 Position, Receptacle, Pin, AT Series™, Reduced Diameter Rear Seal (Green), End Cap, Key D, Brown Body (No Add'l Wedgelock Required)	16	13A
	AT16-18PE-EK02	18 Position, Receptacle, Pin, AT Series™, Reduced Diameter Rear Seal (Green), End Cap, Key E, Grey Body (No Add'l Wedgelock Required)	16	13A
	AT16-18PA-SR02	18 Position, Receptacle, Pin, AT Series™, Reduced Diameter Rear Seal (Green), SR02 Strain Relief, Key A, Black Body (No Add'l Wedgelock Required)	16	13A
	AT16-18PB-SR02	18 Position, Receptacle, Pin, AT Series™, Reduced Diameter Rear Seal (Green), SR02 Strain Relief, Key B, Black Body (No Add'l Wedgelock Required)	16	13A
	AT16-18PC-SR02	18 Position, Receptacle, Pin, AT Series™, Reduced Diameter Rear Seal (Green), SR02 Strain Relief, Key C, Black Body (No Add'l Wedgelock Required)	16	13A




18 Position - **AT Series™** Receptacles, cont.

Image	Part Number	Description	Size	Amp
	AT16-18PD-SR02	18 Position, Receptacle, Pin, AT Series™, Reduced Diameter Rear Seal (Green), SR02 Strain Relief, Key D, Black Body (No Add'l Wedgelock Required)	16	13A
	AT16-18PE-SR02	18 Position, Receptacle, Pin, AT Series™, Reduced Diameter Rear Seal (Green), SR02 Strain Relief, Key E, Black Body (No Add'l Wedgelock Required)	16	13A
	AT16-18PA-EKSR02	18 Position, Receptacle, Pin, AT Series™, Reduced Diameter Rear Seal (Green), SR02 Strain Relief, Key A, Grey Body (No Add'l Wedgelock Required)	16	13A
	AT16-18PC-EKSR02	18 Position, Receptacle, Pin, AT Series™, Reduced Diameter Rear Seal (Green), SR02 Strain Relief, Key C, Green Body (No Add'l Wedgelock Required)	16	13A
	AT16-18PD-EKSR02	18 Position, Receptacle, Pin, AT Series™, Reduced Diameter Rear Seal (Green), SR02 Strain Relief, Key D, Brown Body (No Add'l Wedgelock Required)	16	13A
	AT16-18PE-EKSR02	18 Position, Receptacle, Pin, AT Series™, Reduced Diameter Rear Seal (Green), SR02 Strain Relief, Key E, Grey Body (No Add'l Wedgelock Required)	16	13A




 18 Position - **PanelMate™ AT** Receptacles

	AT16-18PA-PM11	18 Position, Receptacle with Flange, Pin, PanelMate™ AT, Self-Threading, Gasket, Reduced Diameter Rear Seal (Green), End Cap, Keyed A, Grey Body (No Add'l Wedgelock Required)	16	13A
	AT16-18PB-PM11	18 Position, Receptacle with Flange, Pin, PanelMate™ AT, Self-Threading, Gasket, Reduced Diameter Rear Seal (Green), End Cap, Keyed B, Black Body (No Add'l Wedgelock Required)	16	13A
	AT16-18PC-PM11	18 Position, Receptacle with Flange, Pin, PanelMate™ AT, Self-Threading, Gasket, Reduced Diameter Rear Seal (Green), End Cap, Keyed C, Green Body (No Add'l Wedgelock Required)	16	13A
	AT16-18PD-PM11	18 Position, Receptacle with Flange, Pin, PanelMate™ AT, Self-Threading, Gasket, Reduced Diameter Rear Seal (Green), End Cap, Keyed D, Brown Body (No Add'l Wedgelock Required)	16	13A
	AT16-18PE-PM11	18 Position, Receptacle with Flange, Pin, PanelMate™ AT, Self-Threading, Gasket, Reduced Diameter Rear Seal (Green), End Cap, Keyed E, Grey Body (No Add'l Wedgelock Required)	16	13A
	AT16-18PA-PM15	18 Position, Receptacle with Flange, Pin, PanelMate™ AT, Self-Threading, Gasket, Reduced Diameter Rear Seal (Green), Strain Relief, Keyed A, Grey Body (No Add'l Wedgelock Required)	16	13A
	AT16-18PB-PM15	18 Position, Receptacle with Flange, Pin, PanelMate™ AT, Self-Threading, Gasket, Reduced Diameter Rear Seal (Green), Strain Relief, Keyed B, Black Body (No Add'l Wedgelock Required)	16	13A
	AT16-18PC-PM15	18 Position, Receptacle with Flange, Pin, PanelMate™ AT, Self-Threading, Gasket, Reduced Diameter Rear Seal (Green), Strain Relief, Keyed C, Green Body (No Add'l Wedgelock Required)	16	13A
	AT16-18PD-PM15	18 Position, Receptacle with Flange, Pin, PanelMate™ AT, Self-Threading, Gasket, Reduced Diameter Rear Seal (Green), Strain Relief, Keyed D, Brown Body (No Add'l Wedgelock Required)	16	13A

18 Position - **PanelMate™ AT** Receptacles, cont.

Image	Part Number	Description	Size	Amp
	AT16-18PE-PM15	18 Position, Receptacle with Flange, Pin, PanelMate™ AT, Self-Threading, Gasket, Reduced Diameter Rear Seal (Green), Strain Relief, Keyed E, Grey Body (No Add'l Wedgelock Required)	16	13A

18 Position - **AT Series™** Accessories


	AT16-1518S-CAP	Protective Cover for 12, 15, 18 Position AT Series™ Plugs, Black Body		-
	ATBS-PS-1805	Backshell for 15 & 18 Pos, AT Series™, Black Body		-
	AT11-310-1605	Contact Removal Tool, Plastic, Size 16		-

**For more information, contact:** Customer Service, +1 800 394 7732, [csr@amphenol-sine.com](mailto:csr@amphenol-sine.com)

© 2020 Amphenol Sine Systems Corporation, 44724 Morley Drive, Clinton Township MI 48036 USA. [www.amphenol-sine.com](http://www.amphenol-sine.com). Customer Service +1 800 394 7732 Every effort has been made to ensure that the information contained in this document is accurate at the time of publication. Specifications or information stated in this document are subject to change without notice.




# AT ATSeries™ Cable Assemblies




Amphenol Sine Systems' **AT Series™ Cable Assemblies** are an overmolded strain relief option for our high-performance, thermoplastic, cost-effective **AT Series™ Connectors**.

**Available in 2, 3, 4, 6, 8 and 12 position Plugs and Receptacles with single-ended cordset standard lengths of 1, 2, 4, 5 and 10 Meters.** Contact Customer Service for custom cable length options.



**SP** Structure+™ AT



Our Plug assemblies feature our **StructurePlus™ AT** design, **an engineered, one-piece, solid body construction specifically designed for cable assembly operations.** The added connector structure results in enhanced connection integrity that is an essential component for connecting cable in harsh environments.

The process utilizes first-quality resins which encapsulate the wire terminations into the connector housing creating a highly functional & compact strain relief to ensure a long service life. Built to exceptional quality standards, the resulting barrier of protection provides **IP68 rated (1M of water for 24 hrs in mated condition)** sealing capability, preventing liquid ingress for a variety of markets such as Heavy Duty, Transportation, Marine, Diagnostic, Military, Alternative Energy and Agricultural.



**A** ASeries™ Family



Standard products. Custom solutions  
Customer Service +1 800 394 7732

Specifications


Temperature Range	-40°C to +100°C	
Current Rating @ 25°C Ambient	2 Pos: 15A Max	6 Pos: 10A Max
	3 Pos: 14A Max	8 Pos: 10A Max
	4 Pos: 12A Max	12 Pos: 8A Max
Voltage	300V AC/DC	
Min. Mating Cycles	>100	
Sealing Protection	IP68 (1M of water for 24 hrs in mated condition)	
Housing/Overmold	PA66/Polyamide	
Seals	Silicone Rubber	
Keying Options (8 & 12 pos only)	Key A - Grey, Key B - Black, Key C - Green, Key D - Brown	

Contacts	Size 16, Nickel-plated
RoHS Compliant	All connector materials meet the requirements of the EU Directive 2002/95/EC
Cable Components	18AWG, SRPVC Insulated Conductors 41/34 Bare Copper
Cable Type	TPE, Black
Cable Approvals	AWM 21270, CSA AWM I/II A/B FT4
Cable Resistance	Sunlight and Oil Resistant
RoHS 3 Compliant	All cable materials meet the requirements of the EU Directive 2015/863

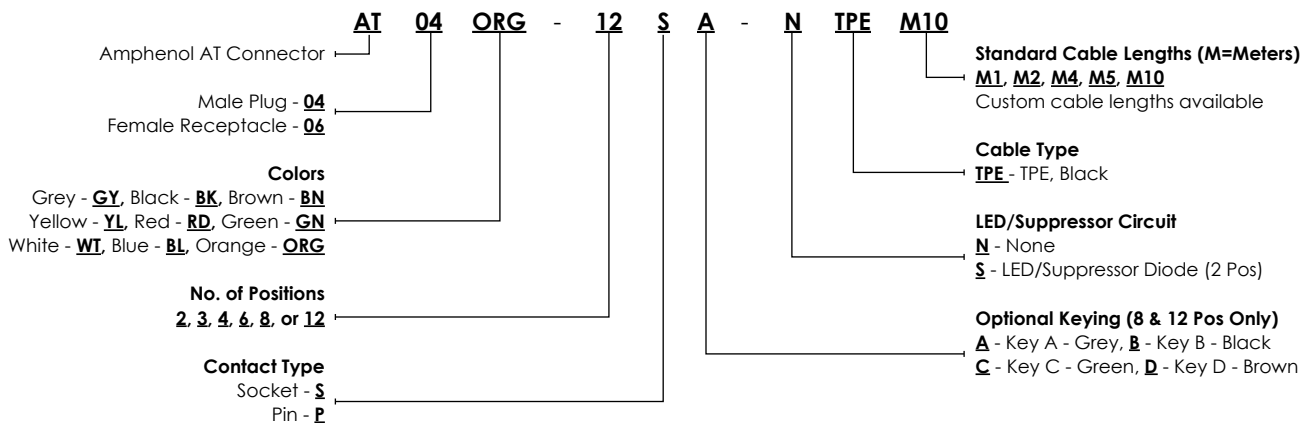
**Note:** All datasheets containing specifications and wiring diagrams can be found at [www.amphenol-sine.com](http://www.amphenol-sine.com) under their specific part numbers.

Key Features

- Enhanced Sealing Protection
- Relieves Stress on Conductors
- Ergonomic Grip Design
- Integrated Lanyard Holes
- Cosmetically Appealing
- Tamper-Proof
- Protective Caps Available for 2, 3, 4, 6, 8 & 12 Position Plugs



AT Series™ Cable Assembly Part Numbering Sequence



AT Series™ Cable Assemblies

Available in M1, M2, M4, M5 and M10 lengths (M = Meters)

Image	Part Number	Description	Base Product Line
	AT04GY-2P-N-TPE-MX	2 Pos, Molded Recep, Black TPE Single-ended Cable Assy, AT Series™, Mates to AT06-2S	<b>AT</b> ATSeries™
	AT06GY-2S-N-TPE-MX	2 Pos, Molded Plug, Black TPE Single-ended Cable Assy, StructurePlus™ AT, Mates to AT04-2P	<b>SP</b> Structure+™ AT
	AT04GY-3P-N-TPE-MX	3 Pos, Molded Recep, Black TPE Single-ended Cable Assy, AT Series™, Mates to AT06-3S	<b>AT</b> ATSeries™
	AT06GY-3S-N-TPE-MX	3 Pos, Molded Plug, Black TPE Single-ended Cable Assy, StructurePlus™ AT, Mates to AT04-3P	<b>SP</b> Structure+™ AT
	AT04GY-4P-N-TPE-MX	4 Pos, Molded Recep, Black TPE, Single-ended Cable Assy, AT Series™, Mates to AT06-4S	<b>AT</b> ATSeries™
	AT06GY-4S-N-TPE-MX	4 Pos, Molded Plug, Black TPE Single-ended Cable Assy, StructurePlus™ AT, Mates to AT04-4P	<b>SP</b> Structure+™ AT
	AT04GY-6P-N-TPE-MX	6 Pos, Molded Recep, Black TPE, Single-ended Cable Assy, AT Series™, Mates to AT06-6S	<b>AT</b> ATSeries™
	AT04GY-6S-N-TPE-MX	6 Pos, Molded Plug, Black TPE Single-ended Cable Assy, StructurePlus™ AT, Mates to AT06-6P	<b>SP</b> Structure+™ AT
	AT04GY-08PX-N-TPE-MX	8 Pos, Molded Recep, Black TPE Single-ended Cable Assy, AT Series™, Mates to AT06-08SA <b>Optional Keying:</b> Keyed A-Grey, Keyed B-Black, Keyed C-Green, Keyed D-Brown	<b>AT</b> ATSeries™
	AT04GY-08SX-N-TPE-MX	8 Pos, Molded Plug, Black TPE Single-ended Cable Assy, StructurePlus™ AT, Mates to AT06-08PA <b>Optional Keying:</b> Keyed A-Grey, Keyed B-Black, Keyed C-Green, Keyed D-Brown	<b>SP</b> Structure+™ AT
	AT04GY-12PX-N-TPE-MX	12 Pos, Molded Recep, Black TPE Single-ended Cable Assy, AT Series™, Mates to AT06-12SA <b>Optional Keying:</b> Keyed A-Grey, Keyed B-Black, Keyed C-Green, Keyed D-Brown	<b>AT</b> ATSeries™
	AT04GY-12SX-N-TPE-MX	12 Pos, Molded Plug, Black TPE Single-ended Cable Assy, StructurePlus™ AT, Mates to AT06-12PA <b>Optional Keying:</b> Keyed A-Grey, Keyed B-Black, Keyed C-Green, Keyed D-Brown	<b>SP</b> Structure+™ AT



Related Items

## **A** A Series™ Caps

Protective Thermoplastic Caps for AT, ATM and ATP Series™ Connectors

Available in 2-12 position (depending on Series)

Amphenol Sine Systems' **A Series™ Caps** are a low-cost alternative to using standard connectors with sealing plugs and provide an optional protective covering for harsh environmental and industrial applications. Fully sealed protective plug & receptacle caps are available for the AT, ATM and ATP Series™.

All caps are IP68 rated (1M of Water for 24 Hrs) when mated.

**Potential Applications:** Heavy Equipment, Agriculture, Construction, Transportation, Off-Road, Mining, Industrial, Railway, Automotive, Diagnostics, Marine, Water Resistance, Harsh Environments



## **SP** Structure+™ Family

Overmold Compatible Connectors for AT, AT LED, ATHD and ATP Series™ Connectors


Available in 1, 2, 3, 4, 6, 8 and 12 position

Amphenol Sine Systems' **StructurePlus™ Family** of overmold compatible connectors are an **engineered, one-piece, solid body construction and are specifically designed for cable assembly operations requiring custom molding or shrink tube requirements**. The added connector structure results in enhanced connection integrity that is an essential component for connecting cable in harsh environments.

### Key Features

- **StructurePlus™ AT**-2, 3, 4, 6, 8, 12 pos, 13A; **StructurePlus™ AT LED**-2 pos, 13A; **StructurePlus™ ATHD**-1 pos, 25-60A; **StructurePlus™ ATP**-6 pos, 25A
- Engineered one-piece solid body construction, eliminates previously required snap-on-back shell
- Intermatable with industry standard connectors

**Potential Applications:** Heavy Duty, Transportation, Marine, Diagnostic, Military, Alternative Energy, Agricultural as well as other demanding interconnect applications



**For more information, contact:** Customer Service, +1 800 394 7732, [csr@amphenol-sine.com](mailto:csr@amphenol-sine.com)




# AT ATSeries™ SR01/02



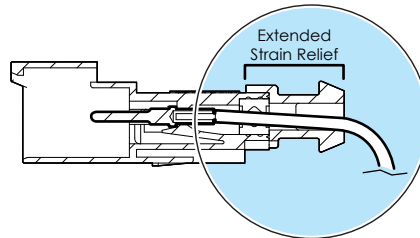
## Extended Strain Relief Series

Available in 2, 3, 4, 6, 8, 12 and 18 position

Amphenol Sine Systems' **AT Series™ SR01 and SR02** connectors are a high-performance, thermoplastic, cost-effective solution with specifically-designed, extended strain relief wire cavities that protect each individual wire seal, eliminating stress on the rear seal while maintaining an IP68/69K rated (mated) performance regardless of wire bundle direction or improper installation. **The AT Series™ SR01 and SR02 meet all the performance criteria and specifications of the AT Series™**, is available in a wide variety of custom colors, and accepts all **A Series™** Size 16 contacts.



**PROTECTS** each wire cavity to maximize sealing integrity.



**MAINTAINS** proper wire routing 100% of the time.

**AT ATSeries™ SR01** Standard Diameter Rear Seals (Red) - 2.24mm (.088") - 3.68mm (.145")

**AT ATSeries™ SR02** Reduced Diameter Rear Seals (Green) - 1.35mm (.053") - 3.05mm (.120")


**Applications:** Marine, Heavy Equipment, Agricultural, Automotive, Alternative Energy, as well as other demanding interconnect applications

### Key Features

- Heat-shrink capable shroud for applications requiring heat shrink (The use of heat shrink is NOT required to meet existing IP standards)
- Enhanced Sealing Plugs for simplified insertion/removal, improved retention capabilities and include a positive 'stop' for full insertion verification
- Also available in **PanelMate™ AT (-PM15)** (SR01 Standard Rear Seal) or **-PM16** (SR02 Reduced Diameter Rear Seal)
- Thermoplastic housing with excellent UV resistance
- Wedgelocks ensure proper contact alignment & retention
- Integrated latch for mating ensures a secure connection
- Superior front and rear environmental sealing
- Compatible with existing standard products industry-wide



Standard vs SR01/02 Extended Strain Relief



Heat-Shrink Capable Strain Relief



Enhanced Sealing Plugs



**A ASeries™ Family**



Standard products. Custom solutions  
Customer Service +1 800 394 7732

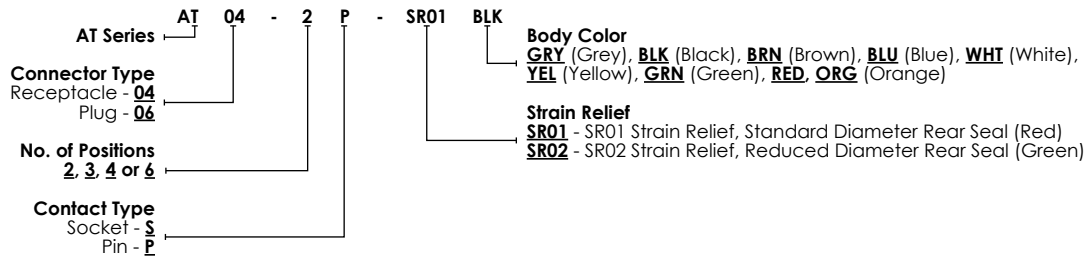
Specifications

Operating Temperature	-55°C to +125°C
Max Current Rating (Amp)	13A
Mating Cycles	>100
IP Rating	IP68/69K (in mated condition)
Wire Range	Size 16, 14-20AWG
Contacts	Machined; Stamped & Formed; Copper Alloy, Nickel-Plated Gold plating optional
Housing/Latch Material	Thermoplastic/Integrated latch for mating
Sealing Material	Silicone Rubber
Dielectric Withstanding Voltage	Less than 2 mA current leakage @ 1500V AC
Insulation Resistance	1000 megohms minimum at 25°C
Shock	No latch disengagement or discontinuity shall be the result when subjected to 50 g's in each of three axis (X, Y & Z)

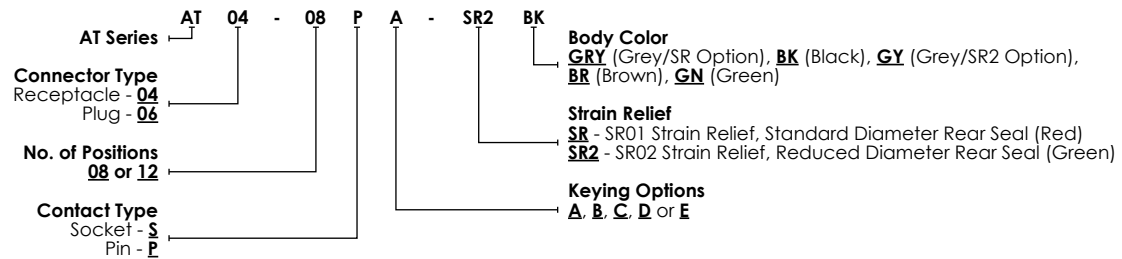
Vibration	Continued continuity without degradation to mechanical or physical attributes following vibration. (Max acceleration 20 g's at Sine sweep of 10-2000Hz)
Connector Terminal Retention	When subjected to a direct pull, contacts achieve a minimum pull-out force of 25 lbs.
Connector Retention	A mated connector subjected to a pulling force by the exiting wire bundle at 25 lbs. times the number of contacts to a maximum of 100 lbs. applying load for 30 seconds
Thermal Shock	Subjected to 10 cycles at -55°C to +125°C with no cracking, chipping or other damage detrimental to the normal operation of the connector



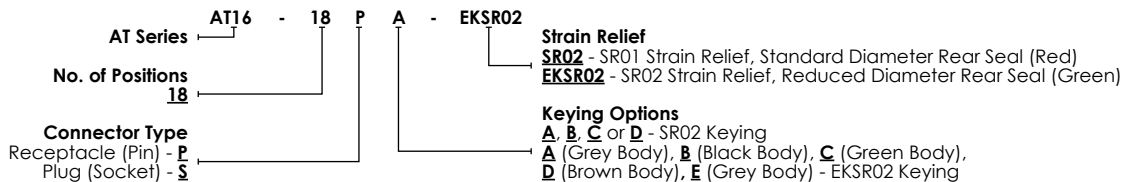
Part Numbering Sequence (2, 3, 4 and 6 position)









Part Numbering Sequence (08 and 12 position)






Part Numbering Sequence (18 position)




2 Position - AT Series™ SR01/02 Plugs and Wedgelocks (Plug shown in Standard Grey w Black Strain Relief)

Image	Part Number	Description	Size	Amp
	AT06-2S-SR01GRY	2 Position, Plug, Socket, Standard Diameter Rear Seal (Red), SR01 Strain Relief, Grey Body (Requires Wedgelock AW2S. Keyed Options Available.)	16	13A
	AT06-2S-SR02GRY	2 Position, Plug, Socket, Reduced Diameter Rear Seal (Green), SR02 Strain Relief, Grey Body (Requires Wedgelock AW2S. Keyed Options Available.)	16	13A
	AT06-2S-SR01BLK	2 Position, Plug, Socket, Standard Diameter Rear Seal (Red), SR01 Strain Relief, Black Body (Requires Wedgelock AW2S. Keyed Options Available.)	16	13A
	AT06-2S-SR02BLK	2 Position, Plug, Socket, Reduced Diameter Rear Seal (Green), SR02 Strain Relief, Black Body (Requires Wedgelock AW2S. Keyed Options Available.)	16	13A
	AT06-2S-SR01BLU	2 Position, Plug, Socket, Standard Diameter Rear Seal (Red), SR01 Strain Relief, Blue Body (Requires Wedgelock AW2S. Keyed Options Available.)	16	13A
	AT06-2S-SR02BLU	2 Position, Plug, Socket, Reduced Diameter Rear Seal (Green), SR02 Strain Relief, Blue Body (Requires Wedgelock AW2S. Keyed Options Available.)	16	13A
	AT06-2S-SR01BRN	2 Position, Plug, Socket, Standard Diameter Rear Seal (Red), SR01 Strain Relief, Brown Body (Requires Wedgelock AW2S. Keyed Options Available.)	16	13A
	AT06-2S-SR02BRN	2 Position, Plug, Socket, Reduced Diameter Rear Seal (Green), SR02 Strain Relief, Brown Body (Requires Wedgelock AW2S. Keyed Options Available.)	16	13A
	AT06-2S-SR01WHT	2 Position, Plug, Socket, Standard Diameter Rear Seal (Red), SR01 Strain Relief, White Body (Requires Wedgelock AW2S. Keyed Options Available.)	16	13A
	AT06-2S-SR02WHT	2 Position, Plug, Socket, Reduced Diameter Rear Seal (Green), SR02 Strain Relief, White Body (Requires Wedgelock AW2S. Keyed Options Available.)	16	13A
	AT06-2S-SR01YEL	2 Position, Plug, Socket, Standard Diameter Rear Seal (Red), SR01 Strain Relief, Yellow Body (Requires Wedgelock AW2S. Keyed Options Available.)	16	13A
	AT06-2S-SR02YEL	2 Position, Plug, Socket, Reduced Diameter Rear Seal (Green), SR02 Strain Relief, Yellow Body (Requires Wedgelock AW2S. Keyed Options Available.)	16	13A
	AT06-2S-SR01GRN	2 Position, Plug, Socket, Standard Diameter Rear Seal (Red), SR01 Strain Relief, Green Body (Requires Wedgelock AW2S. Keyed Options Available.)	16	13A
	AT06-2S-SR02GRN	2 Position, Plug, Socket, Reduced Diameter Rear Seal (Green), SR02 Strain Relief, Green Body (Requires Wedgelock AW2S. Keyed Options Available.)	16	13A
	AT06-2S-SR01RED	2 Position, Plug, Socket, Standard Diameter Rear Seal (Red), SR01 Strain Relief, Red Body (Requires Wedgelock AW2S. Keyed Options Available.)	16	13A
	AT06-2S-SR02RED	2 Position, Plug, Socket, Reduced Diameter Rear Seal (Green), SR02 Strain Relief, Red Body (Requires Wedgelock AW2S. Keyed Options Available.)	16	13A
	AT06-2S-SR01ORG	2 Position, Plug, Socket, Standard Diameter Rear Seal (Red), SR01 Strain Relief, Orange Body (Requires Wedgelock AW2S. Keyed Options Available.)	16	13A
	AT06-2S-SR02ORG	2 Position, Plug, Socket, Reduced Diameter Rear Seal (Green), SR02 Strain Relief, Orange Body (Requires Wedgelock AW2S. Keyed Options Available.)	16	13A
	AW2S	2 Position, Plug Wedgelock, Green	-	-
	AW2S-A	2 Position, Plug Wedgelock, Keyed A, Grey	-	-
	AW2S-B	2 Position, Plug Wedgelock, Keyed A, Black	-	-
	AW2S-C	2 Position, Plug Wedgelock, Keyed A, Green	-	-
	AW2S-D	2 Position, Plug Wedgelock, Keyed A, Brown	-	-

3 Position - AT Series™ SR01/02 Plugs and Wedgelocks (Plug shown in Standard Grey w Black Strain Relief), cont.







Image	Part Number	Description	Size	Amp
	AT06-3S-SR01GRY	3 Position, Plug, Standard Diameter Rear Seal (Red), SR01 Strain Relief, Gray Body (Requires Wedgelock AW3S.)	16	13A
	AT06-3S-SR02GRY	3 Position, Plug, Socket, Reduced Diameter Rear Seal (Green), SR02 Strain Relief, Grey Body (Requires Wedgelock AW3S.)	16	13A
	AT06-3S-SR01BLK	3 Position, Plug, Socket, Standard Diameter Rear Seal (Red), SR01 Strain Relief, Black Body (Requires Wedgelock AW3S.)	16	13A
	AT06-3S-SR02BLK	3 Position, Plug, Socket, Reduced Diameter Rear Seal (Green), SR02 Strain Relief, Black Body (Requires Wedgelock AW3S.)	16	13A
	AT06-3S-SR01BLU	3 Position, Plug, Socket, Standard Diameter Rear Seal (Red), SR01 Strain Relief, Blue Body (Requires Wedgelock AW3S.)	16	13A
	AT06-3S-SR02BLU	3 Position, Plug, Socket, Reduced Diameter Rear Seal (Green), SR02 Strain Relief, Blue Body (Requires Wedgelock AW3S.)	16	13A
	AT06-3S-SR01BRN	3 Position, Plug, Standard Diameter Rear Seal (Red), SR01 Strain Relief, Brown Body (Requires Wedgelock AW3S.)	16	13A
	AT06-3S-SR02BRN	3 Position, Plug, Socket, Reduced Diameter Rear Seal (Green), SR02 Strain Relief, Brown Body (Requires Wedgelock AW3S.)	16	13A
	AT06-3S-SR01WHT	3 Position, Plug, Socket, Standard Diameter Rear Seal (Red), SR01 Strain Relief, White Body (Requires Wedgelock AW3S.)	16	13A
	AT06-3S-SR02WHT	3 Position, Plug, Socket, Reduced Diameter Rear Seal (Green), SR02 Strain Relief, White Body (Requires Wedgelock AW3S.)	16	13A
	AT06-3S-SR01YEL	3 Position, Plug, Socket, Standard Diameter Rear Seal (Red), SR01 Strain Relief, Yellow Body (Requires Wedgelock AW3S.)	16	13A
	AT06-3S-SR02YEL	3 Position, Plug, Socket, Reduced Diameter Rear Seal (Green), SR02 Strain Relief, Yellow Body (Requires Wedgelock AW3S.)	16	13A
	AT06-3S-SR01GRN	3 Position, Plug, Socket, Standard Diameter Rear Seal (Red), SR01 Strain Relief, Green Body (Requires Wedgelock AW3S.)	16	13A
	AT06-3S-SR02GRN	3 Position, Plug, Socket, Reduced Diameter Rear Seal (Green), SR02 Strain Relief, Green Body (Requires Wedgelock AW3S.)	16	13A
	AT06-3S-SR01RED	3 Position, Plug, Socket, Standard Diameter Rear Seal (Red), SR01 Strain Relief, Red Body (Requires Wedgelock AW3S.)	16	13A
	AT06-3S-SR02RED	3 Position, Plug, Socket, Reduced Diameter Rear Seal (Green), SR02 Strain Relief, Red Body (Requires Wedgelock AW3S.)	16	13A
	AT06-3S-SR01ORG	3 Position, Plug, Socket, Standard Diameter Rear Seal (Red), SR01 Strain Relief, Orange Body (Requires Wedgelock AW3S.)	16	13A
	AT06-3S-SR02ORG	3 Position, Plug, Socket, Reduced Diameter Rear Seal (Green), SR02 Strain Relief, Orange Body (Requires Wedgelock AW3S.)	16	13A
	AW3S	3 Position, Plug Wedgelock, Green	-	-
	AW3S-1939	3 Position, J1939 Plug Wedgelock, Blue	-	-

4 Position - AT Series™ SR01/02 Plugs and Wedgelocks (Plug shown in Standard Grey w Black Strain Relief)

	AT06-4S-SR01GRY	4 Position, Plug, Socket, Standard Diameter Rear Seal (Red), SR01 Strain Relief, Grey Body (Requires Wedgelock AW4S. Keyed Options Available.)	16	13A
	AT06-4S-SR02GRY	4 Position, Plug, Socket, Reduced Diameter Rear Seal (Green), SR02 Strain Relief, Grey Body (Requires Wedgelock AW4S. Keyed Options Available.)	16	13A
	AT06-4S-SR01BLK	4 Position, Plug, Socket, Standard Diameter Rear Seal (Red), SR01 Strain Relief, Black Body (Requires Wedgelock AW4S. Keyed Options Available.)	16	13A
	AT06-4S-SR02BLK	4 Position, Plug, Socket, Reduced Diameter Rear Seal (Green), SR02 Strain Relief, Black Body (Requires Wedgelock AW4S. Keyed Options Available.)	16	13A
	AT06-4S-SR01BLU	4 Position, Plug, Socket, Standard Diameter Rear Seal (Red), SR01 Strain Relief, Blue Body (Requires Wedgelock AW4S. Keyed Options Available.)	16	13A
	AT06-4S-SR02BLU	4 Position, Plug, Socket, Reduced Diameter Rear Seal (Green), SR02 Strain Relief, Blue Body (Requires Wedgelock AW4S. Keyed Options Available.)	16	13A





4 Position - AT Series™ SR01/02 Plugs and Wedgelocks (Plug shown in Standard Grey w Black Strain Relief), cont.

Image	Part Number	Description	Size	Amp
	AT06-4S-SR01BRN	4 Position, Plug, Socket, Standard Diameter Rear Seal (Red), SR01 Strain Relief, Brown Body (Requires Wedgelock AW4S. Keyed Options Available.)	16	13A
	AT06-4S-SR02BRN	4 Position, Plug, Socket, Reduced Diameter Rear Seal (Green), SR02 Strain Relief, Brown Body (Requires Wedgelock AW4S. Keyed Options Available.)	16	13A
	AT06-4S-SR01WHT	4 Position, Plug, Socket, Standard Diameter Rear Seal (Red), SR01 Strain Relief, White Body (Requires Wedgelock AW4S. Keyed Options Available.)	16	13A
	AT06-4S-SR02WHT	4 Position, Plug, Socket, Reduced Diameter Rear Seal (Green), SR02 Strain Relief, White Body (Requires Wedgelock AW4S. Keyed Options Available.)	16	13A
	AT06-4S-SR01YEL	4 Position, Plug, Socket, Standard Diameter Rear Seal (Red), SR01 Strain Relief, Yellow Body (Requires Wedgelock AW4S. Keyed Options Available.)	16	13A
	AT06-4S-SR02YEL	4 Position, Plug, Socket, Reduced Diameter Rear Seal (Green), vStrain Relief, Yellow Body (Requires Wedgelock AW4S. Keyed Options Available.)	16	13A
	AT06-4S-SR01GRN	4 Position, Plug, Socket, Standard Diameter Rear Seal (Red), SR01 Strain Relief, Green Body (Requires Wedgelock AW4S. Keyed Options Available.)	16	13A
	AT06-4S-SR02GRN	4 Position, Plug, Socket, Reduced Diameter Rear Seal (Green), SR02 Strain Relief, Green Body (Requires Wedgelock AW4S. Keyed Options Available.)	16	13A
	AT06-4S-SR01RED	4 Position, Plug, Socket, Standard Diameter Rear Seal (Red), SR01 Strain Relief, Red Body (Requires Wedgelock AW4S. Keyed Options Available.)	16	13A
	AT06-4S-SR02RED	4 Position, Plug, Socket, Reduced Diameter Rear Seal (Green), SR02 Strain Relief, Red Body (Requires Wedgelock AW4S. Keyed Options Available.)	16	13A
	AT06-4S-SR01ORG	4 Position, Plug, Socket, Standard Diameter Rear Seal (Red), SR01 Strain Relief, Orange Body (Requires Wedgelock AW4S. Keyed Options Available.)	16	13A
	AT06-4S-SR02ORG	4 Position, Plug, Socket, Reduced Diameter Rear Seal (Green), SR02 Strain Relief, Orange Body (Requires Wedgelock AW4S. Keyed Options Available.)	16	13A
	AW4S	4 Position, Plug Wedgelock, Green	-	-
	AW4S-A	4 Position, Plug Wedgelock, Keyed A, Grey	-	-
	AW4S-B	4 Position, Plug Wedgelock, Keyed A, Black	-	-
	AW4S-C	4 Position, Plug Wedgelock, Keyed A, Green	-	-
	AW4S-D	4 Position, Plug Wedgelock, Keyed A, Brown	-	-



6 Position - AT Series™ SR01/02 Plugs and Wedgelocks (Plug shown in Standard Grey w Black Strain Relief)

	AT06-6S-SR01GRY	6 Position, Plug, Socket, Standard Diameter Rear Seal (Red), SR01 Strain Relief, Grey Body (Requires Wedgelock AW6S.)	16	13A
	AT06-6S-SR02GRY	6 Position, Plug, Socket, Reduced Diameter Rear Seal (Green), SR02 Strain Relief, Gray Body (Requires Wedgelock AW6S.)	16	13A
	AT06-6S-SR01BLK	6 Position, Plug, Socket, Standard Diameter Rear Seal (Red), SR01 Strain Relief, Black Body (Requires Wedgelock AW6S.)	16	13A
	AT06-6S-SR02BLK	6 Position, Plug, Socket, Reduced Diameter Rear Seal (Green), SR02 Strain Relief, Black Body (Requires Wedgelock AW6S.)	16	13A
	AT06-6S-SR01BLU	6 Position, Plug, Socket, Standard Diameter Rear Seal (Red), SR01 Strain Relief, Blue Body (Requires Wedgelock AW6S.)	16	13A
	AT06-6S-SR02BLU	6 Position, Plug, Socket, Reduced Diameter Rear Seal (Green), SR02 Strain Relief, Blue Body (Requires Wedgelock AW6S.)	16	13A
	AT06-6S-SR01BRN	6 Position, Plug, Socket, Standard Diameter Rear Seal (Red), SR01 Strain Relief, Brown Body (Requires Wedgelock AW6S.)	16	13A
	AT06-6S-SR02BRN	6 Position, Plug, Socket, Reduced Diameter Rear Seal (Green), SR02 Strain Relief, Brown Body (Requires Wedgelock AW6S.)	16	13A


6 Position - AT Series™ SR01/02 Plugs and Wedgelocks (Plug shown in Standard Grey w Black Strain Relief), cont.

Image	Part Number	Description	Size	Amp
	AT06-6S-SR01WHT	6 Position, Plug, Socket, Standard Diameter Rear Seal (Red), SR01 Strain Relief, White Body (Requires Wedgelock AW6S.)	16	13A
	AT06-6S-SR02WHT	6 Position, Plug, Socket, Reduced Diameter Rear Seal (Green), SR02 Strain Relief, White Body (Requires Wedgelock AW6S.)	16	13A
	AT06-6S-SR01YEL	6 Position, Plug, Socket, Standard Diameter Rear Seal (Red), SR01 Strain Relief, Yellow Body (Requires Wedgelock AW6S.)	16	13A
	AT06-6S-SR02YEL	6 Position, Plug, Socket, Reduced Diameter Rear Seal (Green), SR02 Strain Relief, Yellow Body (Requires Wedgelock AW6S.)	16	13A
	AT06-6S-SR01GRN	6 Position, Plug, Socket, Standard Diameter Rear Seal (Red), SR01 Strain Relief, Green Body (Requires Wedgelock AW6S.)	16	13A
	AT06-6S-SR02GRN	6 Position, Plug, Socket, Reduced Diameter Rear Seal (Green), SR02 Strain Relief, Green Body (Requires Wedgelock AW6S.)	16	13A
	AT06-6S-SR01RED	6 Position, Plug, Socket, Standard Diameter Rear Seal (Red), SR01 Strain Relief, Red Body (Requires Wedgelock AW6S.)	16	13A
	AT06-6S-SR02RED	6 Position, Plug, Socket, Reduced Diameter Rear Seal (Green), SR02 Strain Relief, Red Body (Requires Wedgelock AW6S.)	16	13A
	AT06-6S-SR01ORG	6 Position, Plug, Socket, Standard Diameter Rear Seal (Red), SR01 Strain Relief, Orange Body (Requires Wedgelock AW6S.)	16	13A
	AT06-6S-SR02ORG	6 Position, Plug, Socket, Reduced Diameter Rear Seal (Green), SR02 Strain Relief, Orange Body (Requires Wedgelock AW6S.)	16	13A
	AW6S	6 Position, Plug Wedgelock, Green	-	-



8 Position - AT Series™ SR01/02 Plugs and Wedgelocks (Plug shown in Standard Grey w Black Strain Relief)

	AT06-08SA-SRGRY	8 Position, Plug, Socket, Standard Diameter Rear Seal (Red), Keyed A, SR01 Strain Relief, Grey Body (Requires Wedgelock AW8S.)	16	13A
	AT06-08SA-SR2GY	8 Position, Plug, Socket, Reduced Diameter Rear Seal (Green), Keyed A, SR02 Strain Relief, Grey Body (Requires Wedgelock AW8S.)	16	13A
	AT06-08SA-SRBK	8 Position, Plug, Socket, Standard Diameter Rear Seal (Red), Keyed A, SR01 Strain Relief, Black Body (Requires Wedgelock AW8S.)	16	13A
	AT06-08SA-SR2BK	8 Position, Plug, Socket, Reduced Diameter Rear Seal (Green), Keyed A, SR02 Strain Relief, Grey Body (Requires Wedgelock AW8S.)	16	13A
	AT06-08SB-SRBK	8 Position, Plug, Socket, Standard Diameter Rear Seal (Red), Keyed B, SR01 Strain Relief, Black Body (Requires Wedgelock AW8S.)	16	13A
	AT06-08SB-SR2BK	8 Position, Plug, Socket, Reduced Diameter Rear Seal (Green), Keyed B, SR02 Strain Relief, Black Body (Requires Wedgelock AW8S.)	16	13A
	AT06-08SC-SRGN	8 Position, Plug, Socket, Standard Diameter Rear Seal (Red), Keyed C, SR01 Strain Relief, Green Body (Requires Wedgelock AW8S.)	16	13A
	AT06-08SC-SR2GN	8 Position, Plug, Socket, Reduced Diameter Rear Seal (Green), Keyed C, SR02 Strain Relief, Green Body (Requires Wedgelock AW8S.)	16	13A
	AT06-08SD-SRBR	8 Position, Plug, Socket, Standard Diameter Rear Seal (Red), Keyed D, SR01 Strain Relief, Brown Body (Requires Wedgelock AW8S.)	16	13A
	AT06-08SD-SR2BR	8 Position, Plug, Socket, Reduced Diameter Rear Seal (Green), Keyed D, SR02 Strain Relief, Brown Body (Requires Wedgelock AW8S.)	16	13A
	AW8S	8 Position, Plug Wedgelock, Green	-	-

12 Position - AT Series™ SR01/02 Plugs and Wedgelocks (Plug shown in Standard Grey w Black Strain Relief)

	AT06-12SA-SRGRY	12 Position, Plug, Socket, Standard Diameter Rear Seal (Red), Keyed A, SR01 Strain Relief, Grey Body (Requires Wedgelock AW12S.)	16	13A
--	-----------------	--	----	-----


12 Position - AT Series™ SR01/02 Plugs and Wedgelocks (Plug shown in Standard Grey w Black Strain Relief), cont.

Image	Part Number	Description	Size	Amp
	AT06-12SA-SR2GY	12 Position, Plug, Socket, Reduced Diameter Rear Seal (Green), Keyed A, SR02 Strain Relief, Grey Body (Requires Wedgelock AW12S.)	16	13A
	AT06-12SA-SRBK	12 Position, Plug, Socket, Standard Diameter Rear Seal (Red), Keyed A, SR01 Strain Relief, Black Body (Requires Wedgelock AW12S.)	16	13A
	AT06-12SA-SR2BK	12 Position, Plug, Socket, Reduced Diameter Rear Seal (Green), Keyed A, SR02 Strain Relief, Black Body (Requires Wedgelock AW12S.)	16	13A
	AT06-12SB-SRBK	12 Position, Plug, Socket, Standard Diameter Rear Seal (Red), Keyed B, SR01 Strain Relief, Black Body (Requires Wedgelock AW12S.)	16	13A
	AT06-12SB-SR2BK	12 Position, Plug, Socket, Reduced Diameter Rear Seal (Green), Keyed B, SR02 Strain Relief, Black Body (Requires Wedgelock AW12S.)	16	13A
	AT06-12SC-SRGN	12 Position, Plug, Socket, Standard Diameter Rear Seal (Red), Keyed C, SR01 Strain Relief, Green Body (Requires Wedgelock AW12S.)	16	13A
	AT06-12SC-SR2GN	12 Position, Plug, Socket, Reduced Diameter Rear Seal (Green), Keyed C, SR02 Strain Relief, Green Body (Requires Wedgelock AW12S.)	16	13A
	AT06-12SD-SRBR	12 Position, Plug, Socket, Standard Diameter Rear Seal (Red), Keyed D, SR01 Strain Relief, Brown Body (Requires Wedgelock AW12S.)	16	13A
	AT06-12SD-SR2BR	12 Position, Plug, Socket, Reduced Diameter Rear Seal (Green), Keyed D, SR02 Strain Relief, Brown Body (Requires Wedgelock AW12S.)	16	13A
	AW12S	12 Position, Plug Wedgelock, Green	-	-







18 Position - AT Series™ SR01/02 Plugs and Wedgelocks (Plug shown in Standard Grey w Black Strain Relief)

	AT16-18SA-SR02	18 Position, Plug, Socket, Reduced Diameter Rear Seal (Green), Keyed A, SR02 Strain Relief, Black Body (No Wedgelock Required.)	16	13A
	AT16-18SA-EKSR02	18 Position, Plug, Socket, Reduced Diameter Rear Seal (Green), Keyed A, SR02 Strain Relief, Grey Body (No Wedgelock Required.)	16	13A
	AT16-18SB-SR02	18 Position, Plug, Socket, Reduced Diameter Rear Seal (Green), Keyed B, SR02 Strain Relief, Black Body (No Wedgelock Required.)	16	13A
	AT16-18SC-SR02	18 Position, Plug, Socket, Reduced Diameter Rear Seal (Green), Keyed C, SR02 Strain Relief, Black Body (No Wedgelock Required.)	16	13A
	AT16-18SC-EKSR02	18 Position, Plug, Socket, Reduced Diameter Rear Seal (Green), Keyed C, SR02 Strain Relief, Green Body (No Wedgelock Required.)	16	13A
	AT16-18SD-SR02	18 Position, Plug, Socket, Reduced Diameter Rear Seal (Green), Keyed D, SR02 Strain Relief, Black Body (No Wedgelock Required.)	16	13A
	AT16-18SD-EKSR02	18 Position, Plug, Socket, Reduced Diameter Rear Seal (Green), Keyed D, SR02 Strain Relief, Brown Body (No Wedgelock Required.)	16	13A
	AT16-18SE-SR02	18 Position, Plug, Socket, Reduced Diameter Rear Seal (Green), Keyed E, SR02 Strain Relief, Black Body (No Wedgelock Required.)	16	13A
	AT16-18SE-EKSR02	18 Position, Plug, Socket, Reduced Diameter Rear Seal (Green), Keyed E, SR02 Strain Relief, Grey Body (No Wedgelock Required.)	16	13A

2 Position - AT Series™ SR01/02 Receptacles and Wedgelocks (Receptacle shown in Standard Grey w Black Strain Relief)

	AT04-2P-SR01GRY	2 Position, Receptacle, Pin, Standard Diameter Rear Seal (Red), SR01 Strain Relief, Gray Body (Requires Wedgelock AW2P.)	16	13A
	AT04-2P-SR02GRY	2 Position, Receptacle, Pin, Reduced Diameter Rear Seal (Green), SR02 Strain Relief, Grey Body (Requires Wedgelock AW2P. Keyed Options Available.)	16	13A
	AT04-2P-SR01BLK	2 Position, Receptacle, Pin, Standard Diameter Rear Seal (Red), SR01 Strain Relief, Black Body (Requires Wedgelock AW2P.)	16	13A
	AT04-2P-SR02BLK	2 Position, Receptacle, Pin, Reduced Diameter Rear Seal (Green), SR02 Strain Relief, Black Body (Requires Wedgelock AW2P. Keyed Options Available.)	16	13A
	AT04-2P-SR01BLU	2 Position, Receptacle, Pin, Standard Diameter Rear Seal (Red), SR01 Strain Relief, Blue Body (Requires Wedgelock AW2P.)	16	13A
	AT04-2P-SR02BLU	2 Position, Receptacle, Pin, Reduced Diameter Rear Seal (Green), SR02 Strain Relief, Blue Body (Requires Wedgelock AW2P. Keyed Options Available.)	16	13A

2 Position - AT Series™ SR01/02 Receptacles and Wedgelocks (Receptacle shown in Standard Grey w Black Strain Relief), cont.




Image	Part Number	Description	Size	Amp
	AT04-2P-SR01BRN	2 Position, Receptacle, Pin, Standard Diameter Rear Seal (Red), SR01 Strain Relief, Brown Body (Requires Wedgelock AW2P.)	16	13A
	AT04-2P-SR02BRN	2 Position, Receptacle, Pin, Reduced Diameter Rear Seal (Green), SR02 Strain Relief, Brown Body (Requires Wedgelock AW2P. Keyed Options Available.)	16	13A
	AT04-2P-SR01WHT	2 Position, Receptacle, Pin, Standard Diameter Rear Seal (Red), SR01 Strain Relief, White Body (Requires Wedgelock AW2P.)	16	13A
	AT04-2P-SR02WHT	2 Position, Receptacle, Pin, Reduced Diameter Rear Seal (Green), SR02 Strain Relief, White Body (Requires Wedgelock AW2P. Keyed Options Available.)	16	13A
	AT04-2P-SR01YEL	2 Position, Receptacle, Pin, Standard Diameter Rear Seal (Red), SR01 Strain Relief, Yellow Body (Requires Wedgelock AW2P.)	16	13A
	AT04-2P-SR02YEL	2 Position, Receptacle, Pin, Reduced Diameter Rear Seal (Green), SR02 Strain Relief, Yellow Body (Requires Wedgelock AW2P. Keyed Options Available.)	16	13A
	AT04-2P-SR01GRN	2 Position, Receptacle, Pin, Standard Diameter Rear Seal (Red), SR01 Strain Relief, Green Body (Requires Wedgelock AW2P.)	16	13A
	AT04-2P-SR02GRN	2 Position, Receptacle, Pin, Reduced Diameter Rear Seal (Green), SR02 Strain Relief, Green Body (Requires Wedgelock AW2P. Keyed Options Available.)	16	13A
	AT04-2P-SR01RED	2 Position, Receptacle, Pin, Standard Diameter Rear Seal (Red), SR01 Strain Relief, Red Body (Requires Wedgelock AW2P. Keyed Options Available.)	16	13A
	AT04-2P-SR02RED	2 Position, Receptacle, Pin, Reduced Diameter Rear Seal (Green), SR02 Strain Relief, Red Body (Requires Wedgelock AW2P. Keyed Options Available.)	16	13A
	AT04-2P-SR01ORG	2 Position, Receptacle, Pin, Standard Diameter Rear Seal (Red), SR01 Strain Relief, Orange Body (Requires Wedgelock AW2P.)	16	13A
	AT04-2P-SR02ORG	2 Position, Receptacle, Pin, Reduced Diameter Rear Seal (Green), SR02 Strain Relief, Orange Body (Requires Wedgelock AW2P. Keyed Options Available.)	16	13A
	AW2P	2 Position, Receptacle Wedgelock, Green	-	-
	AW2P-A	2 Position, Receptacle Wedgelock, Keyed A, Grey	-	-
	AW2P-B	2 Position, Receptacle Wedgelock, Keyed A, Black	-	-
	AW2P-C	2 Position, Receptacle Wedgelock, Keyed A, Green	-	-
	AW2P-D	2 Position, Receptacle Wedgelock, Keyed A, Brown	-	-

3 Position - AT Series™ SR01/02 Receptacles and Wedgelocks (Receptacle shown in Standard Grey w Black Strain Relief)

	AT04-3P-SR01GRY	3 Position, Receptacle, Pin, Standard Diameter Rear Seal (Red), SR01 Strain Relief, Gray Body (Requires Wedgelock AW3P.)	16	13A
	AT04-3P-SR02GRY	3 Position, Receptacle, Pin, Reduced Diameter Rear Seal (Green), SR02 Strain Relief, Grey Body (Requires Wedgelock AW3P.)	16	13A
	AT04-3P-SR01BLK	3 Position, Receptacle, Pin, Standard Diameter Rear Seal (Red), SR01 Strain Relief, Black Body (Requires Wedgelock AW3P.)	16	13A
	AT04-3P-SR02BLK	3 Position, Receptacle, Pin, Reduced Diameter Rear Seal (Green), SR02 Strain Relief, Black Body (Requires Wedgelock AW3P.)	16	13A
	AT04-3P-SR01BLU	3 Position, Receptacle, Pin, Standard Diameter Rear Seal (Red), SR01 Strain Relief, Blue Body (Requires Wedgelock AW3P.)	16	13A
	AT04-3P-SR02BLU	3 Position, Receptacle, Pin, Reduced Diameter Rear Seal (Green), SR02 Strain Relief, Blue Body (Requires Wedgelock AW3P.)	16	13A
	AT04-3P-SR01BRN	3 Position, Receptacle, Pin, Standard Diameter Rear Seal (Red), SR01 Strain Relief, Brown Body (Requires Wedgelock AW3P.)	16	13A
	AT04-3P-SR02BRN	3 Position, Receptacle, Pin, Reduced Diameter Rear Seal (Green), SR02 Strain Relief, Brown Body (Requires Wedgelock AW3P.)	16	13A









3 Position - AT Series™ SR01/02 Receptacles and Wedgelocks (Receptacle shown in Standard Grey w Black Strain Relief), cont.

Image	Part Number	Description	Size	Amp
	AT04-3P-SR01WHT	3 Position, Receptacle, Pin, Standard Diameter Rear Seal (Red), SR01 Strain Relief, White Body (Requires Wedgelock AW3P.)	16	13A
	AT04-3P-SR02WHT	3 Position, Receptacle, Pin, Reduced Diameter Rear Seal (Green), SR02 Strain Relief, White Body (Requires Wedgelock AW3P.)	16	13A
	AT04-3P-SR01YEL	3 Position, Receptacle, Pin, Standard Diameter Rear Seal (Red), SR01 Strain Relief, Yellow Body (Requires Wedgelock AW3P.)	16	13A
	AT04-3P-SR02YEL	3 Position, Receptacle, Pin, Reduced Diameter Rear Seal (Green), SR02 Strain Relief, Yellow Body (Requires Wedgelock AW3P.)	16	13A
	AT04-3P-SR01GRN	3 Position, Receptacle, Pin, Standard Diameter Rear Seal (Red), SR01 Strain Relief, Green Body (Requires Wedgelock AW3P.)	16	13A
	AT04-3P-SR02GRN	3 Position, Receptacle, Pin, Reduced Diameter Rear Seal (Green), SR02 Strain Relief, Green Body (Requires Wedgelock AW3P.)	16	13A
	AT04-3P-SR01RED	3 Position, Receptacle, Pin, Standard Diameter Rear Seal (Red), SR01 Strain Relief, Red Body (Requires Wedgelock AW3P.)	16	13A
	AT04-3P-SR02RED	3 Position, Receptacle, Pin, Reduced Diameter Rear Seal (Green), SR02 Strain Relief, Red Body (Requires Wedgelock AW3P.)	16	13A
	AT04-3P-SR01ORG	3 Position, Receptacle, Pin, Standard Diameter Rear Seal (Red), SR01 Strain Relief, Orange Body (Requires Wedgelock AW3P.)	16	13A
	AT04-3P-SR02ORG	3 Position, Receptacle, Pin, Reduced Diameter Rear Seal (Green), SR02 Strain Relief, Orange Body (Requires Wedgelock AW3P.)	16	13A
	AW3P	3 Position, Receptacle Wedgelock, Green	-	-
	AW3P-1939	3 Position, J1939 Receptacle Wedgelock, Blue	-	-

4 Position - AT Series™ SR01/02 Receptacles and Wedgelocks (Receptacle shown in Standard Grey w Black Strain Relief)

	AT04-4P-SR01GRY	4 Position, Receptacle, Pin, Strain Relief, Standard Diameter Rear Seal (Red), SR01 Strain Relief, Grey Body (Requires Wedgelock AW4P. Keyed Options Available.)	16	13A
	AT04-4P-SR02GRY	4 Position, Receptacle, Pin, Reduced Diameter Rear Seal (Green), SR02 Strain Relief, Gray Body (Requires Wedgelock AW4P. Keyed Options Available.)	16	13A
	AT04-4P-SR01BLK	4 Position, Receptacle, Pin, Strain Relief, Standard Diameter Rear Seal (Red), SR01 Strain Relief, Black Body (Requires Wedgelock AW4P. Keyed Options Available.)	16	13A
	AT04-4P-SR02BLK	4 Position, Receptacle, Pin, Reduced Diameter Rear Seal (Green), SR02 Strain Relief, Black Body (Requires Wedgelock AW4P. Keyed Options Available.)	16	13A
	AT04-4P-SR01BLU	4 Position, Receptacle, Pin, Strain Relief, Standard Diameter Rear Seal (Red), SR01 Strain Relief, Blue Body (Requires Wedgelock AW4P. Keyed Options Available.)	16	13A
	AT04-4P-SR02BLU	4 Position, Receptacle, Pin, Reduced Diameter Rear Seal (Green), SR02 Strain Relief, Blue Body (Requires Wedgelock AW4P. Keyed Options Available.)	16	13A
	AT04-4P-SR01BRN	4 Position, Receptacle, Pin, Strain Relief, Standard Diameter Rear Seal (Red), SR01 Strain Relief, Brown Body (Requires Wedgelock AW4P. Keyed Options Available.)	16	13A
	AT04-4P-SR02BRN	4 Position, Receptacle, Pin, Reduced Diameter Rear Seal (Green), SR02 Strain Relief, Brown Body (Requires Wedgelock AW4P. Keyed Options Available.)	16	13A
	AT04-4P-SR01WHT	4 Position, Receptacle, Pin, Strain Relief, Standard Diameter Rear Seal (Red), SR01 Strain Relief, White Body (Requires Wedgelock AW4P. Keyed Options Available.)	16	13A
	AT04-4P-SR02WHT	4 Position, Receptacle, Pin, Reduced Diameter Rear Seal (Green), SR02 Strain Relief, White Body (Requires Wedgelock AW4P. Keyed Options Available.)	16	13A
	AT04-4P-SR01YEL	4 Position, Receptacle, Pin, Strain Relief, Standard Diameter Rear Seal (Red), SR01 Strain Relief, Yellow Body (Requires Wedgelock AW4P. Keyed Options Available.)	16	13A
	AT04-4P-SR02YEL	4 Position, Receptacle, Pin, Reduced Diameter Rear Seal (Green), SR02 Strain Relief, Yellow Body (Requires Wedgelock AW4P. Keyed Options Available.)	16	13A
	AT04-4P-SR01GRN	4 Position, Receptacle, Pin, Strain Relief, Standard Diameter Rear Seal (Red), SR01 Strain Relief, Green Body (Requires Wedgelock AW4P. Keyed Options Available.)	16	13A
	AT04-4P-SR02GRN	4 Position, Receptacle, Pin, Reduced Diameter Rear Seal (Green), SR02 Strain Relief, Green Body (Requires Wedgelock AW4P. Keyed Options Available.)	16	13A



4 Position - AT Series™ SR01/02 Receptacles and Wedgelocks (Receptacle shown in Standard Grey w Black Strain Relief), cont.

Image	Part Number	Description	Size	Amp
	AT04-4P-SR01RED	4 Position, Receptacle, Pin, Strain Relief, Standard Diameter Rear Seal (Red), SR01 Strain Relief, Red Body (Requires Wedgelock AW4P. Keyed Options Available.)	16	13A
	AT04-4P-SR02RED	4 Position, Receptacle, Pin, Reduced Diameter Rear Seal (Green), SR02 Strain Relief, Red Body (Requires Wedgelock AW4P. Keyed Options Available.)	16	13A
	AT04-4P-SR01ORG	4 Position, Receptacle, Pin, Strain Relief, Standard Diameter Rear Seal (Red), SR01 Strain Relief, Orange Body (Requires Wedgelock AW4P. Keyed Options Available.)	16	13A
	AT04-4P-SR02ORG	4 Position, Receptacle, Pin, Reduced Diameter Rear Seal (Green), SR02 Strain Relief, Orange Body (Requires Wedgelock AW4P. Keyed Options Available.)	16	13A
	AW4P	4 Position, Receptacle Wedgelock, Green	-	-
	AW4P-A	4 Position, Receptacle Wedgelock, Keyed A, Grey	-	-
	AW4P-B	4 Position, Receptacle Wedgelock, Keyed A, Black	-	-
	AW4P-C	4 Position, Receptacle Wedgelock, Keyed A, Green	-	-
	AW4P-D	4 Position, Receptacle Wedgelock, Keyed A, Brown	-	-



6 Position - AT Series™ SR01/02 Receptacles and Wedgelocks (Receptacle shown in Standard Grey w Black Strain Relief)

	AT04-6P-SR01GRY	6 Position, Receptacle, Pin, Standard Diameter Rear Seal (Red), SR01 Strain Relief, Grey Body (Requires Wedgelock AW6P.)	16	13A
	AT04-6P-SR02GRY	6 Position, Receptacle, Pin, Reduced Diameter Rear Seal (Green), SR02 Strain Relief, Grey Body (Requires Wedgelock AW6P.)	16	13A
	AT04-6P-SR01BLK	6 Position, Receptacle, Pin, Standard Diameter Rear Seal (Red), SR01 Strain Relief, Black Body (Requires Wedgelock AW6P.)	16	13A
	AT04-6P-SR02BLK	6 Position, Receptacle, Pin, Reduced Diameter Rear Seal (Green), SR02 Strain Relief, Black Body (Requires Wedgelock AW6P.)	16	13A
	AT04-6P-SR01BLU	6 Position, Receptacle, Pin, Standard Diameter Rear Seal (Red), SR01 Strain Relief, Blue Body (Requires Wedgelock AW6P.)	16	13A
	AT04-6P-SR02BLU	6 Position, Receptacle, Pin, Reduced Diameter Rear Seal (Green), SR02 Strain Relief, Blue Body (Requires Wedgelock AW6P.)	16	13A
	AT04-6P-SR01BRN	6 Position, Receptacle, Pin, Standard Diameter Rear Seal (Red), SR01 Strain Relief, Brown Body (Requires Wedgelock AW6P.)	16	13A
	AT04-6P-SR02BRN	6 Position, Receptacle, Pin, Reduced Diameter Rear Seal (Green), SR02 Strain Relief, Brown Body (Requires Wedgelock AW6P.)	16	13A
	AT04-6P-SR01WHT	6 Position, Receptacle, Pin, Standard Diameter Rear Seal (Red), SR01 Strain Relief, White Body (Requires Wedgelock AW6P.)	16	13A
	AT04-6P-SR02WHT	6 Position, Receptacle, Pin, Reduced Diameter Rear Seal (Green), SR02 Strain Relief, White Body (Requires Wedgelock AW6P.)	16	13A
	AT04-6P-SR01YEL	6 Position, Receptacle, Pin, Standard Diameter Rear Seal (Red), SR01 Strain Relief, Yellow Body (Requires Wedgelock AW6P.)	16	13A
	AT04-6P-SR02YEL	6 Position, Receptacle, Pin, Reduced Diameter Rear Seal (Green), SR02 Strain Relief, Yellow Body (Requires Wedgelock AW6P.)	16	13A
	AT04-6P-SR01GRN	6 Position, Receptacle, Pin, Standard Diameter Rear Seal (Red), SR01 Strain Relief, Green Body (Requires Wedgelock AW6P.)	16	13A
	AT04-6P-SR02GRN	6 Position, Receptacle, Pin, Reduced Diameter Rear Seal (Green), SR02 Strain Relief, Green Body (Requires Wedgelock AW6P.)	16	13A
	AT04-6P-SR01RED	6 Position, Receptacle, Pin, Standard Diameter Rear Seal (Red), SR01 Strain Relief, Red Body (Requires Wedgelock AW6P.)	16	13A
	AT04-6P-SR02RED	6 Position, Receptacle, Pin, Reduced Diameter Rear Seal (Green), SR02 Strain Relief, Red Body (Requires Wedgelock AW6P.)	16	13A

6 Position - AT Series™ SR01/02 Receptacles and Wedgelocks (Receptacle shown in Standard Grey w Black Strain Relief), cont.

Image	Part Number	Description	Size	Amp
	AT04-6P-SR01ORG	6 Position, Receptacle, Pin, Standard Diameter Rear Seal (Red), SR01 Strain Relief, Orange Body (Requires Wedgelock AW6P.)	16	13A
	AT04-6P-SR02ORG	6 Position, Receptacle, Pin, Reduced Diameter Rear Seal (Green), SR02 Strain Relief, Orange Body (Requires Wedgelock AW6P.)	16	13A
	AW6P	6 Position, Receptacle Wedgelock, Green	-	-


8 Position - AT Series™ SR01/02 Receptacles and Wedgelocks (Receptacle shown in Standard Grey w Black Strain Relief)

	AT04-08PA-SRGRY	8 Position, Receptacle, Pin, Standard Diameter Rear Seal (Red), Keyed A, SR01 Strain Relief, Grey Body (Requires Wedgelock AW8P.)	16	13A
	AT04-08PA-SR2GY	8 Position, Receptacle, Pin, Reduced Diameter Rear Seal (Green), Keyed A, SR02 Strain Relief, Grey Body (Requires Wedgelock AW8P.)	16	13A
	AT04-08PA-SRBK	8 Position, Receptacle, Pin, Standard Diameter Rear Seal (Red), Keyed A, SR01 Strain Relief, Black Body (Requires Wedgelock AW8P.)	16	13A
	AT04-08PA-SR2BK	8 Position, Receptacle, Pin, Reduced Diameter Rear Seal (Green), Keyed A, SR02 Strain Relief, Black Body (Requires Wedgelock AW8P.)	16	13A
	AT04-08PB-SRBK	8 Position, Receptacle, Pin, Standard Diameter Rear Seal (Red), Keyed B, SR01 Strain Relief, Black Body (Requires Wedgelock AW8P.)	16	13A
	AT04-08PB-SR2BK	8 Position, Receptacle, Pin, Reduced Diameter Rear Seal (Green), Keyed B, SR02 Strain Relief, Black Body (Requires Wedgelock AW8P.)	16	13A
	AT04-08PC-SRGN	8 Position, Receptacle, Pin, Standard Diameter Rear Seal (Red), Keyed C, SR01 Strain Relief, Green Body (Requires Wedgelock AW8P.)	16	13A
	AT04-08PC-SR2GN	8 Position, Receptacle, Pin, Reduced Diameter Rear Seal (Green), Keyed C, SR02 Strain Relief, Green Body (Requires Wedgelock AW8P.)	16	13A
	AT04-08PD-SRBR	8 Position, Receptacle, Pin, Standard Diameter Rear Seal (Red), Keyed D, SR01 Strain Relief, Brown Body (Requires Wedgelock AW8P.)	16	13A
	AT04-08PD-SR2BR	8 Position, Receptacle, Pin, Reduced Diameter Rear Seal (Green), Keyed D, SR02 Strain Relief, Brown Body (Requires Wedgelock AW8P.)	16	13A
	AW8P	8 Position, Receptacle Wedgelock, Green	-	-


12 Position - AT Series™ SR01/02 Receptacles and Wedgelocks (Receptacle shown in Standard Grey w Black Strain Relief)

	AT04-12PA-SRGRY	12 Position, Receptacle, Pin, Standard Diameter Rear Seal (Red), Keyed A, SR01 Strain Relief, Grey Body (Requires Wedgelock AW12P.)	16	13A
	AT04-12PA-SR2GY	12 Position, Receptacle, Pin, Reduced Diameter Rear Seal (Green), Keyed A, SR02 Strain Relief, Gray Body (Requires Wedgelock AW12P.)	16	13A
	AT04-12PA-SRBK	12 Position, Receptacle, Pin, Standard Diameter Rear Seal (Red), Keyed A, SR01 Strain Relief, Black Body (Requires Wedgelock AW12P.)	16	13A
	AT04-12PA-SR2BK	12 Position, Receptacle, Pin, Reduced Diameter Rear Seal (Green), Keyed A, SR02 Strain Relief, Black Body (Requires Wedgelock AW12P.)	16	13A
	AT04-12PB-SRBK	12 Position, Receptacle, Pin, Standard Diameter Rear Seal (Red), Keyed B, SR01 Strain Relief, Black Body (Requires Wedgelock AW12P.)	16	13A
	AT04-12PB-SR2BK	12 Position, Receptacle, Pin, Reduced Diameter Rear Seal (Green), Keyed B, SR02 Strain Relief, Black Body (Requires Wedgelock AW12P.)	16	13A
	AT04-12PC-SRGN	12 Position, Receptacle, Pin, Standard Diameter Rear Seal (Red), Keyed C, SR01 Strain Relief, Green Body (Requires Wedgelock AW12P.)	16	13A
	AT04-12PC-SR2GN	12 Position, Receptacle, Pin, Reduced Diameter Rear Seal (Green), Keyed C, SR02 Strain Relief, Green Body (Requires Wedgelock AW12P.)	16	13A
	AT04-12PD-SRBR	12 Position, Receptacle, Pin, Standard Diameter Rear Seal (Red), Keyed D, SR01 Strain Relief, Brown Body (Requires Wedgelock AW12P.)	16	13A
	AT04-12PD-SR2BR	12 Position, Receptacle, Pin, Reduced Diameter Rear Seal (Green), Keyed D, SR02 Strain Relief, Brown Body (Requires Wedgelock AW12P.)	16	13A




12 Position - AT Series™ SR01/02 Receptacles and Wedgelocks (Receptacle shown in Standard Grey w Black Strain Relief), cont.

Image	Part Number	Description	Size	Amp
	AW12P	12 Position, Receptacle Wedgelock, Green	-	-

18 Position - AT Series™ SR01/02 Receptacles and Wedgelocks (Receptacle shown in Standard Grey w Black Strain Relief)

	AT16-18PA-SR02	18 Position, Receptacle, Pin, Reduced Diameter Rear Seal (Green), Keyed A, SR02 Strain Relief, Black Body (No Wedgelock Required.)	16	13A
	AT16-18PA-EKSR02	18 Position, Receptacle, Pin, Reduced Diameter Rear Seal (Green), Keyed A, SR02 Strain Relief, Grey Body (No Wedgelock Required.)	16	13A
	AT16-18PB-SR02	18 Position, Receptacle, Pin, Reduced Diameter Rear Seal (Green), Keyed B, SR02 Strain Relief, Black Body (No Wedgelock Required.)	16	13A
	AT16-18PC-SR02	18 Position, Receptacle, Pin, Reduced Diameter Rear Seal (Green), Keyed C, SR02 Strain Relief, Black Body (No Wedgelock Required.)	16	13A
	AT16-18PC-EKSR02	18 Position, Receptacle, Pin, Reduced Diameter Rear Seal (Green), Keyed C, SR02 Strain Relief, Green Body (No Wedgelock Required.)	16	13A
	AT16-18PD-SR02	18 Position, Receptacle, Pin, Reduced Diameter Rear Seal (Green), Keyed D, SR02 Strain Relief, Black Body (No Wedgelock Required.)	16	13A
	AT16-18PD-EKSR02	18 Position, Receptacle, Pin, Reduced Diameter Rear Seal (Green), Keyed D, SR02 Strain Relief, Brown Body (No Wedgelock Required.)	16	13A
	AT16-18PE-SR02	18 Position, Receptacle, Pin, Reduced Diameter Rear Seal (Green), Keyed E, SR02 Strain Relief, Black Body (No Wedgelock Required.)	16	13A
	AT16-18PE-EKSR02	18 Position, Receptacle, Pin, Reduced Diameter Rear Seal (Green), Keyed E, SR02 Strain Relief, Grey Body (No Wedgelock Required.)	16	13A

AT Series™ SR01/02 Accessories

	A114017-SR	Blank Sealing Plug, Size 16, Black	-	-
	AT13-217-1605	Blank Locking Sealing Plug, Size 16, White	-	-
	AT13-217-1605-SR	Blank Locking Sealing Plug, Size 16, Red	-	-


**For more information, contact:** Customer Service, +1 800 394 7732, [csr@amphenol-sine.com](mailto:csr@amphenol-sine.com)

© 2016 Amphenol Sine Systems Corporation, 44274 Morley Drive, Clinton Township MI 48036 USA. [www.amphenol-sine.com](http://www.amphenol-sine.com). Customer Service +1 800 394 7732 Every effort has been made to ensure that the information contained in this document is accurate at the time of publication. Specifications or information stated in this document are subject to change without notice.





# AT Series™ LED



## 2 Pos, 13A LED Plug Connectors in 12V/24V

Amphenol Sine Systems' **AT Series™ LED (Light Emitting Diode) Plug Connectors**, available in a 12V and/or 24V LED plug option, are a highly-visible, field-serviceable, cost-effective solution for quick visual verification of power to help reduce troubleshooting time. Available in both Black or Grey body shells with clear endcap on our **AT Series™ LED** version, as well as Clear body shells with our **StructurePlus™ AT LED** version.

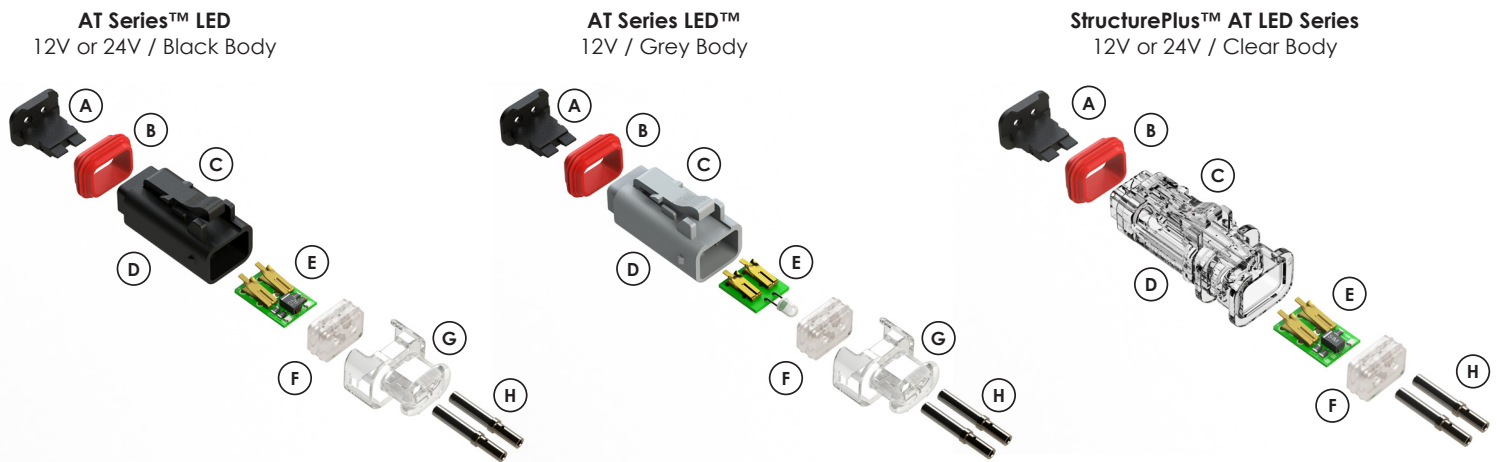
(The engineered, one-piece, solid body construction of our **StructurePlus™** overmold compatible connectors results in enhanced connection integrity that is an essential component for connecting cable in harsh environments, as well as custom molding and shrink tube options.)



### Key Features

- Environmentally-sealed for harsh environments
- Front and Rear Seals (Standard and Reduced Diam. Avail.)
- Available with or without Reverse Voltage Protection Circuit
- AT-SR01™ Enhanced Strain Relief End Caps come factory assembled on the plug
- Accepts Solid or Stamped & Formed Size 16 AT Series™ contacts
- No additional assembly required other than insertion of chosen contacts

**Potential Applications:** Solenoids, Valves, Sensors, Manifolds, Coils, Diagnostics, Electronic Controls



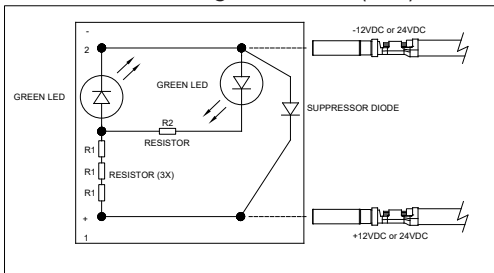
<b>A</b>	AW2S-LED Wedglock (Sold Separately)
<b>B</b>	Front Seal
<b>C</b>	Latching Clip
<b>D</b>	Black, Grey or Clear Options

<b>E</b>	Integral PCB Board/LED (12V/24V; White, Red, Green LED Options)
<b>F</b>	Rear Wire Seal (Standard or Reduced Diameter)
<b>G</b>	AT-SR01™ Enhanced Strain Relief End Cap (Clear)
<b>H</b>	Standard AT Series™ 13A/Size 16 Contacts (S&F or Solid Options)

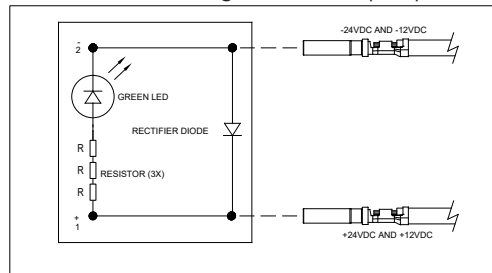


Standard products. Custom solutions  
Customer Service +1 800 394 7732

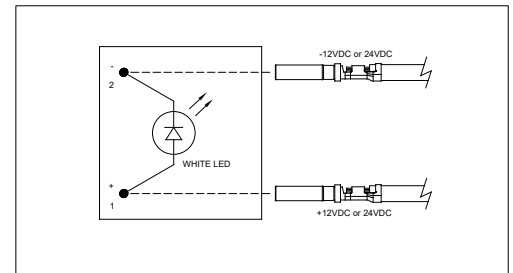
12V or 24V LED w Integrated Rectifier Diode and Reverse Voltage Protection (RVP) Circuit



12V and 24V LED w Integrated Rectifier Diode and Reverse Voltage Protection (RVP) Circuit



12V or 24V LED



AT Series™ Stamped & Formed Contacts

Part Number	Description	Size	AWG	Type
AT62-14-0122	Female Contact, Socket, Nickel-plated	16	14-16	S&F
AT62-14-0144	Female Contact, Socket, Gold-plated	16	14-16	S&F
AT62-16-0122	Female Contact, Socket, Nickel-plated	16	16-18	S&F
AT62-16-0144	Female Contact, Socket, Gold-plated	16	16-18	S&F
AT62-16-0622	Female Contact, Socket, Nickel-plated	16	18-20	S&F
AT62-16-0644	Female Contact, Socket, Gold-plated	16	18-20	S&F
AT60-14-0122	Male Contact, Pin, Nickel-plated	16	14-16	S&F
AT60-14-0144	Male Contact, Pin, Gold-plated	16	14-16	S&F
AT60-16-0122	Male Contact, Pin, Nickel-plated	16	16-18	S&F
AT60-16-0144	Male Contact, Pin, Gold-plated	16	16-18	S&F
AT60-16-0622	Male Contact, Pin, Nickel-plated	16	18-20	S&F
AT60-16-0644	Male Contact, Pin, Gold-plated	16	18-20	S&F














AT Series™ Solid Contacts

Part Number	Description	Size	AWG	Type
AT62-209-1631	Female Contact, Socket, Gold-plated	16	14	Solid
AT62-209-16141	Female Contact, Socket, Nickel-plated	16	14	Solid
AT62-201-1631	Female Contact, Socket, Gold-plated	16	16-20	Solid
AT62-201-16141	Female Contact, Socket, Nickel-plated	16	16-20	Solid
AT60-215-1631	Male Contact, Pin, Gold-plated	16	14	Solid
AT60-215-16141	Male Contact, Pin, Nickel-plated	16	14	Solid
AT60-202-1631	Male Contact, Pin, Gold-plated	16	16-20	Solid
AT60-202-16141	Male Contact, Pin, Nickel-plated	16	16-20	Solid



2 Position - AT Series™ LED Plugs and Wedgelocks

Image	Part Number	Description	Size	Amp
	AT06-2S-LED1201	2 Position, Plug, Socket, AT Series™ LED, 12V, Standard Diameter Rear Seal (Red), White LED, AT-SR01™ Clear End Cap, Grey Body (Requires Wedgelock AW2S-LED)	16	13A
	AT06-2S-LED1202	2 Position, Plug, Socket, AT Series™ LED, 12V, Reduced Diameter Rear Seal (Green), White LED, AT-SR01™ Clear Endcap, Grey Body (Requires Wedgelock AW2S-LED)	16	13A
	AT06-2S-LED1220	2 Position, Plug, Socket, AT Series™ LED, 12V, Standard Diameter Rear Seal (Red), Red LED, AT-SR01™ Clear Endcap, Grey Body (Requires Wedgelock AW2S-LED)	16	13A
	AT06-2S-LED1224V	2 Position, Plug, Socket, AT Series™ LED, 12V or 24V, RVP Circuit, Standard Diameter Rear Seal (Red), Green LED, AT-SR01™ Clear Endcap, Black Body (Requires Wedgelock AW2S-LED)	16	13A
	AT06-2S-LED1224VR	2 Position, Plug, Socket, AT Series™ LED, 12V or 24V, RVP Circuit, Reduced Diameter Rear Seal (Green), Green LED, AT-SR01™ Clear Endcap, Black Body (Requires Wedgelock AW2S-LED)	16	13A
	AT06-2S-LED1230	2 Position, Plug, Socket, AT Series™ LED, 12V, Standard Diameter Rear Seal (Red), Green LED, AT-SR01™ Clear Endcap, Grey Body (Requires Wedgelock AW2S-LED)	16	13A
	AT06-2S-LED12V01	2 Position, Plug, Socket, AT Series™ LED, 12V, Standard Diameter Rear Seal (Red), RVP Circuit, Green LED, AT-SR01™ Clear Endcap, Grey Body (Requires Wedgelock AW2S-LED)	16	13A





## 2 Position - AT Series™ LED Plugs and Wedgelocks, cont.

Image	Part Number	Description	Size	Amp
	AT06-2S-LED12VR1	2 Position, Plug, Socket, AT Series™ LED, 12V, RVP Circuit, Reduced Diameter Rear Seal (Green), Green LED, AT-SR01™ Clear Endcap, Grey Body (Requires Wedgelock AW2S-LED)	16	13A
	AT06-2S-LED2401	2 Position, Plug, Socket, AT Series™ LED, 24V, Standard Diameter Rear Seal (Red), White LED, AT-SR01™ Clear End Cap, Black Body (Requires Wedgelock AW2S-LED)	16	13A
	AT06-2S-LED2402	2 Position, Plug, Socket, AT Series™ LED, 24V, Reduced Diameter Rear Seal (Green), White LED, AT-SR01™ Clear Endcap, Black Body (Requires Wedgelock AW2S-LED)	16	13A
	AT06-2S-LED2420	2 Position, Plug, Socket, AT Series™ LED, 24V, Standard Diameter Rear Seal (Red), Red LED, AT-SR01™ Clear Endcap, Black Body (Requires Wedgelock AW2S-LED)	16	13A
	AT06-2S-LED2430	2 Position, Plug, Socket, AT Series™ LED, 24V, Standard Diameter Rear Seal (Red), Green LED, AT-SR01™ Clear Endcap, Black Body (Requires Wedgelock AW2S-LED)	16	13A
	AT06-2S-LED24V01	2 Position, Plug, Socket, AT Series™ LED, 24V, RVP Circuit, Standard Diameter Rear Seal (Red), Green LED, AT-SR01™ Clear Endcap, Black Body (Requires Wedgelock AW2S-LED)	16	13A
	AT06-2S-LED24VR1	2 Pos, Plug, Socket, AT Series™ LED, 24V, RVP Circuit, Reduced Diameter Rear Seal (Green), Green LED, AT-SR01™ Clear Endcap, Black Body (Requires Wedgelock AW2S-LED)	16	13A
	AT06-2S-LED1224V-OMC	2 Position, Plug, Socket, Structure Plus™ AT LED, 12V or 24V, RVP Circuit, Standard Diameter Rear Seal (Red), Green LED, Clear Body (AW2S-LED)	16	13A
	AT06-2S-LED1224VR-OMC	2 Position, Plug, Socket, Structure Plus™ AT LED, 12V or 24V, RVP Circuit, Reduced Diameter Rear Seal (Green), Green LED, Clear Body (Requires Wedgelock AW2S-LED),	16	13A
	AT06-2S-LED12V01-OMC	2 Position, Plug, Socket, Structure Plus™ AT LED, 12V, RVP Circuit, Standard Diameter Rear Seal (Red), Green LED, Clear Body (Requires Wedgelock AW2S-LED)	16	13A
	AT06-2S-LED12VR1-OMC	2 Position, Plug, Socket, Structure Plus™ AT LED, 12V, RVP Circuit, Reduced Diameter Rear Seal (Green), Green LED, Clear Body (Requires Wedgelock AW2S-LED),	16	13A
	AT06-2S-LED24V01-OMC	2 Position, Plug, Socket, Structure Plus™ AT LED, 24V, RVP Circuit, Standard Diameter Rear Seal (Red), Green LED, Clear Body (Requires Wedgelock AW2S-LED)	16	13A
	AT06-2S-LED24VR1-OMC	2 Position, Plug, Socket, Structure Plus™ AT LED, 24V, RVP Circuit, Reduced Diameter Rear Seal (Green), Green LED, Clear Body, (Requires Wedgelock AW2S-LED),	16	13A

2 Position - AT Series™ LED Plugs and Wedgelocks, cont.

Image	Part Number	Description	Size	Amp
	AW2S-LED	2 Position, LED Wedgelock, Black	-	-
	50-80590	AT Series™ LED Contact Removal Tool	-	-


2 Position - AT Series™ LED Plug Kits

	AT06-2S-LED12K1	2 Position, Plug Kit, AT Series™ LED, 12V, Standard Diameter Rear Seal (Red), White LED, AT-SR01™ Clear Endcap, Grey Body, Contacts and Wedge included	16	13A
	AT06-2S-LED12K2	2 Position, Plug Kit, AT Series™ LED, 12V, Reduced Diameter Rear Seal (Green), White LED, AT-SR01™ Clear Endcap, Grey Body, Contacts and Wedge included	16	13A
	AT06-2S-LED24K1	2 Position, Plug Kit, AT Series™ LED, 24V, Standard Diameter Rear Seal (Red), White LED, AT-SR01™ Clear Endcap, Black Body, Contacts and Wedge included.	16	13A
	AT06-2S-LED24K2	2 Position, Plug Kit, AT Series™ LED, 24V, Reduced Diameter Rear Seal (Green), White LED, AT-SR01™ Clear Endcap, Black Body, Contacts and Wedge included.	16	13A

Related Items

**SP** Structure+™ Family

Overmold Compatible Connectors for AT, AT LED, ATHD and ATP Series™ Connectors



Available in 1, 2, 3, 4, 6, 8 and 12 position

Amphenol Sine Systems' **StructurePlus™ Family** of overmold compatible connectors are an **engineered, one-piece, solid body construction and are specifically designed for cable assembly operations requiring custom molding or shrink tube requirements.** The added connector structure results in enhanced connection integrity that is an essential component for connecting cable in harsh environments.

**Potential Applications:** Heavy Duty, Transportation, Marine, Diagnostic, Military, Alternative Energy, Agricultural as well as other demanding interconnect applications

**For more information, contact:** Customer Service, +1 800 394 7732, [csr@amphenol-sine.com](mailto:csr@amphenol-sine.com)

© 2018 Amphenol Sine Systems Corporation, 44274 Morley Drive, Clinton Township MI 48036 USA. [www.amphenol-sine.com](http://www.amphenol-sine.com). Customer Service +1 800 394 7732  
Every effort has been made to ensure that the information contained in this document is accurate at the time of publication. Specifications or information stated in this document are subject to change without notice.





# AT ATSeries™ Bulkhead



48 Position Bulkhead Receptacles



Available in 4 X 12 (48 Pos) Configuration

Our **AT Series™ Bulkhead Receptacle** combines a robust, easy to mount IP67 sealed housing with the benefits of **AT Series™ (13A)** connectors requiring less operating space, allowing higher density installation. Available in a 4 X 12 (48 Pos) configuration, each connector module is individually keyed, and color coded to prevent mis-mating. Suitable for a wide range of applications with the ability to attach from the front side of device and secure locking with high resistance to vibrations offers increased design flexibility.

The **AT Series™** connector design incorporates an integral latching system that ensures a definitive electrical and mechanical connection. Connector housings are manufactured with a durable, UV resistant, thermoplastic material with dielectric/mechanical properties and environmentally RoHS compliant. The sealing system is comprised of front and rear silicone seals, multi-sealing perimeter against environmental ingress. Contacts are derived from quality copper alloy to ensure an electrically-reliable connection.

**Applications:** Heavy Duty, Transportation, Marine, Diagnostic, Military, Alternative Energy, Agricultural and other demanding interconnect architectures

## Key Features

- Standard or Reduced Diameter Wire Sealing Capability
- Captive Bulkhead Seal with Advanced Environmental Sealing Performance (IP67)
- Colored Coded for Easy Visual Identification & Individually "Keying" Prevents Mis-mate
- Rapid & Secure Installation, Compact & Lightweight
- Space Saving, Easy Attachment to Connector at Any Time
- Suitable for a Wide Range of Harsh Applications
- Common Contact System (Size 16, 14-20AWG)
- Excellent Tactile-Click Mating
- Compatible with **AT Series™** Plug Connectors and other existing standard products industry-wide.

**AT ATSeries™**

12 Pos. Plugs  
Keyed A/B/C/D



**A ASeries™ Family**

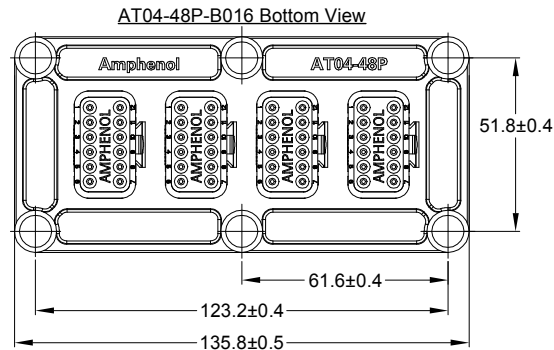
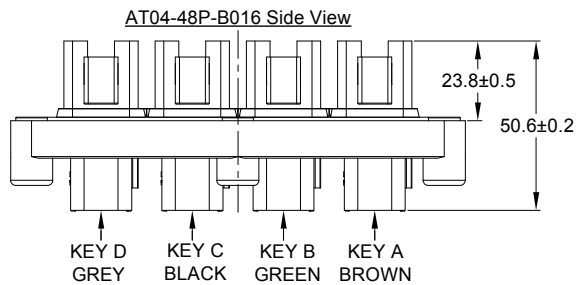


Standard products. Custom solutions  
Customer Service +1 800 394 7732



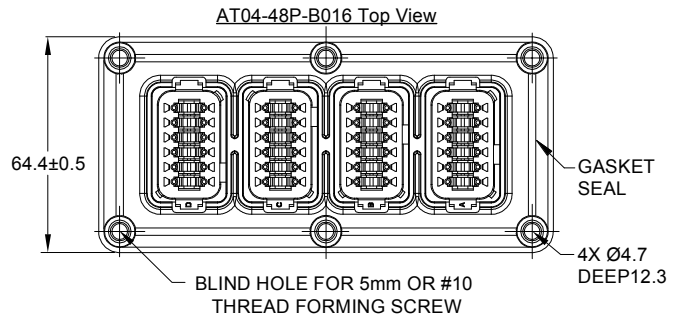
AT Series™ Bulkhead Receptacles and AT Series™ Plugs

Image	Part Number	Description	Contact Size	Amps/Voltage	AWG
	AT04-48P-B016	48 Pos. (4 x 12 Pos.), Receptacle, Keyed A/B/C/D, Sealed Flange (AW12P Wedge sold separately. See below.)	16	13/250	14-20
	AT04-48P-B016RD	48 Pos. (4 x 12 Pos.), Receptacle, Keyed A/B/C/D, Sealed Flange, Reduced Rear Seal (AW12P Wedge sold separately. See below.)	16	13/250	14-20
	AW12P	12 Pos., Wedgelock, Receptacle (AW12P Wedge sold separately.)	-	-	-
	AT06-12SA	12 Pos., Plug, Keyed A (AW12S Wedge sold separately. See below.)	16	13/250	14-20
	AT06-12SB	12 Pos., Plug, Keyed B (AW12S Wedge sold separately. See below.)	16	13/250	14-20
	AT06-12SC	12 Pos., Plug, Keyed C (AW12S Wedge sold separately. See below.)	16	13/250	14-20
	AT06-12SD	12 Pos., Plug, Keyed D (AW12S Wedge sold separately. See below.)	16	13/250	14-20
	AW12S	12 Pos., Wedgelock, Plug (AW12S Wedge sold separately.)	-	-	-



**Contact Size and Rear Seal Range**

	Contact Size	Min Insulation O.D.	Max Insulation O.D.	AWG Range
Standard	16	2.24mm (.088 in)	3.68mm (.145 in)	14-20
Reduced	16	1.35mm (.053 in)	3.05mm (.120 in)	14-20



**For more information, contact:** Customer Service, +1 800 394 7732, [csr@amphenol-sine.com](mailto:csr@amphenol-sine.com)



# AT Series™

## Integrated Resistors & Diodes for Heavy Duty Applications

- Bussing • Thermistors • Industry standard options for J1939
- Environmentally-sealed for harsh conditions
- Factory-assembled for simple plug-and-play installation
- Eliminates issues with soldering components in wiring harness
- Custom electronic packaging for all AT, ATP and ATM Series™ connectors



## Customized DIY Electronic Packaging Kits Available

Contact Customer Service for Custom Solutions and More



**A Series™ Family**



Standard products. Custom solutions  
Customer Service +1 800 394 7732

AT Series™ Integrated Resistor and Diodes - Receptacles and Plugs

Part	Face View	Part Number	Type	Description
		AT04-2P-R120YEL	Receptacle, Resistor	2 Position, Receptacle, 120 Ohm Resistor, NI Pins, Yellow, Wedgelock
		AT04-2P-THM10K	Receptacle, Thermistor	2 Position, Receptacle, 10K Ohm Thermistor, NI Pins, Red, Wedgelock
		AT04-2P-DIN4GRY	Receptacle, Diode	2 Position, Receptacle, Diode, 1N4004, NI Pins, Grey, Wedgelock
		AT04-3P-RJ120BK	Receptacle, Resistor	3 Position, Receptacle, J1939-11, 120 Ohm Resistor, Gold Pins, Black, Blue Wedgelock
		AT04-3P-RJ120	Receptacle, Resistor	3 Position, Receptacle, J1939-11, 120 Ohm Resistor, Gold Pins, Grey, Blue Wedgelock
		AT04-4P-R1K2K	Receptacle, Resistor	4 Position, Receptacle, 1.2K & 2.7K Ohm Resistor, NI Pins, Grey, Wedgelock
		AT04-6P-R120BL	Receptacle, Resistor	6 Position, Receptacle, 6 Gang Buss w/ 120 Ohm Resistor, NI Pins, Blue, Wedgelock
		AT04-2P-RT01	Receptacle, Terminator	2 Position Receptacle, Pin, Terminator, Black
		AT04-2P-RT02	Receptacle, Terminator	2 Position Receptacle, Pin, Terminator, Black
		AT04-2P-RT06	Receptacle, Diode	2 Position Receptacle, Pin, T.V.S. Diode, Green
		AT04-2P-RT25	Receptacle, Resistor	2 Position Receptacle, Pin, Resistor, Black
		AT04-4P-RT01	Receptacle, Terminator	4 Position Receptacle, Pin, Terminator, Black
		AT04-4P-RT03	Receptacle, Terminator	4 Position Receptacle, Pin, Terminator, Grey
		AT06-2S-R120YEL	Plug, Resistor	2 Position, Plug, 120 Ohm Resistor, NI Sockets, Yellow, Standard Wedgelock
		AT06-2S-D1224V	Plug, Diode	2 Position, Plug, Socket, Integrated Rectifier Diode, 12V or 24V, 13A, Clear Endcap (No LED), Black Body (AW2S-LED Wedgelock Required) Mates to AT04-2P* Receptacle
		AT06-2S-D1224VR	Plug, Diode	2 Position, Plug, Socket, Integrated Rectifier Diode, 12V or 24V, 13A, Reduced Diameter Seal, Clear Endcap (No LED), Black Body (AW2S-LED Wedgelock Required) Mates to AT04-2P* Receptacle
		AT06-3S-RJ120BK	Plug, Resistor	3 Position, Plug, J1939-11, 120 Ohm Resistor, Gold Sockets, Grey, Blue Wedgelock
		AT06-3S-RJ120	Plug, Resistor	3 Position, Plug, J-1939, 120 Ohm Resistor, End Cap, Grey, Blue Wedgelock
		AT06-3S-R680	Plug, Resistor	3 Position, Plug, 680 Ohm Resistor, End Cap, Grey, Standard Wedgelock <b>NOTE:</b> Resistor is between A and B position.

**For more information, contact:** Customer Service, +1 800 394 7732, [csr@amphenol-sine.com](mailto:csr@amphenol-sine.com)

© 2018 Amphenol Sine Systems Corporation, 44274 Morley Drive, Clinton Township MI 48036 USA. [www.amphenol-sine.com](http://www.amphenol-sine.com). Customer Service +1 800 394 7732  
Every effort has been made to ensure that the information contained in this document is accurate at the time of publication. Specifications or information stated in this document are subject to change without notice.





# ATHD ATHD Series™



## Heavy Duty, Thermoplastic, Power Connectors

### Available in Single Position

Our **ATHD Series™** Heavy Duty Power Connectors provide an environmentally sealed connection system and solution to field splices and terminals in harsh environments. Safety features include an integral latch to prevent inadvertent disconnect and an audible, tactile, "click" provides circuit confirmation. Precision machined contact technology maximizes performance and durability while delivering up to 100A of power.

Available in **In-Line (Wire-to-Wire)**, **BoardLock™**, **PanelMate™** and **StructurePlus™** options. Also available as cable assemblies in a variety of standard lengths (1, 2, 4, 5 and 10 Meter).



**Applications:** Heavy Duty, Transportation, Marine, Diagnostic, Military, Alternative Energy and Agricultural

### Key Features

- Intermatable with industry standard connectors
- Circular, Thermoplastic Housing
- Integral Latch Prevents Inadvertent Disconnect
- In-line (Wire-to-Wire), BoardLock™ or PanelMate™ Options
- Customized project-specific colors

### Available Modifications

- **-BMXX** - BoardLock™ ATFHD Receptacle
- **-L009** - PanelMate™ ATHD Receptacle for inside mounting
- **-L013** - PanelMate™ ATHD Receptacle for outside mounting
- **-OM** - StructurePlus™ ATHD Overmold Capable
- **-E003** - Endcap



Current Rating	Up to 100A
Voltage Rating	Up to 1000V
Operating Temperature	-55°C to +125°C
Dielectric Withstand Voltage	Less than 2 Milliamps Current Leakage @ up to 3000V AC
Insulation Resistance	1000 Megohms Minimum @ 25°C
Mating Cycle Durability	>100 Cycles
Wire Size	4-14AWG








**A Series™ Family**



Standard products. Custom solutions  
Customer Service +1 800 394 7732

Single Position - **ATHD Series™** Receptacles

Image	Part Number	Description	Size	Amp
	ATHD04-1-4P	Single Position, Receptacle, Pin, ATHD™, Black Body	4	100A
	ATHD04-1-8P	Single Position, Receptacle, Pin, ATHD™, Black Body	8	60A
	ATHD04-1-8P-E003	Single Position, Receptacle, Pin, ATHD™, Endcap, Black Body	8	60A
	ATHD04-1-12P	Single Position, Receptacle, Pin, ATHD™, Black Body	12	25A
	ATHD04-1-12P-E003	Single Position, Receptacle, Pin, ATHD™, Endcap, Black Body	12	25A


 Single Position - **BoardLock™ ATFHD** Receptacles

	ATFHD13-1-4P-BM11	Single Position, Receptacle, Pin, Gold-Plated, BoardLock™ ATFHD, Self-Tapping, Black Body	4	100A
	ATFHD13-1-4P-BM13	Single Position, Receptacle, Pin, Nickel-Plated, BoardLock™ ATFHD, Self-Tapping, Black Body	4	100A





 Single Position - **PanelMate™ ATHD** Receptacles

	ATHD04-1-4P-L009	Single Position, Receptacle with Inside Mount Sealed Flange, Pin, Size 4, PanelMate™ ATHD, Self-Threading, Gasket, Standard Diameter Rear Seal (Red), Black Body	4	100A
	ATHD04-1-4P-L013	Single Position, Receptacle with Outside Mount Sealed Flange, Pin, Size 4, PanelMate™ ATHD, Self-Threading, Gasket, Standard Diameter Rear Seal (Red), Black Body	4	100A
	ATHD04-1-8P-PM05	Single Position, Receptacle with Flange, Pin, Size 8, PanelMate™ ATHD, Threaded Insert, Gasket, Standard Diameter Rear Seal (Red), Black Body	8	60A
	ATHD04-1-8P-PM11	Single Position, Receptacle with Flange, Pin, Size 8, PanelMate™ ATHD, Self-Threading, Gasket, Standard Diameter Rear Seal (Red), Black Body	8	60A
	ATHD04-1-12P-PM05	Single Position, Receptacle with Flange, Pin, Size 12, PanelMate™ ATHD, Threaded Insert, Gasket, Standard Diameter Rear Seal (Red), Black Body	12	25A
	ATHD04-1-12P-PM11	Single Position, Receptacle with Flange, Pin, Size 12, PanelMate™ ATHD, Self-Threading, Gasket, Standard Diameter Rear Seal (Red), Black Body	12	25A



 Single Position - **ATHD Series™** Plugs

	ATHD06-1-4S	Single Position, Plug, Pin, ATHD™, Black Body	4	100A
---	-------------	---	---	------

Single Position - **ATHD Series™** Plugs, cont.

Image	Part Number	Description	Size	Amp
	ATHD06-1-8S	Single Position, Plug, Socket, ATHD™, Black Body	8	60A
	ATHD06-1-8S-E003	Single Position, Plug, Socket, ATHD™, Endcap, Black Body	8	60A
	ATHD06-1-12S	Single Position, Plug, Socket, ATHD™, Black Body	12	25A
	ATHD06-1-12S-E003	Single Position, Plug, Socket, ATHD™, Endcap, Black Body	12	25A

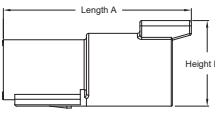
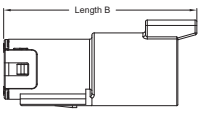
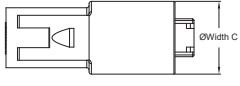
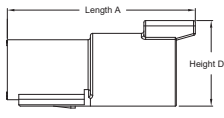
 Single Position - **StructurePlus™** ATHD Plugs

	ATHD06-1-8S-OM	Single Position, Plug, Socket, StructurePlus™ ATHD, Black Body	8	60A
	ATHD06-1-12S-OM	Single Position, Plug, Socket, StructurePlus™ ATHD, Black	12	25A

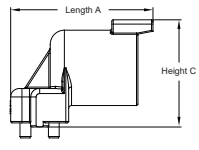
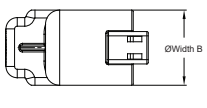
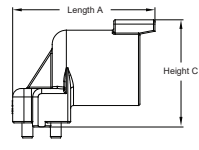
 Single Position - **ATHD Series™** Contacts

Image	Part Number	Description	Size	Amp
	AT60-203-04141-4	Pin, Machined, 4AWG, Copper Alloy, Nickel-plated	4	100A
	AT60-204-0490	Pin, Machined, 6AWG, Copper Alloy, Nickel-plated	4	100A
	AT60-204-08141	Pin, Machined, 8-10AWG, Copper Alloy, Nickel-plated	8	60A
	AT60-204-12141	Pin, Machined, 12-14AWG, Copper Alloy, Nickel-plated	12	25A
	AT60-220-1231	Pin, Machined, 12-14AWG, Copper Alloy, Gold-plated	12	25A
	AT62-203-04141	Socket, Machined, 6AWG, Copper Alloy, Nickel-plated	4	100A
	AT62-203-04141-4	Socket, Machined, 4AWG, Copper Alloy, Nickel-plated	4	100A
	AT62-203-08141	Socket, Machined, 8-10AWG, Copper Alloy, Nickel-plated	8	60A
	AT62-203-12141	Socket, Machined, 12-14AWG, Copper Alloy, Nickel-plated	12	25A
	AT62-210-1231	Socket, Machined, 12-14AWG, Copper Alloy, Gold-plated	12	25A

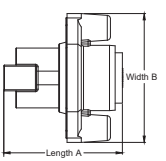
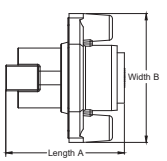
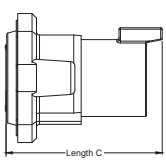
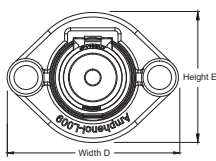
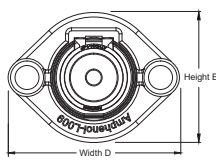
**ATHD Series™ Receptacle Dimensions (in mm)**

				
Size	Length A	Length B (-E003 Modification)	ØWidth C	Height D
4P	52.5	-	26.5	29.8
8P	52.9±0.6	53.8	20.3	23.9
12P	52.5±0.6	53.8±0.6	18.0	21.6

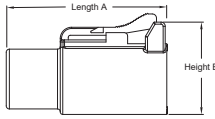
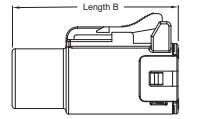
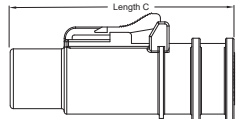
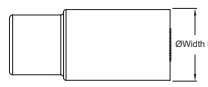
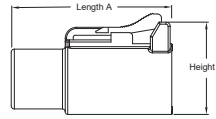
**BoardLock™ ATFHD Receptacle Dimensions (in mm)**

			
Size	Length A	ØWidth B	Height C
4P	50.1	26.5	37.8

**PanelMate™ ATHD Receptacle Dimensions (in mm)**

					
Size	Length A (-L009 Front Flange Mount)	Width B (-L009 Front Flange Mount)	Length C (-L013 Rear Flange Mount)	Width D (-L013 Rear Flange Mount)	Height E (-L009/L013)
4P	52.5	57.3	52.5	57.3	43.3

**ATHD Series™ Plug Dimensions (in mm)**

					
Size	Length A	Length B (-E003 Modification)	Length C (-OM Modification- StructurePlus™)	ØWidth D	Height E
4S	38.2	-	-	22.3	29.4
8S	38.1±0.5	39.3±0.5	53.5±0.5	16.8	21.9
12S	38.0±0.5	39.3±0.5	53.0±0.5	14.5	19.6

**For more information, contact:** Customer Service, +1 800 394 7732, [csr@amphenol-sine.com](mailto:csr@amphenol-sine.com)

© 2020 Amphenol Sine Systems Corporation, 44274 Morley Drive, Clinton Township MI 48036 USA. [www.amphenol-sine.com](http://www.amphenol-sine.com). Customer Service +1 800 394 7732  
Every effort has been made to ensure that the information contained in this document is accurate at the time of publication. Specifications or information stated in this document are subject to change without notice.





# ATHD Series™ Cable Assemblies



## Available in Single Position Plugs and Receptacles (Size #8 and #12)

Single-ended cordset standard lengths of 1, 2, 4, 5 and 10 Meters. Contact Customer Service for custom cable length options.

Amphenol Sine Systems' **ATHD Series™ Cable Assemblies** are an overmolded, strain relief option based on our **ATHD Series™ Heavy-Duty Power Connectors**, which provide an environmentally sealed connection system and solution to field splices and terminals in harsh environments. Safety features include an integral latch to prevent inadvertent disconnect and an audible, tactile, "click" provide circuit confirmation. Precision machined contact technology maximizes performance and durability while delivering up to 75A of power in our cable assemblies.

Our Plug assemblies feature our **StructurePlus™ ATHD** design, **an engineered, one-piece, solid body construction specifically designed for cable assembly operations**. The added connector structure results in enhanced connection integrity that is an essential component for connecting cable in harsh environments.



The process utilizes first-quality resins which encapsulate the wire terminations into the connector housing creating a highly functional & compact strain relief to ensure a long service life. Built to exceptional quality standards, the resulting barrier of protection provides **IP68 rated (1M of water for 24 hrs in mated condition)** sealing capability, preventing liquid ingress for a variety of markets such as Heavy Duty, Transportation, Marine, Diagnostic, Military, Alternative Energy and Agricultural.



Standard products. Custom solutions  
Customer Service +1 800 394 7732

Cable Assembly Specifications

Temp Range	-40°C to +100°C
Current Rating	<b>Size 8/8AWG:</b> 75A <b>Size 12/10AWG:</b> 40A <b>Size 12/12AWG:</b> 30A
Voltage	600V AC/DC
Mating Cycles	>100
Sealing Protection	IP68 (1M of water for 24 hrs in mated condition)
Housing/Overmold	PA66/Polyamide
Seals	Silicone Rubber
Contacts	Copper Alloy, Nickel-plated
RoHS Compliant	All connector materials meet the requirements of the EU Directive 2002/95/EC

Cable Specifications

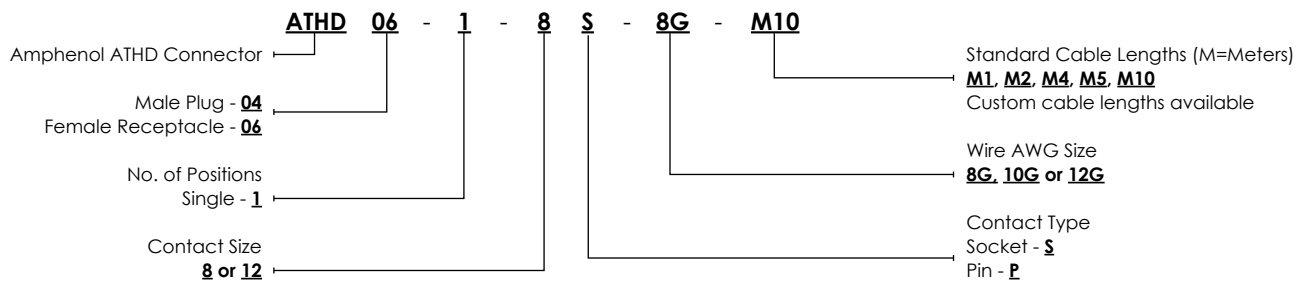
Cable Components	<b>Size 8/8AWG:</b> PVC Insulated Conductors 133x29 Bare Copper, UL1028 <b>Size 12/10AWG:</b> PVC Insulated Conductors 105x30 Bare Copper, UL1015 <b>Size 12/12AWG:</b> PVC Insulated Conductors 65x30 Bare Copper, UL1015
Cable Type	PVC, Black
Cable Approvals	<b>Size 8/8AWG:</b> UL Type AWM, Style 1028, CSA Type TEW, FT1 Flame Rated <b>Size 12/10AWG:</b> UL Type AWM, Style 1015, CSA Type TEW, FT1 Flame Rated <b>Size 12/12AWG:</b> UL Type AWM, Style 1015, CSA Type TEW, FT1 Flame Rated
Cable Resistance	Sunlight and Oil Resistant

**Note:** All datasheets containing specifications and wiring diagrams can be found at [www.amphenol-sine.com](http://www.amphenol-sine.com) under their specific part numbers.

Key Features





Part Numbering Sequence




Single Position - ATHD Series™ Cable Assembly Plugs


Available in M1, M2, M4, M5 and M10 lengths (M = Meters)


Image	Part Number	Description	Size/AWG	Amp
	ATHD06-1-8S-8G-M1	1 Position, Molded Plug, Socket, Size 8, Single-Ended Cable Assembly, 8AWG, ATHD™ Series, 1 Meter Length (Mates to ATHD04-1-8P)	8/8AWG	75A
	ATHD06-1-8S-8G-M2	1 Position, Molded Plug, Socket, Size 8, Single-Ended Cable Assembly, 8AWG, ATHD™ Series, 2 Meter Length (Mates to ATHD04-1-8P)	8/8AWG	75A
	ATHD06-1-8S-8G-M4	1 Position, Molded Plug, Socket, Size 8, Single-Ended Cable Assembly, 8AWG, ATHD™ Series, 4 Meter Length (Mates to ATHD04-1-8P)	8/8AWG	75A
	ATHD06-1-8S-8G-M5	1 Position, Molded Plug, Socket, Size 8, Single-Ended Cable Assembly, 8AWG, ATHD™ Series, 5 Meter Length (Mates to ATHD04-1-8P)	8/8AWG	75A
	ATHD06-1-8S-8G-M10	1 Position, Molded Plug, Socket, Size 8, Single-Ended Cable Assembly, 8AWG, ATHD™ Series, 10 Meter Length (Mates to ATHD04-1-8P)	8/8AWG	75A

	ATHD06-1-12S-10G-M1	1 Position, Molded Plug, Socket, Size 12, Single-Ended Cable Assembly, 10AWG, ATHD™ Series, 1 Meter Length (Mates to ATHD04-1-12P)	12/10AWG	40A
	ATHD06-1-12S-10G-M2	1 Position, Molded Plug, Socket, Size 12, Single-Ended Cable Assembly, 10AWG, ATHD™ Series, 2 Meter Length (Mates to ATHD04-1-12P)	12/10AWG	40A
	ATHD06-1-12S-10G-M4	1 Position, Molded Plug, Socket, Size 12, Single-Ended Cable Assembly, 10AWG, ATHD™ Series, 4 Meter Length (Mates to ATHD04-1-12P)	12/10AWG	40A
	ATHD06-1-12S-10G-M5	1 Position, Molded Plug, Socket, Size 12, Single-Ended Cable Assembly, 10AWG, ATHD™ Series, 5 Meter Length (Mates to ATHD04-1-12P)	12/10AWG	40A
	ATHD06-1-12S-10G-M10	1 Position, Molded Plug, Socket, Size 12, Single-Ended Cable Assembly, 10AWG, ATHD™ Series, 10 Meter Length (Mates to ATHD04-1-12P)	12/10AWG	40A

	ATHD06-1-12S-12G-M1	1 Position, Molded Plug, Socket, Size 12, Single-Ended Cable Assembly, 12AWG, ATHD™ Series, 1 Meter Length (Mates to ATHD04-1-12P)	12/12AWG	30A
	ATHD06-1-12S-12G-M2	1 Position, Molded Plug, Socket, Size 12, Single-Ended Cable Assembly, 12AWG, ATHD™ Series, 2 Meter Length (Mates to ATHD04-1-12P)	12/12AWG	30A
	ATHD06-1-12S-12G-M4	1 Position, Molded Plug, Socket, Size 12, Single-Ended Cable Assembly, 12AWG, ATHD™ Series, 4 Meter Length (Mates to ATHD04-1-12P)	12/12AWG	30A
	ATHD06-1-12S-12G-M5	1 Position, Molded Plug, Socket, Size 12, Single-Ended Cable Assembly, 12AWG, ATHD™ Series, 5 Meter Length (Mates to ATHD04-1-12P)	12/12AWG	30A
	ATHD06-1-12S-12G-M10	1 Position, Molded Plug, Socket, Size 12, Single-Ended Cable Assembly, 12AWG, ATHD™ Series, 10 Meter Length (Mates to ATHD04-1-12P)	12/12AWG	30A


Single Position - ATHD Series™ Cable Assembly Receptacles

	ATHD04-1-8P-8G-M1	1 Position, Molded Receptacle, Pin, Size 8, Single-Ended Cable Assembly, 8AWG, ATHD™ Series, 1 Meter Length (Mates to ATHD06-1-8S)	8/8AWG	75A
	ATHD04-1-8P-8G-M2	1 Position, Molded Receptacle, Pin, Size 8, Single-Ended Cable Assembly, 8AWG, ATHD™ Series, 2 Meter Length (Mates to ATHD06-1-8S)	8/8AWG	75A
	ATHD04-1-8P-8G-M4	1 Position, Molded Receptacle, Pin, Size 8, Single-Ended Cable Assembly, 8AWG, ATHD™ Series, 4 Meter Length (Mates to ATHD06-1-8S)	8/8AWG	75A
	ATHD04-1-8P-8G-M5	1 Position, Molded Receptacle, Pin, Size 8, Single-Ended Cable Assembly, 8AWG, ATHD™ Series, 5 Meter Length (Mates to ATHD06-1-8S)	8/8AWG	75A
	ATHD04-1-8P-8G-M10	1 Position, Molded Receptacle, Pin, Size 8, Single-Ended Cable Assembly, 8AWG, ATHD™ Series, 10 Meter Length (Mates to ATHD06-1-8S)	8/8AWG	75A

	ATHD04-1-12P-10G-M1	1 Position, Molded Receptacle, Pin, Size 12, Single-Ended Cable Assembly, 10AWG, ATHD™ Series, 1 Meter Length (Mates to ATHD06-1-12S)	12/10AWG	40A
	ATHD04-1-12P-10G-M2	1 Position, Molded Receptacle, Pin, Size 12, Single-Ended Cable Assembly, 10AWG, ATHD™ Series, 2 Meter Length (Mates to ATHD06-1-12S)	12/10AWG	40A
	ATHD04-1-12P-10G-M4	1 Position, Molded Receptacle, Pin, Size 12, Single-Ended Cable Assembly, 10AWG, ATHD™ Series, 4 Meter Length (Mates to ATHD06-1-12S)	12/10AWG	40A
	ATHD04-1-12P-10G-M5	1 Position, Molded Receptacle, Pin, Size 12, Single-Ended Cable Assembly, 10AWG, ATHD™ Series, 5 Meter Length (Mates to ATHD06-1-12S)	12/10AWG	40A
	ATHD04-1-12P-10G-M10	1 Position, Molded Receptacle, Pin, Size 12, Single-Ended Cable Assembly, 10AWG, ATHD™ Series, 10 Meter Length (Mates to ATHD06-1-12S)	12/10AWG	40A

Single Position - ATHD Series™ Cable Assembly Receptacles, cont.

Available in M1, M2, M4, M5 and M10 lengths (M = Meters)

Image	Part Number	Description	Size/AWG	Amp
	ATHD04-1-12P-12G-M1	1 Position, Molded Receptacle, Pin, Size 12, Single-Ended Cable Assembly, 12AWG, ATHD™ Series, 1 Meter Length (Mates to ATHD06-1-12S)	12/12AWG	30A
	ATHD04-1-12P-12G-M2	1 Position, Molded Receptacle, Pin, Size 12, Single-Ended Cable Assembly, 12AWG, ATHD™ Series, 2 Meter Length (Mates to ATHD06-1-12S)	12/12AWG	30A
	ATHD04-1-12P-12G-M4	1 Position, Molded Receptacle, Pin, Size 12, Single-Ended Cable Assembly, 12AWG, ATHD™ Series, 4 Meter Length (Mates to ATHD06-1-12S)	12/12AWG	30A
	ATHD04-1-12P-12G-M5	1 Position, Molded Receptacle, Pin, Size 12, Single-Ended Cable Assembly, 12AWG, ATHD™ Series, 5 Meter Length (Mates to ATHD06-1-12S)	12/12AWG	30A
	ATHD04-1-12P-12G-M10	1 Position, Molded Receptacle, Pin, Size 12, Single-Ended Cable Assembly, 12AWG, ATHD™ Series, 10 Meter Length (Mates to ATHD06-1-12S)	12/12AWG	30A

Related Items



## Heavy Duty, Thermoplastic, Power Connectors

Available in Single Position

Amphenol Sine Systems' **ATHD Series™** Heavy Duty Power Connectors provide an environmentally sealed connection system and solution to field splices and terminals in harsh environments. Safety features include an integral latch to prevent inadvertent disconnect and an audible, tactile, "click" provides circuit confirmation. Precision machined contact technology maximizes performance and durability while delivering up to 100A of power.

Available in **In-Line (Wire-to-Wire)**, **BoardLock™**, **PanelMate™** and **StructurePlus™** options.



**Potential Applications:** Heavy Duty, Transportation, Marine, Diagnostic, Military, Alternative Energy and Agricultural




## Overmold Compatible Connectors for AT, AT LED, ATHD and ATP Series™ Connectors

Available in 1, 2, 3, 4, 6, 8 and 12 position

Amphenol Sine Systems' **StructurePlus™ Family** of overmold compatible connectors are an **engineered, one-piece, solid body construction and are specifically designed for cable assembly operations requiring custom molding or shrink tube requirements.** The added connector structure results in enhanced connection integrity that is an essential component for connecting cable in harsh environments.

**Potential Applications:** Heavy Duty, Transportation, Marine, Diagnostic, Military, Alternative Energy, Agricultural as well as other demanding interconnect applications




**For more information, contact:** Customer Service, +1 800 394 7732, [csr@amphenol-sine.com](mailto:csr@amphenol-sine.com)





# ATM ATM Series™

Heavy-Duty, Multi-Pin, 7.5A,  
Thermoplastic Connectors



Available in 2, 3, 4, 6, 8 and 12 positions

Amphenol Sine Systems' **ATM Series™** connectors are an IP67-rated (mated condition), high-performance, cost-effective solution specifically designed for smaller AWG applications, while still maintaining the strengths of the AT Series™ product line. All of our ATM Series™ connectors have been developed to be compatible with other existing standard products industry-wide.

The connector design incorporates an integral latching system that ensures a definitive electrical and mechanical connection. Connector housings are manufactured with a thermoplastic material that is not only durable, but has excellent UV resistance, dielectric/mechanical properties and environmentally RoHS compliant. The sealing system is comprised of an internal and rear silicone, multi-sealing perimeter against environmental ingress. Contacts are derived from quality copper alloy to ensure an electrically-reliable connection.

**Applications:** Marine, Heavy Equipment, Agricultural, Automotive, Alternative Energy, as well as other demanding interconnect applications

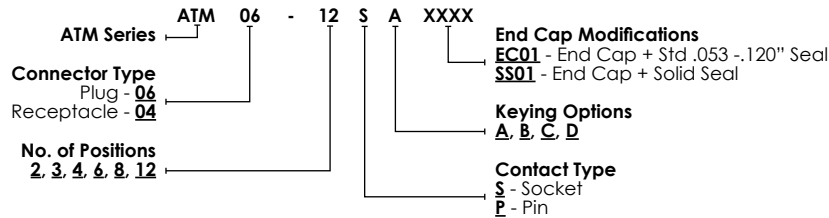
Available in an **ATMH Series™ - High Temperature** option which **features an increased operating temperature range of -55°C to 150°C**, ideal for "under the hood" applications, along with an IP68 (1M of water for a period of 24 hours, mated condition) & IP69K (in mated condition) rating. Also available in **BoardLock™ ATM** options, featuring flanged, 90° right angle or 180° straight, wire-to-board functionality, along with an IP67 rating (in mated condition).



Standard products. Custom solutions  
Customer Service +1 800 394 7732



ATM Series™ - Part Numbering Sequence



ATM Series™ - Features & Benefits

Current Capacity	Size 20, 7.5A
Wire Range	Size 20 contacts will accept wire ranges of 16 thru 22AWG
Operating Temperature	<b>-55°C to +125°C at rated current</b>
IP Rating	IP67 (in mated condition)
Dielectric Value	Meets or exceeds 1500 volts minimum
Drop Test	Shall not become detached or loosened when placed at 750mm and dropped to concrete eight times
Shock	No latch disengagement or discontinuity shall be the result when subjected to 50 g's in each of three axis (X, Y & Z)
Vibration	Continued continuity without degradation to mechanical or physical attributes following vibration. (max acceleration 20 g's at Sine sweep of 10-2000Hz)
Connector Terminal Retention	When subjected to a direct pull, contacts achieve a minimum pull-out force of 89 lbs.
Connector Retention	A mated connector subjected to a pulling force by the exiting wire bundle at 89 lbs. times the number of contacts to a maximum of 356 lbs. applying load for 30 seconds
Thermal Shock	Subjected to 10 cycles at -55°C to +125°C with no cracking, chipping or other damage detrimental to the normal operation of the connector
Insulation Resistance	Insulation resistance at 25°C shall be greater than 20 megohms when 1000 VDC are applied
Mating Cycle Durability	Following 100 cycles of connection engagement and disengagement, degradation either mechanical or electrical is not evident
Contact Millivolt Drop	Size 20 contacts with 20AWG conductor - 60mV (solid contact) drop max; 100mV (stamped & formed contact) drop max at 7.5A test current

ATM Series™ - Product Material

Housings	Thermoplastic
Seals	Silicone Elastomer
Secondary Locks	Thermoplastic
Contacts	Copper Alloy, Nickel Plated, Gold optional

ATM Series™ - Contacts (For a complete contact list, see individual ATM Plug and Receptacle datasheets.)

Part Number	Description	Size	AWG	Type
AT62-201-2031	Female Contact - Socket, Gold-plated	20-22	20	Solid
AT60-202-2031	Male Contact - Pin, Gold-plated	20-22	20	Solid
AT62-201-20141	Female Contact - Socket, Nickel-plated	20-22	20	Solid
AT60-202-20141	Male Contact - Pin, Nickel-plated	20-22	20	Solid
AT62-20-0144	Female Contact - Socket, Gold-plated	16-22	20	Stamped & Formed
AT60-20-0144	Male Contact - Pin, Gold-plated	16-22	20	Stamped & Formed
AT62-20-0122	Female Contact - Socket, Nickel-plated	16-22	20	Stamped & Formed
AT60-20-0122	Male Contact - Pin, Nickel-plated	16-22	20	Stamped & Formed



# ATMH Series™



## Heavy-Duty, Multi-Pin, 7.5A, High Temperature Thermoplastic Connectors



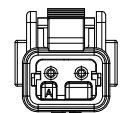
### Available in 2 position

Amphenol Sine Systems' **ATMH Series™** connectors, an extension of our ATM Series™, are an IP68/69K rated (mated condition), high-performance, cost-effective solution designed for smaller AWG applications, and ideally suited for "under the hood" applications where higher temperatures are required. While our ATM Series™ connectors have an Operating Temperature Range of -55°C to 125°C, **our ATMH Series™ has an increased operating temperature range of -55°C to 150°C.** All of our ATMH Series™ connectors have been developed to be compatible with other existing standard products industry-wide.

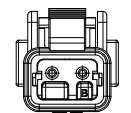
**Applications:** Marine, Heavy Equipment, Agricultural, Automotive, Alternative Energy, as well as other demanding interconnect applications

**ATMH Series™** plugs and receptacles both arrive with an integrated, "unseated", **Terminal Position Assurance (TPA) Lock.** Once the contacts have been installed by the user, the TPA's can then be fully "seated" for proper use. The TPA's are color-coded for their respective keying position: **Keyed A-Grey**, **Keyed B-Black**, **Keyed C-Green**, and **Keyed D-Brown.**

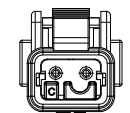
ATMH Series™ Keying Options (Plug TPAs are shown "seated". Receptacle TPAs are hidden from view.)



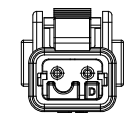
Keyed A Plug  
ATMH06-2SA  
TPA Color: Grey



Keyed B Plug  
ATMH06-2SB  
TPA Color: Black



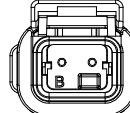
Keyed C Plug  
ATMH06-2SC  
TPA Color: Green



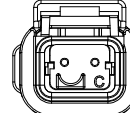
Keyed D Plug  
ATMH06-2SD  
TPA Color: Brown



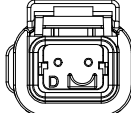
Keyed A Recep  
ATMH04-2PA  
TPA Color: Grey



Keyed B Recep  
ATMH04-2PB  
TPA Color: Black



Keyed C Recep  
ATMH04-2PC  
TPA Color: Green



Keyed D Recep  
ATMH04-2PD  
TPA Color: Brown

**Important:** ATMH Series™ plugs and receptacles are capable of mating with ATM Series™ plugs and receptacles, but will only retain the lower ATM Series™ operating temperature range of -55°C to +125°C when mixed.

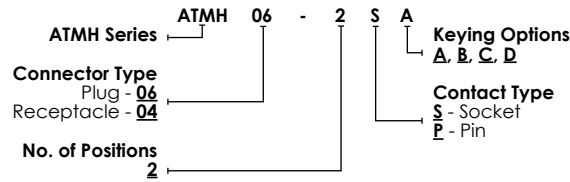


**A Series™ Family**



Standard products. Custom solutions  
Customer Service +1 800 394 7732

ATMH Series™ - Part Numbering Sequence



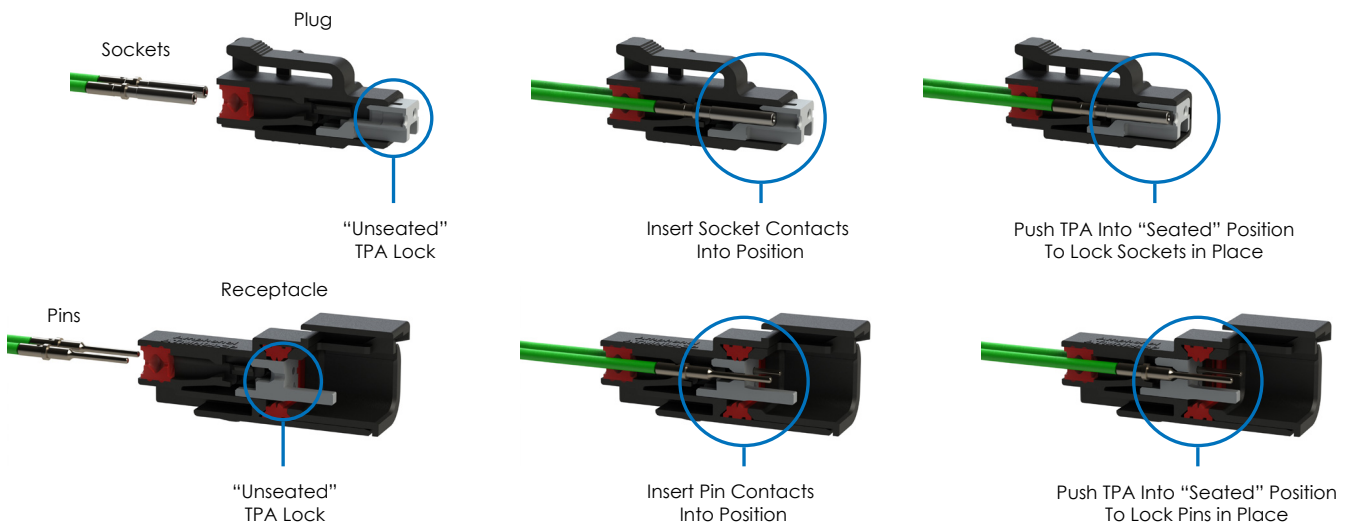
ATMH Series™ - Features & Benefits

Current Capacity	Size 20, 7.5A
Wire Range	Size 20 contacts will accept wire ranges of 16-22AWG
Operating Temperature	<b>-55°C to +150°C at rated current</b>
IP Rating	IP68 (1M of water for a period of 24 hours, mated condition) & IP69k (in mated condition)
Dielectric Value	Meets or exceeds 1500 volts minimum
Drop Test	Shall not become detached or loosened when placed at 750mm and dropped to concrete eight times
Shock	No latch disengagement or discontinuity shall be the result when subjected to 50 g's in each of three axis (X, Y & Z)
Vibration	Continued continuity without degradation to mechanical or physical attributes following vibration. (max acceleration 20 g's at Sine sweep of 10-2000Hz)
Connector Terminal Retention	When subjected to a direct pull, contacts achieve a minimum pull-out force of 89 lbs.
Connector Retention	A mated connector subjected to a pulling force by the exiting wire bundle at 89 lbs. times the number of contacts to a maximum of 356 lbs. applying load for 30 seconds
Thermal Shock	Subjected to 10 cycles at -55°C to +125°C with no cracking, chipping or other damage detrimental to the normal operation of the connector
Insulation Resistance	Insulation resistance at 25°C shall be greater than 20 megohms when 1000 VDC are applied
Mating Cycle Durability	Following 100 cycles of connection engagement and disengagement, degradation either mechanical or electrical is not evident
Contact Millivolt Drop	Size 20 contacts with 20AWG conductor - 60mV (solid contact) drop max; 100mV (stamped & formed contact) drop max at 7.5A test current





ATMH Series™ - Product Material

Housings	Thermoplastic
Seals	Silicone Elastomer
Terminal Position Assurance Lock	Thermoplastic
Contacts	Copper Alloy, Nickel Plated, Gold optional





ATMH Series™ - How to Install Contacts with Terminal Position Assurance (TPA) Locks



## 2 Position - ATMH™ Series Plugs

Image	Part Number	Description	Size	Amp
	ATMH06-2SA	2 Position, Plug, Socket, ATMH Series™, High Temperature (+150°C), (TPA) Terminal Position Assurance Lock (Grey), Keyed A, Standard Diameter Rear Seal (Red), Black Body	20	7.5A
	ATMH06-2SB	2 Position, Plug, Socket, ATMH Series™, High Temperature (+150°C), (TPA) Terminal Position Assurance Lock (Black), Keyed B, Standard Diameter Rear Seal (Red), Black Body	20	7.5A
	ATMH06-2SC	2 Position, Plug, Socket, ATMH Series™, High Temperature (+150°C), (TPA) Terminal Position Assurance Lock (Green), Keyed C, Standard Diameter Rear Seal (Red), Black Body	20	7.5A
	ATMH06-2SD	2 Position, Plug, Socket, ATMH Series™, High Temperature (+150°C), (TPA) Terminal Position Assurance Lock (Brown), Keyed D, Standard Diameter Rear Seal (Red), Black Body	20	7.5A

## 2 Position - ATMH Series™ Receptacles

	ATMH04-2PA	2 Position, Receptacle, Pin, ATMH Series™, High Temperature (+150°C), (TPA) Terminal Position Assurance Lock (Grey), Keyed A, Standard Diameter Rear Seal (Red), Black Body	20	7.5A
	ATMH04-2PB	2 Position, Receptacle, Pin, ATMH Series™, High Temperature (+150°C), (TPA) Terminal Position Assurance Lock (Black), Keyed B, Standard Diameter Rear Seal (Red), Black Body	20	7.5A
	ATMH04-2PC	2 Position, Receptacle, Pin, ATMH Series™, High Temperature (+150°C), (TPA) Terminal Position Assurance Lock (Green), Keyed C, Standard Diameter Rear Seal (Red), Black Body	20	7.5A
	ATMH04-2PD	2 Position, Receptacle, Pin, ATMH Series™, High Temperature (+150°C), (TPA) Terminal Position Assurance Lock (Brown), Keyed D, Standard Diameter Rear Seal (Red), Black Body	20	7.5A

## ATMH Series™ - Contacts (For a complete contact list, see individual ATMH Series™ Plug and Receptacle datasheets.)


Part Number	Description	Size	AWG	Type
AT62-201-2031	Female Contact - Socket, Gold-plated	20-22	20	Solid
AT60-202-2031	Male Contact - Pin, Gold-plated	20-22	20	Solid
AT62-201-20141	Female Contact - Socket, Nickel-plated	20-22	20	Solid
AT60-202-20141	Male Contact - Pin, Nickel-plated	20-22	20	Solid
AT62-20-0144	Female Contact - Socket, Gold-plated	16-22	20	Stamped & Formed
AT60-20-0144	Male Contact - Pin, Gold-plated	16-22	20	Stamped & Formed
AT62-20-0122	Female Contact - Socket, Nickel-plated	16-22	20	Stamped & Formed
AT60-20-0122	Male Contact - Pin, Nickel-plated	16-22	20	Stamped & Formed

**For more information, contact:** Customer Service, +1 800 394 7732, [csr@amphenol-sine.com](mailto:csr@amphenol-sine.com)

© 2016 Amphenol Sine Systems Corporation, 44724 Morley Drive, Clinton Township MI 48036 USA. [www.amphenol-sine.com](http://www.amphenol-sine.com). Customer Service +1 800 394 7732 Every effort has been made to ensure that the information contained in this document is accurate at the time of publication. Specifications or information stated in this document are subject to change without notice.



# ATM Series™ 2-Wire CAN



## J1939/15 2-Wire CAN Connectors

Amphenol Sine Systems' **ATM Series™ 2-Wire CAN System** is offered in accordance with SAE J1939/15 requirements and can provide low amperage power splits. The "Y-Splitter" has three connection points and is used in conjunction with a standard ATM2S connector with specialized keyways identifying Inlet 1 and Outlet 2, and 2 position keyed plugs/receptacles with end caps and molded-in 120Ω resistors for network terminations.

**Applications:** Heavy Equipment, Agriculture, Construction, Transportation, Off-Road, Mining, Industrial, Railway, Automotive, Diagnostics, Marine, Water Resistance, Harsh Environments



### Technical Specifications

Temperature Range	-55°C - +125°C	Min. Mating Cycles	> 100
Max. Current (AMP)	7.5A	IP Rating	IP67 in mated condition
Voltage Rating (AC/DC)	250V	Wire Range	20-22AWG
Contact Resistance	< 15mΩ	Housing Body	Thermoplastic
Contacts	Copper Alloy, Gold Plating	Insulation Resistance	1000 megohms at 25°C
Contact Size	20	Dielectric Withstanding Voltage	Less than 2 mA current leakage @ 1500V AC

Part Number	Description	Amperage	Voltage	AWG
ATM04-2P-P007	ATM, 6 Position, 2 Position Receptacle, Y Splitter (Contacts & Wedgelock Included)	7.5A	250	20-22
ATM04-2P-RA120GY	ATM, 2 Position, Receptacle, A Key, 120 OHM Resistor, Gray (Contacts & Wedgelock Included)	7.5A	250	20-22
ATM04-2P-RB120BK	ATM, 2 Position, Receptacle, B Key, 120 OHM Resistor, Black (Contacts & Wedgelock Included)	7.5A	250	20-22
ATM06-2S-R120GRY	ATM, 2 Position, Plug, A Key, 120 OHM, 1/2W, Gray, Endcap (Contacts & Wedgelock Included)	7.5A	250	20-22
ATM06-2S-RB120BK	ATM, 2 Position, Plug, B Key, 120 OHM Resistor, Black (Contacts & Wedgelock Included)	7.5A	250	20-22
AWM-2PA	ATM, 2 Position Pin Wedgelock, A Keyed	NA	NA	NA
AWM-2PB	ATM, 2 Position Pin Wedgelock, B Keyed	NA	NA	NA
AWM-2SA	ATM, 2 Position Socket Wedgelock, A Keyed	NA	NA	NA
AWM-2SB	ATM, 2 Position Socket Wedgelock, B Keyed	NA	NA	NA



**A Series™ Family**



Standard products. Custom solutions  
Customer Service +1 800 394 7732

**For more information, contact:** Customer Service, +1 800 394 7732, [csr@amphenol-sine.com](mailto:csr@amphenol-sine.com)

© 2019 Amphenol Sine Systems Corporation, 44274 Morley Drive, Clinton Township MI 48036 USA. [www.amphenol-sine.com](http://www.amphenol-sine.com). Customer Service +1 800 394 7732  
Every effort has been made to ensure that the information contained in this document is accurate at the time of publication. Specifications or information stated in this document are subject to change without notice. Updated 06/2020






# ATM ATM Series™ SR01

## Extended Strain Relief Series

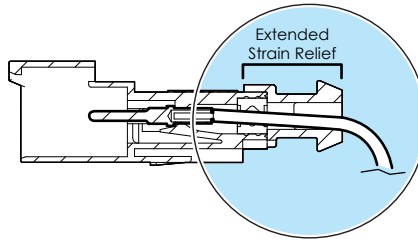
Available in 2, 3, 4, 6, 8 and 12 position



Amphenol Sine Systems' **ATM Series™ SR01** connectors are a high-performance, thermoplastic, cost-effective solution with specifically-designed, wire cavities that protect each individual wire seal, eliminating stress on the rear seal while maintaining an IP68/69K rated (mated) performance regardless of wire bundle direction or improper installation. **The ATM Series™ SR01 meets all the performance criteria and specifications of the ATM Series™**, is available in a wide variety of custom colors, and accepts all **A Series™** Size 20 contacts. Required wedgelock sold separately.



**PROTECTS** each wire cavity to maximize sealing integrity.



**MAINTAINS** proper wire routing 100% of the time.



Standard Diameter Rear Seals (Red) -  
1.35mm (.053") - 3.05mm (.120")

**Applications:** Marine, Heavy Equipment, Agricultural, Automotive, Alternative Energy, as well as other demanding interconnect applications

### Key Features


- Heat-shrink capable shroud for applications requiring heat shrink (The use of heat shrink is NOT required to meet existing IP standards)
- Enhanced Sealing Plugs for simplified insertion/removal, improved retention capabilities and include a positive 'stop' for full insertion verification
- Thermoplastic housing with excellent UV resistance
- Wedgelocks ensure proper contact alignment & retention
- Integrated latch for mating ensures a secure connection
- Superior front and rear environmental sealing
- Compatible with existing standard products industry-wide



Standard vs SR01



Heat-Shrink Capable Shroud



Enhanced Sealing Plugs



Standard products. Custom solutions  
Customer Service +1 800 394 7732

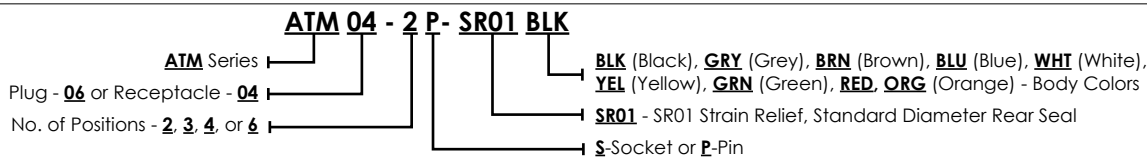
Specifications

Operating Temperature	-55°C to +125°C	Vibration	Continued continuity without degradation to mechanical or physical attributes following vibration. (Max acceleration 20 g's at Sine sweep of 10-2000Hz)
Max Current Rating (Amp)	7.5A		
Mating Cycles	>100	Connector Terminal Retention	When subjected to a direct pull, contacts achieve a minimum pull-out force of 25 lbs.
IP Rating	IP68/69K (in mated condition)	Connector Retention	A mated connector subjected to a pulling force by the exiting wire bundle at 25 lbs. times the number of contacts to a maximum of 100 lbs. applying load for 30 seconds
Wire Range	Size 20, 16-22AWG		
Contacts	Machined; Stamped & Formed; Copper Alloy, Nickel-Plated Gold plating optional	Thermal Shock	Subjected to 10 cycles at -55°C to +125°C with no cracking, chipping or other damage detrimental to the normal operation of the connector
Housing/Latch Material	Thermoplastic/Integrated latch for mating		
Sealing Material	Silicone Rubber		
Dielectric Withstanding Voltage	Less than 2 mA current leakage @ 1500V AC		
Insulation Resistance	1000 megohms minimum at 25°C		
Shock	No latch disengagement or discontinuity shall be the result when subjected to 50 g's in each of three axis (X, Y & Z)		

Custom Color Options

Black	Grey	Brown	Blue	White	Yellow	Green	Red	Orange
-------	------	-------	------	-------	--------	-------	-----	--------

Part Numbering Sequence (2, 3, 4 and 6 position)






Part Numbering Sequence (08 and 12 position)





2 Position - ATM Series™ SR01 Plugs and Wedgelocks (Plug shown in Standard Grey w Black Strain Relief)

Image	Part Number	Description	Size	Amp
	ATM06-2S-SR01BK	2 Position, Plug, Socket, Standard Diameter Rear Seal (Red), SR01 Strain Relief, Black Body (Requires Wedgelock AWM-2S. Keyed Options Available.)	20	7.5A
	ATM06-2S-SR01BL	2 Position, Plug, Socket, Standard Diameter Rear Seal (Red), SR01 Strain Relief, Blue Body (Requires Wedgelock AWM-2S. Keyed Options Available.)	20	7.5A
	ATM06-2S-SR01BN	2 Position, Plug, Socket, Standard Diameter Rear Seal (Red), SR01 Strain Relief, Brown Body (Requires Wedgelock AWM-2S. Keyed Options Available.)	20	7.5A
	ATM06-2S-SR01GN	2 Position, Plug, Socket, Standard Diameter Rear Seal (Red), SR01 Strain Relief, Green Body (Requires Wedgelock AWM-2S. Keyed Options Available.)	20	7.5A
	ATM06-2S-SR01GY	2 Position, Plug, Socket, Standard Diameter Rear Seal (Red), SR01 Strain Relief, Grey Body (Requires Wedgelock AWM-2S. Keyed Options Available.)	20	7.5A
	ATM06-2S-SR01OR	2 Position, Plug, Socket, Standard Diameter Rear Seal (Red), SR01 Strain Relief, Orange Body (Requires Wedgelock AWM-2S. Keyed Options Available.)	20	7.5A
	ATM06-2S-SR01RD	2 Position, Plug, Socket, Standard Diameter Rear Seal (Red), SR01 Strain Relief, Red Body (Requires Wedgelock AWM-2S. Keyed Options Available.)	20	7.5A
	ATM06-2S-SR01WT	2 Position, Plug, Socket, Standard Diameter Rear Seal (Red), SR01 Strain Relief, White Body (Requires Wedgelock AWM-2S. Keyed Options Available.)	20	7.5A
	ATM06-2S-SR01YL	2 Position, Plug, Socket, Standard Diameter Rear Seal (Red), SR01 Strain Relief, Yellow Body (Requires Wedgelock AWM-2S. Keyed Options Available.)	20	7.5A



2 Position - ATM Series™ SR01 Plugs and Wedgelocks (Plug shown in Standard Grey w Black Strain Relief), cont.

Image	Part Number	Description	Size	Amp
	AWM-2S	2 Position, Plug Wedgelock, Orange	-	-
	AWM-2SA	2 Position, Plug Wedgelock, Keyed A, Grey	-	-
	AWM-2SB	2 Position, Plug Wedgelock, Keyed B, Black	-	-



3 Position - ATM Series™ SR01 Plugs and Wedgelocks (Plug shown in Standard Grey w Black Strain Relief)

	ATM06-3S-SR01BK	3 Position, Plug, Socket, Standard Diameter Rear Seal (Red), SR01 Strain Relief, Black Body (Requires Wedgelock AWM-3S.)	20	7.5A
	ATM06-3S-SR01BL	3 Position, Plug, Socket, Standard Diameter Rear Seal (Red), SR01 Strain Relief, Blue Body (Requires Wedgelock AWM-3S.)	20	7.5A
	ATM06-3S-SR01BN	3 Position, Plug, Socket, Standard Diameter Rear Seal (Red), SR01 Strain Relief, Brown Body (Requires Wedgelock AWM-3S.)	20	7.5A
	ATM06-3S-SR01GN	3 Position, Plug, Socket, Standard Diameter Rear Seal (Red), SR01 Strain Relief, Green Body (Requires Wedgelock AWM-3S.)	20	7.5A
	ATM06-3S-SR01GY	3 Position, Plug, Socket, Standard Diameter Rear Seal (Red), SR01 Strain Relief, Grey Body (Requires Wedgelock AWM-3S.)	20	7.5A
	ATM06-3S-SR01OR	3 Position, Plug, Socket, Standard Diameter Rear Seal (Red), SR01 Strain Relief, Orange Body (Requires Wedgelock AWM-3S.)	20	7.5A
	ATM06-3S-SR01RD	3 Position, Plug, Socket, Standard Diameter Rear Seal (Red), SR01 Strain Relief, Red Body (Requires Wedgelock AWM-3S.)	20	7.5A
	ATM06-3S-SR01WT	3 Position, Plug, Socket, Standard Diameter Rear Seal (Red), SR01 Strain Relief, White Body (Requires Wedgelock AWM-3S.)	20	7.5A
	ATM06-3S-SR01YL	3 Position, Plug, Socket, Standard Diameter Rear Seal (Red), SR01 Strain Relief, Yellow Body (Requires Wedgelock AWM-3S.)	20	7.5A
	AWM-3S	3 Position, Plug Wedgelock, Orange	-	-



4 Position - ATM Series™ SR01 Plugs and Wedgelocks (Plug shown in Standard Grey w Black Strain Relief)

	ATM06-4S-SR01BK	4 Position, Plug, Socket, Standard Diameter Rear Seal (Red), SR01 Strain Relief, Black Body (Requires Wedgelock AWM-4S.)	20	7.5A
	ATM06-4S-SR01BL	4 Position, Plug, Socket, Standard Diameter Rear Seal (Red), SR01 Strain Relief, Blue Body (Requires Wedgelock AWM-4S.)	20	7.5A
	ATM06-4S-SR01BN	4 Position, Plug, Socket, Standard Diameter Rear Seal (Red), SR01 Strain Relief, Brown Body (Requires Wedgelock AWM-4S.)	20	7.5A
	ATM06-4S-SR01GN	4 Position, Plug, Socket, Standard Diameter Rear Seal (Red), SR01 Strain Relief, Green Body (Requires Wedgelock AWM-4S.)	20	7.5A
	ATM06-4S-SR01GY	4 Position, Plug, Socket, Standard Diameter Rear Seal (Red), SR01 Strain Relief, Grey Body (Requires Wedgelock AWM-4S.)	20	7.5A
	ATM06-4S-SR01OR	4 Position, Plug, Socket, Standard Diameter Rear Seal (Red), SR01 Strain Relief, Orange Body (Requires Wedgelock AWM-4S.)	20	7.5A
	ATM06-4S-SR01RD	4 Position, Plug, Socket, Standard Diameter Rear Seal (Red), SR01 Strain Relief, Red Body (Requires Wedgelock AWM-4S.)	20	7.5A
	ATM06-4S-SR01WT	4 Position, Plug, Socket, Standard Diameter Rear Seal (Red), SR01 Strain Relief, White Body (Requires Wedgelock AWM-4S.)	20	7.5A
	ATM06-4S-SR01YL	4 Position, Plug, Socket, Standard Diameter Rear Seal (Red), SR01 Strain Relief, Yellow Body (Requires Wedgelock AWM-4S.)	20	7.5A
	AWM-4S	4 Position, Plug Wedgelock, Orange	-	-



6 Position - ATM Series™ SR01 Plugs and Wedgelocks (Plug shown in Standard Grey w Black Strain Relief)

Image	Part Number	Description	Size	Amp
	ATM06-6S-SR01BK	6 Position, Plug, Socket, Standard Diameter Rear Seal (Red), SR01 Strain Relief, Black Body (Requires Wedgelock AWM-6S.)	20	7.5A
	ATM06-6S-SR01BL	6 Position, Plug, Socket, Standard Diameter Rear Seal (Red), SR01 Strain Relief, Blue Body (Requires Wedgelock AWM-6S.)	20	7.5A
	ATM06-6S-SR01BN	6 Position, Plug, Socket, Standard Diameter Rear Seal (Red), SR01 Strain Relief, Brown Body (Requires Wedgelock AWM-6S.)	20	7.5A
	ATM06-6S-SR01GN	6 Position, Plug, Socket, Standard Diameter Rear Seal (Red), SR01 Strain Relief, Green Body (Requires Wedgelock AWM-6S.)	20	7.5A
	ATM06-6S-SR01GY	6 Position, Plug, Socket, Standard Diameter Rear Seal (Red), SR01 Strain Relief, Grey Body (Requires Wedgelock AWM-6S.)	20	7.5A
	ATM06-6S-SR01OR	6 Position, Plug, Socket, Standard Diameter Rear Seal (Red), SR01 Strain Relief, Orange Body (Requires Wedgelock AWM-6S.)	20	7.5A
	ATM06-6S-SR01RD	6 Position, Plug, Socket, Standard Diameter Rear Seal (Red), SR01 Strain Relief, Red Body (Requires Wedgelock AWM-6S.)	20	7.5A
	ATM06-6S-SR01WT	6 Position, Plug, Socket, Standard Diameter Rear Seal (Red), SR01 Strain Relief, White Body (Requires Wedgelock AWM-6S.)	20	7.5A
	ATM06-6S-SR01YL	6 Position, Plug, Socket, Standard Diameter Rear Seal (Red), SR01 Strain Relief, Yellow Body (Requires Wedgelock AWM-6S.)	20	7.5A
	AWM-6S	6 Position, Plug Wedgelock, Orange	-	-





8 Position - ATM Series™ SR01 Plugs and Wedgelocks (Plug shown in Standard Grey w Black Strain Relief)

	ATM06-08SA-SR1GY	8 Position, Plug, Socket, Standard Diameter Rear Seal (Red), SR01 Strain Relief, Keyed A, Grey Body (Requires Wedgelock AWM-8S.)	20	7.5A
	ATM06-08SB-SR1BK	8 Position, Plug, Socket, Standard Diameter Rear Seal (Red), SR01 Strain Relief, Keyed B, Black Body (Requires Wedgelock AWM-8S.)	20	7.5A
	ATM06-08SC-SR1GN	8 Position, Plug, Socket, Standard Diameter Rear Seal (Red), SR01 Strain Relief, Keyed C, Green Body (Requires Wedgelock AWM-8S.)	20	7.5A
	ATM06-08SD-SR1BN	8 Position, Plug, Socket, Standard Diameter Rear Seal (Red), SR01 Strain Relief, Keyed D, Brown Body (Requires Wedgelock AWM-8S.)	20	7.5A
	AWM-8S	8 Position, Plug Wedgelock, Orange	-	-

12 Position - ATM Series™ SR01 Plugs and Wedgelocks (Plug shown in Standard Grey w Black Strain Relief)

	ATM06-12SA-SR1GY	12 Position, Plug, Socket, Standard Diameter Rear Seal (Red), SR01 Strain Relief, Keyed A, Grey Body (Requires Wedgelock AWM-12S.)	20	7.5A
	ATM06-12SB-SR1BK	12 Position, Plug, Socket, Standard Diameter Rear Seal (Red), SR01 Strain Relief, Keyed A, Black Body (Requires Wedgelock AWM-12S.)	20	7.5A
	ATM06-12SC-SR1GN	12 Position, Plug, Socket, Standard Diameter Rear Seal (Red), SR01 Strain Relief, Keyed A, Green Body (Requires Wedgelock AWM-12S.)	20	7.5A
	ATM06-12SD-SR1BN	12 Position, Plug, Socket, Standard Diameter Rear Seal (Red), SR01 Strain Relief, Keyed A, Brown Body (Requires Wedgelock AWM-12S.)	20	7.5A
	AWM-12S	12 Position, Plug Wedgelock, Orange	-	-

2 Position - ATM Series™ SR01 Receptacles and Wedgelocks (Receptacle shown in Standard Grey w Black Strain Relief)



Image	Part Number	Description	Size	Amp
	ATM04-2P-SR01BK	2 Position, Receptacle, Pin, Standard Diameter Rear Seal (Red), SR01 Strain Relief, Black Body (Requires Wedgelock AWM-2P. Keyed Options Available.)	20	7.5A
	ATM04-2P-SR01BL	2 Position, Receptacle, Pin, Standard Diameter Rear Seal (Red), SR01 Strain Relief, Blue Body (Requires Wedgelock AWM-2P. Keyed Options Available.)	20	7.5A
	ATM04-2P-SR01BN	2 Position, Receptacle, Pin, Standard Diameter Rear Seal (Red), SR01 Strain Relief, Brown Body (Requires Wedgelock AWM-2P. Keyed Options Available.)	20	7.5A
	ATM04-2P-SR01GN	2 Position, Receptacle, Pin, Standard Diameter Rear Seal (Red), SR01 Strain Relief, Green Body (Requires Wedgelock AWM-2P. Keyed Options Available.)	20	7.5A
	ATM04-2P-SR01GY	2 Position, Receptacle, Pin, Standard Diameter Rear Seal (Red), SR01 Strain Relief, Grey Body (Requires Wedgelock AWM-2P. Keyed Options Available.)	20	7.5A
	ATM04-2P-SR01OR	2 Position, Receptacle, Pin, Standard Diameter Rear Seal (Red), SR01 Strain Relief, Orange Body (Requires Wedgelock AWM-2P. Keyed Options Available.)	20	7.5A
	ATM04-2P-SR01RD	2 Position, Receptacle, Pin, Standard Diameter Rear Seal (Red), SR01 Strain Relief, Red Body (Requires Wedgelock AWM-2P. Keyed Options Available.)	20	7.5A
	ATM04-2P-SR01WT	2 Position, Receptacle, Pin, Standard Diameter Rear Seal (Red), SR01 Strain Relief, White Body (Requires Wedgelock AWM-2P. Keyed Options Available.)	20	7.5A
	ATM04-2P-SR01YL	2 Position, Receptacle, Pin, Standard Diameter Rear Seal (Red), SR01 Strain Relief, Yellow Body (Requires Wedgelock AWM-2P. Keyed Options Available.)	20	7.5A
	AWM-2P	2 Position, Receptacle Wedgelock, Orange	-	-
	AWM-2PA	2 Position, Receptacle Wedgelock, Keyed A, Grey	-	-
	AWM-2PB	2 Position, Receptacle Wedgelock, Keyed B, Black	-	-

3 Position - ATM Series™ SR01 Receptacles and Wedgelocks (Receptacle shown in Standard Grey w Black Strain Relief)

	ATM04-3P-SR01BK	3 Position, Receptacle, Pin, Standard Diameter Rear Seal (Red), SR01 Strain Relief, Black Body (Requires Wedgelock AWM-3P.)	20	7.5A
	ATM04-3P-SR01BL	3 Position, Receptacle, Pin, Standard Diameter Rear Seal (Red), SR01 Strain Relief, Blue Body (Requires Wedgelock AWM-3P.)	20	7.5A
	ATM04-3P-SR01BN	3 Position, Receptacle, Pin, Standard Diameter Rear Seal (Red), SR01 Strain Relief, Brown Body (Requires Wedgelock AWM-3P.)	20	7.5A
	ATM04-3P-SR01GN	3 Position, Receptacle, Pin, Standard Diameter Rear Seal (Red), SR01 Strain Relief, Green Body (Requires Wedgelock AWM-3P.)	20	7.5A
	ATM04-3P-SR01GY	3 Position, Receptacle, Pin, Standard Diameter Rear Seal (Red), SR01 Strain Relief, Grey Body (Requires Wedgelock AWM-3P.)	20	7.5A
	ATM04-3P-SR01OR	3 Position, Receptacle, Pin, Standard Diameter Rear Seal (Red), SR01 Strain Relief, Green Body (Requires Wedgelock AWM-3P.)	20	7.5A
	ATM04-3P-SR01RD	3 Position, Receptacle, Pin, Standard Diameter Rear Seal (Red), SR01 Strain Relief, Red Body (Requires Wedgelock AWM-3P.)	20	7.5A
	ATM04-3P-SR01WT	3 Position, Receptacle, Pin, Standard Diameter Rear Seal (Red), SR01 Strain Relief, White Body (Requires Wedgelock AWM-3P.)	20	7.5A
	ATM04-3P-SR01YL	3 Position, Receptacle, Pin, Standard Diameter Rear Seal (Red), SR01 Strain Relief, Yellow Body (Requires Wedgelock AWM-3P.)	20	7.5A
	AWM-3P	3 Position, Receptacle Wedgelock, Orange	-	-




4 Position - ATM Series™ SR01 Receptacles and Wedgelocks (Receptacle shown in Standard Grey w Black Strain Relief)

Image	Part Number	Description	Size	Amp
	ATM04-4P-SR01BK	4 Position, Receptacle, Pin, Standard Diameter Rear Seal (Red), SR01 Strain Relief, Black Body (Requires Wedgelock AWM-4P.)	20	7.5A
	ATM04-4P-SR01BL	4 Position, Receptacle, Pin, Standard Diameter Rear Seal (Red), SR01 Strain Relief, Blue Body (Requires Wedgelock AWM-4P.)	20	7.5A
	ATM04-4P-SR01BN	4 Position, Receptacle, Pin, Standard Diameter Rear Seal (Red), SR01 Strain Relief, Brown Body (Requires Wedgelock AWM-4P.)	20	7.5A
	ATM04-4P-SR01GN	4 Position, Receptacle, Pin, Standard Diameter Rear Seal (Red), SR01 Strain Relief, Green Body (Requires Wedgelock AWM-4P.)	20	7.5A
	ATM04-4P-SR01GY	4 Position, Receptacle, Pin, Standard Diameter Rear Seal (Red), SR01 Strain Relief, Grey Body (Requires Wedgelock AWM-4P.)	20	7.5A
	ATM04-4P-SR01OR	4 Position, Receptacle, Pin, Standard Diameter Rear Seal (Red), SR01 Strain Relief, Orange Body (Requires Wedgelock AWM-4P.)	20	7.5A
	ATM04-4P-SR01RD	4 Position, Receptacle, Pin, Standard Diameter Rear Seal (Red), SR01 Strain Relief, Red Body (Requires Wedgelock AWM-4P.)	20	7.5A
	ATM04-4P-SR01WT	4 Position, Receptacle, Pin, Standard Diameter Rear Seal (Red), SR01 Strain Relief, White Body (Requires Wedgelock AWM-4P.)	20	7.5A
	ATM04-4P-SR01YL	4 Position, Receptacle, Pin, Standard Diameter Rear Seal (Red), SR01 Strain Relief, Yellow Body (Requires Wedgelock AWM-4P.)	20	7.5A
	AWM-4P	4 Position, Receptacle Wedgelock, Orange	-	-


6 Position - ATM Series™ SR01 Receptacles and Wedgelocks (Receptacle shown in Standard Grey w Black Strain Relief)

	ATM04-6P-SR01BK	6 Position, Receptacle, Pin, Standard Diameter Rear Seal (Red), SR01 Strain Relief, Black Body (Requires Wedgelock AWM-6P.)	20	7.5A
	ATM04-6P-SR01BL	6 Position, Receptacle, Pin, Standard Diameter Rear Seal (Red), SR01 Strain Relief, Blue Body (Requires Wedgelock AWM-6P.)	20	7.5A
	ATM04-6P-SR01BN	6 Position, Receptacle, Pin, Standard Diameter Rear Seal (Red), SR01 Strain Relief, Brown Body (Requires Wedgelock AWM-6P.)	20	7.5A
	ATM04-6P-SR01GN	6 Position, Receptacle, Pin, Standard Diameter Rear Seal (Red), SR01 Strain Relief, Green Body (Requires Wedgelock AWM-6P.)	20	7.5A
	ATM04-6P-SR01GY	6 Position, Receptacle, Pin, Standard Diameter Rear Seal (Red), SR01 Strain Relief, Grey Body (Requires Wedgelock AWM-6P.)	20	7.5A
	ATM04-6P-SR01OR	6 Position, Receptacle, Pin, Standard Diameter Rear Seal (Red), SR01 Strain Relief, Orange Body (Requires Wedgelock AWM-6P.)	20	7.5A
	ATM04-6P-SR01RD	6 Position, Receptacle, Pin, Standard Diameter Rear Seal (Red), SR01 Strain Relief, Red Body (Requires Wedgelock AWM-6P.)	20	7.5A
	ATM04-6P-SR01WT	6 Position, Receptacle, Pin, Standard Diameter Rear Seal (Red), SR01 Strain Relief, White Body (Requires Wedgelock AWM-6P.)	20	7.5A
	ATM04-6P-SR01YL	6 Position, Receptacle, Pin, Standard Diameter Rear Seal (Red), SR01 Strain Relief, Yellow Body (Requires Wedgelock AWM-6P.)	20	7.5A
	AWM-6P	6 Position, Receptacle Wedgelock, Orange	-	-



8 Position - ATM Series™ SR01 Receptacles and Wedgelocks (Receptacle shown in Standard Grey w Black Strain Relief)

	ATM04-08PA-SR1GY	8 Position, Receptacle, Pin, Standard Diameter Rear Seal (Red), SR01 Strain Relief, Keyed A, Grey Body (Requires Wedgelock AWM-8P.)	20	7.5A
	ATM04-08PB-SR1BK	8 Position, Receptacle, Pin, Standard Diameter Rear Seal (Red), SR01 Strain Relief, Keyed B, Black Body (Requires Wedgelock AWM-8P.)	20	7.5A
	ATM04-08PC-SR1GN	8 Position, Receptacle, Pin, Standard Diameter Rear Seal (Red), SR01 Strain Relief, Keyed C, Green Body (Requires Wedgelock AWM-8P.)	20	7.5A
	ATM04-08PD-SR1BN	8 Position, Receptacle, Pin, Standard Diameter Rear Seal (Red), SR01 Strain Relief, Keyed D, Brown body (Requires Wedgelock AWM-8P.)	20	7.5A

8 Position - ATM Series™ SR01 Receptacles and Wedgelocks (Receptacle shown in Standard Grey w Black Strain Relief), cont.

Image	Part Number	Description	Size	Amp
	AWM-8P	8 Position, Receptacle Wedgelock, Orange	-	-

12 Position - ATM Series™ SR01 Receptacles and Wedgelocks (Receptacle shown in Standard Grey w Black Strain Relief)

	ATM04-12PA-SR1GY	12 Position, Receptacle, Pin, Standard Diameter Rear Seal (Red), SR01 Strain Relief, Keyed A, Grey Body (Requires Wedgelock AWM-12P.)	20	7.5A
	ATM04-12PB-SR1BK	12 Position, Receptacle, Pin, Standard Diameter Rear Seal (Red), SR01 Strain Relief, Keyed B, Black Body (Requires Wedgelock AWM-12P.)	20	7.5A
	ATM04-12PC-SR1GN	12 Position, Receptacle, Pin, Standard Diameter Rear Seal (Red), SR01 Strain Relief, Keyed C, Green Body (Requires Wedgelock AWM-12P.)	20	7.5A
	ATM04-12PD-SR1BN	12 Position, Receptacle, Pin, Standard Diameter Rear Seal (Red), SR01 Strain Relief, Keyed D, Brown body (Requires Wedgelock AWM-12P.)	20	7.5A
	AWM-12P	12 Position, Receptacle Wedgelock, Orange	-	-

ATM Series™ SR01 Accessories


	ATM13-217-2005-SR	Blank Locking Sealing Plug, Blue, Replaces Size 20 Contacts	20	-
---	-------------------	---	----	---

**For more information, contact:** Customer Service, +1 800 394 7732, [csr@amphenol-sine.com](mailto:csr@amphenol-sine.com)

© 2018 Amphenol Sine Systems Corporation, 44274 Morley Drive, Clinton Township MI 48036 USA. [www.amphenol-sine.com](http://www.amphenol-sine.com). Customer Service +1 800 394 7732 Every effort has been made to ensure that the information contained in this document is accurate at the time of publication. Specifications or information stated in this document are subject to change without notice.



# ATP Series™



## Heavy-Duty, Multi-Pin, 25A Thermoplastic Connectors

Available in 2, 4 and 6 Position

Amphenol Sine Systems **ATP Series™ Connectors** are designed as a high-performance, cost-effective, thermoplastic solution with superior environmental seals, seal retention capabilities and are designed for use with 10-14AWG with Size 12 contacts handling up to 25A. All of our ATP Series™ connectors have been developed to be completely compatible with all other existing standard products industry-wide. Available in **BoardLock™**, **HYPERBUSS™**, **PanelMate™**, **StructurePlus™** and **SR01/02** options.



**Applications:** Marine, Heavy Equipment, Agricultural, Automotive, Alternative Energy and other demanding interconnect applications

### Technical Specifications

Operating Temperature	-55°C to +125°C
Max Amperage	25A
Housing/Wedge Body	Thermoplastic
Seals	Silicone Elastomer
Wire Range (AWG)	10-14AWG
Contacts	Copper Alloy, Nickel-Plated (Gold or Tin Optional)
Current Rating	Size 12 contacts rated at 25A continuous at +125°C. Current is fully rated without derating curve.
IP Rating	IP68 (1M of water for 24 hours)
Vibration	Continued continuity without degradation to mechanical or physical attributes following vibration. (max acceleration 20 g's at Sine sweep of 10-2000Hz)
Dielectric Value	Current leak less than 2 milliamps at 1500 VAC
Corrosion Resistance	No evidence of corrosion after 48 hours of salt spray per MIL-STD1344, method 1001.
Fluid Resistance	Connectors show no damage when exposed to most fluids used in industrial application.

Insulation Resistance	1000 megohms minimum 25°C
Contact Retention	70lbs. for Size 12 contacts
Thermal Cycle	No cracking, chipping or leaking after 20 test cycles from -55°C to +125°C.
Physical Shock	No unlocking, unmating or other unsatisfactory results during or after 50 G's in each of three usually perpendicular planes. No electrical discontinuities longer than 1 microsecond. MIL-STD 202. Method 213, Condition "C".
Contact Millivolt Drop	Size 12 contacts with 12AWG conductor - 60mV (solid contact) drop max; 100mV (stamped & formed contact) drop max at 25A test current
Vibration	Maintains continuity and exhibits no mechanical or physical damage after vibration levels of 20 G's at 10-2000 Hz.
Mating Cycles	No electrical or mechanical defects after 100 cycles of engagement and disengagement.













**A Series™ Family**







Standard products. Custom solutions  
Customer Service +1 800 394 7732










## 2 Position - ATP Series™ Plugs and Wedgelocks

Image	Part Number	Description	Size	Amp
	ATP06-2S	2 Position, Plug, Socket, ATP Series™, Standard Diameter Rear Seal (Red), Grey Body (Requires Wedgelock AWP-2S. Keyed Options Available.)	12	25A
	ATP06-2S-BLK	2 Position, Plug, Socket, ATP Series™, Standard Diameter Rear Seal (Red), Black Body (Requires Wedgelock AWP-2S. Keyed Options Available.)	12	25A
	ATP06-2S-EC01	2 Position, Plug, Socket, ATP Series™, Standard Diameter Rear Seal (Red), End Cap, Grey Body (Requires Wedgelock AWP-2S. Keyed Options Available.)	12	25A
	ATP06-2S-EC01BLK	2 Position, Plug, Socket, ATP Series™, Standard Diameter Rear Seal (Red), End Cap, Black Body (Requires Wedgelock AWP-2S. Keyed Options Available.)	12	25A
	ATP06-2S-MM01	2 Position, Plug, Socket, ATP Series™, Reduced Diameter Rear Seal (Green), Endcap, Grey Body (Requires Wedgelock AWP-2S. Keyed Options Available.)	12	25A
	ATP06-2S-MM01BLK	2 Position, Plug, Socket, ATP Series™, Reduced Diameter Rear Seal (Green), Endcap, Black Body (Requires Wedgelock AWP-2S. Keyed Options Available.)	12	25A
	ATP06-2S-RD01	2 Position, Plug, Socket, ATP Series™, Reduced Diameter Rear Seal (Green), Grey Body (Requires Wedgelock AWP-2S. Keyed Options Available.)	12	25A
	ATP06-2S-RD01BK	2 Position, Plug, Socket, ATP Series™, Reduced Diameter Rear Seal (Green), Black Body (Requires Wedgelock AWP-2S. Keyed Options Available.)	12	25A
	AWP-2S	2 Position, Plug Wedgelock, ATP Series™, Standard Orange	-	-
	AWP-2SA	2 Position, Plug Wedgelock, ATP Series™, Keyed A, Grey	-	-
	AWP-2SB	2 Position, Plug Wedgelock, ATP Series™, Keyed B, Black	-	-
	AWP-2SC	2 Position, Plug Wedgelock, ATP Series™, Keyed C, Green	-	-
	AWP-2SD	2 Position, Plug Wedgelock, ATP Series™, Keyed D, Brown	-	-










## 2 Position - ATP Series™ Receptacles and Wedgelocks

	ATP04-2P	2 Position, Receptacle, Pin, ATP Series™, Standard Diameter Rear Seal (Red), Grey Body (Requires Wedgelock AWP-2P. Keyed Options Available.)	12	25A
	ATP04-2P-BLK	2 Position, Receptacle, Pin, ATP Series™, Standard Diameter Rear Seal (Red), Black Body (Requires Wedgelock AWP-2P. Keyed Options Available.)	12	25A
	ATP04-2P-EC01	2 Position, Receptacle, Pin, ATP Series™, Standard Diameter Rear Seal (Red), End Cap, Grey Body (Requires Wedgelock AWP-2P. Keyed Options Available.)	12	25A
	ATP04-2P-EC01BLK	2 Position, Receptacle, Pin, ATP Series™, Standard Diameter Rear Seal (Red), End Cap, Black Body (Requires Wedgelock AWP-2P. Keyed Options Available.)	12	25A



## 2 Position - ATP Series™ Receptacles and Wedgelocks, cont.

Image	Part Number	Description	Size	Amp
	ATP04-2P-MM01	2 Position, Receptacle, Pin, ATP Series™, Reduced Diameter Rear Seal (Green), Endcap, Grey Body (Requires Wedgelock AWP-2P. Keyed Options Available.)	12	25A
	ATP04-2P-MM01BLK	2 Position, Receptacle, Pin, ATP Series™, Reduced Diameter Rear Seal (Green), Endcap, Black Body (Requires Wedgelock AWP-2P. Keyed Options Available.)	12	25A
	ATP04-2P-RD01	2 Position, Receptacle, Pin, ATP Series™, Reduced Diameter Rear Seal (Green), Grey Body (Requires Wedgelock AWP-2P. Keyed Options Available.)	12	25A
	ATP04-2P-RD01BLK	2 Position, Receptacle, Pin, ATP Series™, Reduced Diameter Rear Seal (Green), Black Body (Requires Wedgelock AWP-2P. Keyed Options Available.)	12	25A
	AWP-2P	2 Position, Receptacle Wedgelock, ATP Series™, Standard Orange	-	-
	AWP-2PA	2 Position, Receptacle Wedgelock, ATP Series™, Keyed A, Grey	-	-
	AWP-2PB	2 Position, Receptacle Wedgelock, ATP Series™, Keyed B, Black	-	-
	AWP-2PC	2 Position, Receptacle Wedgelock, ATP Series™, Keyed C, Green	-	-
	AWP-2PD	2 Position, Receptacle Wedgelock, ATP Series™, Keyed D, Brown	-	-

## 2 Position - ATP Series™ Plugs and Wedgelocks (with SR01/SR02 Strain Relief)








	ATP06-2S-SR01	2 Position, Plug, Socket, ATP Series™, Standard Diameter Rear Seal (Red), SR01 Strain Relief, Grey Body (Requires Wedgelock AWP-2S. Keyed Options Available.)	12	25A
	ATP06-2S-SR01BK	2 Position, Plug, Socket, ATP Series™, Standard Diameter Rear Seal (Red), SR01 Strain Relief, Black Body (Requires Wedgelock AWP-2S. Keyed Options Available.)	12	25A
	ATP06-2S-SR02	2 Position, Plug, Socket, ATP Series™, Reduced Diameter Rear Seal (Green), SR02 Strain Relief, Grey Body (Requires Wedgelock AWP-2S. Keyed Options Available.)	12	25A
	ATP06-2S-SR02BK	2 Position, Plug, Socket, ATP Series™, Reduced Diameter Rear Seal (Green), SR02 Strain Relief, Black Body (Requires Wedgelock AWP-2S. Keyed Options Available.)	12	25A
	AWP-2S	2 Position, Plug Wedgelock, ATP Series™, Standard Orange	-	-
	AWP-2SA	2 Position, Plug Wedgelock, ATP Series™, Keyed A, Grey	-	-
	AWP-2SB	2 Position, Plug Wedgelock, ATP Series™, Keyed B, Black	-	-
	AWP-2SC	2 Position, Plug Wedgelock, ATP Series™, Keyed C, Green	-	-
	AWP-2SD	2 Position, Plug Wedgelock, ATP Series™, Keyed D, Brown	-	-

## 2 Position - ATP Series™ Receptacles and Wedgelocks (with SR01/SR02 Strain Relief)

	ATP04-2P-SR01	2 Position, Receptacle, Pin, ATP Series™, Standard Diameter Rear Seal (Red), SR01 Strain Relief, Grey Body (Requires Wedgelock AWP-2P. Keyed Options Available.)	12	25A
	ATP04-2P-SR01BK	2 Position, Receptacle, Pin, ATP Series™, Standard Diameter Rear Seal (Red), SR01 Strain Relief, Black Body (Requires Wedgelock AWP-2P. Keyed Options Available.)	12	25A



2 Position - ATP Series™ Receptacles and Wedgelocks (with SR01/SR02 Strain Relief)

Image	Part Number	Description	Size	Amp
	ATP04-2P-SR02	2 Position, Receptacle, Pin, ATP Series™, Reduced Diameter Rear Seal (Green), SR02 Strain Relief, Grey Body (Requires Wedgelock AWP-2P. Keyed Options Available.)	12	25A
	ATP04-2P-SR02BK	2 Position, Receptacle, Pin, ATP Series™, Reduced Diameter Rear Seal (Green), SR02 Strain Relief, Black Body (Requires Wedgelock AWP-2P. Keyed Options Available.)	12	25A
	AWP-2P	2 Position, Receptacle Wedgelock, ATP Series™, Standard Orange	-	-
	AWP-2PA	2 Position, Receptacle Wedgelock, ATP Series™, Keyed A, Grey	-	-
	AWP-2PB	2 Position, Receptacle Wedgelock, ATP Series™, Keyed B, Black	-	-
	AWP-2PC	2 Position, Receptacle Wedgelock, ATP Series™, Keyed C, Green	-	-
	AWP-2PD	2 Position, Receptacle Wedgelock, ATP Series™, Keyed D, Brown	-	-

2 Position - BoardLock™ ATP Series Receptacles

	ATP04-2P-BM01	2 Position, Straight PCB Receptacle, Pin, Gold, BoardLock™ ATP, Snap-Fit, No Potting, Black Body (No Add'l Wedgelock Required)	12	25A
	ATP04-2P-BM02	2 Position, Straight PCB Receptacle, Pin, Gold, BoardLock™ ATP, Snap-Fit, Potting, Black Body (No Add'l Wedgelock Required)	12	25A
	ATP04-2P-BM03	2 Position, Straight PCB Receptacle, Pin, Tin, BoardLock™ ATP, Snap-Fit, No Potting, Black Body (No Add'l Wedgelock Required)	12	25A
	ATP04-2P-BM04	2 Position, Straight PCB Receptacle, Pin, Tin, BoardLock™ ATP, Snap-Fit, Potting, Black Body (No Add'l Wedgelock Required)	12	25A
	ATP04-2P-BM11	2 Position, Straight PCB Receptacle, Pin, Gold, BoardLock™ ATP, Self-Threading, No Potting, Black Body (No Add'l Wedgelock Required)	12	25A
	ATP04-2P-BM12	2 Position, Straight PCB Receptacle, Pin, Gold, BoardLock™ ATP, Self-Threading, Potting, Black Body (No Add'l Wedgelock Required)	12	25A
	ATP04-2P-BM13	2 Position, Straight PCB Receptacle, Pin, Tin, BoardLock™ ATP, Self-Threading, No Potting, Black Body (No Add'l Wedgelock Required)	12	25A
	ATP04-2P-BM14	2 Position, Straight PCB Receptacle, Pin, Tin, BoardLock™ ATP, Self-Threading, Potting, Black Body (No Add'l Wedgelock Required)	12	25A

2 Position - BoardLock™ ATP13 Series Receptacles

	ATP13-2P-BM01GRY	2 Position, 90° PCB Receptacle with Flange, Pin, Gold, Boardlock™ ATP13, No Potting, Grey Body (No Add'l Wedgelock Required)	12	25A
	ATP13-2P-BM02GRY	2 Position, 90° PCB Receptacle with Flange, Pin, Gold, Boardlock™ ATP13, Potting, Grey Body (No Add'l Wedgelock Required)	12	25A
	ATP13-2P-BM03GRY	2 Position, 90° PCB Receptacle with Flange, Pin, Tin, Boardlock™ ATP13, No Potting, Grey Body (No Add'l Wedgelock Required)	12	25A
	ATP13-2P-BM04GRY	2 Position, 90° PCB Receptacle with Flange, Pin, Tin, Boardlock™ ATP13, Potting, Grey Body (No Add'l Wedgelock Required)	12	25A
	ATP13-2P-BM01BLK	2 Position, 90° PCB Receptacle with Flange, Pin, Gold, Boardlock™ ATP13, No Potting, Black Body (No Add'l Wedgelock Required)	12	25A
	ATP13-2P-BM02BLK	2 Position, 90° PCB Receptacle with Flange, Pin, Gold, Boardlock™ ATP13, Potting, Black Body (No Add'l Wedgelock Required)	12	25A
	ATP13-2P-BM03BLK	2 Position, 90° PCB Receptacle with Flange, Pin, Tin, Boardlock™ ATP13, No Potting, Black Body (No Add'l Wedgelock Required)	12	25A
	ATP13-2P-BM04BLK	2 Position, 90° PCB Receptacle with Flange, Pin, Tin, Boardlock™ ATP13, Potting, Black Body (No Add'l Wedgelock Required)	12	25A

## 2 Position - BoardLock™ ATP15 Series Receptacles

Image	Part Number	Description	Size	Amp
	ATP15-2P-BM01GRY	2 Position, Straight PCB Receptacle with Flange, Pins, Gold, Boardlock™ ATP15, No Potting, Grey Body (No Add'l Wedgelock Required)	12	25A
	ATP15-2P-BM02GRY	2 Position, Straight PCB Receptacle with Flange, Pins, Gold, Boardlock™ ATP15, Potting, Grey Body (No Add'l Wedgelock Required)	12	25A
	ATP15-2P-BM03GRY	2 Position, Straight PCB Receptacle with Flange, Pins, Tin, Boardlock™ ATP15, No Potting, Grey Body (No Add'l Wedgelock Required)	12	25A
	ATP15-2P-BM04GRY	2 Position, Straight PCB Receptacle with Flange, Pins, Tin, Boardlock™ ATP15, Potting, Grey Body (No Add'l Wedgelock Required)	12	25A
	ATP15-2P-BM01BLK	2 Position, Straight PCB Receptacle with Flange, Pins, Gold, Boardlock™ ATP15, No Potting, Black Body (No Add'l Wedgelock Required)	12	25A
	ATP15-2P-BM02BLK	2 Position, Straight PCB Receptacle with Flange, Pins, Gold, Boardlock™ ATP15, Potting, Black Body (No Add'l Wedgelock Required)	12	25A
	ATP15-2P-BM03BLK	2 Position, Straight PCB Receptacle with Flange, Pins, Tin, Boardlock™ ATP15, No Potting, Black Body (No Add'l Wedgelock Required)	12	25A
	ATP15-2P-BM04BLK	2 Position, Straight PCB Receptacle with Flange, Pins, Tin, Boardlock™ ATP15, Potting, Black Body (No Add'l Wedgelock Required)	12	25A


## 2 Position - PanelMate™ ATP Series Receptacles and Wedgelocks

	ATP04-2P-PM07G	2 Position, Receptacle with Flange, Pin, PanelMate™ ATP, Self-Threading, Gasket, Standard Diameter Rear Seal (Red), Black Body (Requires Wedgelock AWP-2P. Keyed Options Available.)	12	25
	ATP04-2P-PM07GEC	2 Position, Receptacle with Flange, Pin, PanelMate™ ATP, Self-Threading, Gasket, Standard Diameter Rear Seal (Red), End Cap, Black Body (Requires Wedgelock AWP-2P. Keyed Options Available.)	12	25
	ATP04-2P-PM08G	2 Position, Receptacle with Flange, Pin, PanelMate™ ATP, Self-Threading, Gasket, Standard Diameter Rear Seal (Red), Grey Body (Requires Wedgelock AWP-2P. Keyed Options Available.)	12	25
	ATP04-2P-PM08GEC	2 Position, Receptacle with Flange, Pin, PanelMate™ ATP, Self-Threading, Gasket, Standard Diameter Rear Seal (Red), End Cap, Grey Body (Requires Wedgelock AWP-2P. Keyed Options Available.)	12	25
	AWP-2P	2 Position, Receptacle Wedgelock, ATP Series™, Standard Orange	-	-
	AWP-2PA	2 Position, Receptacle Wedgelock, ATP Series™, Keyed A, Grey	-	-
	AWP-2PB	2 Position, Receptacle Wedgelock, ATP Series™, Keyed B, Black	-	-
	AWP-2PC	2 Position, Receptacle Wedgelock, ATP Series™, Keyed C, Green	-	-
	AWP-2PD	2 Position, Receptacle Wedgelock, ATP Series™, Keyed D, Brown	-	-





## 2 Position - ATP Series™ Kits

	ATP06-2S-KIT01	2 Position, Plug Kit, ATP Series™ (1) Plug, (2) Socket Contacts, (1) AWP-2S Wedgelock	12	25A
	ATP04-2P-KIT01	2 Position, Receptacle Kit, ATP Series™ (1) Receptacle, (2) Pin Contacts, (1) AWP-2P Wedgelock	12	25A
	ATP2PS-CKIT	2 Position, Plug/Receptacle Kit, ATP Series™ (1) Plug, (2) Socket Contacts, (1) AWP-2S Plug Wedgelock (1) Receptacle, (2) Pin Contacts, (1) AWP-2P Receptacle Wedgelock	12	25A


## 4 Position - ATP Series™ Receptacles and Wedgelocks

Image	Part Number	Description	Size	Amp
	ATP06-4S	4 Position, Plug, Socket, ATP Series™, Standard Diameter Rear Seal (Red), Grey Body (Requires Wedgelock AWP-4S. Keyed Options Available.)	12	25A
	ATP06-4S-BLK	4 Position, Plug, Socket, ATP Series™, Standard Diameter Rear Seal (Red), Black Body (Requires Wedgelock AWP-4S. Keyed Options Available.)	12	25A
	ATP06-4S-EC01	4 Position, Plug, Socket, ATP Series™, Standard Diameter Rear Seal (Red), End Cap, Grey Body (Requires Wedgelock AWP-4S. Keyed Options Available.)	12	25A
	ATP06-4S-EC01BLK	4 Position, Plug, Socket, ATP Series™, Standard Diameter Rear Seal (Red), End Cap, Black Body (Requires Wedgelock AWP-4S. Keyed Options Available.)	12	25A
	ATP06-4S-MM01	4 Position, Plug, Socket, ATP Series™, Reduced Diameter Rear Seal (Green), End Cap, Grey Body (Requires Wedgelock AWP-4S. Keyed Options Available.)	12	25A
	ATP06-4S-MM01BLK	4 Position, Plug, Socket, ATP Series™, Reduced Diameter Rear Seal (Green), End Cap, Black Body (Requires Wedgelock AWP-4S. Keyed Options Available.)	12	25A
	ATP06-4S-RD01	4 Position, Plug, Socket, ATP Series™, Reduced Diameter Rear Seal (Green), Grey Body (Requires Wedgelock AWP-4S. Keyed Options Available.)	12	25A
	ATP06-4S-RD01BK	4 Position, Plug, Socket, ATP Series™, Reduced Diameter Rear Seal (Green), Black Body (Requires Wedgelock AWP-4S. Keyed Options Available.)	12	25A
	AWP-4S	4 Position, Plug Wedgelock, ATP Series™, Standard Orange	-	-
	AWP-4SA	4 Position, Plug Wedgelock, ATP Series™, Keyed A, Grey	-	-
	AWP-4SB	4 Position, Plug Wedgelock, ATP Series™, Keyed B, Black	-	-
	AWP-4SC	4 Position, Plug Wedgelock, ATP Series™, Keyed C, Green	-	-
	AWP-4SD	4 Position, Plug Wedgelock, ATP Series™, Keyed D, Brown	-	-










## 4 Position - ATP Series™ Receptacles and Wedgelocks

	ATP04-4P	4 Position, Receptacle, Pin, ATP Series™, Standard Diameter Rear Seal (Red), Grey Body (Requires Wedgelock AWP-4P. Keyed Options Available.)	12	25A
	ATP04-4P-BLK	4 Position, Receptacle, Pin, ATP Series™, Standard Diameter Rear Seal (Red), Black Body (Requires Wedgelock AWP-4P. Keyed Options Available.)	12	25A
	ATP04-4P-EC01	4 Position, Receptacle, Pin, ATP Series™, Standard Diameter Rear Seal (Red), End Cap, Grey Body (Requires Wedgelock AWP-4P. Keyed Options Available.)	12	25A
	ATP04-4P-EC01BLK	4 Position, Receptacle, Pin, ATP Series™, Standard Diameter Rear Seal (Red), End Cap, Black Body (Requires Wedgelock AWP-4P. Keyed Options Available.)	12	25A

4 Position - ATP Series™ Receptacles and Wedgelocks, cont.

Image	Part Number	Description	Size	Amp
	ATP04-4P-MM01	4 Position, Receptacle, Pin, ATP Series™, Reduced Diameter Rear Seal (Green), End Cap, Grey Body (Requires Wedgelock AWP-4P. Keyed Options Available.)	12	25A
	ATP04-4P-MM01BLK	4 Position, Receptacle, Pin, ATP Series™, Reduced Diameter Rear Seal (Green), End Cap, Black Body (Requires Wedgelock AWP-4P. Keyed Options Available.)	12	25A
	ATP04-4P-RD01	4 Position, Receptacle, Pin, ATP Series™, Reduced Diameter Rear Seal (Green), Grey Body (Requires Wedgelock AWP-4P. Keyed Options Available.)	12	25A
	ATP04-4P-RD01BLK	4 Position, Receptacle, Pin, ATP Series™, Reduced Diameter Rear Seal (Green), End Cap, Black Body (Requires Wedgelock AWP-4P. Keyed Options Available.)	12	25A
	AWP-4P	4 Position, Receptacle Wedgelock, ATP Series™, Standard Orange	-	-
	AWP-4PA	4 Position, Receptacle Wedgelock, ATP Series™, Keyed A, Grey	-	-
	AWP-4PB	4 Position, Receptacle Wedgelock, ATP Series™, Keyed B, Black	-	-
	AWP-4PC	4 Position, Receptacle Wedgelock, ATP Series™, Keyed C, Green	-	-
	AWP-4PD	4 Position, Receptacle Wedgelock, ATP Series™, Keyed D, Brown	-	-

4 Position - ATP Series™ Plugs and Wedgelocks (with SR01/02 Strain Relief)

	ATP06-4S-SR01	4 Position, Plug, Socket, ATP Series™, Standard Diameter Rear Seal (Red), SR01 Strain Relief, Grey Body (Requires Wedgelock AWP-4S. Keyed Options Available.)	12	25A
	ATP06-4S-SR01BK	4 Position, Plug, Socket, ATP Series™, Standard Diameter Rear Seal (Red), SR01 Strain Relief, Black Body (Requires Wedgelock AWP-4S. Keyed Options Available.)	12	25A
	ATP06-4S-SR02	4 Position, Plug, Socket, ATP Series™, Reduced Diameter Rear Seal (Green), SR02 Strain Relief, Grey Body (Requires Wedgelock AWP-4S. Keyed Options Available.)	12	25A
	ATP06-4S-SR02BK	4 Position, Plug, Socket, ATP Series™, Reduced Diameter Rear Seal (Green), SR02 Strain Relief, Black Body (Requires Wedgelock AWP-4S. Keyed Options Available.)	12	25A
	AWP-4S	4 Position, Plug Wedgelock, ATP Series™, Standard Orange	-	-
	AWP-4SA	4 Position, Plug Wedgelock, ATP Series™, Keyed A, Grey	-	-
	AWP-4SB	4 Position, Plug Wedgelock, ATP Series™, Keyed B, Black	-	-
	AWP-4SC	4 Position, Plug Wedgelock, ATP Series™, Keyed C, Green	-	-
	AWP-4SD	4 Position, Plug Wedgelock, ATP Series™, Keyed D, Brown	-	-


4 Position - ATP Series™ Receptacles and Wedgelocks (with SR01/02 Strain Relief)

Image	Part Number	Description	Size	Amp
	ATP04-4P-SR01	4 Position, Receptacle, Pin, ATP Series™, Standard Diameter Rear Seal (Red), SR01 Strain Relief, Grey Body (Requires Wedgelock AWP-4P. Keyed Options Available.)	12	25A
	ATP04-4P-SR01BK	4 Position, Receptacle, Pin, ATP Series™, Standard Diameter Rear Seal (Red), SR01 Strain Relief, Black Body (Requires Wedgelock AWP-4P. Keyed Options Available.)	12	25A
	ATP04-4P-SR02	4 Position, Receptacle, Pin, ATP Series™, Reduced Diameter Rear Seal (Green), SR02 Strain Relief, Grey Body (Requires Wedgelock AWP-4P. Keyed Options Available.)	12	25A
	ATP04-4P-SR02BK	4 Position, Receptacle, Pin, ATP Series™, Reduced Diameter Rear Seal (Green), SR02 Strain Relief, Black Body (Requires Wedgelock AWP-4P. Keyed Options Available.)	12	25A
	AWP-4P	4 Position, Receptacle Wedgelock, ATP Series™, Standard Orange	-	-
	AWP-4PA	4 Position, Receptacle Wedgelock, ATP Series™, Keyed A, Grey	-	-
	AWP-4PB	4 Position, Receptacle Wedgelock, ATP Series™, Keyed B, Black	-	-
	AWP-4PC	4 Position, Receptacle Wedgelock, ATP Series™, Keyed C, Green	-	-
	AWP-4PD	4 Position, Receptacle Wedgelock, ATP Series™, Keyed D, Brown	-	-

4 Position - BoardLock™ ATP Series Receptacles


	ATP04-4P-BM01	4 Position, Straight PCB Receptacle, Pin, Gold, BoardLock™ ATP, Snap-Fit, No Potting, Black Body (No Add'l Wedgelock Required)	12	25A
	ATP04-4P-BM02	4 Position, Straight PCB Receptacle, Pin, Gold, BoardLock™ ATP, Snap-Fit, Potting, Black Body (No Add'l Wedgelock Required)	12	25A
	ATP04-4P-BM03	4 Position, Straight PCB Receptacle, Pin, Tin, BoardLock™ ATP, Snap-Fit, No Potting, Black Body (No Add'l Wedgelock Required)	12	25A
	ATP04-4P-BM04	4 Position, Straight PCB Receptacle, Pin, Tin, BoardLock™ ATP, Snap-Fit, Potting, Black Body (No Add'l Wedgelock Required)	12	25A
	ATP04-4P-BM11	4 Position, Straight PCB Receptacle, Pin, Gold, BoardLock™ ATP, Self-Threading, No Potting, Black Body (No Add'l Wedgelock Required)	12	25A
	ATP04-4P-BM12	4 Position, Straight PCB Receptacle, Pin, Gold, BoardLock™ ATP, Self-Threading, Potting, Black Body (No Add'l Wedgelock Required)	12	25A
	ATP04-4P-BM13	4 Position, Straight PCB Receptacle, Pin, Tin, BoardLock™ ATP, Self-Threading, No Potting, Black Body (No Add'l Wedgelock Required)	12	25A
	ATP04-4P-BM14	4 Position, Straight PCB Receptacle, Pin, Tin, BoardLock™ ATP, Self-Threading, Potting, Black Body (No Add'l Wedgelock Required)	12	25A

4 Position - BoardLock™ ATP13 Series Receptacles

	ATP13-4P-BM01GRY	4 Position, 90° PCB Receptacle with Flange, Pins, Gold, Boardlock™ ATP13, Self-Threading, Gasket, No Potting, Grey Body (No Add'l Wedgelock Required)	12	25A
	ATP13-4P-BM02GRY	4 Position, 90° PCB Receptacle with Flange, Pins, Gold, Boardlock™ ATP13, Self-Threading, Gasket, Potting, Grey Body (No Add'l Wedgelock Required)	12	25A
	ATP13-4P-BM03GRY	4 Position, 90° PCB Receptacle with Flange, Pins, Tin, Boardlock™ ATP13, Self-Threading, Gasket, No Potting, Grey Body (No Add'l Wedgelock Required)	12	25A
	ATP13-4P-BM04GRY	4 Position, 90° PCB Receptacle with Flange, Pins, Tin, Boardlock™ ATP13, Self-Threading, Gasket, Potting, Grey Body (No Add'l Wedgelock Required)	12	25A






## 4 Position - BoardLock™ ATP13 Series Receptacles, cont.

Image	Part Number	Description	Size	Amp
	ATP13-4P-BM01BLK	4 Position, 90° PCB Receptacle with Flange, Pins, Gold, Boardlock™ ATP13, Self-Threading, Gasket, No Potting, Black Body (No Add'l Wedgelock Required)	12	25A
	ATP13-4P-BM02BLK	4 Position, 90° PCB Receptacle with Flange, Pins, Gold, Boardlock™ ATP13, Self-Threading, Gasket, Potting, Black Body (No Add'l Wedgelock Required)	12	25A
	ATP13-4P-BM03BLK	4 Position, 90° PCB Receptacle with Flange, Pins, Tin, Boardlock™ ATP13, Self-Threading, Gasket, No Potting, Black Body (No Add'l Wedgelock Required)	12	25A
	ATP13-4P-BM04BLK	4 Position, 90° PCB Receptacle with Flange, Pins, Tin, Boardlock™ ATP13, Self-Threading, Gasket, Potting, Black Body (No Add'l Wedgelock Required)	12	25A





## 4 Position - BoardLock™ ATP15 Series Receptacles

	ATP15-4P-BM01GRY	4 Position, Straight PCB Receptacle with Flange, Pins, Gold, Boardlock™ ATP15, No Potting, Grey Body (No Add'l Wedgelock Required)	12	25A
	ATP15-4P-BM02GRY	4 Position, Straight PCB Receptacle with Flange, Pins, Gold, Boardlock™ ATP15, Potting, Grey Body (No Add'l Wedgelock Required)	12	25A
	ATP15-4P-BM03GRY	4 Position, Straight PCB Receptacle with Flange, Pins, Tin, Boardlock™ ATP15, No Potting, Grey Body (No Add'l Wedgelock Required)	12	25A
	ATP15-4P-BM04GRY	4 Position, Straight PCB Receptacle with Flange, Pins, Tin, Boardlock™ ATP15, Potting, Grey Body (No Add'l Wedgelock Required)	12	25A
	ATP15-4P-BM01BLK	4 Position, Straight PCB Receptacle with Flange, Pins, Gold, Boardlock™ ATP15, No Potting, Black Body (No Add'l Wedgelock Required)	12	25A
	ATP15-4P-BM02BLK	4 Position, Straight PCB Receptacle with Flange, Pins, Gold, Boardlock™ ATP15, Potting, Black Body (No Add'l Wedgelock Required)	12	25A
	ATP15-4P-BM03BLK	4 Position, Straight PCB Receptacle with Flange, Pins, Tin, Boardlock™ ATP15, No Potting, Black Body (No Add'l Wedgelock Required)	12	25A
	ATP15-4P-BM04BLK	4 Position, Straight PCB Receptacle with Flange, Pins, Tin, Boardlock™ ATP15, Potting, Black Body (No Add'l Wedgelock Required)	12	25A








## 4 Position - ATP Series™ Kits

	ATP06-4S-KIT01	4 Position, Plug Kit, ATP Series™ (1) Plug, (4) Socket Contacts, (1) AWP-4S Wedgelock	12	25A
	ATP04-4P-KIT01	4 Position, Receptacle Kit, ATP Series™ (1) Receptacle, (4) Pin Contacts, (1) AWP-4P Wedgelock	12	25A
	ATP4PS-CKIT	4 Position, Plug/Receptacle Kit, ATP Series™ (1) Plug, (4) Socket Contacts, (1) AWP-4S Plug Wedgelock (1) Receptacle, (4) Pin Contacts, (1) AWP-4P Receptacle Wedgelock	12	25A

## 6 Position - ATP Series™ Plugs and Wedgelocks

	ATP06-6S	6 Position, Plug, Socket, ATP Series™, Standard Diameter Rear Seal (Red), Grey Body (Requires Wedgelock AWP-6S. Keyed Options Available.)	12	25A
	ATP06-6S-BLK	6 Position, Plug, Socket, ATP Series™, Standard Diameter Rear Seal (Red), Black Body (Requires Wedgelock AWP-6S. Keyed Options Available.)	12	25A
	ATP06-6S-EC01	6 Position, Plug, Socket, ATP Series™, Standard Diameter Rear Seal (Red), Endcap, Grey Body (Requires Wedgelock AWP-6S. Keyed Options Available.)	12	25A
	ATP06-6S-EC01BK	6 Position, Plug, Socket, ATP Series™, Standard Diameter Rear Seal (Red), Endcap, Black Body (Requires Wedgelock AWP-6S. Keyed Options Available.)	12	25A



## 6 Position - ATP Series™ Plugs and Wedgelocks, cont.

Image	Part Number	Description	Size	Amp
	ATP06-6S-MM01	6 Position, Plug, Socket, ATP Series™, Reduced Diameter Rear Seal (Green), Endcap, Grey Body (Requires Wedgelock AWP-6S. Keyed Options Available.)	12	25A
	ATP06-6S-MM01BK	6 Position, Plug, Socket, ATP Series™, Reduced Diameter Rear Seal (Green), Endcap, Black Body (Requires Wedgelock AWP-6S. Keyed Options Available.)	12	25A
	ATP06-6S-RD01	6 Position, Plug, Socket, ATP Series™, Reduced Diameter Rear Seal (Green), Grey Body (Requires Wedgelock AWP-6S. Keyed Options Available.)	12	25A
	ATP06-6S-RD01BK	6 Position, Plug, Socket, ATP Series™, Reduced Diameter Rear Seal (Green), Black Body (Requires Wedgelock AWP-6S. Keyed Options Available.)	12	25A
	AWP-6S	6 Position, Plug Wedgelock, ATP Series™, Standard Orange	-	-
	AWP-6SA	6 Position, Plug Wedgelock, ATP Series™, Keyed A, Grey	-	-
	AWP-6SB	6 Position, Plug Wedgelock, ATP Series™, Keyed B, Black	-	-








## 6 Position - ATP Series™ Receptacles and Wedgelocks

	ATP04-6P	6 Position, Receptacle, Pin, ATP Series™, Standard Diameter Rear Seal (Red), Grey Body (Requires Wedgelock AWP-6P. Keyed Options Available.)	12	25A
	ATP04-6P-BLK	6 Position, Receptacle, Pin, ATP Series™, Standard Diameter Rear Seal (Red), Black Body (Requires Wedgelock AWP-6P. Keyed Options Available.)	12	25A
	ATP04-6P-EC01	6 Position, Receptacle, Pin, ATP Series™, Standard Diameter Rear Seal (Red), End Cap, Grey Body (Requires Wedgelock AWP-6P. Keyed Options Available.)	12	25A
	ATP04-6P-EC01BK	6 Position, Receptacle, Pin, ATP Series™, Standard Diameter Rear Seal (Red), End Cap, Black Body (Requires Wedgelock AWP-6P. Keyed Options Available.)	12	25A
	ATP04-6P-MM01	6 Position, Receptacle, Pin, ATP Series™, Reduced Diameter Rear Seal (Green), End Cap, Grey Body (Requires Wedgelock AWP-6P. Keyed Options Available.)	12	25A
	ATP04-6P-MM01BK	6 Position, Receptacle, Pin, ATP Series™, Reduced Diameter Rear Seal (Green), End Cap, Black Body (Requires Wedgelock AWP-6P. Keyed Options Available.)	12	25A
	ATP04-6P-RD01	6 Position, Receptacle, Pin, ATP Series™, Reduced Diameter Rear Seal (Green), Grey Body (Requires Wedgelock AWP-6P. Keyed Options Available.)	12	25A
	ATP04-6P-RD01BK	6 Position, Receptacle, Pin, ATP Series™, Reduced Diameter Rear Seal (Green), Black Body (Requires Wedgelock AWP-6P. Keyed Options Available.)	12	25A
	AWP-6P	6 Position, Receptacle Wedgelock, ATP Series™, Standard Orange	-	-

## 6 Position - ATP Series™ Receptacles and Wedgelocks, cont.

Image	Part Number	Description	Size	Amp
	AWP-6PA	6 Position, Receptacle Wedgelock, ATP Series™, Keyed A, Grey	-	-
	AWP-6PB	6 Position, Receptacle Wedgelock, ATP Series™, Keyed B, Black	-	-



## 6 Position - ATP Series™ Plug and Wedgelocks (with SR01/02 Strain Relief)

	ATP06-6S-SR01	6 Position, Plug, Socket, ATP Series™, Standard Diameter Rear Seal (Red), SR01 Strain Relief, Grey Body (Requires Wedgelock AWP-6S. Keyed Options Available.)	12	25A
	ATP06-6S-SR01BK	6 Position, Plug, Socket, ATP Series™, Standard Diameter Rear Seal (Red), SR01 Strain Relief, Black Body (Requires Wedgelock AWP-6S. Keyed Options Available.)	12	25A
	ATP06-6S-SR02	6 Position, Plug, Socket, ATP Series™, Reduced Diameter Rear Seal (Green), SR02 Strain Relief, Grey Body (Requires Wedgelock AWP-6S. Keyed Options Available.)	12	25A
	ATP06-6S-SR02BK	6 Position, Plug, Socket, ATP Series™, Reduced Diameter Rear Seal (Green), SR02 Strain Relief, Black Body (Requires Wedgelock AWP-6S. Keyed Options Available.)	12	25A
	AWP-6S	6 Position, Plug Wedgelock, ATP Series™, Standard Orange	-	-
	AWP-6SA	6 Position, Plug Wedgelock, ATP Series™, Keyed A, Grey	-	-
	AWP-6SB	6 Position, Plug Wedgelock, ATP Series™, Keyed B, Black	-	-



## 6 Position - ATP Series™ Receptacles and Wedgelocks (with SR01/02 Strain Relief)

	ATP04-6P-SR01	6 Position, Receptacle, Pin, ATP Series™, Standard Diameter Rear Seal (Red), SR01 Strain Relief, Grey Body (Requires Wedgelock AWP-6P. Keyed Options Available.)	12	25A
	ATP04-6P-SR01BK	6 Position, Receptacle, Pin, ATP Series™, Standard Diameter Rear Seal (Red), SR01 Strain Relief, Black Body (Requires Wedgelock AWP-6P. Keyed Options Available.)	12	25A
	ATP04-6P-SR02	6 Position, Receptacle, Pin, ATP Series™, Reduced Diameter Rear Seal (Green), SR02 Strain Relief, Grey Body (Requires Wedgelock AWP-6P. Keyed Options Available.)	12	25A
	ATP04-6P-SR02BK	6 Position, Receptacle, Pin, ATP Series™, Reduced Diameter Rear Seal (Green), SR02 Strain Relief, Black Body (Requires Wedgelock AWP-6P. Keyed Options Available.)	12	25A
	AWP-6P	6 Position, Receptacle Wedgelock, ATP Series™, Standard Orange	-	-
	AWP-6PA	6 Position, Receptacle Wedgelock, ATP Series™, Keyed A, Grey	-	-
	AWP-6PB	6 Position, Receptacle Wedgelock, ATP Series™, Keyed B, Black	-	-

6 Position - BoardLock™ ATP Series Receptacles

Image	Part Number	Description	Size	Amp
	ATP04-6P-BM01	6 Position, Straight PCB Receptacle, Pin, BoardLock™ ATP, Snap-Fit, Gold Contact Plated, No Potting, Black Body (No Add'l Wedgelock Required)	12	25A
	ATP04-6P-BM02	6 Position, Straight PCB Receptacle, Pin, BoardLock™ ATP, Snap-Fit, Gold Contact Plated, Potting, Black Body (No Add'l Wedgelock Required)	12	25A
	ATP04-6P-BM03	6 Position, Straight PCB Receptacle, Pin, BoardLock™ ATP, Snap-Fit, Tin Contact Plated, No Potting, Black Body (No Add'l Wedgelock Required)	12	25A
	ATP04-6P-BM04	6 Position, Straight PCB Receptacle, Pin, BoardLock™ ATP, Snap-Fit, Tin Contact Plated, Potting, Black Body (No Add'l Wedgelock Required)	12	25A
	ATP04-6P-BM11	6 Position, Straight PCB Receptacle, Pin, BoardLock™ ATP, Snap-Fit, Gold Contact Plated, No Potting, Black Body (No Add'l Wedgelock Required)	12	25A
	ATP04-6P-BM12	6 Position, Straight PCB Receptacle, Pin, BoardLock™ ATP, Snap-Fit, Gold Contact Plated, Potting, Black Body (No Add'l Wedgelock Required)	12	25A
	ATP04-6P-BM13	6 Position, Straight PCB Receptacle, Pin, BoardLock™ ATP, Snap-Fit, Tin Contact Plated, No Potting, Black Body (No Add'l Wedgelock Required)	12	25A
	ATP04-6P-BM14	6 Position, Straight PCB Receptacle, Pin, BoardLock™ ATP, Snap-Fit, Tin Contact Plated, Potting, Black Body (No Add'l Wedgelock Required)	12	25A

6 Position - HYPERBUS™ ATP Series Receptacles

	ATP04-6PA-BUS	6 Position, HYPERBUS™ ATP, Receptacle, Pin, Busbar, Keyed A, Grey Body, Integrated Wedgelock	12	25A
	ATP04-6PB-BUS	6 Position, HYPERBUS™ ATP, Receptacle, Pin, Busbar, Keyed B, Black Body, Integrated Wedgelock	12	25A

6 Position - PanelMate™ ATP Series Receptacles and Wedgelocks




	ATP04-6P-PM05	6 Position, Receptacle with Flange, Pin, PanelMate™ ATP, Threaded Insert, Gasket, Standard Diameter Rear Seal (Red), Grey Body (Requires Wedgelock AWP-6P. Keyed Options Available.)	12	25A
	ATP04-6P-PM05BK	6 Position, Receptacle with Flange, Pin, PanelMate™ ATP, Threaded Insert, Gasket, Standard Diameter Rear Seal (Red), Black Body (Requires Wedgelock AWP-6P. Keyed Options Available.)	12	25A
	ATP04-6P-PM05EC	6 Position, Receptacle with Flange, Pin, PanelMate™ ATP, Threaded Insert, Gasket, Standard Diameter Rear Seal (Red), Endcap, Grey Body (Requires Wedgelock AWP-6P. Keyed Options Available.)	12	25A
	ATP04-6P-PM05ECBK	6 Position, Receptacle with Flange, Pin, PanelMate™ ATP, Threaded Insert, Gasket, Standard Diameter Rear Seal (Red), Endcap, Black Body (Requires Wedgelock AWP-6P. Keyed Options Available.)	12	25A
	ATP04-6P-PM05SR	6 Position, Receptacle with Flange, Pin, PanelMate™ ATP, Threaded Insert, Gasket, Standard Diameter Rear Seal (Red), Strain Relief, Grey Body (Requires Wedgelock AWP-6P. Keyed Options Available.)	12	25A
	ATP04-6P-PM05SRBK	6 Position, Receptacle with Flange, Pin, PanelMate™ ATP, Threaded Insert, Gasket, Standard Diameter Rear Seal (Red), Strain Relief, Black Body (Requires Wedgelock AWP-6P. Keyed Options Available.)	12	25A
	ATP04-6P-PM06	6 Position, Receptacle with Flange, Pin, PanelMate™ ATP, Threaded Insert, Gasket, Reduced Diameter Rear Seal (Green), Grey Body (Requires Wedgelock AWP-6P. Keyed Options Available.)	12	25A
	ATP04-6P-PM06BK	6 Position, Receptacle with Flange, Pin, PanelMate™ ATP, Threaded Insert, Gasket, Reduced Diameter Rear Seal (Green), Black Body (Requires Wedgelock AWP-6P. Keyed Options Available.)	12	25A

## 6 Position - PanelMate™ ATP Series Receptacles and Wedgelocks, cont.



Image	Part Number	Description	Size	Amp
	ATP04-6P-PM06EC	6 Position, Receptacle with Flange, Pin, PanelMate™ ATP, Threaded Insert, Gasket, Reduced Diameter Rear Seal (Green), Endcap, Grey Body (Requires Wedgelock AWP-6P. Keyed Options Available.)	12	25A
	ATP04-6P-PM06ECBK	6 Position, Receptacle with Flange, Pin, PanelMate™ ATP, Threaded Insert, Gasket, Reduced Diameter Rear Seal (Green), Endcap, Black Body (Requires Wedgelock AWP-6P. Keyed Options Available.)	12	25A
	ATP04-6P-PM06SR	6 Position, Receptacle with Flange, Pin, PanelMate™ ATP, Threaded Insert, Gasket, Reduced Diameter Rear Seal (Green), Strain Relief, Grey Body (Requires Wedgelock AWP-6P. Keyed Options Available.)	12	25A
	ATP04-6P-PM06SRBK	6 Position, Receptacle with Flange, Pin, PanelMate™ ATP, Threaded Insert, Gasket, Reduced Diameter Rear Seal (Green), Strain Relief, Black Body (Requires Wedgelock AWP-6P. Keyed Options Available.)	12	25A
	ATP04-6P-PM11	6 Position, Receptacle with Flange, Pin, PanelMate™ ATP, Self-Threading, Gasket, Standard Diameter Rear Seal (Red), Grey Body (Requires Wedgelock AWP-6P. Keyed Options Available.)	12	25A
	ATP04-6P-PM11BK	6 Position, Receptacle with Flange, Pin, PanelMate™ ATP, Self-Threading, Gasket, Standard Diameter Rear Seal (Red), Black Body (Requires Wedgelock AWP-6P. Keyed Options Available.)	12	25A
	ATP04-6P-PM12	6 Position, Receptacle with Flange, Pin, PanelMate™ ATP, Self-Threading, Gasket, Reduced Diameter Rear Seal (Green), Grey Body (Requires Wedgelock AWP-6P. Keyed Options Available.)	12	25A
	ATP04-6P-PM12BK	6 Position, Receptacle with Flange, Pin, PanelMate™ ATP, Self-Threading, Gasket, Reduced Diameter Rear Seal (Green), Black Body (Requires Wedgelock AWP-6P. Keyed Options Available.)	12	25A
	ATP04-6P-PM13	6 Position, Receptacle with Flange, Pin, PanelMate™ ATP, Self-Threading, Gasket, Standard Diameter Rear Seal (Red), End Cap, Grey Body (Requires Wedgelock AWP-6P. Keyed Options Available.)	12	25A
	ATP04-6P-PM13BK	6 Position, Receptacle with Flange, Pin, PanelMate™ ATP, Self-Threading, Gasket, Standard Diameter Rear Seal (Red), End Cap, Black Body (Requires Wedgelock AWP-6P. Keyed Options Available.)	12	25A
	ATP04-6P-PM14	6 Position, Receptacle with Flange, Pin, PanelMate™ ATP, Self-Threading, Gasket, Reduced Diameter Rear Seal (Green), End Cap, Grey Body (Requires Wedgelock AWP-6P. Keyed Options Available.)	12	25A
	ATP04-6P-PM14BK	6 Position, Receptacle with Flange, Pin, PanelMate™ ATP, Self-Threading, Gasket, Reduced Diameter Rear Seal (Green), End Cap, Black Body (Requires Wedgelock AWP-6P. Keyed Options Available.)	12	25A
	ATP04-6P-PM15	6 Position, Receptacle with Flange, Pin, PanelMate™ ATP, Self-Threading, Gasket, Standard Diameter Rear Seal (Red), Strain Relief, Grey Body (Requires Wedgelock AWP-6P. Keyed Options Available.)	12	25A
	ATP04-6P-PM15BK	6 Position, Receptacle with Flange, Pin, PanelMate™ ATP, Self-Threading, Gasket, Standard Diameter Rear Seal (Green), Strain Relief, Black Body (Requires Wedgelock AWP-6P)	12	25A
	ATP04-6P-PM16	6 Position, Receptacle with Flange, Pin, PanelMate™ ATP, Self-Threading, Gasket, Reduced Diameter Rear Seal (Green), Strain Relief, Grey Body (Requires Wedgelock AWP-6P. Keyed Options Available.)	12	25A
	ATP04-6P-PM16BK	6 Position, Receptacle with Flange, Pin, PanelMate™ ATP, Self-Threading, Gasket, Reduced Diameter Rear Seal (Green), Strain Relief, Black Body (Requires Wedgelock AWP-6P. Keyed Options Available.)	12	25A




6 Position - PanelMate™ ATP Series Receptacles and Wedgelocks, cont.

Image	Part Number	Description	Size	Amp
	AWP-6P	6 Position, Receptacle Wedgelock, ATP Series™, Standard Orange	-	-
	AWP-6PA	6 Position, Receptacle Wedgelock, ATP Series™, Keyed A, Grey	-	-
	AWP-6PB	6 Position, Receptacle Wedgelock, ATP Series™, Keyed B, Black	-	-



6 Position - StructurePlus™ ATP Series Plugs and Wedgelocks

	ATP06-6S-OMBLK	6 Position, Plug, Socket, StructurePlus™ ATP, Standard Diameter Rear Seal (Red), Black Body (Requires Wedgelock AWP-6S. Keyed Options Available.)	12	25A
	ATP06-6S-OMRDBLK	6 Position, Plug, Socket, StructurePlus™ ATP, Reduced Diameter Rear Seal (Green), Black Body (Requires Wedgelock AWP-6S. Keyed Options Available.)	12	25A
	ATP06-6S-OMBLU	6 Position, Plug, Socket, StructurePlus™ ATP, Standard Diameter Rear Seal (Red), Blue Body (Requires Wedgelock AWP-6S. Keyed Options Available.)	12	25A
	ATP06-6S-OMRDBLU	6 Position, Plug, Socket, StructurePlus™ ATP, Reduced Diameter Rear Seal (Green), Blue Body (Requires Wedgelock AWP-6S. Keyed Options Available.)	12	25A
	ATP06-6S-OMBRN	6 Position, Plug, Socket, StructurePlus™ ATP, Standard Diameter Rear Seal (Red), Brown Body (Requires Wedgelock AWP-6S. Keyed Options Available.)	12	25A
	ATP06-6S-OMRDBRN	6 Position, Plug, Socket, StructurePlus™ ATP, Reduced Diameter Rear Seal (Green), Brown Body (Requires Wedgelock AWP-6S. Keyed Options Available.)	12	25A
	ATP06-6S-OMGRN	6 Position, Plug, Socket, StructurePlus™ ATP, Standard Diameter Rear Seal (Red), Green Body (Requires Wedgelock AWP-6S. Keyed Options Available.)	12	25A
	ATP06-6S-OMRDGRN	6 Position, Plug, Socket, StructurePlus™ ATP, Reduced Diameter Rear Seal (Green), Green Body (Requires Wedgelock AWP-6S. Keyed Options Available.)	12	25A
	ATP06-6S-OMGRY	6 Position, Plug, Socket, StructurePlus™ ATP, Standard Diameter Rear Seal (Red), Grey Body (Requires Wedgelock AWP-6S. Keyed Options Available.)	12	25A
	ATP06-6S-OMRDGRY	6 Position, Plug, Socket, StructurePlus™ ATP, Reduced Diameter Rear Seal (Green), Grey Body (Requires Wedgelock AWP-6S. Keyed Options Available.)	12	25A
	ATP06-6S-OMRED	6 Position, Plug, Socket, StructurePlus™ ATP, Standard Diameter Rear Seal (Red), Red Body (Requires Wedgelock AWP-6S. Keyed Options Available.)	12	25A
	ATP06-6S-OMRDRED	6 Position, Plug, Socket, StructurePlus™ ATP, Reduced Diameter Rear Seal (Green), Red Body (Requires Wedgelock AWP-6S. Keyed Options Available.)	12	25A
	ATP06-6S-OMWHT	6 Position, Plug, Socket, StructurePlus™ ATP, Standard Diameter Rear Seal (Red), White Body (Requires Wedgelock AWP-6S. Keyed Options Available.)	12	25A
	ATP06-6S-OMRDWHT	6 Position, Plug, Socket, StructurePlus™ ATP, Reduced Diameter Rear Seal (Green), White Body (Requires Wedgelock AWP-6S. Keyed Options Available.)	12	25A
	ATP06-6S-OMYEL	6 Position, Plug, Socket, StructurePlus™ ATP, Standard Diameter Rear Seal (Red), Yellow Body (Requires Wedgelock AWP-6S. Keyed Options Available.)	12	25A
	ATP06-6S-OMRDYEL	6 Position, Plug, Socket, StructurePlus™ ATP, Reduced Diameter Rear Seal (Green), Yellow Body (Requires Wedgelock AWP-6S. Keyed Options Available.)	12	25A
	AWP-6S	6 Position, Plug Wedgelock, ATP Series™, Standard Orange	-	-
	AWP-6SA	6 Position, Plug Wedgelock, ATP Series™, Keyed A, Grey	-	-
	AWP-6SB	6 Position, Plug Wedgelock, ATP Series™, Keyed B, Black	-	-

6 Position - ATP Series™ Kits

	ATP06-6S-KIT01	6 Position, Plug Kit, ATP Series™ (1) Plug, (6) Socket Contacts, (1) AWP-6S Wedgelock	12	25A
---	----------------	---	----	-----

6 Position - ATP Series™ Kits, cont.

Image	Part Number	Description	Size	Amp
	ATP04-6P-KIT01	6 Position, Receptacle Kit, ATP Series™ (1) Receptacle, (6) Pin Contacts, (1) AWP-6P Wedgelock	12	25A
	ATP6PS-CKIT	6 Position, Plug/Receptacle Kit, ATP Series™ (1) Plug, (6) Socket Contacts, (1) AWP-6S Plug Wedgelock (1) Receptacle, (6) Pin Contacts, (1)AWP-6P Receptacle Wedgelock	12	25A

**For more information, contact:** Customer Service, +1 800 394 7732, [csr@amphenol-sine.com](mailto:csr@amphenol-sine.com)

© 2018 Amphenol Sine Systems Corporation, 44274 Morley Drive, Clinton Township MI 48036 USA. [www.amphenol-sine.com](http://www.amphenol-sine.com). Customer Service +1 800 394 7732 Every effort has been made to ensure that the information contained in this document is accurate at the time of publication. Specifications or information stated in this document are subject to change without notice.



# ATV Series™



## 18 Position Heavy Duty Connectors

The ATV Series™ connectors further expands the proven reliability of the AT Series™ with a compact 18 position sealed flange design. The durable thermoplastic housings feature built-in contact sealing to eliminate individual wire-sealing grommets, while an integral interfacial seal protects mated connectors. The ATV Series™ is perfectly suited to on and off highway applications, marine, industrial, and agriculture markets in harsh environments.

### Key Features

- 18 Position cavity arrangement
- Rectangular, thermoplastic housing
- Accepts contact size 16 (13A)
- 14-22AWG
- Flange Mount or In-line (Flangeless) Capability
- Integrated latch for mating
- Integrated wedgelock confirms contact alignment/retention
- Available in custom color options



Housings	Thermoplastic
Seals	Silicone Elastomer
Secondary Locks	Thermoplastic
Contacts	Copper Alloy, Nickel Plated, Gold optional
Temperature	Operating temperature range: -55°C to +125°C at rated current
Dielectric Value	Meets or exceeds 1500 volts minimum
Drop Test	Shall not become detached or loosened when placed at 750mm and dropped to concrete eight times.
Shock	No latch disengagement or discontinuity shall be the result when subjected to 50 g's in each of three axis (X, Y & Z)
Vibration	Continued continuity without degradation to mechanical or physical attributes following vibration. (max acceleration 20 g's at Sine sweep of 10-2000Hz)
Connector Terminal Retention	When subjected to a direct pull, contacts achieve a minimum pull-out force of 25 lbs.
Connector Retention	A mated connector subjected to a pulling force by the exiting wire bundle at 25 lbs. times the number of contacts to a maximum of 100 lbs. applying load for 30 seconds
Thermal Shock	Subjected to 10 cycles at -55°C to +125°C with no cracking, chipping or other damage detrimental to the normal operation of the connector
Insulation Resistance	1000 megohms minimum at 25°C
Mating Cycle Durability	Following 100 cycles of connection engagement and disengagement, degradation either mechanical or electrical is not evident
Contact Millivolt Drop	Size 16 contacts with 16AWG conductor - 100 mV drop max at 13A test current
IP Rating	IP67/69K (in mated condition)



**A Series™ Family**

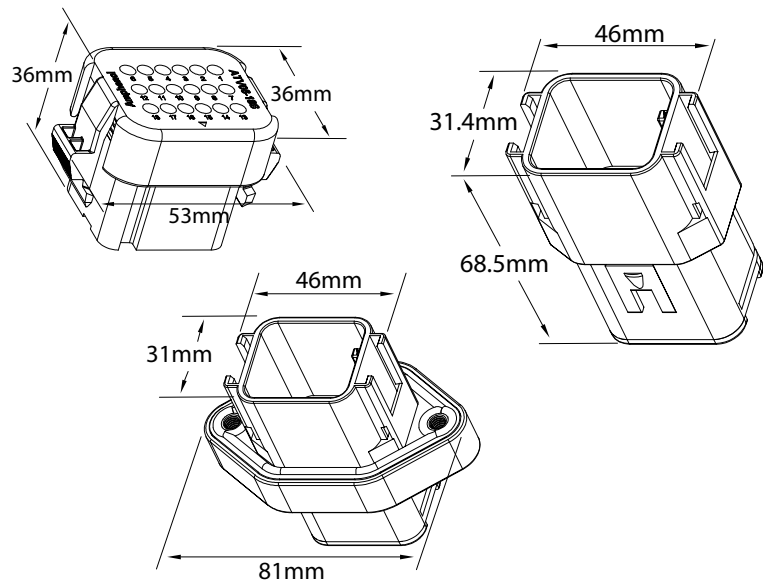


Standard products. Custom solutions  
Customer Service +1 800 394 7732

ATV Series™ Heavy Duty Connectors

Image	Part Number	Description
	ATV02-18PA	18 Pos., Flange Mount Receptacle, Size 16 Contact, Key A, Grey
	ATV02-18PA-RR01	18 Pos., Flange Mount Receptacle, Size 16 Contact, Key A, Double Reduced Seal, Grey
	ATV02-18PB	18 Pos., Flange Mount Receptacle, Size 16 Contact, Key B, Black
	ATV02-18PB-RR01	18 Pos., Flange Mount Receptacle, Size 16 Contact, Key B, Double Reduced Seal, Black
	ATV02-18PC	18 Pos., Flange Mount Receptacle, Size 16 Contact, Key C, Green
	ATV02-18PC-RR01	18 Pos., Flange Mount Receptacle, Size 16 Contact, Key C, Double Reduced Seal, Green
	ATV04-18PA	18 Pos., In-Line Receptacle, Size 16 Contact, Key A, Grey
	ATV04-18PA-RR01	18 Pos., In-Line Receptacle, Size 16 Contact, Key A, Double Reduced Seal, Grey
	ATV04-18PB	18 Pos., In-Line Receptacle, Size 16 Contact, Key B, Black
	ATV04-18PB-RR01	18 Pos., In-Line Receptacle, Size 16 Contact, Key B, Double Reduced Seal, Black
	ATV04-18PC	18 Pos., In-Line Receptacle, Size 16 Contact, Key C, Green
	ATV04-18PC-RR01	18 Pos., In-Line Receptacle, Size 16 Contact, Key C, Double Reduced Seal, Green
	ATV06-18SA	18 Pos., Plug, Size 16 Contact, Key A, Standard Seal, Grey
	ATV06-18SA-RR01	18 Pos., Plug, Size 16 Contact, Key A, Double Reduced Seal, Grey
	ATV06-18SB	18 Pos., Plug, Size 16 Contact, Key B, Standard Seal, Black
	ATV06-18SB-RR01	18 Pos., Plug, Size 16 Contact, Key B, Double Reduced Seal, Black
	ATV06-18SC	18 Pos., Plug, Size 16 Contact, Key C, Standard Seal, Green
	ATV06-18SC-RR01	18 Pos., Plug, Size 16 Contact, Key C, Double Reduced Seal, Green
	AWV-18P	Wedglock For 18 Pos., ATV Receptacle, Green
	AWV-18S	Wedglock For 18 Pos., ATV Plug, Green

Image	Keying Option A, B, C, D



**For more information, contact:** Customer Service, +1 800 394 7732, [csr@amphenol-sine.com](mailto:csr@amphenol-sine.com)



# BL BoardLock™ Family



Available in AT, ATHD, ATM and ATP  
1, 2, 3, 4, 6, 8, 12, 13 and 18 position (See individual series)

Amphenol Sine Systems' BoardLock™ Family options include flanged or flangeless, 180° straight or 90° right angle pin-oriented, snap-fit or self-threading, wire-to-board versatility with the proven reliability of the A Series™ environmentally-sealed thermoplastic connection system with a maximum current rating up to 100A. Featuring a compact, durable, low-profile and lightweight design, perfect for power or data signal applications.

All BoardLock™ product lines accept A Series™ components and are compatible with other industry standard mating connectors.

### Applications

Power & Signal Connectivity, Data Acquisition, HVAC Systems, Farming Implementation, Boating, Sealed Environments, Heavy Equipment, Transportation, Industrial, Off-Road and Harsh Environments

### Features

- Flanged or Flangeless
- 180° Straight or 90° Right Angle Pin Orientation
- Snap-Fit or Self-Threading
- Potted or Unpotted



### BoardLock™ Family Specifications Overview

Positions	1, 2, 3, 4, 6, 8, 12, 13 and 18 (See individual series)	Mating Cycles	100 Cycles
Current Rating	7.5A to 100A (See individual datasheets)	Operating Voltage	250V to 500V
Pin Orientation	Straight or 90° Right Angle	Seal Material	Silicone Rubber (See individual datasheets)
Mounting Type	Snap-Fit or Self-Threading (See individual series)	Temperature Range	-55°C to +125°C at rated current
Flange	Flanged or Flangeless (See individual series)	Shock	No latch disengagement or discontinuity shall be the result when subjected to 50 g's in each of three axis (X, Y & Z)
Contact Material/Plating	Copper Alloy/Gold, Nickel or Tin Plating	Thermal Shock	Subjected to 10 cycles at -55°C to +125°C with no cracking, chipping or other damage detrimental to the normal operation of the connector
Contact Millivolt Drop	See individual series	Vibration	Continued continuity without degradation to mechanical or physical attributes following vibration. (Max acceleration 20 g's at Sine sweep of 10-2000Hz)
Contact Termination	Direct Solder		
Contact Types	Machined, PC Tail		
Housing Material	Thermoplastic		
Insulation Resistance	1000 megohms minimum at 25°C		
IP Rating	See individual datasheets		
Keying Options	See individual datasheets		



### A Series™ Family



Standard products. Custom solutions  
Customer Service +1 800 394 7732







BoardLock™ Family Comparison Chart

Series	 BoardLock™ AT	 BoardLock™ AT13/15	 BoardLock™ ATF13
Image			
Positions	2, 3, 4, 6, 8, 12 and 18	2, 4, 6, 8, 12, 13 (Mixed) and 18	2, 3, 4, 6, 8, 12 and 13 (Mixed)
Current Rating	Size 16, 13A	2, 4, 6, 8, 12, 18 pos: Size 16, 13A 13 pos (Mixed): Size 12/16, 25A/13A	2, 3, 4, 6, 8, 12 pos: Size 16, 13A 13 pos (Mixed): Size 12/16, 25A/13A
Flange	Flangeless	Flanged	Flangeless
Mounting Type	Snap-Fit (2-12 Pos) or Self-Threading (18 Pos)	Self-Threading	Snap-Fit or Self-Threading
Pin Orientation	180° Straight	<b>AT13:</b> 90° Right Angle / <b>AT15:</b> 180° Straight	90° Right Angle
Contact Material/Plating	Copper Alloy/Gold, Nickel Plating	Copper Alloy/Gold, Tin Plating	Copper Alloy/Gold, Tin Plating
Contact Millivolt Drop	100 mV drop max at 13A current	2,4,6,8,12 and 18 pos: 100mV drop max at 13A current 13 (11+2) pos: 100mV drop max at 13A/25A current	100 mV drop max at 13A current
Contact Termination	Direct Solder	Direct Solder	Direct Solder
Contact Types	Machined, PC Tail	Machined, PC Tail	Machined, PC Tail
Dielectric Value	Less than 2 milliamps current leakage @ 1500 volts AC	Less than 2 milliamps current leakage @ 1500 volts AC	Less than 2 milliamps current leakage @ 1500 volts AC
Housing Material	Thermoplastic	Thermoplastic	Thermoplastic
Insulation Resistance	1000 megohms minimum at 25°C	1000 megohms minimum at 25°C	1000 megohms minimum at 25°C
IP Rating	IP67 (mated) See datasheets	IP67 (mated) See datasheets	IP67 (mated) See datasheets
Keying Options	Available in 8, 12 and 18 pos only	Available in 6, 8, 12 and 18 pos only	Available in 6, 8, 12 pos only
Mating Cycles	100 Cycles	100 Cycles	100 Cycles
Operating Voltage	250 VDC	250 VDC	250 VDC
Seal Material	n/a	Silicone Rubber	n/a
Temperature Range	-55°C to +125°C at rated current	-55°C to +125°C at rated current	-55°C to +125°C at rated current
Shock	No latch disengagement or discontinuity shall be the result when subjected to 50 g's in each of three axis (X, Y & Z)	No latch disengagement or discontinuity shall be the result when subjected to 50 g's in each of three axis (X, Y & Z)	No latch disengagement or discontinuity shall be the result when subjected to 50 g's in each of three axis (X, Y & Z)
Thermal Shock	Subjected to 10 cycles at -55°C to +125°C with no cracking, chipping or other damage detrimental to the normal operation of the connector	Subjected to 10 cycles at -55°C to +125°C with no cracking, chipping or other damage detrimental to the normal operation of the connector	Subjected to 10 cycles at -55°C to +125°C with no cracking, chipping or other damage detrimental to the normal operation of the connector
Vibration	Continued continuity without degradation to mechanical or physical attributes following vibration. (Max acceleration 20 g's at Sine sweep of 10-2000Hz)	Continued continuity without degradation to mechanical or physical attributes following vibration. (Max acceleration 20 g's at Sine sweep of 10-2000Hz)	Continued continuity without degradation to mechanical or physical attributes following vibration. (Max acceleration 20 g's at Sine sweep of 10-2000Hz)

BoardLock™ Family Comparison Chart, cont.

Series	 BoardLock™ ATFHD13	 BoardLock™ ATHD	 BoardLock™ ATM13/15
Image			
Positions	Single Position	Single Position	2, 3, 4, 6, 8, and 12
Current Rating	Size 4, 100A	Size 4, 8 or 12; 25A to 100A	Size 20, 7.5A
Flange	Flangeless	Flangeless	Flanged
Mounting Type	Snap-Fit or Self-Threading	Self-Threading	Self-Threading
Pin Orientation	90° Right Angle	180° Straight	<b>ATM13:</b> 90° Right Angle / <b>ATM15:</b> 180° Straight
Contact Material/Plating	Copper Alloy/Gold, Tin Plating	Copper Alloy/Gold, Nickel, Tin Plating	Copper Alloy/Gold, Tin Plating
Contact Millivolt Drop	100 mV drop max at 100A current	100 mV drop max at 100A current	100 mV drop max at 7.5A current
Contact Termination	Direct Solder	Direct Solder	Direct Solder
Contact Types	Machined, PC Tail	Machined, PC Tail	Machined, PC Tail
Dielectric Value	Less than 2 milliamps current leakage @ 3000 volts AC	Less than 2 milliamps current leakage @ 3000 volts AC	Less than 2 milliamps current leakage @ 1500 volts AC
Housing Material	Thermoplastic	Thermoplastic	Thermoplastic
Insulation Resistance	1000 megohms minimum at 25°C	1000 megohms minimum at 25°C	1000 megohms minimum at 25°C
IP Rating	IP67/IP69K (mated) See datasheets	IP68/69K (mated) See datasheets	IP67 (mated) See datasheets
Keying Options	Not Applicable	Not Applicable	Available in 8, 12 pos only
Mating Cycles	100 Cycles	100 Cycles	100 Cycles
Operating Voltage	250V to 500V	250V to 500V	250 VDC
Seal Material	Silicone Rubber	Silicone Rubber	Silicone Rubber
Temperature Range	-55°C to +125°C at rated current	-55°C to +125°C at rated current	-55°C to +125°C at rated current
Shock	No latch disengagement or discontinuity shall be the result when subjected to 50 g's in each of three axis (X, Y & Z)	No latch disengagement or discontinuity shall be the result when subjected to 50 g's in each of three axis (X, Y & Z)	No latch disengagement or discontinuity shall be the result when subjected to 50 g's in each of three axis (X, Y & Z)
Thermal Shock	Subjected to 10 cycles at -55°C to +125°C with no cracking, chipping or other damage detrimental to the normal operation of the connector	Subjected to 10 cycles at -55°C to +125°C with no cracking, chipping or other damage detrimental to the normal operation of the connector	Subjected to 10 cycles at -55°C to +125°C with no cracking, chipping or other damage detrimental to the normal operation of the connector
Vibration	Continued continuity without degradation to mechanical or physical attributes following vibration. (Max acceleration 20 g's at Sine sweep of 10-2000Hz)	Continued continuity without degradation to mechanical or physical attributes following vibration. (Max acceleration 20 g's at Sine sweep of 10-2000Hz)	Continued continuity without degradation to mechanical or physical attributes following vibration. (Max acceleration 20 g's at Sine sweep of 10-2000Hz)

BoardLock™ Family Comparison Chart, cont.

Series	 BoardLock™ ATP	 BoardLock™ ATP13/15
Image		
Positions	2, 4 and 6	2 and 4
Current Rating	Size 12, 25A	Size 12, 25A
Flange	Flangeless	Flanged
Mounting Type	Snap-Fit or Self-Threading	Self-Threading
Pin Orientation	180° Straight	<b>ATP13:</b> 90° Right Angle / <b>ATP15:</b> 180° Straight
Contact Material/Plating	Copper Alloy/Gold, Tin Plating	Copper Alloy/Gold, Tin Plating
Contact Millivolt Drop	100 mV drop max at 25A current	100 mV drop max at 25A current
Contact Termination	Direct Solder	Direct Solder
Contact Types	Machined, PC Tail	Machined, PC Tail
Dielectric Value	Less than 2 milliamps current leakage @ 1500 volts AC	Less than 2 milliamps current leakage @ 1500 volts AC
Housing Material	Thermoplastic	Thermoplastic
Insulation Resistance	1000 megohms minimum at 25°C	1000 megohms minimum at 25°C
IP Rating	IP67 (mated) See datasheets	IP68 (mated) See datasheets
Keying Options	Not Applicable	Available in ATP15-, 4 pos only (A, B, C and D)
Mating Cycles	100 Cycles	100 Cycles
Operating Voltage	250 VDC	250 VDC
Seal Material	Silicone Rubber	Silicone Rubber
Temperature Range	-55°C to +125°C at rated current	-55°C to +125°C at rated current
Shock	No latch disengagement or discontinuity shall be the result when subjected to 50 g's in each of three axis (X, Y & Z)	No latch disengagement or discontinuity shall be the result when subjected to 50 g's in each of three axis (X, Y & Z)
Thermal Shock	Subjected to 10 cycles at -55°C to +125°C with no cracking, chipping or other damage detrimental to the normal operation of the connector	Subjected to 10 cycles at -55°C to +125°C with no cracking, chipping or other damage detrimental to the normal operation of the connector
Vibration	Continued continuity without degradation to mechanical or physical attributes following vibration. (Max acceleration 20 g's at Sine sweep of 10-2000Hz)	Continued continuity without degradation to mechanical or physical attributes following vibration. (Max acceleration 20 g's at Sine sweep of 10-2000Hz)

**For more information, contact:** Customer Service, +1 800 394 7732, [csr@amphenol-sine.com](mailto:csr@amphenol-sine.com)

© 2019 Amphenol Sine Systems Corporation, 44274 Morley Drive, Clinton Township MI 48036 USA. [www.amphenol-sine.com](http://www.amphenol-sine.com). Customer Service +1 800 394 7732  
Every effort has been made to ensure that the information contained in this document is accurate at the time of publication. Specifications or information stated in this document are subject to change without notice.



# DL DuraLok™



## Dual-Locking, Heavy-Duty Power & Signal Connectors

Available in 38 position (6 x Power/32 x Signal Configuration)

Amphenol Sine Systems' **DuraLok™ Dual-Locking Connectors** are high-density, heavy-duty, environmentally-sealed connectors available in both Plugs and Receptacles. The robust, integrated locking lever, built directly into the Plug housing, ensures a secure mating with the Receptacle every time.

All Plugs and Receptacles are IP67/69K rated (mated).



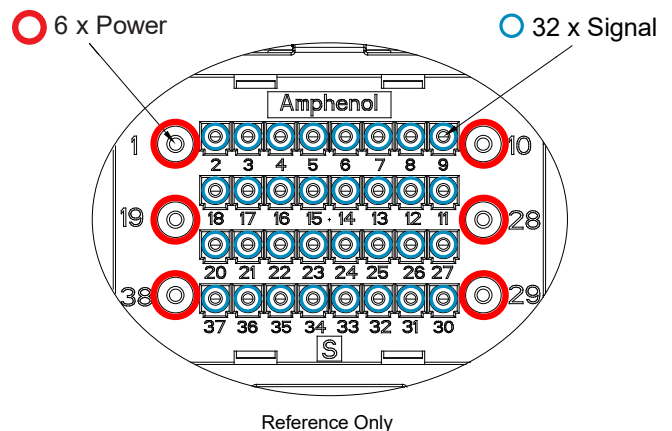
### Key Features

- Integrated Locking Lever
- Combined Power & Signal In One
- A, B & C Keying Options

**Applications:** Heavy Equipment, Agriculture, Construction, Transportation, Off-Road, Mining, Industrial, Railway, Automotive, Diagnostics, Marine, Water Resistance, Harsh Environments

### Technical Specifications

Temperature Range	-40°C to +125°C
Max. Current (AMP)	13A (Power), 5A (Signal)
Voltage Rating (AC/DC)	250V
IP Rating	IP67/69K (mated)
Min. Mating Cycles	> 500
Dielectric Value	Less than 2 mA current leakage @2000V AC
Insulation Resistance	500 megohms minimum
Contact Type	Stamped & Formed
Contact Material	Copper Alloy
Contact Plating	Tin (Standard); Gold or Nickel Plating (Optional)
Body Material (Shell, Locking Lever, End Cap)	Thermoplastic UL94 V-0
Wire Seal/Gasket	Silicone Rubber
RoHS	Compliant



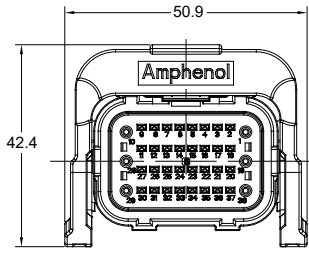
**A Series™ Family**



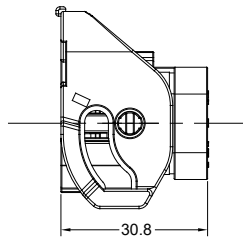
Standard products. Custom solutions  
Customer Service +1 800 394 7732



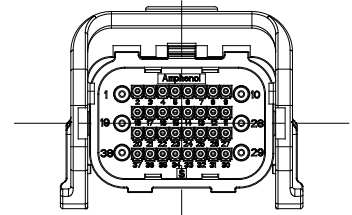
DuraLok™ Plug Dimensions (in mm) & Keying Options (A, B and C)



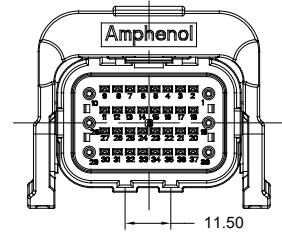
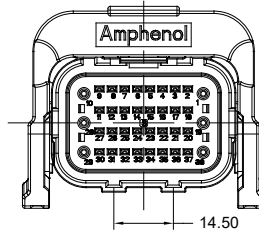
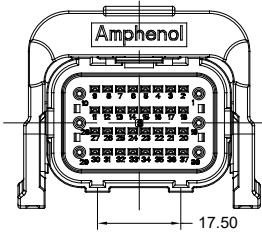
Plug - Key A (ATV06-38SA-Sx)



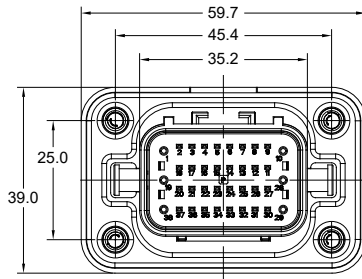
Plug - Key B (ATV06-38SB-Sx)



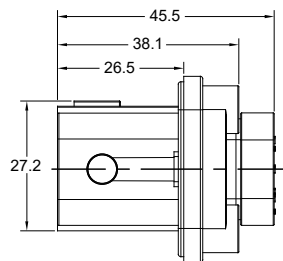
Plug - Key C (ATV06-38SC-Sx)



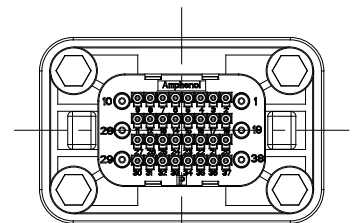
DuraLok™ Receptacle Dimensions (in mm) & Keying Options (A, B and C)



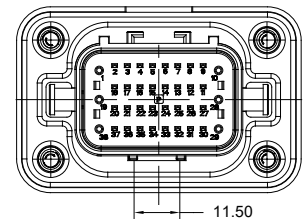
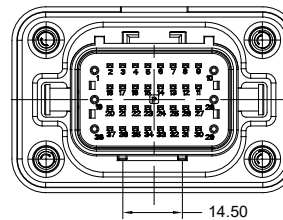
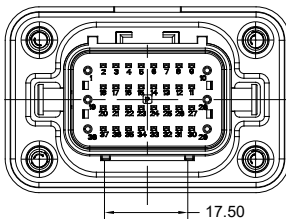
Receptacle - Key A (ATV04-38PA-Sx)



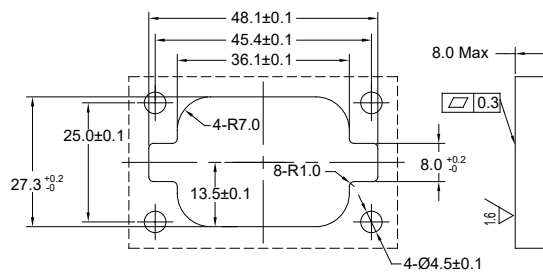
Receptacle - Key B (ATV04-38PB-Sx)



Receptacle - Key C (ATV04-38PC-Sx)



DuraLok™ Receptacle Panel Cutout Dimensions (in mm)



Receptacle - Panel Cutout



Image	Part Number	Description	Wire Range	Amp	Volt
	ATV06-38SA-S2	38 Position, Plug, Socket, DuraLok™, Power and Signal, Standard Seal, Keyed A, Grey	20AWG (Ø1.5-1.8mm) Signal 14-22AWG (Ø1.6-2.8mm) Power	13A	250V
	ATV04-38PA-S2	38 Position, Receptacle, Pin, DuraLok™, Power and Signal, Standard Seal, Keyed A, Grey	20AWG (Ø1.5-1.8mm) Signal 14-22AWG (Ø1.6-2.8mm) Power	13A	250V
	ATV06-38SB-S2	38 Position, Plug, Socket, DuraLok™, Power and Signal, Standard Seal, Keyed B, Grey	20AWG (Ø1.5-1.8mm) Signal 14-22AWG (Ø1.6-2.8mm) Power	13A	250V
	ATV04-38PB-S2	38 Position, Receptacle, Pin, DuraLok™, Power and Signal, Standard Seal, Keyed B, Grey	20AWG (Ø1.5-1.8mm) Signal 14-22AWG (Ø1.6-2.8mm) Power	13A	250V
	ATV06-38SC-S2	38 Position, Plug, Socket, DuraLok™, Power and Signal, Standard Seal, Keyed C, Grey	20AWG (Ø1.5-1.8mm) Signal 14-22AWG (Ø1.6-2.8mm) Power	13A	250V
	ATV04-38PC-S2	38 Position, Receptacle, Pin, DuraLok™, Power and Signal, Standard Seal, Keyed C, Grey	20AWG (Ø1.5-1.8mm) Signal 14-22AWG (Ø1.6-2.8mm) Power	13A	250V
	PL000761	Dust Cap for Recept, DuraLok™, White	-	-	-
	PL000762	Dust Cap for Plug, DuraLok™, White	-	-	-











Image	Part Number	Description	Wire Range	Amp
	SC000571T	Pin Contact, Stamped & Formed, Signal, Size 1.0x0.64mm, Tin Plating *Commonly Stocked Contacts	20-22AWG (0.34-0.50mm <sup>2</sup> )	5A
	SC000572T	Socket Contact, Stamped & Formed, Signal, Size 1.0x0.64mm, Tin Plating *Commonly Stocked Contacts	20-22AWG (0.34-0.50mm <sup>2</sup> )	5A
	SC000571F	Pin Contact, Stamped & Formed, Signal, Size 1.0x0.64mm, Gold Flash	20-22AWG (0.34-0.50mm <sup>2</sup> )	5A
	SC000572F	Socket Contact, Stamped & Formed, Signal, Size 1.0x0.64mm, Gold Flash	20-22AWG (0.34-0.50mm <sup>2</sup> )	5A
	SC000571Gx	Pin Contact, Stamped & Formed, Signal, Size 1.0x0.64mm, Gold Plating <b>G5</b> = 5μ" Gold Plating; <b>G10</b> = 10μ" Gold Plating <b>G15</b> = 15μ" Gold Plating; <b>G30</b> = 30μ" Gold Plating	20-22AWG (0.34-0.50mm <sup>2</sup> )	5A
	SC000572Gx	Socket Contact, Stamped & Formed, Signal, Size 1.0x0.64mm, Gold Plating <b>G5</b> = 5μ" Gold Plating; <b>G10</b> = 10μ" Gold Plating <b>G15</b> = 15μ" Gold Plating; <b>G30</b> = 30μ" Gold Plating	20-22AWG (0.34-0.50mm <sup>2</sup> )	5A
	SC000571N	Pin Contact, Stamped & Formed, Signal, Size 1.0x0.64mm, Nickel Plating	20-22AWG (0.34-0.50mm <sup>2</sup> )	5A
	SC000572N	Socket Contact, Stamped & Formed, Signal, Size 1.0x0.64mm, Nickel Plating	20-22AWG (0.34-0.50mm <sup>2</sup> )	5A
	SP14M2F	Pin Contact, Stamped & Formed, Size 16, 3 Tangs, Gold Flash over Nickel *Commonly Stocked Contacts	14-16AWG (2.0-2.5mm <sup>2</sup> )	13A
	SS14M2F	Socket Contact, Stamped & Formed, Size 16, 3 Tangs, Gold Flash over Nickel *Commonly Stocked Contacts	14-16AWG (2.0-2.5mm <sup>2</sup> )	13A
	SP14M2Gx	Pin Contact, Stamped & Formed, Size 16, 3 Tangs, Gold over Nickel <b>G5</b> = 5μ" Gold over Nickel; <b>G10</b> = 10μ" Gold over Nickel <b>G15</b> = 15μ" Gold over Nickel; <b>G30</b> = 30μ" Gold over Nickel	14-16AWG (2.0-2.5mm <sup>2</sup> )	13A

Image	Part Number	Description	Wire Range	Amp
	SS14M2Gx	Socket Contact, Stamped & Formed, Size 16, 3 Tangs, Gold over Nickel <b>G5</b> = 5μ" Gold over Nickel; <b>G10</b> = 10μ" Gold over Nickel <b>G15</b> = 15μ" Gold over Nickel; <b>G30</b> = 30μ" Gold over Nickel	14-16AWG (2.0-2.5mm <sup>2</sup> )	13A
	SP14M2T	Pin Contact, Stamped & Formed, Size 16, 3 Tangs, Tin over Nickel	14-16AWG (2.0-2.5mm <sup>2</sup> )	13A
	SS14M2T	Socket Contact, Stamped & Formed, Size 16, 3 Tangs, Tin over Nickel	14-16AWG (2.0-2.5mm <sup>2</sup> )	13A
	SP16M2F	Pin Contact, Stamped & Formed, Size 16, 3 Tangs, Gold Flash over Nickel *Commonly Stocked Contacts	16-18AWG (0.75-1.5mm <sup>2</sup> )	13A
	SS16M2F	Socket Contact, Stamped & Formed, Size 16, 3 Tangs, Gold Flash over Nickel *Commonly Stocked Contacts	16-18AWG (0.75-1.5mm <sup>2</sup> )	13A
	SP16M2Gx	Pin Contact, Stamped & Formed, Size 16, 3 Tangs, Gold over Nickel <b>G5</b> = 5μ" Gold over Nickel; <b>G10</b> = 10μ" Gold over Nickel <b>G15</b> = 15μ" Gold over Nickel; <b>G30</b> = 30μ" Gold over Nickel	16-18AWG (0.75-1.5mm <sup>2</sup> )	13A
	SS16M2Gx	Socket Contact, Stamped & Formed, Size 16, 3 Tangs, Gold over Nickel <b>G5</b> = 5μ" Gold over Nickel; <b>G10</b> = 10μ" Gold over Nickel <b>G15</b> = 15μ" Gold over Nickel; <b>G30</b> = 30μ" Gold over Nickel	16-18AWG (0.75-1.5mm <sup>2</sup> )	13A
	SP16M2T	Pin Contact, Stamped & Formed, Size 16, 3 Tangs, Tin over Nickel	16-18AWG (0.75-1.5mm <sup>2</sup> )	13A
	SS16M2T	Socket Contact, Stamped & Formed, Size 16, 3 Tangs, Tin over Nickel	16-18AWG (0.75-1.5mm <sup>2</sup> )	13A
	SP20M2F	Pin Contact, Stamped & Formed, Size 16, 3 Tangs, Gold Flash over Nickel *Commonly Stocked Contacts	20-22AWG (0.34-0.50mm <sup>2</sup> )	13A

Image	Part Number	Description	Wire Range	Amp
	SS20M2F	Socket Contact, Stamped & Formed, Size 16, 3 Tangs, Gold Flash over Nickel *Commonly Stocked Contacts	20-22AWG (0.34-0.50mm <sup>2</sup> )	13A
	SP20M2Gx	Pin Contact, Stamped & Formed, Size 16, 3 Tangs, Gold over Nickel <b>G5</b> = 5μ" Gold over Nickel; <b>G10</b> = 10μ" Gold over Nickel <b>G15</b> = 15μ" Gold over Nickel; <b>G30</b> = 30μ" Gold over Nickel	20-22AWG (0.34-0.50mm <sup>2</sup> )	13A
	SS20M2Gx	Socket Contact, Stamped & Formed, Size 16, 3 Tangs, Gold over Nickel <b>G5</b> = 5μ" Gold over Nickel; <b>G10</b> = 10μ" Gold over Nickel <b>G15</b> = 15μ" Gold over Nickel; <b>G30</b> = 30μ" Gold over Nickel	20-22AWG (0.34-0.50mm <sup>2</sup> )	13A
	SP20M2T	Pin Contact, Stamped & Formed, Size 16, 3 Tangs, Tin Plating over Nickel	20-22AWG (0.34-0.50mm <sup>2</sup> )	13A
	SS20M2T	Socket Contact, Stamped & Formed, Size 16, 3 Tangs, Tin Plating over Nickel	20-22AWG (0.34-0.50mm <sup>2</sup> )	13A

**For more information, contact:** Customer Service, +1 800 394 7732, [csr@amphenol-sine.com](mailto:csr@amphenol-sine.com)

© 2021 Amphenol Sine Systems Corporation, 44274 Morley Drive, Clinton Township MI 48036 USA. [www.amphenol-sine.com](http://www.amphenol-sine.com). Customer Service +1 800 394 7732 Every effort has been made to ensure that the information contained in this document is accurate at the time of publication. Specifications or information stated in this document are subject to change without notice. 02/2021



# DM Dura|Mate™ Family



## Environmentally-Sealed, Multi-Pin, Heavy-Duty, Plastic or Metal Circular Connectors

Amphenol Sine Systems' **DuraMate™ Family** of environmentally-sealed, multi-pin, heavy duty, plastic (AHDP) or metal (AHDM/AHDBM) circular connectors provide an economical, quick-connect, bayonet-locking system manufactured to withstand the challenges and complexities of harsh environment, off-road applications. Our ISOBUS products specifically meet ISO 11783 standards (for control and communications between tractors, implements and software) for agricultural applications.

Currently available in the following Series:

**DM Dura|Mate™ AHDP** **DM Dura|Mate™ AHDM**

**DM Dura|Mate™ AHDP ISOBUS 91 Series** **DM Dura|Mate™ AHDM/AHDBM ISOBUS 91 Series**

**DuraMate™ AHDP** (Pgs 3-7): Size 18 with 8 insert arrangements 2, 6, 8, 14(x3), 20 and 21

Size 24 with 13 insert arrangements 7(x2), 9, 16, 18, 19, 21, 23, 27, 29, 31, 35 and 47

**DuraMate™ AHDM** (Pgs 8-11): Size 18 with 6 insert arrangements 2, 6, 8, 14, 20 and 21

Size 24 with 13 insert arrangements 7(x2), 9, 16, 18, 19, 21, 23, 27, 29, 31, 35 and 47

**DuraMate™ AHDP ISOBUS 91** (Pgs 12-16): Size 24, 9 Position

**DuraMate™ AHDM/AHDBM ISOBUS 91** (Pgs 17-22): Size 24, 9 Position

### Key Features

- 3 key-way bayonet design ensures proper mating of connectors
- High density signal and mixed power insert configurations
- Operating temperature range: -55°C to +125°C
- High current configurations incorporating revolutionary RADSOK® contacts
- High strength impact resistant & lightweight thermoplastic or zinc-alloy metal housings
- Low insertion force stamped terminals offer improved manufacturing efficiencies
- Environmentally-sealed and engineered rapid and secure mating system achieves IP68/IP69K protection (in mated condition) from ingress of dust, water, mud and other contaminants and is vibration resistant
- Sealing features consisting of durable high temperature silicone provide barrier from lubricating oils, hydraulic fluids and fossil fuels
- Backshells maintain a compression-fit design to resist maximum pull-out forces and facilitate strain-relief for jacketed cable ranges
- Wire entry sealing available in three separate ranges for discrete wire applications
- Wide Thread Adapters (WTA) provide an enhanced threading for use with our wide variety of screw-on or clamshell backshells (AHDP Only)
- Smooth Ring Adapters (SRA) are designed for use without backshells for a smaller footprint (AHDP Only)
- Backshell Ring Adapters (BRA) allow for use with other compatible industry-standard snap-on backshells (AHDP Only)
- Utilizes A Series™ standard contact system (Stamped & Formed or Machined)



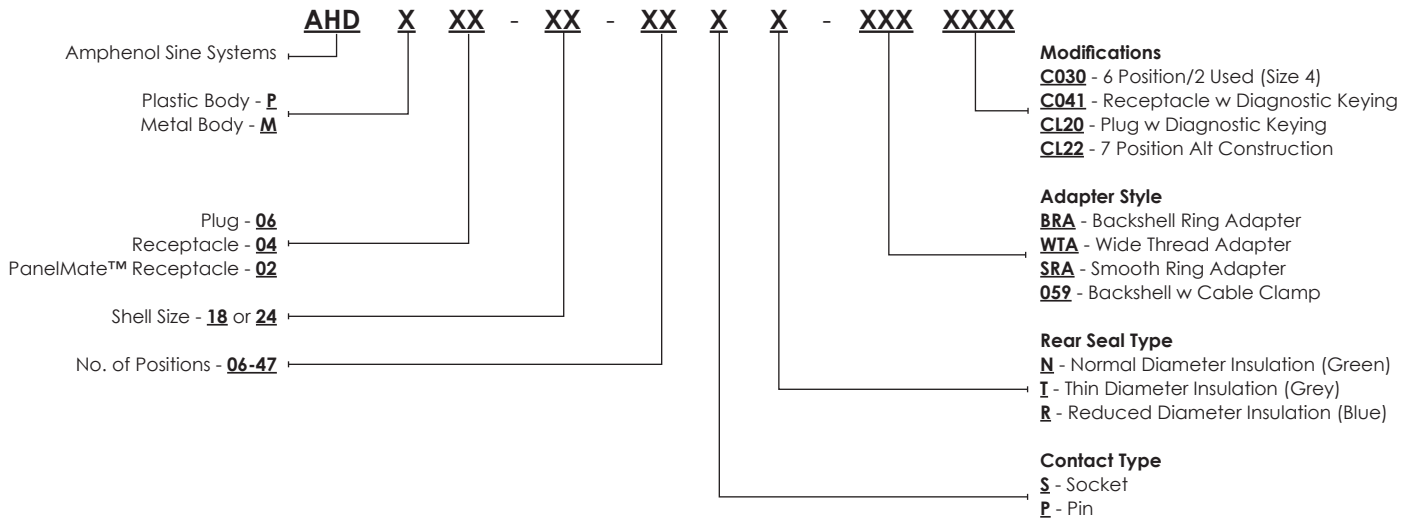
**A Series™ Family**



Standard products. Custom solutions  
Customer Service +1 800 394 7732



DuraMate™ AHDM/AHDP Series - Part Numbering Sequence



DuraMate™ AHDP/AHDM Series - Sample Layouts



**AHDP06-18-20SN-SRA**

Size 18, 20 Pos, Plug, Socket, DuraMate™ AHDP Series, Plastic, Normal Seal, Smooth Ring Adapter



**AHDP02-18-08PR-WTA**

Size 18, 8 Pos, Receptacle with Flange, Pin, DuraMate™ AHDP with PanelMate™, Plastic, Reduced Seal, Wide Thread Adapter



**AHDP04-18-06PN-BRA**

Size 18, 6 Position, Receptacle, Pin, DuraMate™ AHDP, Plastic, Normal Seal, Backshell Ring Adapter (BRA) (Green)



**AHDM04-18-08SN**

Size 18, 8 Pos, Receptacle, Socket, DuraMate™ AHDM Series, Metal Body, Normal Seal, Wide Thread Adapter



**AHDM06-24-16PR**

Size 18, 16 Pos, Plug, Pin, DuraMate™ AHDM Series, Metal Body, Reduced Seal, Wide Thread Adapter



**AHDM06-18-14SR-059**

Size 18, 14 Pos, Plug, Socket, DuraMate™ AHDM Series, Metal Body, Reduced Seal, Backshell with Cable Clamp





# DM DuraMate™ AHDP

## Environmentally-Sealed, Multi-Pin, Heavy-Duty, Plastic, Circular Connectors

Available in Size 18 with 8 insert arrangements 2, 6, 8, 14(x3), 20 and 21  
Available in Size 24 with 13 insert arrangements 7(x2), 9, 16, 18, 19, 21, 23, 27, 29, 31, 35 and 47

The **DuraMate™ AHDP** environmentally-sealed, multi-pin, heavy duty, plastic, circular connector series provides an economical quick-connect bayonet locking system manufactured to withstand the challenges and complexities of harsh environment off-road applications.

- 3 keyway bayonet design ensures proper mating of connectors
- High density signal and mixed power insert configurations
- High current configurations incorporating revolutionary RADSOK® contacts
- Low insertion force stamped terminals offer improved manufacturing efficiencies
- Sealing features consisting of durable high temperature silicone provide barrier from lubricating oils, hydraulic fluids and fossil fuels
- Backshells maintain a compression-fit design to resist maximum pull-out forces and facilitate strain-relief for jacketed cable ranges.
- Wire entry sealing available in four separate ranges for discrete wire applications
- Wide Thread Adapters (WTA) provide an enhanced threading for use with our wide variety of screw-on or clamshell backshells
- Smooth Ring Adapters (SRA) are designed for use without backshells for a smaller footprint
- Backshell Ring Adapters (BRA) allow for use with other compatible industry-standard snap-on backshells
- Utilizes A Series™ standard contact system (Stamped & Formed or Machined)



### DuraMate™ AHDP - Material & Performance Specifications

Current Rating per Contact	Size 4 - 100A Size 8 - 86A Size 12 - 25A Size 16 - 13A Size 20 - 7.5A	Housing Material	Thermoplastic
Operating Temperature	-55°C to +125°C	Insulation Insert	Thermoplastic
Dielectric Withstanding Voltage	Current Leakage -2mA at 1500 VAC	Seal	Silicone Rubber
Degree of Protection	IP68/69K (in mated condition)	Contact	A Series™ Common System
Mating Cycle Durability	100 Cycles	Compliance	RoHS



Standard products. Custom solutions  
Customer Service +1 800 394 7732

DuraMate™ AHDP - Insert Arrangements <sup>(1)</sup> C030 - 6 Position/2 Used (Size 4); <sup>(2)</sup> C041 - Receptacle w Diagnostic Keying; <sup>(3)</sup> CL20 - Plug w Diagnostic Keying; <sup>(4)</sup> CL22 - 7 Position Alt Construction)

Size 18	Size 18	Size 18	Size 18	Size 18	Size 18	Size 18	Size 18
18-06 <sup>(1)</sup> 2 Size 4	18-06 2 Size 4, 4 Size 16	18-08 8 Size 12	18-14 14 Size 16	18-14 <sup>(2)</sup> 14 Size 16	18-14 <sup>(3)</sup> 14 Size 16	18-20 2 Size 16, 18 Size 20	18-21 21 Size 20
Normal	Normal	Normal	Reduced	Normal	Reduced	Normal	Reduced

Size 24	Size 24	Size 24	Size 24	Size 24	Size 24	Size 24	Size 24	Size 24	Size 24	Size 24
24-07 1 Size 8 (RADSOX®) 6 Size 12	24-07 <sup>(4)</sup> 3 Size 4, 4 Size 16	24-09 1 Size 4, 2 Size 8 6 Size 12	24-16 16 Size 12	24-18 1 Size 8, 3 Size 12 14 Size 16	24-19 6 Size 12, 13 Size 16	24-21 4 Size 12, 17 Size 16	24-23 23 Size 16	24-27 4 Size 12, 23 Size 16	24-29 4 Size 12, 19 Size 16 6 Size 20	24-29 4 Size 12, 19 Size 16 6 Size 20
Normal	Normal	Reduced	Normal	Reduced	Normal	Reduced	Normal	Reduced	Normal	Reduced

Size 24	Size 24	Size 24
24-31 31 Size 16	24-35 3 Size 16, 32 Size 20	24-47 5 Size 16, 42 Size 20
Reduced	Thin	Reduced

Contact Legend (Size/Max. Current)					
4+/100A 4/100A	8/60A	8/86A RADSOX®	12/25A	16/13A	20/7.5A


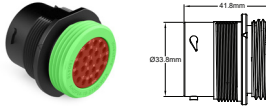



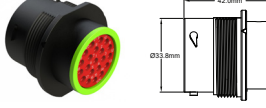

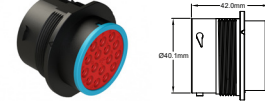

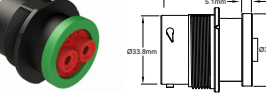

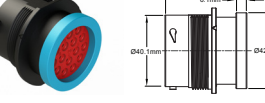
DuraMate™ AHDP - Recommended Wire Insulation Overall Diameter (OD) 4+ contact is only available for 24-07CL22

Contact Size	Typical Wire Range	Normal Seal	Thin Seal	Reduced Seal (See datasheets)	
4+	4AWG (25.0-21.0mm <sup>2</sup> )	7.9-10.67mm (0.311-0.420")	-	-	-
4	6AWG (16.0-13.0mm <sup>2</sup> )	6.63-7.41mm (0.261-0.292")	-	6.63-7.41mm (0.261-0.292")	-
8	8-10AWG (10.0-5.0mm <sup>2</sup> )	4.83-6.10mm (0.190-0.240")	-	3.43-5.59mm (0.135-0.220")	-
12	10-14AWG (6.0-2.0mm <sup>2</sup> )	3.43-4.32mm (0.1350-.170")	-	2.46-4.01mm (0.135-0.158")	2.46-4.01mm (0.135-0.158")
16	14-20AWG (2.0-0.5mm <sup>2</sup> )	2.54-3.40mm (0.100-0.134")	2.23-2.69mm (0.088-.106")	1.35-3.05mm(0.053-0.120")	1.35-2.62mm (0.053-0.103")
20	16-22AWG (1.5-0.35mm <sup>2</sup> )	1.02-2.41mm (0.040-.095")	-	1.02-02.41mm (0.040-0.095")	1.02-2.10mm (0.040-0.083")

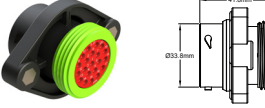

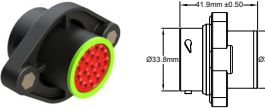

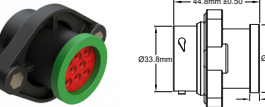

DuraMate™ AHDP - Backshell Options and Accessory Overview



DuraMate™ AHDP - Plug & Receptacle Options (Dimensions in mm)

Size 18 Plug	Size 18 Receptacle	Size 24 Plug	Size 24 Receptacle
Wide Thread Adapter (WTA) 	Wide Thread Adapter (WTA) 	Wide Thread Adapter (WTA) 	Wide Thread Adapter (WTA) 
Smooth Ring Adapter (SRA) 	Smooth Ring Adapter (SRA) 	Smooth Ring Adapter (SRA) 	Smooth Ring Adapter (SRA) 
Backshell Ring Adapter (BRA) 	Backshell Ring Adapter (BRA) 	Backshell Ring Adapter (BRA) 	Backshell Ring Adapter (BRA) 

DuraMate™ AHDP w PanelMate™ - Receptacle Options (Dimensions in mm)

Size 18 Plug	Size 18 Receptacle	Size 24 Plug	Size 24 Receptacle
-	PanelMate™ with Wide Thread Adapter (WTA) 	-	PanelMate™ with Wide Thread Adapter (WTA) 
-	PanelMate™ with Smooth Ring Adapter (SRA) 	-	PanelMate™ with Smooth Ring Adapter (SRA) 
-	PanelMate™ with Backshell Ring Adapter (BRA) 	-	PanelMate™ with Backshell Ring Adapter (BRA) 

DuraMate™ AHDP - Backshell Options and Accessories

Image	Part Number	Description
	AHDPBS-015-1805	Size 18, Backshell, Conduit, Snap Over, Right Angle 90°, DuraMate™ AHDP <b>Note:</b> For use with Wide Thread Adapter (WTA). May also be used on DuraMate™ AHDM with P/N AHDM-BS-18NUT Adapter
	AHDPBS-15L017-1805	Size 18, Backshell, Conduit, Snap-Over, Right Angle 180°, DuraMate™ AHDP <b>Note:</b> For use with Backshell Ring Adapter (BRA)
	AHDPBS-011-2405	Size 24, Backshell, Conduit, Snap Over, Right Angle 90°, DuraMate™ AHDP <b>Note:</b> For use with Wide Thread Adapter (WTA). May also be used on DuraMate™ AHDM with P/N AHDM-BS-24NUT Adapter
	AHDPBS-11L017-2405	Size 24, Backshell, Conduit, Snap-Over, Right Angle 180°, DuraMate™ AHDP <b>Note:</b> For use with Backshell Ring Adapter (BRA)
	AHDPBS-016-1805	Size 18, Backshell, Conduit, Snap Over, Straight 180°, DuraMate™ AHDP <b>Note:</b> For use with Wide Thread Adapter (WTA). May also be used on DuraMate™ AHDM with P/N AHDM-BS-18NUT Adapter
	AHDPBS-16L017-1805	Size 18, Backshell, Conduit, Snap-Over, Straight, DuraMate™ AHDP <b>Note:</b> For use with Backshell Ring Adapter (BRA)
	AHDPBS-010-2405	Size 24, Backshell, Conduit, Snap Over, Straight 180°, DuraMate™ AHDP <b>Note:</b> For use with Wide Thread Adapter (WTA). May also be used on DuraMate™ AHDM with P/N AHDM-BS-24NUT Adapter
	AHDPBS-10L017-2405	Size 24, Backshell, Conduit, Snap-Over, Straight, DuraMate™ AHDP <b>Note:</b> For use with Backshell Ring Adapter (BRA)
	AHDPBS-0406-001	Size 24, Backshell, Tie Wrap, Wide Thread Adapter (WTA), DuraMate™ AHDP <b>Note:</b> For use with Wide Thread Adapter (WTA)
	AHDPBS-18-001	Size 18, Backshell, Tie Wrap, Wide Thread Adapter (WTA), Cable Diameter Range 14.5mm - 18.0mm, DuraMate™ AHDP <b>Note:</b> For use with Wide Thread Adapter (WTA)
	AHDPBS-0406-002	Size 24, Backshell, Wide Thread Adapter (WTA), 2 PC, Compression Nut Cable Diameter Range 14.5mm - 18.0mm, DuraMate™ AHDP <b>Note:</b> For use with Wide Thread Adapter (WTA)
	AHDPBS-0406-003	Size 24, Backshell, Wide Thread Adapter (WTA), 2 PC, Compression Nut Cable Diameter Range 19.5mm - 24.1mm, DuraMate™ AHDP <b>Note:</b> For use with Wide Thread Adapter (WTA)
	AHDPBS-18-002	Size 18, Backshell, Wide Thread Adapter (WTA), 2PC, Compression Nut Cable Diameter Range 14.5mm-18.0mm, DuraMate™ AHDP <b>Note:</b> For use with Wide Thread Adapter (WTA)
	AHDPBS-0406-SM01	Size 24, Backshell, Sealed, Cable Grommet, DuraMate™ AHDP <b>Note:</b> For use with Wide Thread Adapter (WTA)
	AHDPBS-18-SM01	Size 18, Backshell, Sealed, Cable Grommet, DuraMate™ AHDP <b>Note:</b> For use with Wide Thread Adapter (WTA)
	AHDC06-24	Size 24, Receptacle Cap, Sealed, DuraMate™ AHDP
	AHDC06-18	Size 18, Receptacle Cap, Sealed, DuraMate™ AHDP
	AHDC04-24	Size 24, Plug Cap, Sealed, DuraMate™ AHDP
	AHDC04-18	Size 18, Plug Cap, Sealed, DuraMate™ AHDP



DuraMate™ AHDP - Backshell Options and Accessories, cont.

Image	Part Number	Description
	AHDC04-24-PM	Size 24, Plug Cap, Sealed, Threaded, DuraMate™ AHDP
	AHDC04-24-PMT	Size 24, Plug Cap, w Tether, Threaded, Lock Washer, Sealed, DuraMate™ AHDP
	AHDC04-24-T	Size 24, Plug Cap, w Tether, Sealed, DuraMate™ AHDP
	AHDP24-PN01	Size 24, Panel Nut, Duramate™ AHDP
	AHDP18-PN01	Size 18, Panel Nut, DuraMate™ AHDP
	AT14-001-2486	Size 24, Lock Washer, Wave, Duramate™ AHDP
	AT14-002-1886	Size 18, Lock Washer, Wave, DuraMate™ AHDP
	AHDP-16-04477	Size 24, Rubber Flange Seal, Duramate™ AHDP
	AHDP-16-04978	Size 18, Rubber Flange Seal, DuraMate™ AHDP
	A114019	Size 4, Blank Seal Plug
	A114018	Size 8, Blank Seal Plug
	A114017	Size 12/16, Blank Seal Plug
	AT13-217-1605	Size 16, Locking Seal Plug
	AT13-204-2005	Size 20, Blank Seal Plug
	AT11-027-0405	Size 4+, Contact Removal Tool, 4AWG
	AT114009	Size 4, Contact Removal Tool, 6AWG
	AT11-001-3.6M	Size 8, Contact Removal Tool, 7-10AWG
	AT114008	Size 8, Contact Removal Tool, 8-10AWG
	AT11-337-1205	Size 12, Contact Removal Tool, 12-14AWG
	AT11-310-1605	Size 16, Contact Removal Tool, 16-20AWG
	AT11-240-2005	Size 20, Contact Removal Tool, 20-22AWG



# DM DuraMate™ AHDP ISOBUS 91 Series

Environmentally-Sealed, Multi-Pin, Heavy-Duty, Plastic Circular ISOBUS Connectors



Available in Size 24, 9 Position

Amphenol Sine Systems' **DuraMate™ AHDP ISOBUS 91 Series** of environmentally-sealed, multi-pin, heavy duty, circular plastic (AHDP) plugs & receptacles provide an economical, quick-connect, circular bayonet locking system **designed to meet ISO 11783 standards (for control and communications between tractors, implements and software) and withstand the challenges and complexities of harsh environment, off-road, agricultural applications.**

### Key ISOBUS 91 Series Features

- + One-to-one alternative for all HDP20 parts
- + Compatible to other industry standard circular bayonet versions
- + AHDP 91 Series Plugs have a jumper (bridged contacts) between Pin 4 & 5
- + AHDP 91 Series Receptacles do not have a jumper (bridged contact)
- + Options for up to 6AWG/16mm<sup>2</sup> power wires
- + Full range of backshell options

### DuraMate™ Features

- 3 key-way bayonet design ensures proper mating of connectors
- High density signal and mixed power insert configurations
- Operating temperature range: -55°C to +125°C
- High-strength, impact resistant & lightweight thermoplastic housings
- Low-insertion force stamped terminals offer improved manufacturing efficiencies
- Environmentally-sealed and engineered rapid and secure mating system achieves IP67/IP69K protection (in mated condition) from ingress of dust, water, mud and other contaminants and is vibration resistant
- Sealing features consisting of durable high-temperature silicone provide barrier from lubricating oils, hydraulic fluids and fossil fuels
- Backshells maintain a compression-fit design to resist maximum pull-out forces and facilitate strain-relief for jacketed cable ranges
- Wire entry sealing available in four separate ranges for discrete wire applications
- Wide Thread Adapters (WTA) provides an enhanced threading for use with our wide variety of screw-on or clamshell backshells
- Smooth Ring Adapters (SRA) are designed for use without backshells for a smaller footprint
- Utilizes A Series™ standard contact system (Stamped & Formed or Machined)



### DuraMate™ AHDP ISOBUS 91 Series - Material & Performance Specifications

Current Rating per Contact	Size 8, 60A Size 12, 25A Size 16, 13A	Housing Material	Thermoplastic
Operating Temperature	-55°C to +125°C	Insulation Insert	Thermoplastic
Dielectric Withstanding Voltage	Current Leakage -2mA at 1500 VAC	Seal	Silicone Rubber
Degree of Protection	IP68/69K (in mated condition)	Contact	A Series™ Common System
Mating Cycle Durability	100 Cycles	Compliance	RoHS



Standard products. Custom solutions  
Customer Service +1 800 394 7732

DuraMate™ AHDP ISOBUS 91 Series - Insert Arrangements

<b>Size 24</b>	
24-09 2 Size 8, 2 Size 12, 5 Size 16	
Normal	Reduced

Contact Legend (Size/Max. Current)			
8/60A 6AWG	8/60A 8-10AWG	12/25A	16/13A

DuraMate™ AHDP ISOBUS 91 Series - Recommended Wire Insulation Overall Diameter (OD)

Contact Size	Typical Wire Range	Normal Seal	Reduced Seal	Reduced Seal for 6AWG/16mm² (Size 8 Contacts Only)
8	6-10AWG (5.0-16.0mm²)	4.83-6.10mm (0.190-0.240")	3.43-5.59mm (0.135-0.220")	6.50-7.42mm (0.256-0.292")
12	10-14AWG (6.0-2.0mm²)	3.40-4.32mm (0.134-0.170")	2.46-4.01mm (0.135-0.158")	2.46-4.01mm (0.135-0.158")
16	14-20AWG (2.0-0.5mm²)	2.54-3.40mm (0.100-0.134")	1.35-3.05mm (0.053-0.120")	1.35-3.05mm (0.053-0.120")z







DuraMate™ AHDP ISOBUS 91 Series - Backshell Options and Accessory Overview






DuraMate™ AHDP ISOBUS 91 Series - Plug & Receptacle Options (Dimensions in mm)

Size 24 Plug	Size 24 Receptacle	Size 24 Plug	Size 24 Receptacle
Wide Thread Adapter (WTA)	Wide Thread Adapter (WTA)	Smooth Ring Adapter (SRA)	Smooth Ring Adapter (SRA)




DuraMate™ AHDP ISOBUS 91 Series - Plugs

Image	Part Number	Description	Size/Amps	Voltage
	AHDP06-24-91SN-SRA	9 Position, Plug, Socket, Size 24, DuraMate™ AHDP ISOBUS 91 Series, Plastic, Normal Diameter Seal (Green), Smooth Ring Adapter (SRA)	Size 8, 60A Size 12, 25A Size 16, 13A	250V
	AHDP06-24-91SN-WTA	9 Position, Plug, Socket, Size 24, DuraMate™ AHDP ISOBUS 91 Series, Plastic, Normal Diameter Seal (Green), Wide Thread Adapter (WTA)	Size 8, 60A Size 12, 25A Size 16, 13A	250V
	AHDP06-24-91SR-SRA	9 Position, Plug, Socket, Size 24, DuraMate™ AHDP ISOBUS 91 Series, Plastic, Reduced Diameter Seal (Blue), Smooth Ring Adapter (SRA)	Size 8, 60A Size 12, 25A Size 16, 13A	250V
	AHDP06-24-91SR-WTA	9 Position, Plug, Socket, Size 24, DuraMate™ AHDP ISOBUS 91 Series, Plastic, Reduced Diameter Seal (Blue), Wide Thread Adapter (WTA)	Size 8, 60A Size 12, 25A Size 16, 13A	250V
	AHDP06-24-91SR16-SRA	9 Pos, Plug, Socket, Size 24, DuraMate™ AHDP ISOBUS 91 Series, Plastic, Reduced Diameter Seal (Blue), Smooth Ring Adapter (SRA), Size 8 Contact, 6AWG/16mm² Wire Seal <b>Note:</b> Use AT62-203-08141-16 contacts for 6AWG/16mm² applications	Size 8, 60A Size 12, 25A Size 16, 13A	250V
	AHDP06-24-91SR16-WTA	9 Pos, Plug, Socket, Size 24, DuraMate™ AHDP ISOBUS 91 Series, Plastic, Reduced Diameter Seal (Blue), Wide Thread Adapter (WTA), Size 8 Contact, 6AWG/16mm² Wire Seal <b>Note:</b> Use AT62-203-08141-16 contacts for 6AWG/16mm² applications	Size 8, 60A Size 12, 25A Size 16, 13A	250V
	AHDP06-24-91SN-P064	Size 24, 9 Position, Plug, Socket, DuraMate™ AHDP ISOBUS 91 Series, Plastic, Normal Diameter Seal, Smooth Ring Adapter (SRA) (Green), No Jumper	Size 8, 60A Size 12, 25A Size 16, 13A	250V
	AHDP06-24-91SR-P064	Size 24, 9 Position, Plug, Socket, DuraMate™ AHDP ISOBUS 91 Series, Plastic, Reduced Diameter Seal, Smooth Ring Adapter (SRA) (Green), No Jumper	Size 8, 60A Size 12, 25A Size 16, 13A	250V


DuraMate™ AHDP ISOBUS 91 Series - Receptacles

Image	Part Number	Description	Size/Amps	Voltage
	AHDP04-24-91PN-SRA	9 Pos, Receptacle, Pin, Size 24, DuraMate™ AHDP ISOBUS 91 Series, Plastic, Normal Diameter Seal (Green), Smooth Ring Adapter (SRA)	Size 8, 60A Size 12, 25A Size 16, 13A	250V
	AHDP04-24-91PN-WTA	9 Pos, Receptacle, Pin, Size 24, DuraMate™ AHDP ISOBUS 91 Series, Plastic, Normal Diameter Seal (Green), Wide Thread Adapter (WTA)	Size 8, 60A Size 12, 25A Size 16, 13A	250V
	AHDP04-24-91PR-SRA	9 Pos, Receptacle, Pin, Size 24, DuraMate™ AHDP ISOBUS 91 Series, Plastic, Reduced Diameter Seal (Blue), Smooth Ring Adapter (SRA)	Size 8, 60A Size 12, 25A Size 16, 13A	250V

DuraMate™ AHDP ISOBUS 91 Series - Receptacles, cont.














Image	Part Number	Description	Size/Amps	Voltage
	AHDP04-24-91PR-WTA	9 Pos, Receptacle, Pin, Size 24, DuraMate™ AHDP ISOBUS 91 Series, Plastic, Reduced Diameter Seal (Blue), Wide Thread Adapter (WTA)	Size 8, 60A Size 12, 25A Size 16, 13A	250V
	AHDP04-24-91PR16-SRA	9 Pos, Receptacle, Pin, Size 24, DuraMate™ AHDP ISOBUS 91 Series, Plastic, Reduced Diameter Seal (Blue), Smooth Ring Adapter (SRA), Size 8 Contact, 6AWG/16mm² Wire Seal  <b>Note:</b> Use AT60-204-08141-16 contacts for 6AWG/16mm² applications	Size 8, 60A Size 12, 25A Size 16, 13A	250V
	AHDP04-24-91PR16-WTA	9 Pos, Receptacle, Pin, Size 24, DuraMate™ AHDP ISOBUS 91 Series, Plastic, Reduced Diameter Seal (Blue), Wide Thread Adapter (WTA), Size 8 Contact, 6AWG/16mm² Wire Seal  <b>Note:</b> Use AT60-204-08141-16 contacts for 6AWG/16mm² applications	Size 8, 60A Size 12, 25A Size 16, 13A	250V

DuraMate™ AHDP ISOBUS 91 Series - Backshell Options and Accessories

Image	Part Number	Description
	AHDPBS-011-2405	Size 24, Backshell, Conduit, Snap Over, Right Angle 90°, DuraMate™ AHDP ISOBUS 91 Series  <b>Note:</b> For use with Wide Thread Adapter (WTA). May also be used on DuraMate™ AHDM with P/N AHDM-BS-24NUT Adapter
	AHDPBS-010-2405	Size 24, Backshell, Conduit, Snap Over, Straight 180°, DuraMate™ AHDP ISOBUS 91 Series  <b>Note:</b> For use with Wide Thread Adapter (WTA). May also be used on DuraMate™ AHDM with P/N AHDM-BS-24NUT Adapter
	AHDPBS-0406-001	Size 24, Backshell, Tie Wrap, Wide Thread Adapter (WTA), DuraMate™ AHDP ISOBUS 91 Series  <b>Note:</b> For use with Wide Thread Adapter (WTA).
	AHDPBS-0406-002	Size 24, Backshell, Wide Thread Adapter (WTA), 2 PC, Compression Nut, Cable Diameter Range 14.5mm - 18.0mm, DuraMate™ AHDP ISOBUS 91 Series
	AHDPBS-0406-003	Size 24, Backshell, Wide Thread Adapter (WTA), 2 PC, Compression Nut, Cable Diameter Range 19.5mm - 24.1mm, DuraMate™ AHDP ISOBUS 91 Series
	AHDPBS-0406-SM01	Size 24, Backshell, Sealed, Cable Grommet, DuraMate™ AHDP ISOBUS 91 Series
	AHDC06-24	Size 24, Receptacle Cap, Sealed, DuraMate™ AHDP ISOBUS 91 Series
	AHDC04-24-PM	Size 24, Plug Cap, Sealed, Threaded, DuraMate™ AHDP ISOBUS 91 Series



DuraMate™ AHDP ISOBUS 91 Series - Backshell Options and Accessories, cont.

Image	Part Number	Description
	AHDC04-24-PMT	Size 24, Plug Cap, w Tether, Threaded, Lock Washer, Sealed, DuraMate™ AHDP ISOBUS 91 Series
	AHDP24-PN01	Size 24, Panel Nut, DuraMate™ AHDP ISOBUS 91 Series
	AT14-001-2486	Size 24, Lock Washer, Wave, DuraMate™ AHDP ISOBUS 91 Series
	AHDP-16-04477	Size 24, Rubber Flange Seal, DuraMate™ AHDP ISOBUS 91 Series
	A114018	Size 8, Blank Seal Plug
	A114017	Size 12/16, Blank Seal Plug
	AT13-217-1605	Size 16, Locking Seal Plug
	AT11-310-1605	Size 16, Contact Removal Tool, Light Blue, 16-20AWG
	AT11-337-1205	Size 12, Contact Removal Tool, Orange, 12-14AWG
	AT11-001-3.6M	Size 8, Contact Removal Tool, Black, 7-10AWG
	AT114008	Size 8, Contact Removal Tool, Green, 8-10AWG
	AT60-204-08141-16	Size 8, 6AWG/16mm² Wire Range, Contact, Pin, Nickel-plated <b>Note:</b> Refer to Plug/Receptacle datasheets for a complete list of available contacts
	AT62-203-08141-16	Size 8, 6AWG/16mm² Wire Range, Contact, Socket, Nickel-plated <b>Note:</b> Refer to Plug/Receptacle datasheets for a complete list of available contacts



# DM Dura|Mate™ AHDM

## Environmentally-Sealed, Multi-Pin, Heavy-Duty, Metal, Circular Connectors

Available in Size 18 with 6 insert arrangements 2, 6, 8, 14, 20 and 21  
Available in Size 24 with 13 insert arrangements 7(x2), 9, 16, 18, 19, 21, 23, 27, 29, 31, 35 and 47

The **DuraMate™ AHDM** environmentally-sealed, multi-pin, heavy duty, metal, circular connector series provides an economical quick-connect bayonet locking system manufactured to withstand the challenges and complexities of harsh environment off-road applications.

- 3 key-way bayonet design ensures proper mating of connectors
- High density signal and mixed power insert configurations
- Operating temperature range: -55°C to +125°C
- High current configurations incorporating revolutionary RADSOK® contacts
- High strength impact resistant & lightweight zinc-alloy metal housings
- Low insertion force stamped terminals offer improved manufacturing efficiencies
- Environmentally-sealed and engineered rapid and secure mating system achieves IP68/IP69K protection (in mated condition) from ingress of dust, water, mud and other contaminants and is vibration resistant.
- Sealing features consisting of durable high temperature silicone provide barrier from lubricating oils, hydraulic fluids and fossil fuels
- Backshells maintain a compression-fit design to resist maximum pull-out forces and facilitate strain-relief for jacketed cable ranges.
- Utilizes A Series™ standard contact system (Stamped & Formed or Machined)
- Wire entry sealing available in three separate ranges for discrete wire applications
- Integrated Wide Threading provides an enhanced threading for use with our wide variety of screw-on or clamshell backshells



### DuraMate™ AHDM - Material & Performance Specifications

Current Rating per Contact	Size 4 - 100A Size 8 - 86A Size 12 - 25A Size 16 - 13A Size 20 - 7.5A	Housing Material	Zinc-Alloy
Operating Temperature	-55°C to +125°C	Insulation Insert	Thermoplastic
Dielectric Withstanding Voltage	Current Leakage -2mA at 1500 VAC	Seal	Silicone Rubber
Degree of Protection	IP68/69K (in mated condition)	Contact	A Series™ Common System
Mating Cycle Durability	100 Cycles	Compliance	RoHS



Standard products. Custom solutions  
Customer Service +1 800 394 7732

DuraMate™ AHDM - Insert Arrangements <sup>(1)</sup> C030 - 6 Position/2 Used (Size 4); <sup>(4)</sup> CL22 - 7 Position Alt Construction

Size 18	Size 18	Size 18	Size 18	Size 18	Size 18
18-06 <sup>(1)</sup> 2 Size 4	18-06 2 Size 4, 4 Size 16	18-08 8 Size 12	18-14 14 Size 16	18-20 2 Size 16, 18 Size 20	18-21 21 Size 20
Normal	Normal	Normal	Reduced	Normal	Reduced

Contact Legend (Size/Max. Current)					
4+/100A 4/100A	8/60A	8/86A RADSOK®	12/25A	16/13A	20/7.5A

Size 24	Size 24	Size 24	Size 24	Size 24	Size 24	Size 24	Size 24	Size 24	Size 24
24-07 1 Size 8 (RADSOK®) 6 Size 12	24-07 <sup>(4)</sup> 3 Size 4+, 4 Size 16	24-09 1 Size 4, 2 Size 8 6 Size 12	24-16 16 Size 12	24-18 1 Size 8, 3 Size 12 14 Size 16	24-19 6 Size 12, 13 Size 16	24-21 4 Size 12, 17 Size 16	24-23 23 Size 16	24-27 4 Size 12, 23 Size 16	24-29 4 Size 12, 19 Size 16 6 Size 20
Normal	Normal	Reduced	Normal	Reduced	Normal	Reduced	Normal	Reduced	Reduced

Size 24	Size 24	Size 24
24-31 31 Size 16	24-35 3 Size 16, 32 Size 20	24-47 5 Size 16, 42 Size 20
Reduced	Thin	Reduced




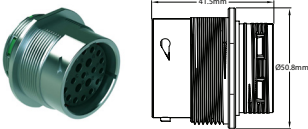
DuraMate™ AHDM - Recommended Wire Insulation Overall Diameter (OD) 4+ contact is only available for 24-07CL22

Contact Size	Typical Wire Range	Normal Seal	Thin Seal	Reduced Seal (See datasheets)	
4+	4AWG (25.0-21.0mm <sup>2</sup> )	7.9-10.67mm (0.311-0.420")	-	-	-
4	6AWG (16.0-13.0mm <sup>2</sup> )	6.63-7.41mm (0.261-0.292")	-	6.63-7.41mm (0.261-0.292")	-
8	8-10AWG (10.0-5.0mm <sup>2</sup> )	4.83-6.10mm (0.190-0.240")	-	3.43-5.59mm (0.135-0.220")	-
12	10-14AWG (6.0-2.0mm <sup>2</sup> )	3.43-4.32mm (0.135-0.170")	-	2.46-4.01mm (0.135-0.158")	2.46-4.01mm (0.135-0.158")
16	14-20AWG (2.0-0.5mm <sup>2</sup> )	2.54-3.40mm (0.100-0.134")	2.23-2.69mm (0.088-0.106")	1.35-3.05mm (0.053-0.120")	1.35-2.62mm (0.053-0.103")
20	16-22AWG (1.5-0.35mm <sup>2</sup> )	1.02-2.41mm (0.040-0.095")	-	1.02-0.241mm (0.040-0.095")	1.02-2.10mm (0.040-0.083")

DuraMate™ AHDM - Backshell Options and Accessory Overview










DuraMate™ AHDM - Plug & Receptacle Options (Dimensions in mm)

Size 18 Standard Plug	Size 18 Standard Receptacle	Size 24 Standard Plug	Size 24 Standard Receptacle
Integrated Wide Threading	Integrated Wide Threading	Integrated Wide Threading	Integrated Wide Threading
			

DuraMate™ AHDM - Backshell Options and Accessories

Image	Part Number	Description
	AHDMBS-24-002	Size 24, Backshell, 2 PC, DuraMate™ AHDM
	AHDMBS-18-002	Size 18, Backshell, 2 PC, DuraMate™ AHDM
	AHDMBS-24-001	Size 24, Backshell, Tie Wrap, End Bell, DuraMate™ AHDM
	AHDMBS-18-001	Size 18, Backshell, Tie Wrap, End Bell, DuraMate™ AHDM
	AHDMBS-24-059	Size 24, Backshell, w Cable Clamp, DuraMate™ AHDM
	AHDMBS-18-059	Size 18, Backshell, w Cable Clamp, DuraMate™ AHDM
	AHDMBS-24-SM01	Size 24, Backshell, Metal, DuraMate™ AHDM
	AHDMBS-18-SM01	Size 18, Backshell, Metal, DuraMate™ AHDM
	AHDM-BS-24NUT	Size 24, Adapter for use with: AHPBS-010-2405 AHDP Backshell, Conduit, Snap-Over, Straight 180 AHPBS-011-2405 AHDP Backshell, Conduit, Snap-Over, Right Angle 90
	AHDM-BS-18NUT	Size 18, Adapter for use with: AHPBS-015-1805 AHDP Backshell, Conduit, Snap-Over, Straight 180 AHPBS-016-1805 AHDP Backshell, Conduit, Snap-Over, Right Angle 90
	AHDC34-24	Size 24, Protective Cap for Plug, DuraMate™ AHDM
	AHDC34-18	Size 18, Protective Cap for Plug, DuraMate™ AHDM
	AHDC36-24	Size 24, Protective Cap for Receptacle, DuraMate™ AHDM
	AHDC36-18	Size 18, Protective Cap for Receptacle, DuraMate™ AHDM
	A112264	Size 24, Lockwasher, DuraMate™ AHDM
	A114021	Size 18, Lockwasher, DuraMate™ AHDM

DuraMate™ AHDM - Backshell Options and Accessories, cont.

Image	Part Number	Description
	A112263-90	Size 24, Nut, DuraMate™ AHDM
	A114020-90	Size 18, Nut, DuraMate™ AHDM
	A114019	Size 4, Blank Seal Plug
	A114018	Size 8, Blank Seal Plug
	A114017	Size 12/16, Blank Seal Plug
	AT13-217-1605	Size 16, Locking Seal Plug
	AT13-204-2005	Size 20, Blank Seal Plug
	AT11-027-0405	Size 4+, Contact Removal Tool, 4AWG
	AT114009	Size 4, Contact Removal Tool, 6AWG
	AT11-001-3.6M	Size 8, Contact Removal Tool, 7-10AWG
	AT114008	Size 8, Contact Removal Tool, 8-10AWG
	AT11-337-1205	Size 12, Contact Removal Tool, 12-14AWG
	AT11-310-1605	Size 16, Contact Removal Tool, 16-20AWG
	AT11-240-2005	Size 20, Contact Removal Tool, 20-22AWG





# DM DuraMate™ AHDM/AHDBM ISOBUS 91 Series

Environmentally-Sealed, Multi-Pin, Heavy-Duty, Metal Circular ISOBUS Connectors

Available in Size 24, 9 Position

Amphenol Sine Systems' DuraMate™ AHDM/AHDBM ISOBUS 91 Series of environmentally-sealed, multi-pin, heavy-duty, circular metal plugs (AHDM) and breakaway metal (AHDBM) plugs & receptacles provide an economical, quick-connect, bayonet locking system **designed to meet ISO 11783 standards (for control and communications between tractors, implements and software) and withstand the challenges and complexities of harsh environment, off-road, agricultural applications.**

AHDBM Circular Bayonet Breakaway-Ready Receptacle



AHDM Circular Bayonet Standard Plug

AHDBM Circular Bayonet Breakaway Plug

## Key ISOBUS 91 Series Features

- + One-to-one alternative for all HD30/HDB36 parts
- + Compatible to other industry standard (Circular Bayonet) versions while retaining full breakaway functionality
- + AHDM 91 Series Plugs have a jumper (bridged contacts) between Pin 4 & 5
- + AHDM/AHDBM 91 Series Receptacles don't have a jumper (bridged contact)
- + Options for up to 16mm<sup>2</sup> power wires
- + Full range of backshell options

## Important

- AHDBM 91 Series Plugs are intermateable to other industry standard versions and allow full breakaway functionality if used with suitable breakaway-ready Receptacles (like AHDBM 91 Receptacles)
- AHDM 91 Series Plugs are intermateable to other industry standard versions but do not retain breakaway functionality
- AHDBM 91 Series Receptacles (Circular Bayonet) are intermateable to other industry standard plugs and allow breakaway functionality when used with a breakaway Plugs (like AHDBM 91 Plugs)
- Available upon request and not shown on this flyer: AHDM 91 Series Receptacles (Drop Shaped Bayonet) are not intermateable to all industry standard versions and do not retain breakaway functionality

## DuraMate™ Features

- 3 key-way bayonet design ensures proper mating of connectors
- High density signal and mixed power insert configurations
- Operating temperature range: -55°C to +125°C
- High-strength, impact resistant & lightweight zinc-alloy metal housings
- Low-insertion force stamped terminals offer improved manufacturing efficiencies
- Environmentally-sealed and engineered rapid and secure mating system achieves IP67/IP69K protection (in mated condition) from ingress of dust, water, mud and other contaminants and is vibration resistant
- Sealing features consisting of durable high-temperature silicone provide barrier from lubricating oils, hydraulic fluids and fossil fuels
- Backshells maintain a compression-fit design to resist maximum pull-out forces and facilitate strain-relief for jacketed cable ranges
- Wire entry sealing available in four separate ranges for discrete wire applications
- Integrated Wide Threading provides an enhanced threading for use with our wide variety of screw-on or clamshell backshells
- Utilizes A Series™ standard contact system (Stamped & Formed or Machined)



A Series™ Family



Standard products. Custom solutions  
Customer Service +1 800 394 7732

DuraMate™ AHDM/AHDBM ISOBUS 91 Series - Material & Performance Specifications

Current Rating per Contact	Size 8, 60A; Size 12, 25A; Size 16, 13A	Housing Material	Zinc-alloy/Aluminum-alloy
Operating Temperature	-55°C to +125°C	Insulation Insert	Thermoplastic
Dielectric Withstanding Voltage	Current Leakage-2mA at 1500 VAC	Seal	Silicone Rubber
Degree of Protection	IP68/69K (in mated condition)	Contact	A Series™ Common System
Mating Cycle Durability	100 Cycles	Compliance	RoHS

DuraMate™ AHDM/AHDBM ISOBUS 91 Series - Insert Arrangements

<b>Size 24</b> 24-09 2 Size 8, 2 Size 12, 5 Size 16	<b>Contact Legend (Size/Max. Current)</b>								
	<table border="1"> <tr> <td></td> <td></td> <td></td> <td></td> </tr> <tr> <td>8/60A 6AWG</td> <td>8/60A 8-10AWG</td> <td>12/25A</td> <td>16/13A</td> </tr> </table>					8/60A 6AWG	8/60A 8-10AWG	12/25A	16/13A
8/60A 6AWG	8/60A 8-10AWG	12/25A	16/13A						
Normal	Reduced								

DuraMate™ AHDM/AHDBM ISOBUS 91 Series - Recommended Wire Insulation Overall Diameter (OD)

Contact Size	Typical Wire Range	Normal Seal	Reduced Seal	Reduced Seal for 6AWG/16mm <sup>2</sup> (Size 8 Contacts Only)
8	6-10AWG (5.0-16.0mm <sup>2</sup> )	4.83-6.10mm (0.190-0.240")	3.43-5.59mm (0.135-0.220")	6.50-7.42mm (0.256-0.292")
12	10-14AWG (6.0-2.0mm <sup>2</sup> )	3.40-4.32mm (0.134-0.170")	2.46-4.01mm (0.135-0.158")	2.46-4.01mm (0.135-0.158")
16	14-20AWG (2.0-0.5mm <sup>2</sup> )	2.54-3.40mm (0.100-0.134")	1.35-3.05mm (0.053-0.120")	1.35-3.05mm (0.053-0.120")

DuraMate™ AHDM/AHDBM ISOBUS 91 Series - Backshell Options and Accessory Overview






DuraMate™ AHDM ISOBUS 91 Series - Plug & Receptacle Options (Dimensions in mm)

Size 24 Plug	Size 24 Breakaway Plug	Size 24 Breakaway Receptacle
Integrated Wide Threading	Integrated Wide Threading	Integrated Wide Threading




DuraMate™ AHDM ISOBUS 91 Series - Plugs

Image	Part Number	Description	Size/Amps	Voltage
	AHDM06-24-91SN	9 Pos, Plug, Socket, Size 24, DuraMate™ AHDM ISOBUS 91 Series, Metal, Normal Diameter Seal (Green), Integrated Wide Threading	Size 8, 60A Size 12, 25A Size 16, 13A	250V
	AHDM06-24-91SN-059	9 Pos, Kit, Plug, Socket, Size 24, DuraMate™ AHDM ISOBUS 91 Series, Metal, Normal Diameter Seal (Green), Integrated Wide Threading, Cable Clamp Backshell	Size 8, 60A Size 12, 25A Size 16, 13A	250V
	AHDM06-24-91SR	9 Pos, Plug, Socket, Size 24, DuraMate™ AHDM ISOBUS 91 Series, Metal, Reduced Diameter Seal (Blue), Integrated Wide Threading	Size 8, 60A Size 12, 25A Size 16, 13A	250V
	AHDM06-24-91SR-059	9 Pos, Kit, Plug, Socket, Size 24, DuraMate™ AHDM ISOBUS 91 Series, Metal, Reduced Diameter Seal (Blue), Integrated Wide Threading, Cable Clamp Backshell	Size 8, 60A Size 12, 25A Size 16, 13A	250V
	AHDM06-24-91SR16	9 Pos, Plug, Socket, Size 24, DuraMate™ AHDM ISOBUS 91 Series, Metal, Reduced Diameter Seal (Blue), Integrated Wide Threading, Size 8 Contact, 6AWG/16mm² Wire Seal <b>Note:</b> Use AT62-203-08141-16 contacts for 6AWG/16mm² applications	Size 8, 60A Size 12, 25A Size 16, 13A	250V
	AHDM06-24-91SR16-059	9 Pos, Kit, Plug, Socket, Size 24, DuraMate™ AHDM ISOBUS 91 Series, Metal, Reduced Diameter Seal (Blue), Integrated Wide Threading, Cable Clamp Backshell, Size 8 Contact, 6AWG/16mm² Wire Seal <b>Note:</b> Use AT62-203-08141-16 contacts for 6AWG/16mm² applications	Size 8, 60A Size 12, 25A Size 16, 13A	250V



DuraMate™ AHDBM ISOBUS 91 Series - Breakaway Plugs

Image	Part Number	Description	Size/Amps	Voltage
	AHDBM06-24-91SN	9 Pos, Plug, Socket, Size 24, DuraMate™ AHDBM ISOBUS 91 Series, Metal, Normal Diameter Seal (Green), Integrated Wide Threading, Breakway-Ready	Size 8, 60A Size 12, 25A Size 16, 13A	250V
	AHDBM06-24-91SN-059	9 Pos, Kit, Plug, Socket, Size 24, DuraMate™ AHDBM ISOBUS 91 Series, Metal, Normal Diameter Seal (Green), Integrated Wide Threading, Cable Clamp Backshell, Breakway-Ready	Size 8, 60A Size 12, 25A Size 16, 13A	250V
	AHDBM06-24-91SR	9 Pos, Plug, Socket, Size 24, DuraMate™ AHDBM ISOBUS 91 Series, Metal, Reduced Diameter Seal (Blue), Integrated Wide Threading, Breakway-Ready	Size 8, 60A Size 12, 25A Size 16, 13A	250V





DuraMate™ AHDBM ISOBUS 91 Series - Breakaway Plugs, cont.

Image	Part Number	Description	Size/Amps	Voltage
	AHDBM06-24-91SR-059	9 Pos, Kit, Plug, Socket, Size 24, DuraMate™ AHDBM ISOBUS 91 Series, Metal, Reduced Diameter Seal (Blue), Integrated Wide Threading, Cable Clamp Backshell, Breakaway-Ready	Size 8, 60A Size 12, 25A Size 16, 13A	250V
	AHDBM06-24-91SR16	9 Pos, Kit, Plug, Socket, Size 24, DuraMate™ AHDBM ISOBUS 91 Series, Metal, Reduced Diameter Seal (Blue), Integrated Wide Threading, Cable Clamp Backshell, Breakaway, Size 8 Contact, 6AWG/16mm² Wire Seal  <b>Note:</b> Use AT62-203-08141-16 contacts for 6AWG/16mm² applications	Size 8, 60A Size 12, 25A Size 16, 13A	250V
	AHDBM06-24-91SR16-059	9 Pos, Plug, Socket, Size 24, DuraMate™ AHDBM ISOBUS 91 Series, Metal, Reduced Diameter Seal (Blue), Integrated Wide Threading, Breakaway, Size 8 Contact, 6AWG/16mm² Wire Seal  <b>Note:</b> Use AT62-203-08141-16 contacts for 6AWG/16mm² applications	Size 8, 60A Size 12, 25A Size 16, 13A	250V

DuraMate™ AHDBM ISOBUS 91 Series - Breakaway-Ready Receptacles






Image	Part Number	Description	Contact Size/Amps	Voltage
	AHDBM04-24-91PN	9 Pos, Receptacle, Pin, Size 24, DuraMate™ AHDBM ISOBUS 91 Series, Metal, Normal Diameter Seal (Green), Integrated Wide Threading, Breakaway-Ready	Size 8, 60A Size 12, 25A Size 16, 13A	250V
	AHDBM04-24-91PN-059	9 Pos, Kit, Receptacle, Pin, Size 24, DuraMate™ AHDBM ISOBUS 91 Series, Metal, Normal Diameter Seal (Green), Integrated Wide Threading, Cable Clamp Backshell, Breakaway-Ready	Size 8, 60A Size 12, 25A Size 16, 13A	250V
	AHDBM04-24-91PR	9 Pos, Receptacle, Pin, Size 24, DuraMate™ AHDBM ISOBUS 91 Series, Metal, Reduced Diameter Seal (Blue), Integrated Wide Threading, Breakaway-Ready	Size 8, 60A Size 12, 25A Size 16, 13A	250V
	AHDBM04-24-91PR-059	9 Pos, Kit, Receptacle, Pin, Size 24, DuraMate™ AHDBM ISOBUS 91 Series, Metal, Reduced Diameter Seal (Blue), Integrated Wide Threading, Cable Clamp Backshell, Breakaway-Ready	Size 8, 60A Size 12, 25A Size 16, 13A	250V
	AHDBM04-24-91PR16	9 Pos, Receptacle, Pin, Size 24, DuraMate™ AHDBM ISOBUS 91 Series, Metal, Reduced Diameter Seal (Blue), Integrated Wide Threading, Breakaway-Ready, Size 8 Contact, 6AWG/16mm² Wire Seal  <b>Note:</b> Use AT60-204-08141-16 contacts for 6AWG/16mm² applications	Size 8, 60A Size 12, 25A Size 16, 13A	250V
	AHDBM04-24-91PR16-059	9 Pos, Kit, Receptacle, Pin, Size 24, DuraMate™ AHDBM ISOBUS 91 Series, Metal, Reduced Diameter Seal (Blue), Integrated Wide Threading, Cable Clamp Backshell, Breakaway-Ready, Size 8 Contact, 6AWG/16mm² Wire Seal  <b>Note:</b> Use AT60-204-08141-16 contacts for 6AWG/16mm² applications	Size 8, 60A Size 12, 25A Size 16, 13A	250V

DuraMate™ AHDM/AHDBM ISOBUS 91 Series - Backshell Options and Accessories

Image	Part Number	Description
	AHDMBS-24-002	Size 24, Backshell, 2 PC, DuraMate™ AHDM/AHDBM ISOBUS 91 Series
	AHDMBS-24-001	Size 24, Backshell, Tie Wrap, End Bell, DuraMate™ AHDM/AHDBM ISOBUS 91 Series
	AHDMBS-24-059	Size 24, Backshell, w Cable Clamp, DuraMate™ AHDM/AHDBM ISOBUS 91 Series
	AHDMBS-24-SM01	Size 24, Backshell, Metal, DuraMate™ AHDM/AHDBM ISOBUS 91 Series
	AHDM-BS-24NUT	Size 24, Adapter for use with: AHDPBS-010-2405 AHDP Backshell, Conduit, Snap-Over, Straight 180 AHDPBS-011-2405 AHDP Backshell, Conduit, Snap-Over, Right Angle 90
	AHDC34-24	Size 24, Protective Cap for Plug, DuraMate™ AHDM/AHDBM ISOBUS 91 Series
	AHDC36-24	Size 24, Protective Cap for Receptacle, DuraMate™ AHDM/AHDBM ISOBUS 91 Series
	A112264	Size 24, Lockwasher, DuraMate™ AHDM/AHDBM ISOBUS 91 Series
	A112263-90	Size 24, Nut, DuraMate™ AHDM/AHDBM ISOBUS 91 Series
	A114018	Size 8, Blank Seal Plug
	A114017	Size 12/16, Blank Seal Plug
	AT13-217-1605	Size 16, Locking Seal Plug
	AT11-310-1605	Size 16, Contact Removal Tool, Light Blue, 16-20AWG



DuraMate™ AHDM/AHDBM ISOBUS 91 Series - Backshell Options and Accessories, cont.

Image	Part Number	Description
	AT11-337-1205	Size 12 , Contact Removal Tool, Orange, 12-14AWG
	AT11-001-3.6M	Size 8, Contact Removal Tool, Black, 7-10AWG
	AT114008	Size 8, Contact Removal Tool, Green, 8-10AWG
	AT60-204-08141-16	Size 8, 6AWG/16mm <sup>2</sup> Wire Range, Contact, Pin, Nickel-plated <b>Note:</b> Refer to Plug/Receptacle datasheets for a complete list of available contacts
	AT62-203-08141-16	Size 8, 6AWG/16mm <sup>2</sup> Wire Range, Contact, Socket, Nickel-plated <b>Note:</b> Refer to Plug/Receptacle datasheets for a complete list of available contacts

**For more information, contact:** Customer Service, +1 800 394 7732, [csr@amphenol-sine.com](mailto:csr@amphenol-sine.com)

© 2018 Amphenol Sine Systems Corporation, 44274 Morley Drive, Clinton Township MI 48036 USA. [www.amphenol-sine.com](http://www.amphenol-sine.com). Customer Service +1 800 394 7732  
Every effort has been made to ensure that the information contained in this document is accurate at the time of publication. Specifications or information stated in this document are subject to change without notice.



# HN HydroNet™

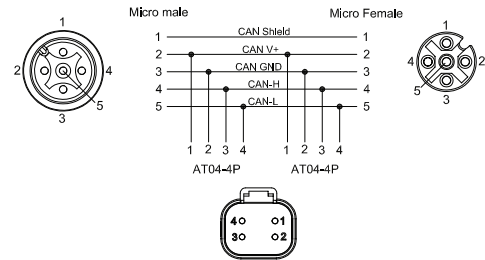
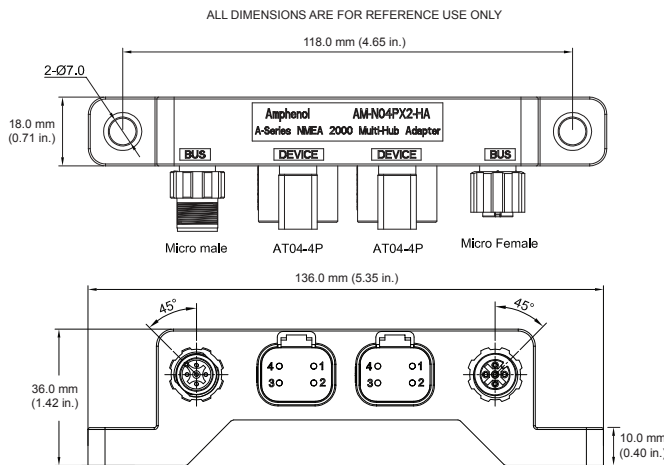

## AT Series™ Multi-Hub Adapter

- Provides OEM's flexibility and increased reliability when connecting multiple devices to NMEA 2000 network
- Two 4 pin AT/DT interfaces easily adapts devices to field proven, sealed, and serviceable electrical connections
- Powers the NMEA network in a rugged, compact, and environmentally sealed package
- Factory assembled for true Plug and Play capability
- Reduces the need to modify or assemble NMEA connections onto cables
- Allows for customized and built-to-length electrical harnesses eliminating costly coils of unused cable



### Feature & Benefits

- Factory assembled part for simplified mounting
- Environmentally-sealed to IP67 rating
- Rugged thermoplastic overmold (UL94-V0) ①
- Micro NMEA - Male ② and Female ③
- 2 - Four (4) position receptacles (AT/DT) with gold pins ④
- Stainless steel inserts for mounting ⑤



**A Series™ Family**



Standard products. Custom solutions  
Customer Service +1 800 394 7732



Technical Specifications

Current Rating	4A
Voltage Rating	60V AC/DC
Operating Temperature	-20°C to +130°C
Dielectric Withstanding Voltage	Less than 2 milliamps current leakage @ 1000V AC
Degree of Protection	IP67 (Mated condition)
Degree of Pollution	3 per UL840
Overvoltage Category	III per UL840
Mating Cycle Durability	>100 cycles

RoHS	Compliant
Coupling Nut	PA66 UL94V-0
Insulation Insert	PA66, UL94 V0
Seal	Silicon Rubber
Overmold Material	Thermoplastic
Color	Black
Contact	Gold Flash-plating over Copper Alloy



Part Number	Description
AM-N04PX2-HA	Multi-Hub, Hydro   Net Adapter, AT/ NMEA 2000
AM-N05-TEE	Multi-Hub, Tee, NMEA 2000
AM-N05P-TERM	Multi-Hub, Terminator Plug, NMEA 2000, Male Pin w/ LED
AM-N05S-TERM	Multi-Hub, Terminator Plug, NMEA 2000, Female Socket w/ LED
AM-N05PS-M0.3	Double-ended, NMEA 2000, M/F Plug, 0.3 Meter
AM-N05PS-M1	Double-ended, NMEA 2000, M/F Plug, 1 Meter
AM-N05PS-M3	Double-ended, NMEA 2000, M/F Plug, 3 Meter
AM-N05PS-M5	Double-ended, NMEA 2000, M/F Plug, 5 Meter
AM-N05PS-M9	Double-ended, NMEA 2000, M/F Plug, 9 Meter
AM-N05PS-M20	Double-ended, NMEA 2000, M/F Plug, 20 Meter
AM-N05P-M0.3	Single-ended, NMEA 2000, Plug, Male Pin, 0.3 Meter
AM-N05P-M1	Single-ended, NMEA 2000, Plug, Male Pin, 1 Meter
AM-N05P-M3	Single-ended, NMEA 2000, Plug, Male Pin, 3 Meter
AM-N05P-M5	Single-ended, NMEA 2000, Plug, Male Pin, 5 Meter
AM-N05P-M9	Single-ended, NMEA 2000, Plug, Male Pin, 9 Meter
AM-N05P-M20	Single-ended, NMEA 2000, Plug, Male Pin, 20 Meter
AM-N05S-M0.3	Single-ended, NMEA 2000, Plug, Female Socket, 0.3 Meter
AM-N05S-M1	Single-ended, NMEA 2000, Plug, Female Socket, 1 Meter
AM-N05S-M3	Single-ended, NMEA 2000, Plug, Female Socket, 3 Meter
AM-N05S-M5	Single-ended, NMEA 2000, Plug, Female Socket, 5 Meter
AM-N05S-M9	Single-ended, NMEA 2000, Plug, Female Socket, 9 Meter
AM-N05S-M20	Single-ended, NMEA 2000, Plug, Female Socket, 20 Meter
AT04-4P-KIT01	AT, 4P, Kit Wedge & Contacts
AT4PS-CKIT	AT, Complete Pin & Socket Wedge Kit

**For more information, contact:** Customer Service, +1 800 394 7732, [csr@amphenol-sine.com](mailto:csr@amphenol-sine.com)



# **HB** HYPERBUSS™ Family

More **Power.**  
More **Data.**  
More **Control.**



Amphenol Sine Systems' **HYPERBUSS™ Family** of Receptacle Connectors are a high-performance, cost-effective solution used in a variety of interconnect applications where a common "bussed" electrical pathway is required. All options are IP67-rated (in mated condition) and offer superior environmental sealing capabilities.

**Buss:** a conductor, or a group of conductors, used for collecting electric power from the incoming feeders and distributes them to the outgoing feeders; a type of electrical junction in which all the incoming and outgoing electrical current meets.

Currently available in **HYPERBUSS™ AT Series**, **HYPERBUSS™ ATP Series** and **HYPERBUSS™ ATV Series** options, each intermateable with their respective industry standard connectors.



## Key Features

- **HYPERBUSS™ AT Series:** Available in 2, 4, 6, 8, and 12 Position Receptacles
- **HYPERBUSS™ ATP Series:** Available in 6 Position Receptacles
- **HYPERBUSS™ ATV Series:** Available in 18 Position Receptacles
- Sealed Integrated Bussed Feedback Assembly
- Rectangular, thermoplastic housing
- Integrated latch for mating
- Included wedgelock confirms contact alignment and retention

**Applications:** Heavy Duty, Transportation, Marine, Diagnostic, Military, Alternative Energy and Agricultural



**A** **ASeries™ Family**



Standard products. Custom solutions  
Customer Service +1 800 394 7732





# HB HYPERBUSS™ AT



## AT Series™ Heavy Duty Bussed Receptacles

Amphenol Sine Systems' **HYPERBUSS™ AT Receptacles** are a high-performance, cost-effective solution used in a variety of interconnect applications where a common "bussed" electrical pathway is required: Heavy Duty, Transportation, Marine, Diagnostic, Military, Alternative Energy and Agricultural. All **HYPERBUSS™ AT** Receptacle Connectors are interchangeable with standard AT Series™ Plugs as well as industry standard connectors. They are IP67-rated (in mated condition) and offer superior environmental sealing capabilities.

**Bus:** a conductor, or a group of conductors, used for collecting electric power from the incoming feeders and distributes them to the outgoing feeders; a type of electrical junction in which all the incoming and outgoing electrical current meets.

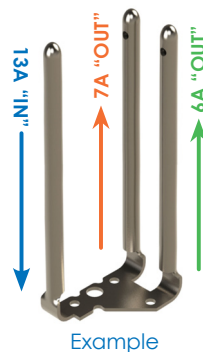
### Key Features

- Available in 2, 4, 6, 8 and 12 Position Receptacles
- Sealed Integrated Bussed Feedback Assembly
- Rectangular, thermoplastic housing
- Included wedgelock confirms contact alignment/retention
- Integrated latch for mating
- Mates with standard AT Series™ Plugs

**Applications:** Bussed Feedback Receptacles used as a Splice Block or Tap Block

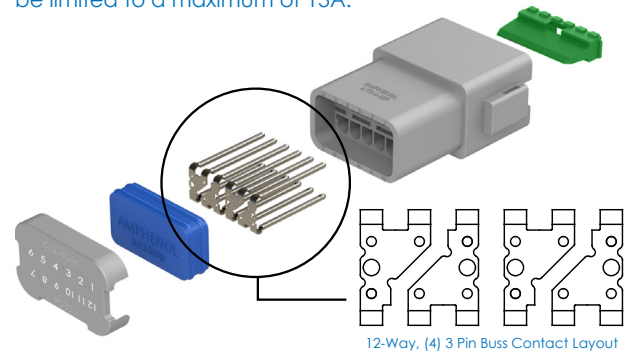
### Technical Specifications

Housings	Thermoplastic
Contacts (Integral Pins)	Copper Alloy, Nickel or Gold Plated
Operating Temperature	-55°C to +125°C
IP Rating	IP67 (in mated condition)
Mates with	AT06-(XXXX) Plugs
Contact Size	16
Current Rating Per Contact	13A Max
Keying Options	Available in 6, 8 & 12 Position A and B Keying



Example

Maximum rated current is determined by the combined current across the entire bus. In the example to the left, various combinations of current can be achieved, but must be limited to a maximum of 13A.



12-Way, (4) 3 Pin Buss Contact Layout



**A Series™ Family**



Standard products. Custom solutions  
Customer Service +1 800 394 7732



**HYPERBUS™ AT Heavy Duty Bussed Receptacles**

Pin Layout	Part Number	Description	Size
 -P060	AT04-2P-P060	2 Pos, HYPERBUS™ AT, Recep, (1) 2 Pin (*13A), Nickel, Black	16
 -EP13 / -P021	AT04-4P-EP13	4 Pos, HYPERBUS™ AT, Recep, (1) 4 Pin (*26A), Nickel, Black	16
	AT04-4P-P021	4 Pos, HYPERBUS™ AT, Recep, (1) 4 Pin (*26A), Nickel, Grey	16
 -EP13 / -P021      -EP14	AT04-6P-EP13	6 Pos, HYPERBUS™ AT, Recep, (1) 6 Pin (*39A), Nickel, Black	16
	AT04-6P-P021	6 Pos, HYPERBUS™ AT, Recep, (1) 6 Pin (*39A), Nickel, Grey	16
	AT04-6P-EP14	6 Pos, HYPERBUS™ AT, Recep, (2) 3 Pin (*13A ea), Nickel, Black	16
 -P021      -P026      -P028	AT04-08PA-P021	8 Pos, HYPERBUS™ AT, Recep, (1) 8 Pin (*52A), Nickel, Keyed A, Grey	16
	AT04-08PB-P021	8 Pos, HYPERBUS™ AT, Recep, (1) 8 Pin (*52A), Nickel, Keyed B, Black	16
	AT04-08PA-P026	8 Pos, HYPERBUS™ AT, Recep, (2) 4 Pin (*26A ea), Nickel, Keyed A, Grey	16
	AT04-08PB-P026	8 Pos, HYPERBUS™ AT, Recep, (2) 4 Pin (*26A ea), Nickel, Keyed B, Black	16
	AT04-08PA-P028	8 Pos, HYPERBUS™ AT, Recep, (1) 3 Pin (*13A), (1) 5 Pin (*26A), Nickel, Keyed A, Grey	16
	AT04-08PB-P028	8 Pos, HYPERBUS™ AT, Recep, (1) 3 Pin (*13A), (1) 5 Pin (*26A), Nickel, Keyed B, Black	16
	 -P016 / -P021      -P026 / -P027      -P030 / -P031      -P075	AT04-12PA-P016	12 Pos, HYPERBUS™ AT, Recep, (1) 12 Pin (*78A), Gold, Keyed A, Grey
AT04-12PB-P016		12 Pos, HYPERBUS™ AT, Recep, (1) 12 Pin (*78A), Gold, Keyed B, Black	16
AT04-12PA-P021		12 Pos, HYPERBUS™ AT, Recep, (1) 12 Pin (*78A), Nickel, Keyed A, Grey	16
AT04-12PB-P021		12 Pos, HYPERBUS™ AT, Recep, (1) 12 Pin (*78A), Nickel, Keyed B, Black	16
AT04-12PA-P026		12 Pos, HYPERBUS™ AT, Recep, (2) 6 Pin (*39A ea), Nickel, Keyed A, Grey	16
AT04-12PB-P026		12 Pos, HYPERBUS™ AT, Recep, (2) 6 Pin (*39A ea), Nickel, Keyed B, Black	16
AT04-12PB-P027		12 Pos, HYPERBUS™ AT, Recep, (2) 6 Pin (*39A ea), Gold, Keyed B, Black	16
AT04-12PA-P030		12 Pos, HYPERBUS™ AT, Recep, (4) 3 Pin (*13A ea), Nickel, Keyed A, Grey	16
AT04-12PB-P030		12 Pos, HYPERBUS™ AT, Recep, (4) 3 Pin (*13A ea), Nickel, Keyed B, Black	16
AT04-12PA-P031		12 Pos, HYPERBUS™ AT, Recep, (4) 3 Pin (*13A ea), Gold, Keyed A, Grey	16
AT04-12PB-P031		12 Pos, HYPERBUS™ AT, Recep, (4) 3 Pin (*13A ea), Gold, Keyed B, Black	16
AT04-12PA-P075		12 Pos, HYPERBUS™ AT, Recep, (3) 4 Pin (*26A ea), Nickel, Keyed A, Grey	16

\*Maximum current rating is the total amperage for the buss



# HB **HYPERBUSS™ ATP**



## ATP Series™ Heavy Duty Bussed Receptacles

Amphenol Sine Systems' **HYPERBUSS™ ATP 6 Position Heavy Duty Bussed Receptacles** are a high-performance, cost-effective solution used in a variety of interconnect applications where a common "bussed" electrical pathway is required: Heavy Duty, Transportation, Marine, Diagnostic, Military, Alternative Energy and Agricultural. All **HYPERBUSS™ ATP 6 Position Heavy Duty Bussed Receptacles** are interchangeable with standard ATP Series™ 6 Position Plugs and StructurePlus™ ATP 6 Position Plugs, as well as industry standard connectors. The receptacles are IP68-rated (1M of water for 24 hours) and offer superior environmental sealing capabilities.

**Buss:** a conductor, or a group of conductors, used for collecting electric power from the incoming feeders and distributes them to the outgoing feeders; a type of electrical junction in which all the incoming and outgoing electrical current meets.

### Key Features

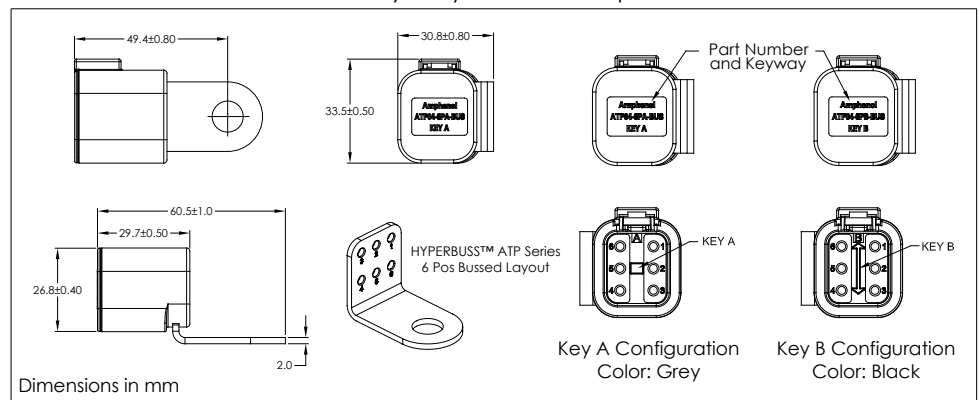
- Available in 6 Position Receptacles
- Available Keyed A Buss (Grey) or Keyed B Buss (Black)
- Sealed Integrated Bussed Feedback Assembly
- Included wedgelock confirms contact alignment/retention
- Integrated latch for mating
- Mates with standard ATP Series™ Plugs

**Applications:** Bussed Feedback Receptacles used as a Splice Block or Tap Block

### Technical Specifications


Housings	Thermoplastic
Grounding/Power Buss	Copper Alloy, Nickel Plated
Contacts (Integral Pins)	Copper Alloy, Nickel Plated
Operating Temperature	-55°C to +125°C
IP Rating	IP68 (1M of water for 24 Hrs)
Mates with	ATP06-6S-XXXX Plugs
Contact Size	12
Current Rating Per Contact	25A Max (150A Total)

### HYPERBUSS™ ATP 6 Position Heavy Duty Bussed Receptacle Dimensions









Standard products. Custom solutions  
Customer Service +1 800 394 7732

**HYPERBUS™ ATP Series 6 Position Heavy Duty Bussed Receptacles**



Pin Layout	Part Number	Description	Size	Amperage
	ATP04-6PA-BUS	6 Position, HYPERBUS™ ATP, Receptacle, (1) 6 Pin, Buss, Keyed A, Grey	12	25A (150A Total)
	ATP04-6PB-BUS	6 Position, HYPERBUS™ ATP, Receptacle, (1) 6 Pin, Buss, Keyed B, Black	12	25A (150A Total)

\*Maximum current rating is the total amperage for the buss

**6 Position Plug Mating Options (More mating options available at [www.amphenol-sine.com](http://www.amphenol-sine.com))**

Pin Layout	Part Number	Description	Size	Amperage
	ATP06-6S	6 Position, ATP Series™, Plug, Socket, Grey	12	25A
	ATP06-6S-BLK	6 Position, ATP Series™, Plug, Socket, Black	12	25A
	ATP06-6S-RD01	6 Position, ATP Series™, Plug, Socket, Reduced Diameter Seal, Grey	12	25A
	ATP06-6S-RD01BK	6 Position, ATP Series™, Plug, Socket, Reduced Diameter Seal, Black	12	25A
	ATP06-6S-OMGRY	6 Position, Structure Plus™ ATP, Plug, Socket, Grey	12	25A
	ATP06-6S-OMBLK	6 Position, Structure Plus™ ATP, Plug, Socket, Black	12	25A
	ATP06-6S-OMRDGRY	6 Position, Structure Plus™ ATP, Plug, Socket, Reduced Diameter Seal, Grey	12	25A
	ATP06-6S-OMRDBLK	6 Position, Structure Plus™ ATP, Plug, Socket, Reduced Diameter Seal, Black	12	25A


**Required 6 Position Plug Wedgelocks**

Pin Layout	Part Number	Description	Size	Amperage
	AWP-6SA	6 Position, Plug Wedgelock, Keyed A, Gray	-	-
	AWP-6SB	6 Position, Plug Wedgelock, Keyed B, Black	-	-



# HB HYPERBUSS™ ATV

## ATV Series™ Heavy Duty Bussed Receptacles



Amphenol Sine Systems' **HYPERBUSS™ ATV 18 Position Bussed Receptacles** are a high-performance, cost-effective solution used in a variety of interconnect applications where a common "bussed" electrical pathway is required: Heavy Duty, Transportation, Marine, Military, Alternative Energy and Agricultural. All **HYPERBUSS™ ATV 18 Position Bussed Receptacles** are intermateable with standard ATV Series™ 18 Position Plugs, as well as industry standard connectors. They are IP67-rated (in mated condition) and offer superior environmental sealing capabilities.

**Buss:** a conductor, or a group of conductors, used for collecting electric power from the incoming feeders and distributes them to the outgoing feeders; a type of electrical junction in which all the incoming and outgoing electrical current meets.

### Key Features

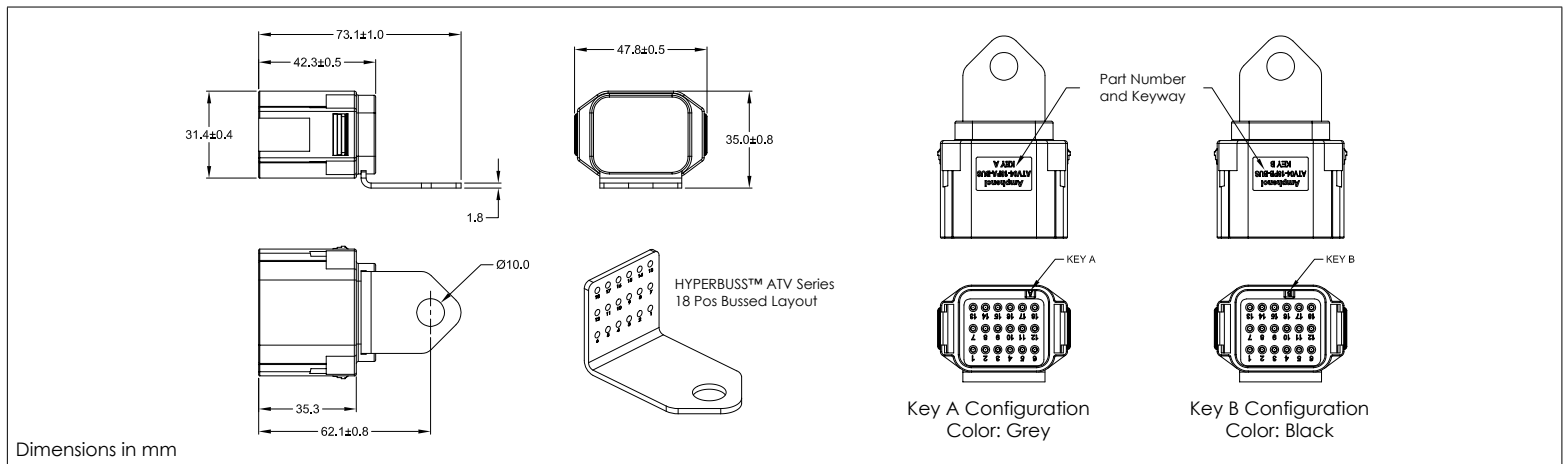
- Available in 18 Position Receptacles
- Available Keyed A Buss (Grey) or Keyed B Buss (Black)
- Sealed Intergrated Bussed Feedback Assembly
- Included wedgelock confirms contact alignment/retention
- Integrated latch for mating
- Mates with standard ATV Series™ Plugs

**Applications:** Bussed Feedback Receptacles used as a Splice Block or Tap Block

Housings	Thermoplastic
Grounding/Power Buss	Copper Alloy, Nickel Plated
Contacts (Integral Pins)	Copper Alloy, Nickel Plated
Operating Temperature	-55°C to +125°C

IP Rating	IP67 (in mated condition)
Contact Size	16
Current Rating Per Contact	13A Max (234A Total)

### HYPERBUSS™ ATV Series 18 Position Heavy Duty Bussed Receptacle Dimensions




**A Series™ Family**




Standard products. Custom solutions  
Customer Service +1 800 394 7732


**HYPERBUSSTM ATV Series** 18 Position Heavy Duty Bussed Receptacles

Image	Part Number	Description	Size	Amps
	ATV04-18PA-BUS	18 Position, HYPERBUSSTM ATV Series, Receptacle, Buss, Key A, Grey	16	13A (230A Total)
	ATV04-18PB-BUS	18 Position, HYPERBUSSTM ATV Series, Receptacle, Buss, Key B, Black	16	13A (230A Total)



Mating **ATV SeriesTM** 18 Position Heavy Duty Plugs

Image	Part Number	Description	Size	Amps
	ATV06-18SA	18 Position, ATV SeriesTM, Plug, Key A, Standard Seal, Grey	16	13A (230A Total)
	ATV06-18SB	18 Position, ATV SeriesTM, Plug, Key B, Standard Seal, Black	16	13A (230A Total)

**ATV SeriesTM** 18 Position Wedgelocks


Image	Part Number	Description	Size	Amps
	AWV-18S	18 Position, ATV SeriesTM, Plug Wedgelock, Green	-	-

**HYPERBUSSTM ATV Series** 18 Position Heavy Duty Bussed Receptacle Kits

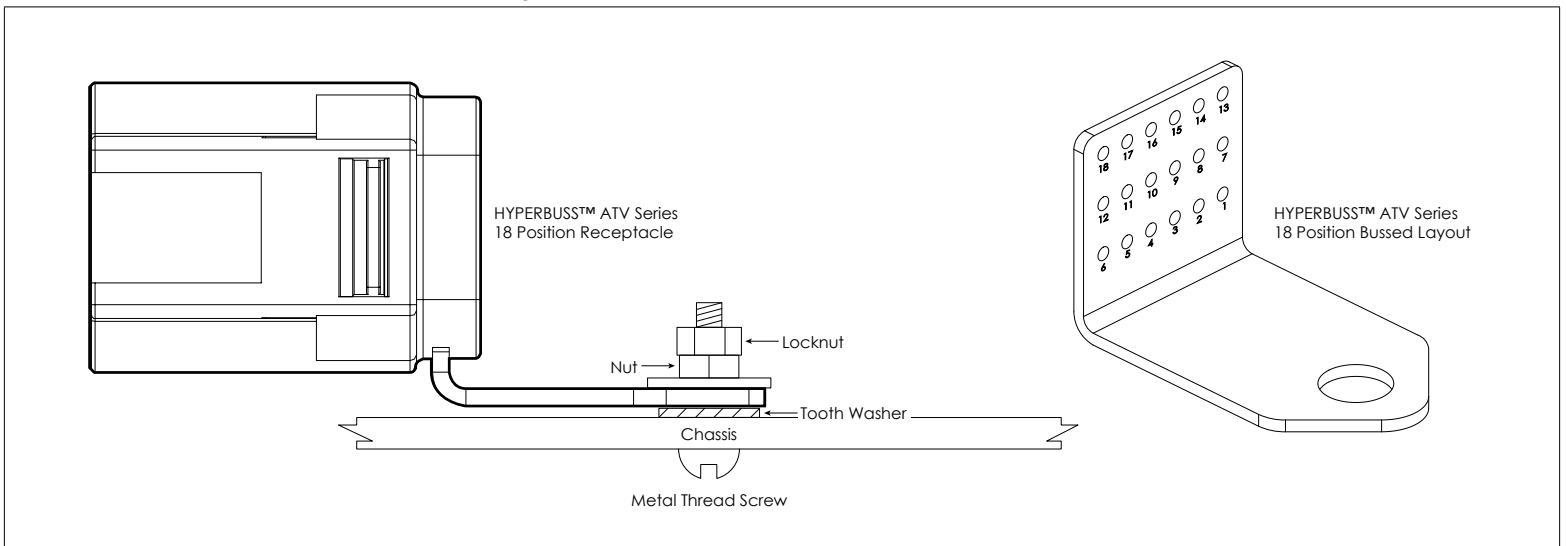
Image	Part Number	Description	Size	Amps
	ATV46-18PSA-BUSCKIT	KIT: 18 Position, HYPERBUSSTM ATV Series, Keyed A Contains: (1) 18 Position, HYPERBUSSTM ATV Series, Receptacle, Buss, Key A, Grey Contains: (1) 18 Position, ATV SeriesTM, Plug, Key A, Grey	16	13A (230A Total)
	ATV46-18PSB-BUSCKIT	KIT: 18 Position, HYPERBUSSTM ATV Series, Keyed B Contains: (1) 18 Position, HYPERBUSSTM ATV, Receptacle, Buss, Key B, Black Contains: (1) 18 Position, ATV SeriesTM, Plug, Key B, Black	16	13A (230A Total)



**HYPERBUS™ ATV Series Sample Architecture: Plug and Play Battery GROUND/Battery POWER Buss System**



**HYPERBUS™ ATV Series Sample Architecture: Plug and Play Chassis GROUND Buss System**




**For more information, contact:** Customer Service, +1 800 394 7732, [csr@amphenol-sine.com](mailto:csr@amphenol-sine.com)

© 2019 Amphenol Sine Systems Corporation, 44274 Morley Drive, Clinton Township MI 48036 USA. [www.amphenol-sine.com](http://www.amphenol-sine.com). Customer Service +1 800 394 7732  
Every effort has been made to ensure that the information contained in this document is accurate at the time of publication. Specifications or information stated in this document are subject to change without notice.



# MM Magna|Mate™ Family

The **MagnaMate™ ATHP Series** is a rugged thermoplastic power connector series featuring high-performance RADSOK® contact technology. Designed for various "xEV" applications, **MagnaMate™** is IP67-rated (mated) and available in single or two-pole housings with rated current from 20A to 180A. **MagnaMate™** includes optional integrated HVIL safety features and EMI shielding protection which can withstand temperatures ranging from -40°C to +130°C.



## MM Magna|Mate™ ATHP

### MagnaMate™ ATHP Standard

Designed to withstand the extreme conditions of the trucking, agricultural, mining, construction, and marine industries, and features Amphenol's advanced RADSOK® contact technology.

**Potential Applications:** Inverters, Power Electric Box, Junction Box, xEV Battery

## MM Magna|Mate™ ATHP Mini

### MagnaMate™ ATHP Mini

A compact, low-profile two-pole thermoplastic power connector which features four (4) keying options for multi polarization. Designed to withstand the extreme conditions of the trucking, agricultural, mining, construction, and marine industries.

**Potential Applications:** Power Converters, Hybrid Electric Vehicles, Heavy Equipment Electrification, 2 and 3-Phase Motors, Starter Generators, Process Control/Automation

## MM Magna|Mate™ ATHP QL

### MagnaMate™ QL ATHP (Quick Lok)

The compact form-factor deliver loads of 130A or 180A for cable outer diameters up to 15.2mm. The definitive front latch design allows for multiple angles of connector engagement providing ease of mating in blind mate or confined spaces achieving IP67 ingress protection. The MagnaMate™ QL ATHP high-voltage connector system is easy to assemble, cost effective and was developed for use in ancillary units such as air-conditioning, electrical heating systems, or AC/DC converters, and for battery charging applications. **QL (Quick Lok) is available in both Black and Orange housings.**

**Potential Applications:** Electrical Air Condition, Battery Charger, Electrical Heater






## A ASeries™ Family



Standard products. Custom solutions  
Customer Service +1 800 394 7732

MagnaMate™ ATHP - Technical Specifications Overview

Series	MM Magna Mate™ ATHP		MM Magna Mate™ ATHP Mini			MM Magna Mate™ ATHP QL	
Image							
Positions	2		2			1	
Current Rating	180A		20A	25A	35A	130A	180A
Wire Range/mm2	50mm 2		2.5mm2	4.0mm2	6.0mm2	35mm2	50mm2
Cable OD Range	15.5-16.5mm		4.8-5.8mm & 6.5-7.5mm			10.7-11.7mm	14.2-15.2mm
Operating Voltage	1000V AC/DC						
Contact Resistance	<0.3mΩ		<2.0mΩ			<0.3 mΩ	
HVIL	Optional		Optional			N/A	
EMC Shielding	Available					N/A	
Housing	Thermoplastic UL94 VO						
IP Rating	IP67 mated						
48 HR Salt Spray Test	Passed						
Keying Options	N/A		A, B, C, D			Black, Orange	
Temperature Range	-40°C to + 130°C					-55°C to + 125°C	
Mating Cycles	100 Cycles					50 Cycles	
Seal Material	Silicone Rubber						
Contact Material	Copper Alloy/Various Plating Options Available						
Thermal Cycle	No cracking, chipping or leaking after 20 test cycles from:						
	-40°C to +130°C		-40°C to +130°C			-55°C to + 125°C	
Vibration	No unlocking or unmating. Exhibits no mechanical or physical damage after sinusoidal vibration levels of 20G's at 10 to 2000 Hz in each of the three mutually perpendicular planes. No electrical discontinuities longer than 1 microsecond.						
Fluid Resistance	Connectors show no damage when exposed to most fluids used in industrial application.						

# MM MagnaMate™ ATHP

The standard MagnaMate™ ATHP is designed to withstand the extreme conditions of the trucking, agricultural, mining, construction, and marine industries, and features Amphenol's advanced RADSOK® contact technology.


**Potential Applications:** Inverters, Power Electric Box, Junction Box, xEV Battery

### Description

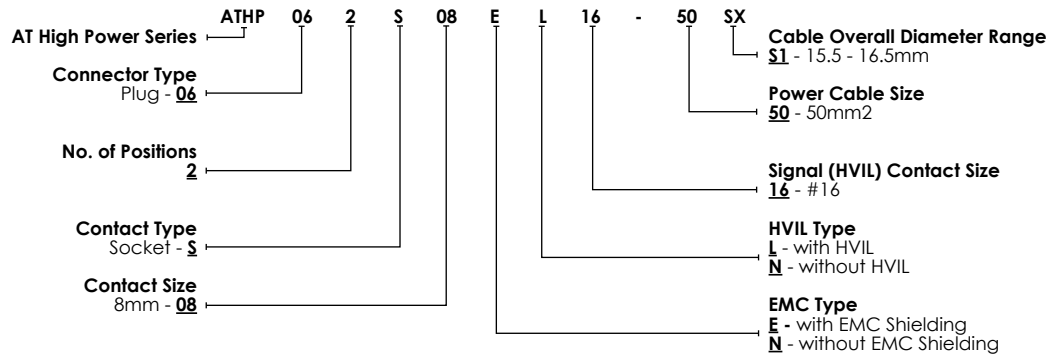
- High Voltage Interlock Loop (HVIL) safety feature optional
- ElectroMagnetic Interference shielding (EMI) for noise immunity optional
- Constructed of heavy-duty thermoplastic
- Inline or panel mount housing options
- Features Amphenol's advanced RADSOK contact technology
- Compact, quick locking and press-to-release design

### Performance

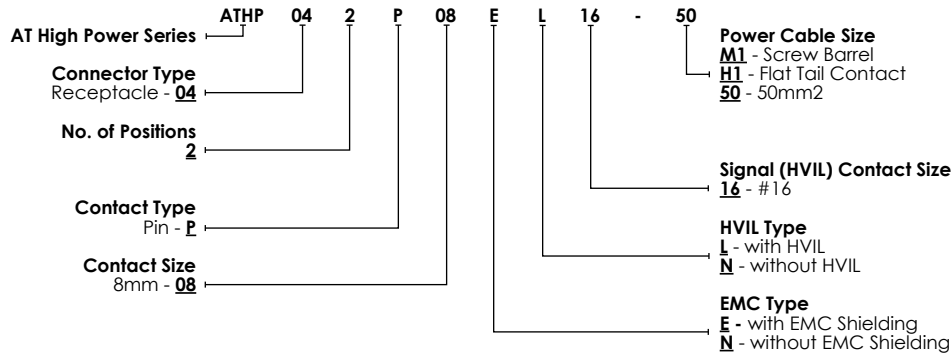
- Current Capacity up to 180A with 50mm<sup>2</sup> wire
- Voltage: 1000V AC/DC
- Temperature Range -40°C TO + 130°C
- IP67-rated (mated)



MagnaMate™ ATHP Standard Plug - Part Numbering Sequence



MagnaMate™ ATHP Standard Receptacles - Part Numbering Sequence



MagnaMate™ ATHP Standard - Plugs and Receptacles

Part Number	Type	Position	Power Contact	Signal (HVIL) Contact Size	Power Cable	Cable OD Range	Voltage
ATHP062S08NL16-50S1	Plug	2	Socket	16	50mm <sup>2</sup>	15.5 - 16.5 mm	1000
ATHP042P08NL16-50	Receptacle	2	Pin	16	50mm <sup>2</sup>	-	1000

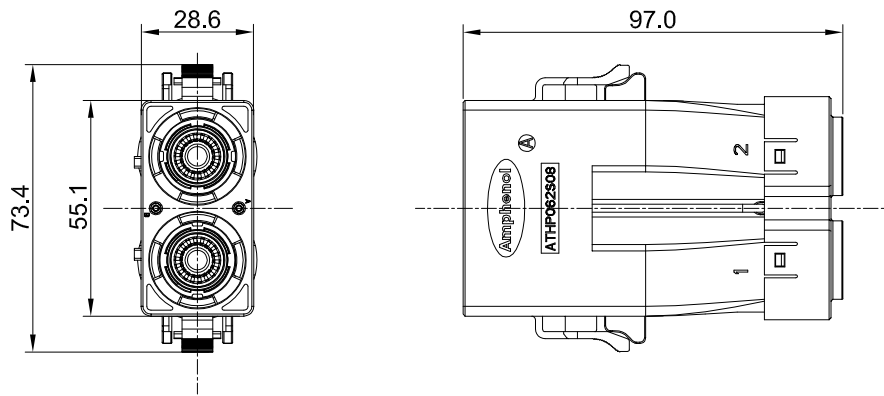
MagnaMate™ ATHP Standard - Plugs and Receptacles with EMC Shielding and High Voltage Interlock Loop

Part Number	Type	Position	Power Contact	Signal (HVIL) Contact Size	Power Cable	Cable OD Range	Voltage
ATHP062S08EL16-50S1	Plug	2	Socket	16	50mm <sup>2</sup>	15.5 - 16.5 mm	1000
ATHP042P08EL16-50	Receptacle	2	Pin	16	50mm <sup>2</sup>	-	1000
ATHP042P08EL16-H1	Receptacle	2	Pin	16	-	-	1000

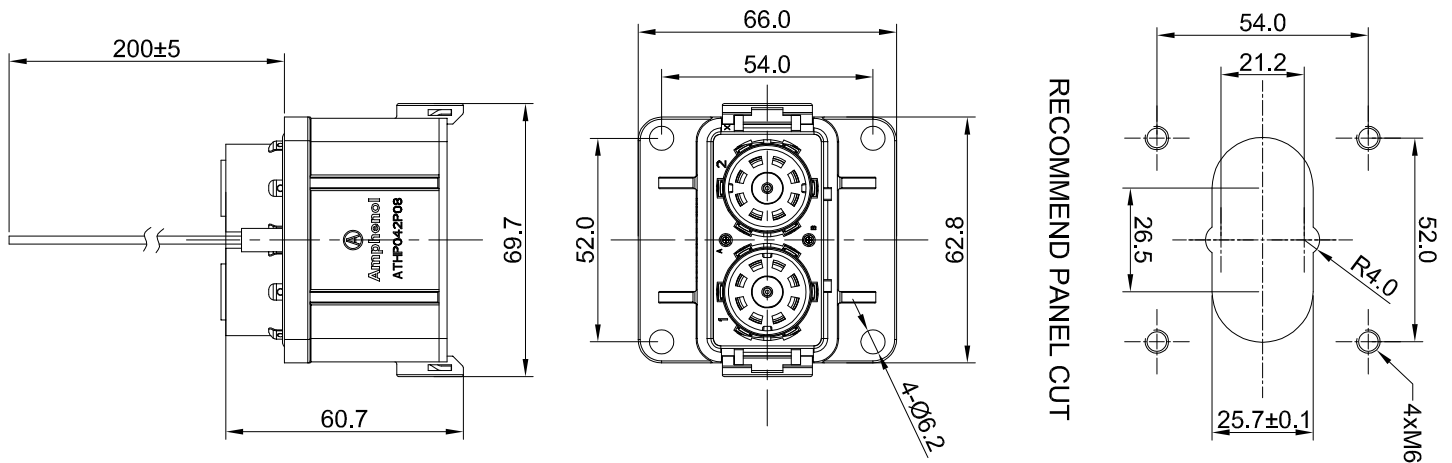
MagnaMate™ ATHP Standard - Tooling

Part Number	Description
QXATHP-50	Extraction Tool #50mm <sup>2</sup> Contact

MagnaMate™ ATHP Standard - Plug with 8mm RADSOK® Contacts



MagnaMate™ ATHP Standard - Receptacle with 8mm Contacts





# MM MagnaMate™ ATHP Mini

The **MagnaMate™ ATHP Mini** is a compact, low-profile two pole thermoplastic power connector which features four (4) keying options for multi polarization. Designed to withstand the extreme conditions of the trucking, agricultural, mining, construction, and marine industries.


**Potential Applications:** Power Converters, Hybrid Electric Vehicles, Heavy Equipment Electrification, 2 and 3-Phase Motors, Starter Generators, Process Control/Automation

## Description

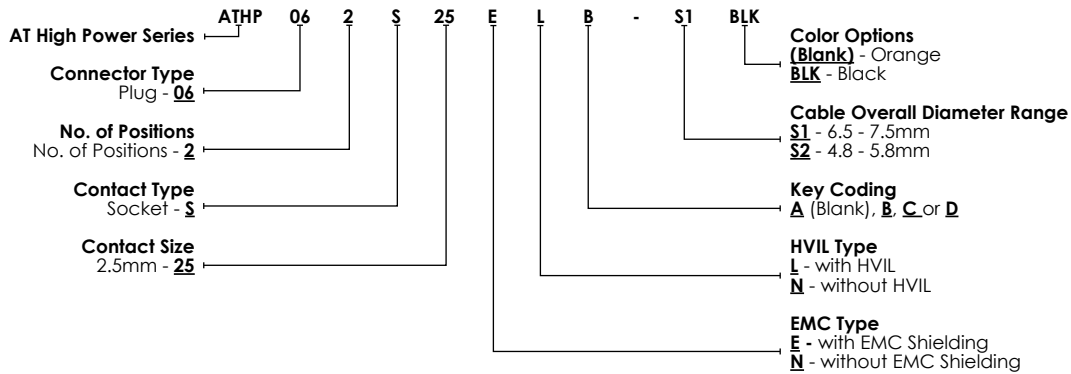
- High Voltage Interlock Loop (HVIL) safety feature optional
- ElectroMagnetic Interference shielding (EMI) for noise immunity optional
- Constructed of heavy-duty thermoplastic
- Four (4) keying options for multi polarization
- Compact, quick locking and press-to-release design

## Performance

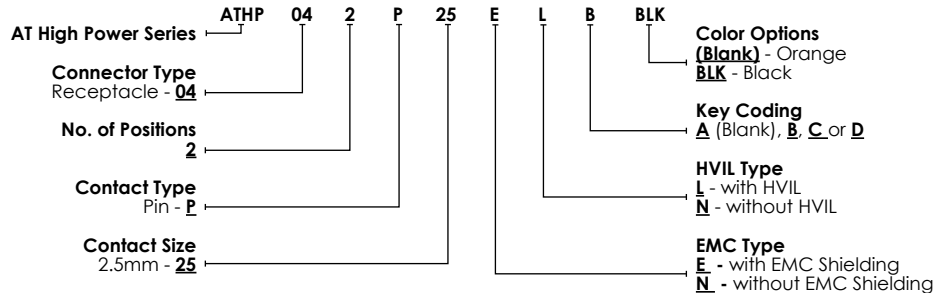
- Current Capacity up to 35A
- Voltage: 1000V AC/DC
- Temperature Range -40°C TO + 130°C
- IP67-rated (mated)



MagnaMate™ ATHP Mini Plugs - Part Numbering Sequence



MagnaMate™ ATHP Mini Receptacles - Part Numbering Sequence



MagnaMate™ ATHP Mini - Plugs with EMC Shielding and High Voltage Interlock Loop

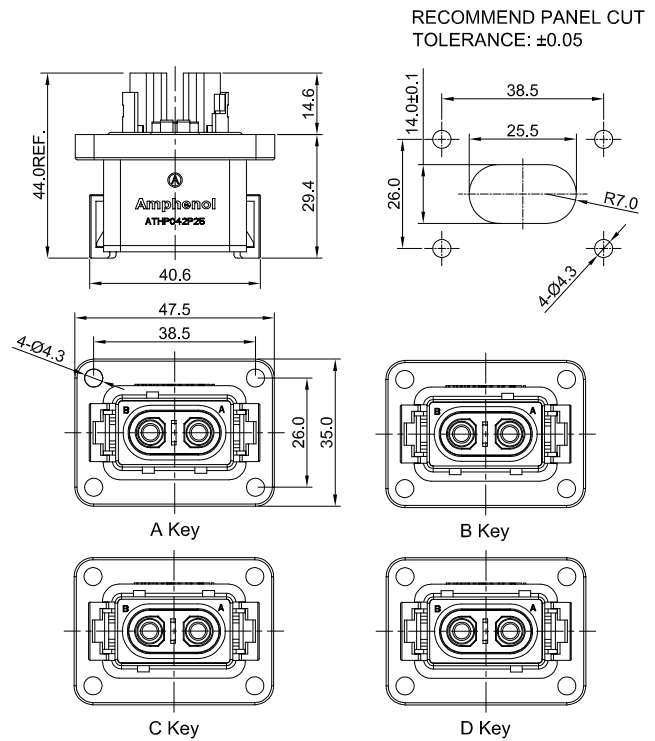
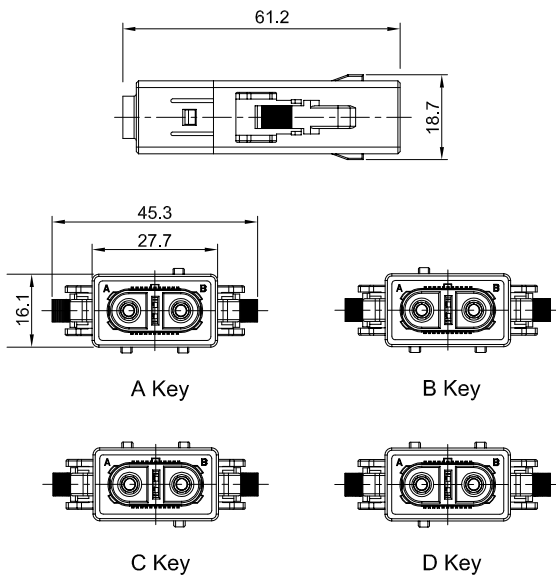
Part Number	Type	Position	Power Contact	Keying	Power Cable	Cable OD Range	Voltage
ATHP062S25EL-S1	Plug	2	Socket	A	2.5-6.0mm <sup>2</sup>	6.5-7.5mm	1000
ATHP062S25EL-S2	Plug	2	Socket	A	2.5-6.0mm <sup>2</sup>	4.8-5.8mm	1000
ATHP062S25ELB-S1	Plug	2	Socket	B	2.5-6.0mm <sup>2</sup>	6.5-7.5mm	1000
ATHP062S25ELB-S2	Plug	2	Socket	B	2.5-6.0mm <sup>2</sup>	4.8-5.8mm	1000
ATHP062S25ELC-S1	Plug	2	Socket	C	2.5-6.0mm <sup>2</sup>	6.5-7.5mm	1000
ATHP062S25ELC-S2	Plug	2	Socket	C	2.5-6.0mm <sup>2</sup>	4.8-5.8mm	1000
ATHP062S25ELD-S1	Plug	2	Socket	D	2.5-6.0mm <sup>2</sup>	6.5-7.5mm	1000
ATHP062S25ELD-S2	Plug	2	Socket	D	2.5-6.0mm <sup>2</sup>	4.8-5.8mm	1000

MagnaMate™ ATHP Mini - Receptacles with EMC Shielding and High Voltage Interlock Loop

Part Number	Type	Position	Power Contact	Keying	Power Cable	Cable OD Range	Voltage
ATHP042P25EL	Receptacle	2	Pin	A	2.5-6.0mm <sup>2</sup>	-	1000
ATHP042P25ELB	Receptacle	2	Pin	B	2.5-6.0mm <sup>2</sup>	-	1000
ATHP042P25ELC	Receptacle	2	Pin	C	2.5-6.0mm <sup>2</sup>	-	1000
ATHP042P25ELD	Receptacle	2	Pin	D	2.5-6.0mm <sup>2</sup>	-	1000

MagnaMate™ ATHP Mini - Plugs

MagnaMate™ ATHP Mini - Receptacles



## MagnaMate™ ATHP Mini - Contacts

Part Number	Type	Style	Contact Size	Plating	Crimp Range	Amperage
MP10B23F	Pin	Machined	2.5mm	Gold Flash	6mm2	35A
MP10B23G10	Pin	Machined	2.5mm	Gold	6mm2	35A
MP10B23G15	Pin	Machined	2.5mm	Gold	6mm2	35A
MP10B23G30	Pin	Machined	2.5mm	Gold	6mm2	35A
MP10B23G5	Pin	Machined	2.5mm	Gold	6mm2	35A
MP10B23S	Pin	Machined	2.5mm	Silver	6mm2	35A
MP10B23T	Pin	Machined	2.5mm	Tin	6mm2	35A
MS10B23F	Socket	Machined	2.5mm	Gold Flash	6mm2	35A
MS10B23G10	Socket	Machined	2.5mm	Gold	6mm2	35A
MS10B23G15	Socket	Machined	2.5mm	Gold	6mm2	35A
MS10B23G30	Socket	Machined	2.5mm	Gold	6mm2	35A
MS10B23G5	Socket	Machined	2.5mm	Gold	6mm2	35A
MS10B23S	Socket	Machined	2.5mm	Silver	6mm2	35A
MS10B23T	Socket	Machined	2.5mm	Tin	6mm2	35A
SP12A1F	Pin	Stamped & Formed	2.5mm	Gold Flash	2.5mm2	20A
SP12A1F-10	Pin	Stamped & Formed	2.5mm	Gold Flash	4.0mm2	25A
SP12A1G10	Pin	Stamped & Formed	2.5mm	Gold	2.5mm2	20A
SP12A1G10-10	Pin	Stamped & Formed	2.5mm	Gold	4.0mm2	25A
SP12A1G15	Pin	Stamped & Formed	2.5mm	Gold	2.5mm2	20A
SP12A1G15-10	Pin	Stamped & Formed	2.5mm	Gold	4.0mm2	25A
SP12A1G30	Pin	Stamped & Formed	2.5mm	Gold	2.5mm2	20A
SP12A1G30-10	Pin	Stamped & Formed	2.5mm	Gold	4.0mm2	25A
SP12A1T	Pin	Stamped & Formed	2.5mm	Tin	2.5mm2	20A
SP12A1T-10	Pin	Stamped & Formed	2.5mm	Tin	4.0mm2	25A
SS12A1F	Socket	Stamped & Formed	2.5mm	Gold Flash	2.5mm2	20A
SS12A1F-10	Socket	Stamped & Formed	2.5mm	Gold Flash	4.0mm2	25A
SS12A1G10	Socket	Stamped & Formed	2.5mm	Gold	2.5mm2	20A
SS12A1G10-10	Socket	Stamped & Formed	2.5mm	Gold	4.0mm2	25A
SS12A1G15	Socket	Stamped & Formed	2.5mm	Gold	2.5mm2	20A
SS12A1G15-10	Socket	Stamped & Formed	2.5mm	Gold	4.0mm2	25A
SS12A1G30	Socket	Stamped & Formed	2.5mm	Gold	2.5mm2	20A
SS12A1G30-10	Socket	Stamped & Formed	2.5mm	Gold	4.0mm2	25A
SS12A1T	Socket	Stamped & Formed	2.5mm	Tin	2.5mm2	20A
SS12A1T-10	Socket	Stamped & Formed	2.5mm	Tin	4.0mm2	25A

## MagnaMate™ ATHP Mini - Tooling

Part Number	Description
QXRT12S	Extraction Tool 2.5mm Contact



**RADSOK® Contact Technology** is based upon a stamped and formed flat grid, uniquely twisted into a hyperbolic geometry to provide robust, high density contact to the mating pin contact. Most pin and socket technologies rely on spring (beam element) properties of the contact elements, which tend to weaken over time. Unlike most other pin and socket solutions, the **RADSOK®** also utilizes the tensile strength properties of the flat, high conductivity alloy grid. This provides the high normal forces required for conductivity while also providing a large conductive surface area. Correspondingly low voltage drop and low temperature rise are also achieved while maintaining low insertion forces.



### The RADSOK® Design

- Socket cylinder within female contact has several equally spaced longitudinal beams twisted into a hyperbolic shape
- As a male pin is inserted, axial members in the female half deflect, imparting high current flow across the connection with minimal voltage loss
- The hyperbolic, stamped grid configuration ensures a large, coaxial, face-to-face surface area engagement
- Ideal for crimp termination applications requiring repeated mating cycles and high current with a low multi-volt drop

### RADSOK® Technology Advantages

- **High Reliability** - Unique design and construction technology create an electrical contact interface that exceeds typical interconnect requirements.
- **Low Contact Engagement/Separation Forces** - The hyperbolic lamella socket contact construction distributes normal forces over a high percentage of the mating pin surface. This creates a smooth, even engagement effort. This force distribution also contributes to excellent performance in vibration applications with resistance to typical fretting corrosion.
- **Low Contact Resistance** - The large interface area between the socket lamella and pin surface result in very low contact resistance, enabling the RADSOK® contacts' high current ratings compared to traditional power contact designs.
- **High Mating Cycle Durability** - RADSOK® contacts with typical silver plating finishes have demonstrated survival of 20,000 mating cycles. Specialized plating and contact lubricants can extend cycle life to 200,000 matings or higher. Even with continuous exposure to harsh environmental abuse, RADSOK® contacts have been tested to maintain low contact resistance beyond 10,000 mating cycles.

### Standard and Custom-Developed Solutions

- In addition to the various standard sizes of RADSOK® components, custom-developed solutions are also available. Amphenol has the global design, engineering and manufacturing resources to provide RADSOK® sockets pressed into busbars, crimped to cables, assembled into connectors, assembled into customer or Amphenol designed specialized electrical devices, or as stand-alone components. Amphenol also manufactures a full compliment of mating pin contacts for any application.
- Steady-state current capacities for RADSOK® products range from 50 amps to over 1000 amps.
- Amphenol connectors with RADSOK® contacts are offered with a variety of positive-locking features (HiLok® and SurLok®) that insure and maintain fully-mated connections.
- Sealing (Sealtac™) and high voltage hot break options are available within the RADSOK® itself or within a very wide range of IP rated connector housings to provide environmental protection to the contact area.

# MM MagnaMate™ ATHP QL

**MagnaMate™ QL ATHP (Quick Lok)** connectors compact form factor deliver loads of 130A or 180A for cable outer diameters up to 15.2mm. The definitive front latch design allows for multiple angles of connector engagement providing ease of mating in blind mate or confined spaces achieving IP67 ingress protection. The MagnaMate™ QL ATHP high-voltage connector system is easy to assemble, cost effective and was developed for use in ancillary units such as air-conditioning, electrical heating systems, or AC/DC converters, and for battery charging applications. **QL (Quick Lok) is available in both Black and Orange housings.**

**Potential Applications:** Electrical Air Condition, Battery Charger, Electrical Heater

## Description

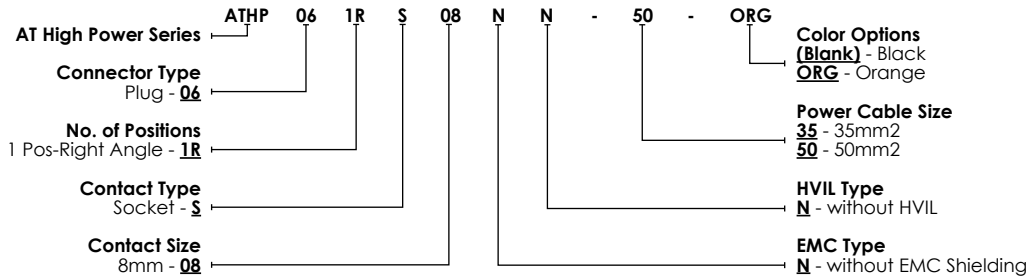
- Right Angle Plug Design
- Blind Mate Compatibility
- Compact, quick locking and press-to-release design
- Constructed of heavy-duty thermoplastic

## Performance

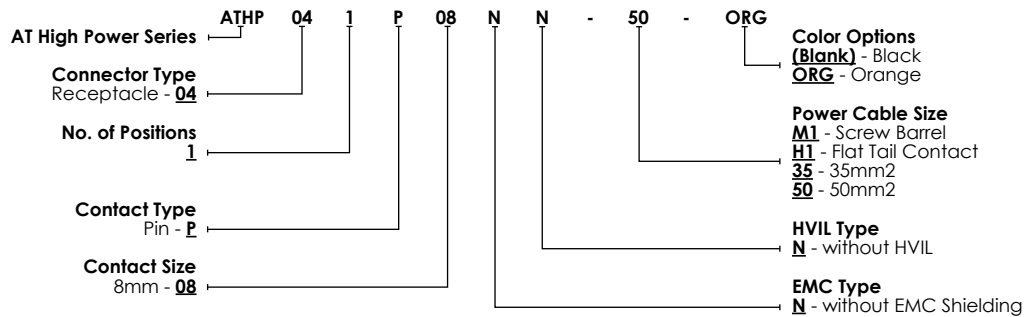
- Current Capacity up to 180A
- Voltage: 1000V AC/DC
- Temperature Range -55°C TO + 125°C
- IP67-rated (mated)



MagnaMate™ ATHP QL Plug - Part Numbering Sequence



MagnaMate™ ATHP QL Receptacles - Part Numbering Sequence





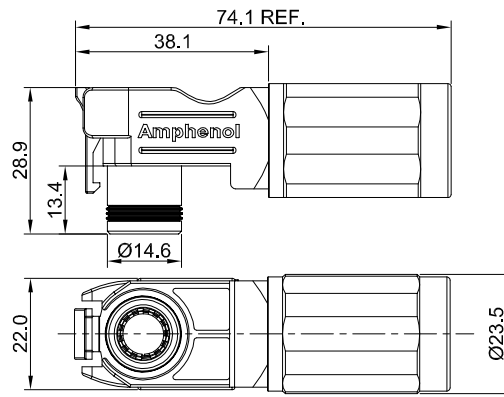
MagnaMate™ ATHP QL - Plug with EMC Shielding and High Voltage Interlock Loop

Part Number	Type	Position	Power Contact	Keying	Cable O.D. Range	Voltage
ATHP061RS08NN-50	Plug	1	Socket	-	14.2-15.2mm	1000
ATHP061RS08NN-35	Plug	1	Socket	-	10.7-11.7mm	1000

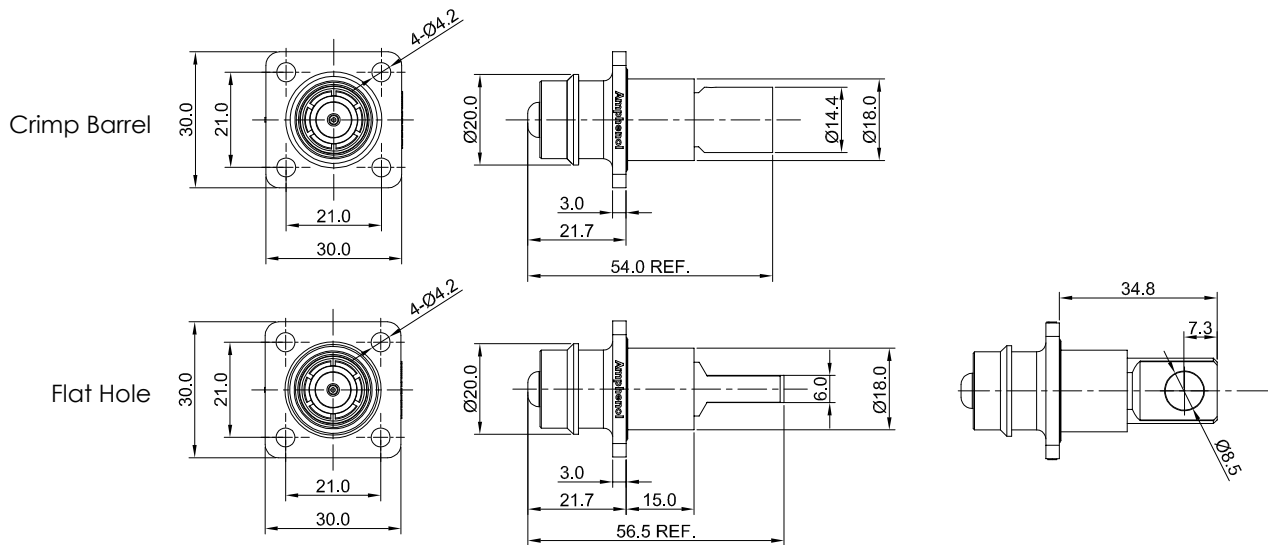
MagnaMate™ ATHP QL - Receptacle with EMC Shielding and High Voltage Interlock Loop

Part Number	Type	Position	Power Contact	Keying	Wire Range	Voltage
ATHP041P08NN-H1	Receptacle	1	Pin	-	-	1000
ATHP041P08NN-50	Receptacle	1	Pin	-	50mm <sup>2</sup>	1000
ATHP041P08NN-35	Receptacle	1	Pin	-	35mm <sup>2</sup>	1000

MagnaMate™ ATHP QL - Plugs



MagnaMate™ ATHP QL - Receptacles



**For more information, contact:** Customer Service, +1 800 394 7732, [csr@amphenol-sine.com](mailto:csr@amphenol-sine.com)

© 2019 Amphenol Sine Systems Corporation, 44724 Morley Drive, Clinton Township MI 48036 USA. [www.amphenol-sine.com](http://www.amphenol-sine.com). Customer Service +1 800 394 7732 Every effort has been made to ensure that the information contained in this document is accurate at the time of publication. Specifications or information stated in this document are subject to change without notice.



# MM Multi|Mate™

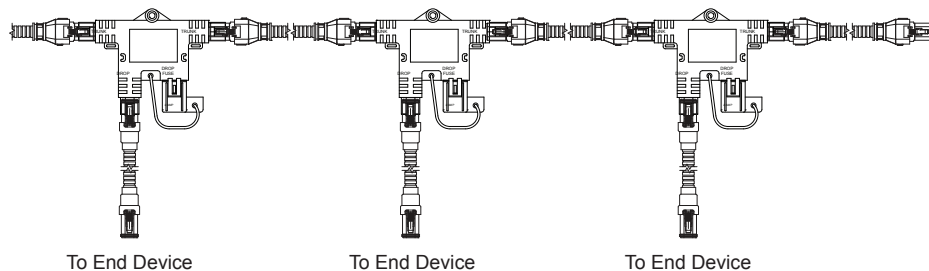


Trunk (Size 12, 25A Max) and Drop (Size 16, 13A Max), or  
Trunk (Size 16, 13A Max) and Drop (Size 16, 13A Max)

Amphenol Sine Systems' MultiMate™ expands upon the proven reliability of the A Series™ environmentally sealed thermoplastic connection system with rugged over-molded "Plug & Play" connection types for power, signal and data for your diverse electrical requirements. Today's ever evolving wiring protocols have dictated the rapid acceleration of "Quick-Connect" topologies increasing designers options with streamlined and proven connectivity systems. The objective is to provide cost reductions within all phases of design, installation and service of pre-existing electrical architectures by simplifying your wiring requirements. Cable requirements can be ordered as complete assemblies direct from Amphenol or assembled at time of installation, this system is ideal for heavy-duty applications such as commercial vehicle, agriculture, construction or marine installations.

### Features and Benefits

- Rapid install due to scalable modular design at startup
- Faster commissioning with reliable "Plug & Play" capability dramatically reduces cost
- Fuse protection provides protection for "Drop" device.
- Lower fused values possible at device versus main "Trunk"
- Accepts any standard automotive "ATO" fuse
- Quick disconnects minimize downtime from removal or replacement of failed equipment
- High strength impact resistant & lightweight thermoplastic housings
- Contacts available in economical reel-mounted high volume machine termination or machined loose-piece form.
- Low insertion force stamped terminals offer improved manufacturing efficiencies
- Engineered rapid and secure mating system achieves IP67 protection from ingress of dust, water mud and other contaminants
- Redundant sealing features consisting of durable high temperature silicone provide barrier from lubricating oils, hydraulic fluids and fossil fuels.
- Rigid back shells provide strain-relief for convoluted tubing.



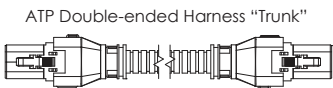
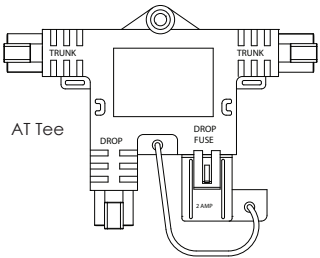
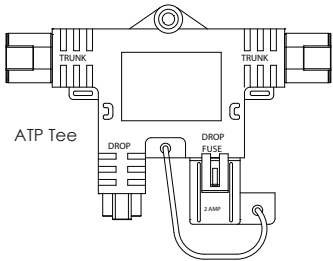
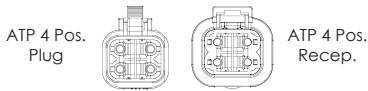
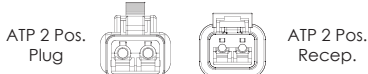
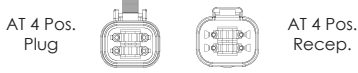
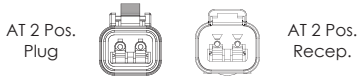
The MultiMate™ system meets all the performance criteria and specifications of the AT and ATP Series™ of connectors. For more information, refer to the AT and ATP Series™ documentation found online, or contact Customer Service.

**A Series™ Family**



Standard products. Custom solutions  
Customer Service +1 800 394 7732





Part Number	Description - Panel Mount Receptacles with Wire Leads
P31142-XX	ATP, 2 Position Panel Recep., Male(Size 12) with 12AWG Wire Leads, 25A
P31143-XX	ATP, 4 Position Panel Recep., Male(Size 12) with 12AWG Wire Leads, 25A
P31144-XX	AT, 2 Position Panel Recep., Male(Size 16) with 14AWG Wire Leads, 13A
P31145-XX	AT, 4 Position Panel Recep., Male(Size 16) with 14AWG Wire Leads, 13A

Part Number	Description - Tee's
P31134	ATP, Tee, 2 Position Recep., Male, 25A (Trunk), Recep. Male, 13A (Drop) w/ fuse holder
P31135	ATP, Tee, 2 Position Recep., Male 25A (Trunk), Recep. Male, 13A (Drop)
P31136	ATP, Tee, 4 Position Recep., Male, 25A (Trunk), Recep. Male, 13A (Drop) w/ fuse holder
P31137	ATP, Tee, 4 Position Recep., Male, 25A (Trunk), Recep. Male, 13A (Drop)
P31138	AT, Tee, 2 Position, Recep. Male, 13A (Trunk), Recep. Male, 13A (Drop) w/ fuse holder
P31139	AT, Tee, 2 Position, Recep. Male, 13A (Trunk), Recep. Male, 13A (Drop)
P31140	AT, Tee, 4 Position, Recep. Male, 13A (Trunk), Recep. Male, 13A (Drop) w/ fuse holder
P31141	AT, Tee, 4 Position, Recep. Male, 13A (Trunk), Recep. Male, 13A (Drop)

Part Number	Description - Double-ended Harness "Trunk"
P31146-XX	ATP, 2 Position Plug(Size 12) Double-ended Harness Female, w/ 12AWG Wire Leads & Tubing, 25A
P31147-XX	ATP, 4 Position Plug(Size 12) Double-ended Harness Female, w/ 12AWG Wire Leads & Tubing, 25A
P31148-XX	ATP, 4 Position Double-ended Harness Plug Female, w/ 2 Pos.(Size 12) 12AWG(25A) & 2 Pos., "Can Lo/Can Hi" 18AWG, with Tubing
P31149-XX	AT, 2 Position(Size 16) Double-ended Harness Plug Female, w/ 16AWG Wire Leads & Tubing, 13A
P31150-XX	AT, 4 Position(Size 16) Double-ended Harness Plug Female, w/ 16AWG Wire Leads & Tubing, 13A
P31151-XX	AT, 4 Position Double-ended Harness Plug Female, w/ 2 Pos.(Size 16) 16AWG(13A) & 2 Pos., "Can Lo/Can Hi" 18AWG, with Tubing

Part Number	Description - Double-ended Harness "Drop"
P31149-XX	AT, 2 Position, (Size 16) Double-ended Harness Plug Female w/ 16AWG Wire Leads & Tubing, 13A
P31150-XX	AT, 4 Position, (Size 16) Double-ended Harness Plug Female w/ 16AWG Wire Leads & Tubing, 13A

Part Number	Description - Plug "Terminators"
P31172	AT, 2 Position, Plug Terminator Female, (Size 16)
P31173	AT, 4 Position, Plug Terminator Female, (Size 16)
P31174	AT, 4 Position, Plug Terminator Female, (Size 16) w/ 120 ohm resistor
P31175	ATP, 2 Position, Plug Terminator Female, (Size 12)
P31176	ATP, 4 Position, Plug Terminator Female, (Size 12)
P31177	ATP, 4 Position, Plug Terminator Female, (Size 12) w/ 120 ohm resistor

**For more information, contact:** Customer Service, +1 800 394 7732, [csr@amphenol-sine.com](mailto:csr@amphenol-sine.com)



# PM PanelMate™ Family

PanelMate™ AT: 2, 3, 4, 6, 8, 12, 13 and 18 position  
 PanelMate™ ATM: 12 position  
 PanelMate™ ATP: 2, 4 and 6 position  
 PanelMate™ ATHD: Single Position



Amphenol Sine Systems' **PanelMate™ Family of Receptacles** are engineered with a one-piece, sealed, flanged design for rapid and secure mounting. Their durable, high-temperature, silicone, facial seal provides a barrier of protection from lubricating oils, hydraulic fluids and fossil fuels to withstand the challenges and complexities of harsh environment applications. Also available in a two-piece, sonically-welded, flange design for applications requiring an externally operated connection with 4 pass through holes. All **PanelMate™** product lines accept A Series™ components and are compatible with other industry standard mating connectors.

Our **PanelMate™ AT, ATM, ATP and ATHD Series** meet all the performance criteria and specifications of the AT, ATM, ATP and ATHD Series™, and is available in a variety of color modifications. Contact Customer Service for more information.

**Applications:** Heavy Duty, Transportation, Marine, Diagnostic, Military, Alternative Energy, Agricultural and other demanding interconnect architectures

## Features

- Flanged or Flangeless; 180° Straight or 90° Right Angle Pin Orientation
- Thermoplastic housing with integrated latch for mating
- High-temperature silicone seals provide superior sealing
- Wedgelocks ensure proper contact alignment & retention
- Compatible with existing standard products industry-wide
- Wide variety of optional back end configurations

## PanelMate™ Family Specifications Overview

Wire Range	<b>PanelMate™ AT:</b> Size 16 (14-20AWG); <b>PanelMate™ ATM:</b> Size 20 (16-22AWG) <b>PanelMate™ ATP:</b> Size 12 (10-14AWG); <b>PanelMate™ ATHD:</b> Size 4 (4-6AWG), Size 8 (8-10AWG), Size 12 (10-14AWG)
Amperage	<b>PanelMate™ AT:</b> 2-12 position: Size 16 (13A); 13 position: Size 12 (25A), Size 16 (13A); <b>PanelMate™ ATM:</b> 12 position: Size 20 (7.5A); <b>PanelMate™ ATP:</b> 2-6 position: Size 12 (25A); <b>PanelMate™ ATHD:</b> 1 position: Size 4 (100A), Size 8 (60A), Size 12 (25A)
Operating Temperature	-55°C to +125°C
Housing/Latch	Thermoplastic/Integrated latch for mating
IP Rating (mated)	IP68 (1M of water for 24 hours), IP69K
Dielectric Value	Meets or exceeds 1500 volts minimum
Drop Test	Shall not become detached or loosened when placed at 750mm and dropped to concrete eight times
Shock	No latch disengagement or discontinuity shall be the result when subjected to 50 g's in each of three axis (X, Y & Z)
Vibration	Continued continuity without degradation to mechanical or physical attributes following vibration. (max acceleration 20 g's at Sine sweep of 10-2000Hz)
Connector Terminal Retention	When subjected to a direct pull, contacts achieve a minimum pull-out force of 25 lbs.
Connector Retention	A mated connector subjected to a pulling force by the exiting wire bundle at 25 lbs. times the number of contacts to a maximum of 100 lbs. applying load for 30 seconds
Thermal Shock	Subjected to 10 cycles at -55°C to +125°C with no cracking/chipping/damage detrimental to the normal operation of the connector
Insulation Resistance	1000 megohms minimum at 25°C
Mating Cycle Durability	Following 100 cycles of connection engagement/disengagement, neither mechanical/electrical degradation is evident









Standard products. Custom solutions  
 Customer Service +1 800 394 7732



Back End Configurations (Colors Vary)






 <b>-BL04</b> Welded Flange, Grey Body, Enhanced Key, Std Rear Seal (Red)	 <b>-BL05</b> Welded Flange, Grey Body, Enhanced Key, End Cap, Standard Dia. Rear Seal (Red)	 <b>-BL08</b> Welded Flange, Black Body, Enhanced Key, Std Dia. Rear Seal (Red)	 <b>-CL03</b> Welded Flange, Grey Body, Reduced Dia. Rear Seal (Green)	 <b>-CL06</b> Welded Flange, Black Body, Reduced Dia. Rear Seal (Green)
 <b>-EC</b> End Cap	 <b>-G</b> Gasket	 <b>-GEC</b> Gasket, End Cap	 <b>-L009</b> Sealed Flange, Inside Mount	 <b>-L012</b> Welded Flange, Grey Body
 <b>-L013</b> Sealed Flange, Outside Mount	 <b>-LE07</b> Welded Flange, End Cap	 <b>-LE08</b> Welded Flange, Grey Body, Shrink Boot End Cap	 <b>-LE12</b> Welded Flange, Black Body, Shrink Boot End Cap	 <b>-LE14</b> Welded Flange, Black Body
 <b>-PM01</b> Welded Flange, Standard Dia. Rear Seal (Red)	 <b>-PM02</b> Welded Flange, Reduced Dia. Rear Seal (Green)	 <b>-PM05</b> Threaded Insert, Gasket, Standard Dia. Rear Seal (Red)	 <b>-PM06</b> Threaded Insert, Gasket, Reduced Dia. Rear Seal (Green)	 <b>-PM07</b> Self-Threading, End Cap, Standard Dia. Rear Seal (Red)
 <b>-PM08</b> Self-Threading, Standard Dia. Rear Seal (Red)	 <b>-PM11</b> Self-Threading, Gasket, Standard Dia. Rear Seal (Red)	 <b>-PM12</b> Self-Threading, Gasket, Reduced Dia. Rear Seal (Green)	 <b>-PM13</b> Self-Threading, End Cap, Gasket, Standard Dia. Rear Seal (Red)	 <b>-PM14</b> Self-Threading, End Cap, Gasket, Reduced Dia. Rear Seal (Green)
 <b>-PM15</b> Self-Threading, Gasket, Strain Relief, Standard Dia. Rear Seal (Red)	 <b>-PM16</b> Self-Threading, Gasket, Strain Relief, Reduced Dia. Rear Seal (Green)	 <b>-RD</b> Reduced Dia. Rear Seal (Green)	 <b>-RDG</b> Gasket, Reduced Dia. Rear Seal (Green)	

2 Position - **PanelMate™ AT** Receptacles and Wedgelocks










Image	Part Number	Description	Size	Amp
	AT04-2P-PM11	2 Position, Receptacle with Flange, Pin, PanelMate™ AT, Self-Threading, Gasket, Standard Diameter Rear Seal (Red), Black Body (Requires Wedgelock AW2P. Keyed Options Available.)	16	13A
	AT04-2P-PM12	2 Position, Receptacle with Flange, Pin, PanelMate™ AT, Self-Threading, Gasket, Reduced Diameter Rear Seal (Green), Black Body (Requires Wedgelock AW2P. Keyed Options Available.)	16	13A
	AT04-2P-PM13	2 Position, Receptacle with Flange, Pin, PanelMate™ AT, Self-Threading, Gasket, Standard Diameter Rear Seal (Red), End Cap, Black Body (Requires Wedgelock AW2P. Keyed Options Available.)	16	13A
	AT04-2P-PM14	2 Position, Receptacle with Flange, Pin, PanelMate™ AT, Self-Threading, Gasket, Reduced Diameter Rear Seal (Green), End Cap, Black Body (Requires Wedgelock AW2P. Keyed Options Available.)	16	13A
	AT04-2P-PM15	2 Position, Receptacle with Flange, Pin, PanelMate™ AT, Self-Threading, Gasket, Standard Diameter Rear Seal (Red), Strain Relief, Black Body (Requires Wedgelock AW2P. Keyed Options Available.)	16	13A
	AT04-2P-PM16	2 Position, Receptacle with Flange, Pin, PanelMate™ AT, Self-Threading, Gasket, Reduced Diameter Rear Seal (Green), Strain Relief, Black Body (Requires Wedgelock AW2P. Keyed Options Available.)	16	13A








2 Position - **PanelMate™ AT** Receptacles and Wedgelocks, cont.

Image	Part Number	Description	Size	Amp
	AW2P	2 Position, Receptacle Wedgelock, PanelMate™ AT, Green	-	-
	AW2P-A	2 Position, Receptacle Wedgelock, PanelMate™ AT, Keyed A, Grey	-	-
	AW2P-B	2 Position, Receptacle Wedgelock, PanelMate™ AT, Keyed B, Black	-	-
	AW2P-C	2 Position, Receptacle Wedgelock, PanelMate™ AT, Keyed C, Green	-	-
	AW2P-D	2 Position, Receptacle Wedgelock, PanelMate™ AT, Keyed D, Brown	-	-



 3 Position - **PanelMate™ AT** Receptacles and Wedgelocks

	AT04-3P-PM05	3 Position, Receptacle with Flange, Pin, PanelMate™ AT, Threaded Insert, Gasket, Standard Diameter Rear Seal (Red), Grey Body (Requires Wedgelock AW3P. Keyed Options Available.)	16	13A
	AT04-3P-PM11	3 Position, Receptacle with Flange, Pin, PanelMate™ AT, Self-Threading, Gasket, Standard Diameter Rear Seal (Red), Black Body (Requires Wedgelock AW3P. Keyed Options Available.)	16	13A
	AT04-3P-PM12	3 Position, Receptacle with Flange, Pin, PanelMate™ AT, Self-Threading, Gasket, Reduced Diameter Rear Seal (Green), Black Body (Requires Wedgelock AW3P. Keyed Options Available.)	16	13A
	AT04-3P-PM13	3 Position, Receptacle with Flange, Pin, PanelMate™ AT, Self-Threading, Gasket, Standard Diameter Rear Seal (Red), End Cap, Black Body (Requires Wedgelock AW3P. Keyed Options Available.)	16	13A
	AT04-3P-PM14	3 Position, Receptacle with Flange, Pin, PanelMate™ AT, Self-Threading, Gasket, Reduced Diameter Rear Seal (Green), End Cap, Black Body (Requires Wedgelock AW3P. Keyed Options Available.)	16	13A
	AT04-3P-PM15	3 Position, Receptacle with Flange, Pin, PanelMate™ AT, Self-Threading, Gasket, Standard Diameter Rear Seal (Red), Strain Relief, Black Body (Requires Wedgelock AW3P. Keyed Options Available.)	16	13A
	AT04-3P-PM16	3 Position, Receptacle with Flange, Pin, PanelMate™ AT, Self-Threading, Gasket, Reduced Diameter Rear Seal (Green), Strain Relief, Black Body (Requires Wedgelock AW3P. Keyed Options Available.)	16	13A
	AW3P	3 Position, Receptacle Wedgelock, PanelMate™ AT, Green	-	-
	AW3P-J1939	3 Position, Receptacle Wedgelock, PanelMate™ AT, Keyed J-1939, Blue	-	-



 4 Position - **PanelMate™ AT** Receptacles and Wedgelocks

	AT04-4P-PM11	4 Position, Receptacle with Flange, Pin, PanelMate™ AT, Self-Threading, Gasket, Standard Diameter Rear Seal (Red), Black Body (Requires Wedgelock AW4P)	16	13A
	AT04-4P-PM12	4 Position, Receptacle with Flange, Pin, PanelMate™ AT, Self-Threading, Gasket, Reduced Diameter Rear Seal (Green), Black Body (Requires Wedgelock AW4P)	16	13A
	AT04-4P-PM13	4 Position, Receptacle with Flange, Pin, PanelMate™ AT, Self-Threading, Gasket, Standard Diameter Rear Seal (Red), End Cap, Black Body (Requires Wedgelock AW4P)	16	13A
	AT04-4P-PM14	4 Position, Receptacle with Flange, Pin, PanelMate™ AT, Self-Threading, Gasket, Reduced Diameter Rear Seal (Green), End Cap, Black Body (Requires Wedgelock AW4P)	16	13A
	AT04-4P-PM15	4 Position, Receptacle with Flange, Pin, PanelMate™ AT, Self-Threading, Gasket, Standard Diameter Rear Seal (Red), Strain Relief, Black Body (Requires Wedgelock AW4P)	16	13A






4 Position - **PanelMate™ AT** Receptacles and Wedgelocks, cont.

Image	Part Number	Description	Size	Amp
	AT04-4P-PM16	4 Position, Receptacle with Flange, Pin, PanelMate™ AT, Self-Threading, Gasket, Reduced Diameter Rear Seal (Green), Strain Relief, Black Body (Requires Wedgelock AW4P)	16	13A
	AW4P	4 Position, Receptacle Wedgelock, PanelMate™ AT, Green	-	-
















 6 Position - **PanelMate™ AT** Receptacles and Wedgelocks

	AT04-6P-PM05	6 Position, Receptacle with Flange, Pin, PanelMate™ AT, Threaded Insert, Gasket, Standard Diameter Rear Seal (Red), Grey Body (Requires Wedgelock AW6P)	16	13A
	AT04-6P-PM11	6 Position, Receptacle with Flange, Pin, PanelMate™ AT, Self-Threading, Gasket, Standard Diameter Rear Seal (Red), Black Body (Requires Wedgelock AW6P)	16	13A
	AT04-6P-PM12	6 Position, Receptacle with Flange, Pin, PanelMate™ AT, Self-Threading, Gasket, Reduced Diameter Rear Seal (Green), Black Body (Requires Wedgelock AW6P)	16	13A
	AT04-6P-PM13	6 Position, Receptacle with Flange, Pin, PanelMate™ AT, Self-Threading, Gasket, Standard Diameter Rear Seal (Red), End Cap, Black Body (Requires Wedgelock AW6P)	16	13A
	AT04-6P-PM14	6 Position, Receptacle with Flange, Pin, PanelMate™ AT, Self-Threading, Gasket, Reduced Diameter Rear Seal (Green), End Cap, Black Body (Requires Wedgelock AW6P)	16	13A
	AT04-6P-PM15	6 Position, Receptacle with Flange, Pin, PanelMate™ AT, Self-Threading, Gasket, Standard Diameter Rear Seal (Red), Strain Relief, Black Body (Requires Wedgelock AW6P)	16	13A
	AT04-6P-PM16	6 Position, Receptacle with Flange, Pin, PanelMate™ AT, Self-Threading, Gasket, Reduced Diameter Rear Seal (Green), Strain Relief, Black Body (Requires Wedgelock AW6P)	16	13A
	AW6P	6 Position, Receptacle Wedgelock, PanelMate™ AT, Green	-	-







 8 Position - **PanelMate™ AT** Receptacles and Wedgelocks

	AT04-08PA-PM05	8 Position, Receptacle with Flange, Pin, PanelMate™ AT, Threaded Insert, Gasket, Standard Diameter Rear Seal (Red), Keyed A, Grey Body (Requires Wedgelock AW8P)	16	13A
	AT04-08PA-PM11	8 Position, Receptacle with Flange, Pin, PanelMate™ AT, Self-Threading, Gasket, Standard Diameter Rear Seal (Red), Keyed A, Grey Body (Requires Wedgelock AW8P)	16	13A
	AT04-08PB-PM11	8 Position, Receptacle with Flange, Pin, PanelMate™ AT, Self-Threading, Gasket, Standard Diameter Rear Seal (Red), Keyed B, Black Body (Requires Wedgelock AW8P)	16	13A
	AT04-08PC-PM11	8 Position, Receptacle with Flange, Pin, PanelMate™ AT, Self-Threading, Gasket, Standard Diameter Rear Seal (Red), Keyed C, Green Body (Requires Wedgelock AW8P)	16	13A
	AT04-08PD-PM11	8 Position, Receptacle with Flange, Pin, PanelMate™ AT, Self-Threading, Gasket, Standard Diameter Rear Seal (Red), Keyed D, Brown Body (Requires Wedgelock AW8P)	16	13A

## 8 Position - PanelMate™ AT Receptacles and Wedgelocks, cont.

Image	Part Number	Description	Size	Amp
	AT04-08PA-PM12	8 Position, Receptacle with Flange, Pin, PanelMate™ AT, Self-Threading, Gasket, Reduced Diameter Rear Seal (Green), Keyed A, Grey Body (Requires Wedgelock AW8P)	16	13A
	AT04-08PB-PM12	8 Position, Receptacle with Flange, Pin, PanelMate™ AT, Self-Threading, Gasket, Reduced Diameter Rear Seal (Green), Keyed B, Black Body (Requires Wedgelock AW8P)	16	13A
	AT04-08PC-PM12	8 Position, Receptacle with Flange, Pin, PanelMate™ AT, Self-Threading, Gasket, Reduced Diameter Rear Seal (Green), Keyed C, Green Body (Requires Wedgelock AW8P)	16	13A
	AT04-08PD-PM12	8 Position, Receptacle with Flange, Pin, PanelMate™ AT, Self-Threading, Gasket, Reduced Diameter Rear Seal (Green), Keyed D, Brown Body (Requires Wedgelock AW8P)	16	13A
	AT04-08PA-PM13	8 Position, Receptacle with Flange, Pin, PanelMate™ AT, Self-Threading, Gasket, Standard Diameter Rear Seal (Red), End Cap, Keyed A, Grey Body (Requires Wedgelock AW8P)	16	13A
	AT04-08PB-PM13	8 Position, Receptacle with Flange, Pin, PanelMate™ AT, Self-Threading, Gasket, Standard Diameter Rear Seal (Red), End Cap, Keyed B, Black Body (Requires Wedgelock AW8P)	16	13A
	AT04-08PC-PM13	8 Position, Receptacle with Flange, Pin, PanelMate™ AT, Self-Threading, Gasket, Standard Diameter Rear Seal (Red), End Cap, Keyed C, Green Body (Requires Wedgelock AW8P)	16	13A
	AT04-08PD-PM13	8 Position, Receptacle with Flange, Pin, PanelMate™ AT, Self-Threading, Gasket, Standard Diameter Rear Seal (Red), End Cap, Keyed D, Brown Body (Requires Wedgelock AW8P)	16	13A
	AT04-08PA-PM14	8 Position, Receptacle with Flange, Pin, PanelMate™ AT, Self-Threading, Gasket, Reduced Diameter Rear Seal (Green), End Cap, Keyed A, Grey Body (Requires Wedgelock AW8P)	16	13A
	AT04-08PB-PM14	8 Position, Receptacle with Flange, Pin, PanelMate™ AT, Self-Threading, Gasket, Reduced Diameter Rear Seal (Green), End Cap, Keyed B, Black Body (Requires Wedgelock AW8P)	16	13A
	AT04-08PC-PM14	8 Position, Receptacle with Flange, Pin, PanelMate™ AT, Self-Threading, Gasket, Reduced Diameter Rear Seal (Green), End Cap, Keyed C, Green Body (Requires Wedgelock AW8P)	16	13A
	AT04-08PD-PM14	8 Position, Receptacle with Flange, Pin, PanelMate™ AT, Self-Threading, Gasket, Reduced Diameter Rear Seal (Green), End Cap, Keyed D, Brown Body (Requires Wedgelock AW8P)	16	13A
	AT04-08PA-PM15	8 Position, Receptacle with Flange, Pin, PanelMate™ AT, Self-Threading, Gasket, Standard Diameter Rear Seal (Red), Strain Relief, Keyed A, Grey Body (Requires Wedgelock AW8P)	16	13A
	AT04-08PB-PM15	8 Position, Receptacle with Flange, Pin, PanelMate™ AT, Self-Threading, Gasket, Standard Diameter Rear Seal (Red), Strain Relief, Keyed B, Black Body (Requires Wedgelock AW8P)	16	13A
	AT04-08PC-PM15	8 Position, Receptacle with Flange, Pin, PanelMate™ AT, Self-Threading, Gasket, Standard Diameter Rear Seal (Red), Strain Relief, Keyed C, Green Body (Requires Wedgelock AW8P)	16	13A
















## 8 Position - PanelMate™ AT Receptacles and Wedgelocks, cont.

Image	Part Number	Description	Size	Amp
	AT04-08PD-PM15	8 Position, Receptacle with Flange, Pin, PanelMate™ AT, Self-Threading, Gasket, Standard Diameter Rear Seal (Red), Strain Relief, Keyed D, Brown Body (Requires Wedgelock AW8P)	16	13A
	AT04-08PA-PM16	8 Position, Receptacle with Flange, Pin, PanelMate™ AT, Self-Threading, Gasket, Reduced Diameter Rear Seal (Green), Strain Relief, Keyed A, Grey Body (Requires Wedgelock AW8P)	16	13A
	AT04-08PB-PM16	8 Position, Receptacle with Flange, Pin, PanelMate™ AT, Self-Threading, Gasket, Reduced Diameter Rear Seal (Green), Strain Relief, Keyed B, Black Body (Requires Wedgelock AW8P)	16	13A
	AT04-08PC-PM16	8 Position, Receptacle with Flange, Pin, PanelMate™ AT, Self-Threading, Gasket, Reduced Diameter Rear Seal (Green), Strain Relief, Keyed C, Green Body (Requires Wedgelock AW8P)	16	13A
	AT04-08PD-PM16	8 Position, Receptacle with Flange, Pin, PanelMate™ AT, Self-Threading, Gasket, Reduced Diameter Rear Seal (Green), Strain Relief, Keyed D, Brown Body (Requires Wedgelock AW8P)	16	13A
	AW8P	8 Position, Receptacle Wedgelock, PanelMate™ AT, Green	-	-

## 12 Position - PanelMate™ AT Receptacles and Wedgelocks







	AT04-12PA-PM01	12 Position, Receptacle with 4 Hole Welded Flange, Pin, PanelMate™ AT, Gasket, Standard Diameter Rear Seal (Red), Keyed A, Grey Body (Requires Wedgelock AW12P)	16	13A
	AT04-12PB-PM01	12 Position, Receptacle with 4 Hole Welded Flange, Pin, PanelMate™ AT, Gasket, Standard Diameter Rear Seal (Red), Keyed B, Black Body (Requires Wedgelock AW12P)	16	13A
	AT04-12PA-PM02	12 Position, Receptacle with 4 Hole Welded Flange, Pin, PanelMate™ AT, Gasket, Reduced Diameter Rear Seal (Green), Keyed A, Grey Body (Requires Wedgelock AW12P)	16	13A
	AT04-12PB-PM02	12 Position, Receptacle with 4 Hole Welded Flange, Pin, PanelMate™ AT, Gasket, Reduced Diameter Rear Seal (Green), Keyed B, Black Body (Requires Wedgelock AW12P)	16	13A
	AT04-12PA-PM05	12 Position, Receptacle with Flange, Pin, PanelMate™ AT, Threaded Insert, Gasket, Standard Diameter Rear Seal (Red), Keyed A, Grey Body (Requires Wedgelock AW12P)	16	13A
	AT04-12PA-PM11	12 Position, Receptacle with Flange, Pin, PanelMate™ AT, Self-Threading, Gasket, Standard Diameter Rear Seal (Red), Keyed A, Grey Body (Requires Wedgelock AW12P)	16	13A
	AT04-12PB-PM11	12 Position, Receptacle with Flange, Pin, PanelMate™ AT, Self-Threading, Gasket, Standard Diameter Rear Seal (Red), Keyed B, Black Body (Requires Wedgelock AW12P)	16	13A
	AT04-12PC-PM11	12 Position, Receptacle with Flange, Pin, PanelMate™ AT, Self-Threading, Gasket, Standard Diameter Rear Seal (Red), Keyed C, Green Body (Requires Wedgelock AW12P)	16	13A
	AT04-12PD-PM11	12 Position, Receptacle with Flange, Pin, PanelMate™ AT, Self-Threading, Gasket, Standard Diameter Rear Seal (Red), Keyed D, Brown Body (Requires Wedgelock AW12P)	16	13A

## 12 Position - PanelMate™ AT Receptacles and Wedgelocks, cont.


Image	Part Number	Description	Size	Amp
	AT04-12PA-PM12	12 Position, Receptacle with Flange, Pin, PanelMate™ AT, Self-Threading, Gasket, Reduced Diameter Rear Seal (Green), Keyed A, Grey Body (Requires Wedgelock AW12P)	16	13A
	AT04-12PB-PM12	12 Position, Receptacle with Flange, Pin, PanelMate™ AT, Self-Threading, Gasket, Reduced Diameter Rear Seal (Green), Keyed B, Black Body (Requires Wedgelock AW12P)	16	13A
	AT04-12PC-PM12	12 Position, Receptacle with Flange, Pin, PanelMate™ AT, Self-Threading, Gasket, Reduced Diameter Rear Seal (Green), Keyed C, Green Body (Requires Wedgelock AW12P)	16	13A
	AT04-12PD-PM12	12 Position, Receptacle with Flange, Pin, PanelMate™ AT, Self-Threading, Gasket, Reduced Diameter Rear Seal (Green), Keyed D, Brown Body (Requires Wedgelock AW12P)	16	13A
	AT04-12PA-PM13	12 Position, Receptacle with Flange, Pin, PanelMate™ AT, Self-Threading, Gasket, Standard Diameter Rear Seal (Red), End Cap, Keyed A, Grey Body (Requires Wedgelock AW12P)	16	13A
	AT04-12PB-PM13	12 Position, Receptacle with Flange, Pin, PanelMate™ AT, Self-Threading, Gasket, Standard Diameter Rear Seal (Red), End Cap, Keyed B, Black Body (Requires Wedgelock AW12P)	16	13A
	AT04-12PC-PM13	12 Position, Receptacle with Flange, Pin, PanelMate™ AT, Self-Threading, Gasket, Standard Diameter Rear Seal (Red), End Cap, Keyed C, Green Body (Requires Wedgelock AW12P)	16	13A
	AT04-12PD-PM13	12 Position, Receptacle with Flange, Pin, PanelMate™ AT, Self-Threading, Gasket, Standard Diameter Rear Seal (Red), End Cap, Keyed D, Brown Body (Requires Wedgelock AW12P)	16	13A
	AT04-12PA-PM14	12 Position, Receptacle with Flange, Pin, PanelMate™ AT, Self-Threading, Gasket, Reduced Diameter Rear Seal (Green), End Cap, Keyed A, Grey Body (Requires Wedgelock AW12P)	16	13A
	AT04-12PB-PM14	12 Position, Receptacle with Flange, Pin, PanelMate™ AT, Self-Threading, Gasket, Reduced Diameter Rear Seal (Green), End Cap, Keyed B, Black Body (Requires Wedgelock AW12P)	16	13A
	AT04-12PC-PM14	12 Position, Receptacle with Flange, Pin, PanelMate™ AT, Self-Threading, Gasket, Reduced Diameter Rear Seal (Green), End Cap, Keyed C, Green Body (Requires Wedgelock AW12P)	16	13A
	AT04-12PD-PM14	12 Position, Receptacle with Flange, Pin, PanelMate™ AT, Self-Threading, Gasket, Reduced Diameter Rear Seal (Green), End Cap, Keyed D, Brown Body (Requires Wedgelock AW12P)	16	13A
	AT04-12PA-PM15	12 Position, Receptacle with Flange, Pin, PanelMate™ AT, Self-Threading, Gasket, Standard Diameter Rear Seal (Red), Strain Relief, Keyed A, Grey Body (Requires Wedgelock AW12P)	16	13A
	AT04-12PB-PM15	12 Position, Receptacle with Flange, Pin, PanelMate™ AT, Self-Threading, Gasket, Standard Diameter Rear Seal (Red), Strain Relief, Keyed B, Black Body (Requires Wedgelock AW12P)	16	13A
	AT04-12PC-PM15	12 Position, Receptacle with Flange, Pin, PanelMate™ AT, Self-Threading, Gasket, Standard Diameter Rear Seal (Red), Strain Relief, Keyed C, Green Body (Requires Wedgelock AW12P)	16	13A






12 Position - **PanelMate™ AT** Receptacles and Wedgelocks, cont.

Image	Part Number	Description	Size	Amp
	AT04-12PD-PM15	12 Position, Receptacle with Flange, Pin, PanelMate™ AT, Self-Threading, Gasket, Standard Diameter Rear Seal (Red), Strain Relief, Keyed D, Brown Body (Requires Wedgelock AW12P)	16	13A
	AT04-12PA-PM16	12 Position, Receptacle with Flange, Pin, PanelMate™ AT, Self-Threading, Gasket, Reduced Diameter Rear Seal (Green), Strain Relief, Keyed A, Grey Body (Requires Wedgelock AW12P)	16	13A
	AT04-12PB-PM16	12 Position, Receptacle with Flange, Pin, PanelMate™ AT, Self-Threading, Gasket, Reduced Diameter Rear Seal (Green), Strain Relief, Keyed B, Black Body (Requires Wedgelock AW12P)	16	13A
	AT04-12PC-PM16	12 Position, Receptacle with Flange, Pin, PanelMate™ AT, Self-Threading, Gasket, Reduced Diameter Rear Seal (Green), Strain Relief, Keyed C, Green Body (Requires Wedgelock AW12P)	16	13A
	AT04-12PD-PM16	12 Position, Receptacle with Flange, Pin, PanelMate™ AT, Self-Threading, Gasket, Reduced Diameter Rear Seal (Green), Strain Relief, Keyed D, Brown Body (Requires Wedgelock AW12P)	16	13A
	AW12P	12 Position, Receptacle Wedgelock, PanelMate™ AT, Green	-	-


 13 Position - **PanelMate™ AT** Receptacles

	AT1612-13PB	13 Position, Receptacle with Flange, Pin, PanelMate™ AT, Self-Threading, No Gasket, End Cap, Standard Diameter Rear Seal (Red), Keyed B, Black Body (No Add'l Wedgelock Required)	12-16	13-25A
	AT1612-13PB-G	13 Position, Receptacle with Flange, Pin, PanelMate™ AT, Self-Threading, Gasket, Standard Diameter Rear Seal (Red), End Cap, Keyed B, Black Body (No Add'l Wedgelock Required)	12-16	13-25A
	AT1612-13PB-RD	13 Position, Receptacle with Flange, Pin, PanelMate™ AT, Self-Threading, No Gasket, Reduced Diameter Rear Seal (Green), End Cap, Keyed B, Black Body (No Add'l Wedgelock Required)	12-16	13-25A
	AT1612-13PB-RDG	13 Position, Receptacle with Flange, Pin, PanelMate™ AT, Self-Threading, Gasket, Reduced Diameter Rear Seal (Green), End Cap, Keyed B, Black Body (No Add'l Wedgelock Required)	12-16	13-25A










 2, 3, 4, 6, 8, 12 and 13 Position - **PanelMate™ AT** Gaskets

	AT04-XP-PM1X-G7	Gasket for 2, 3, 4, 6 Position, PanelMate™ AT Receptacles	-	-
	AT04-08PB-G7	Gasket for 8 Position, PanelMate™ AT Receptacle	-	-
	AT1612-PB-G7	Gasket for 12 & 13 Position, PanelMate™ AT Receptacle	-	-






 18 Position - **PanelMate™ AT** Receptacles

	AT16-18PA-PM11	18 Position, Receptacle with Flange, Pin, PanelMate™ AT, Self-Threading, Gasket, Reduced Diameter Rear Seal (Green), End Cap, Keyed A, Grey Body (No Add'l Wedgelock Required)	16	13A
---	----------------	--	----	-----

## 18 Position - PanelMate™ AT Receptacles, cont.

Image	Part Number	Description	Size	Amp
	AT16-18PB-PM11	18 Position, Receptacle with Flange, Pin, PanelMate™ AT, Self-Threading, Gasket, Reduced Diameter Rear Seal (Green), End Cap, Keyed B, Black Body (No Add'l Wedgelock Required)	16	13A
	AT16-18PC-PM11	18 Position, Receptacle with Flange, Pin, PanelMate™ AT, Self-Threading, Gasket, Reduced Diameter Rear Seal (Green), End Cap, Keyed C, Green Body (No Add'l Wedgelock Required)	16	13A
	AT16-18PD-PM11	18 Position, Receptacle with Flange, Pin, PanelMate™ AT, Self-Threading, Gasket, Reduced Diameter Rear Seal (Green), End Cap, Keyed D, Brown Body (No Add'l Wedgelock Required)	16	13A
	AT16-18PE-PM11	18 Position, Receptacle with Flange, Pin, PanelMate™ AT, Self-Threading, Gasket, Reduced Diameter Rear Seal (Green), End Cap, Keyed E, Grey Body (No Add'l Wedgelock Required)	16	13A
	AT16-18PA-PM15	18 Position, Receptacle with Flange, Pin, PanelMate™ AT, Self-Threading, Gasket, Reduced Diameter Rear Seal (Green), Strain Relief, Keyed A, Grey Body (No Add'l Wedgelock Required)	16	13A
	AT16-18PB-PM15	18 Position, Receptacle with Flange, Pin, PanelMate™ AT, Self-Threading, Gasket, Reduced Diameter Rear Seal (Green), Strain Relief, Keyed B, Black Body (No Add'l Wedgelock Required)	16	13A
	AT16-18PC-PM15	18 Position, Receptacle with Flange, Pin, PanelMate™ AT, Self-Threading, Gasket, Reduced Diameter Rear Seal (Green), Strain Relief, Keyed C, Green Body (No Add'l Wedgelock Required)	16	13A
	AT16-18PD-PM15	18 Position, Receptacle with Flange, Pin, PanelMate™ AT, Self-Threading, Gasket, Reduced Diameter Rear Seal (Green), Strain Relief, Keyed D, Brown Body (No Add'l Wedgelock Required)	16	13A
	AT16-18PE-PM15	18 Position, Receptacle with Flange, Pin, PanelMate™ AT, Self-Threading, Gasket, Reduced Diameter Rear Seal (Green), Strain Relief, Keyed E, Grey Body (No Add'l Wedgelock Required)	16	13A

## 2 Position - PanelMate™ AT 4 Hole Welded Flange Receptacles and Wedgelocks

	AT04-2P-L012	2 Position, Receptacle with 4 Hole Welded Flange, Pin, PanelMate™ AT, Standard Diameter Rear Seal (Red), Grey (Requires Wedgelock AW2P. Keyed Options Available.)	16	13A
	AW2P	2 Position, Receptacle Wedgelock, PanelMate™ AT, Green	-	-
	AW2P-A	2 Position, Receptacle Wedgelock, PanelMate™ AT, Grey	-	-
	AW2P-B	2 Position, Receptacle Wedgelock, PanelMate™ AT, Black	-	-
	AW2P-C	2 Position, Receptacle Wedgelock, PanelMate™ AT, Green	-	-
	AW2P-D	2 Position, Receptacle Wedgelock, PanelMate™ AT, Brown	-	-

**3 Position - PanelMate™ AT 4 Hole Welded Flange Receptacles and Wedgelocks**

Image	Part Number	Description	Size	Amp
	AT04-3P-L012	3 Position, Receptacle with 4 Hole Welded Flange, Pin, PanelMate™ AT, Standard Diameter Rear Seal (Red), Grey Body (Requires Wedgelock AW3P. Keyed Options Available.)	16	13A
	AT04-3P-LE08	3 Position, Receptacle with 4 Hole Welded Flange, Pin, PanelMate™ AT, Standard Diameter Rear Seal (Red), Shrink Boot End Cap, Grey Body (Requires Wedgelock AW3P. Keyed Options Available.)	16	13A
	AT04-3P-LE12	3 Position, Receptacle with 4 Hole Welded Flange, Pin, PanelMate™ AT, Standard Diameter Rear Seal (Red), Shrink Boot End Cap, Black Body (Requires Wedgelock AW3P. Keyed Options Available.)	16	13A
	AT04-3P-CL03	3 Position, Receptacle with 4 Hole Welded Flange, Pin, PanelMate™ AT, Reduced Diameter Rear Seal (Green), Grey Body (Requires Wedgelock AW3P. Keyed Options Available.)	16	13A
	AT04-3P-CL06	3 Position, Receptacle with 4 Hole Welded Flange, Pin, PanelMate™ AT, Reduced Diameter Rear Seal (Green), Black Body (Requires Wedgelock AW3P. Keyed Options Available.)	16	13A
	AW3P	3 Position, Receptacle Wedgelock, PanelMate™ AT, Green	-	-
	AW3P-J1939	3 Position, Receptacle Wedgelock, PanelMate™ AT, Keyed J-1939, Blue	-	-



**4 Position - PanelMate™ AT 4 Hole Welded Flange Receptacles and Wedgelocks**

	AT04-4P-L012	4 Position, Receptacle with 4 Hole Welded Flange, Pin, PanelMate™ AT, Standard Diameter Rear Seal (Red), Grey Body (Requires Wedgelock AW4P.)	16	13A
	AT04-4P-LE11	4 Position, Receptacle with 4 Hole Welded Flange, Pin, PanelMate™ AT, Standard Diameter Rear Seal (Red), End Cap, Black Body (Requires Wedgelock AW4P.)	16	13A
	AT04-4P-CL03	4 Position, Receptacle with 4 Hole Welded Flange, Pin, PanelMate™ AT, Reduced Diameter Rear Seal (Green), Grey Body (Requires Wedgelock AW4P.)	16	13A
	AT04-4P-CL06	4 Position, Receptacle with 4 Hole Welded Flange, Pin, PanelMate™ AT, Reduced Diameter Rear Seal (Green), Black Body (Requires Wedgelock AW4P.)	16	13A
	AW4P	4 Position, Receptacle Wedgelock, PanelMate™ AT, Green	-	-

**6 Position - PanelMate™ AT 4 Hole Welded Flange Receptacles and Wedgelocks**

	AT04-6P-L012	6 Position, Receptacle with 4 Hole Welded Flange, Pin, PanelMate™ AT, Standard Diameter Rear Seal (Red), Grey Body (Requires Wedgelock AW6P.)	16	13A
--	--------------	---	----	-----

6 Position - **PanelMate™ AT 4 Hole Welded Flange** Receptacles and Wedgelocks, cont.

Image	Part Number	Description	Size	Amp
	AT04-6P-CL06	6 Position, Receptacle with 4 Hole Welded Flange, Pin, PanelMate™ AT, Reduced Diameter Seal, Black Body (Requires Wedgelock AW6P.)	16	13A
	AW6P	6 Position, Receptacle Wedgelock, PanelMate™ AT, Green	-	-












 8 Position - **PanelMate™ AT 4 Hole Welded Flange** Receptacles and Wedgelocks

	AT04-08PA-CL03	8 Position, Receptacle with 4 Hole Welded Flange, Pin, PanelMate™ AT, Reduced Diameter Seal, Keyed A, Grey Body (Requires Wedgelock AW8P.)	16	13A
	AT04-08PA-CL06	8 Position, Receptacle with 4 Hole Welded Flange, Pin, PanelMate™ AT, Reduced Diameter Seal, Keyed A, Black Body (Requires Wedgelock AW8P.)	16	13A
	AT04-08PA-L012	8 Position, Receptacle with 4 Hole Welded Flange, Pin, PanelMate™ AT, Standard Diameter Rear Seal (Red), Keyed A, Grey Body (Requires Wedgelock AW8P.)	16	13A
	AT04-08PB-L012	8 Position, Receptacle with 4 Hole Welded Flange, Pin, PanelMate™ AT, Standard Diameter Rear Seal (Red), Keyed B, Black Body (Requires Wedgelock AW8P.)	16	13A
	AT04-08PC-L012	8 Position, Receptacle with 4 Hole Welded Flange, Pin, PanelMate™ AT, Standard Diameter Rear Seal (Red), Keyed C, Green Body (Requires Wedgelock AW8P.)	16	13A
	AT04-08PD-L012	8 Position, Receptacle with 4 Hole Welded Flange, Pin, PanelMate™ AT, Standard Diameter Rear Seal (Red), Keyed D, Brown Body (Requires Wedgelock AW8P.)	16	13A
	AT04-08PA-LE11	8 Position, Receptacle with 4 Hole Welded Flange, Pin, PanelMate™ AT, Standard Diameter Rear Seal (Red), Keyed A, End Cap, Black Body (Requires Wedgelock AW8P.)	16	13A
	AW8P	8 Position, Receptacle Wedgelock, PanelMate™ AT, Green	-	-

 12 Position - **PanelMate™ AT 4 Hole Welded Flange** Receptacles and Wedgelocks













	AT04-12PA-L012	12 Position, Receptacle with 4 Hole Welded Flange, Pin, PanelMate™ AT, Standard Diameter Rear Seal (Red), Keyed A, Grey Body (Requires Wedgelock AW12P.)	16	13A
---	----------------	--	----	-----

## 12 Position - PanelMate™ AT 4 Hole Welded Flange Receptacles and Wedgelocks, cont.





Image	Part Number	Description	Size	Amp
	AT04-12PB-L012	12 Position, Receptacle with 4 Hole Welded Flange, Pin, PanelMate™ AT, Standard Diameter Rear Seal (Red), Keyed B, Black Body (Requires Wedgelock AW12P.)	16	13A
	AT04-12PC-L012	12 Position, Receptacle with 4 Hole Welded Flange, Pin, PanelMate™ AT, Standard Diameter Rear Seal (Red), Keyed C, Green Body (Requires Wedgelock AW12P.)	16	13A
	AT04-12PD-L012	12 Position, Receptacle with 4 Hole Welded Flange, Pin, PanelMate™ AT, Standard Diameter Rear Seal (Red), Keyed D, Brown Body (Requires Wedgelock AW12P.)	16	13A
	AT04-12PA-LE07	12 Position, Receptacle with 4 Hole Welded Flange, Pin, PanelMate™ AT, Standard Diameter Rear Seal (Red), End Cap, Keyed A, Grey Body (Requires Wedgelock AW12P.)	16	13A
	AT04-12PB-LE07	12 Position, Receptacle with 4 Hole Welded Flange, Pin, PanelMate™ AT, Standard Diameter Rear Seal (Red), End Cap, Keyed B, Black Body (Requires Wedgelock AW12P.)	16	13A
	AT04-12PC-LE07	12 Position, Receptacle with 4 Hole Welded Flange, Pin, PanelMate™ AT, Standard Diameter Rear Seal (Red), End Cap, Keyed C, Green Body (Requires Wedgelock AW12P.)	16	13A
	AT04-12PD-LE07	12 Position, Receptacle with 4 Hole Welded Flange, Pin, PanelMate™ AT, Standard Diameter Rear Seal (Red), End Cap, Keyed D, Brown Body (Requires Wedgelock AW12P.)	16	13A
	AT04-12PA-LE14	12 Position, Receptacle with 4 Hole Welded Flange, Pin, PanelMate™ AT, Standard Diameter Rear Seal (Red), Keyed A, Black Body (Requires Wedgelock AW12P.)	16	13A
	AT04-12PA-BL04	12 Position, Receptacle with 4 Hole Welded Flange, Pin, PanelMate™ AT, Standard Diameter Rear Seal (Red), Keyed A, Enhanced Key, Grey Body (Requires Wedgelock AW12P.)	16	13A
	AT04-12PB-BL04	12 Position, Receptacle with 4 Hole Welded Flange, Pin, PanelMate™ AT, Standard Diameter Rear Seal (Red), Keyed B, Enhanced Key, Black Body (Requires Wedgelock AW12P.)	16	13A
	AT04-12PC-BL04	12 Position, Receptacle with 4 Hole Welded Flange, Pin, PanelMate™ AT, Standard Diameter Rear Seal (Red), Keyed C, Enhanced Key, Green Body (Requires Wedgelock AW12P.)	16	13A








## 12 Position - PanelMate™ AT 4 Hole Welded Flange Receptacles and Wedgelocks, cont.

Image	Part Number	Description	Size	Amp
	AT04-12PD-BL04	12 Position, Receptacle with 4 Hole Welded Flange, Pin, PanelMate™ AT, Standard Diameter Rear Seal (Red), Keyed D, Enhanced Key, Brown Body (Requires Wedgelock AW12P.)	16	13A
	AT04-12PA-BL05	12 Position, Receptacle with 4 Hole Welded Flange, Pin, PanelMate™ AT, Standard Diameter Rear Seal (Red), Keyed A, Enhanced Key, End Cap, Grey Body (Requires Wedgelock AW12P.)	16	13A
	AT04-12PB-BL05	12 Position, Receptacle with 4 Hole Welded Flange, Pin, PanelMate™ AT, Standard Diameter Rear Seal (Red), Keyed B, Enhanced Key, End Cap, Black Body (Requires Wedgelock AW12P.)	16	13A
	AT04-12PC-BL05	12 Position, Receptacle with 4 Hole Welded Flange, Pin, PanelMate™ AT, Standard Diameter Rear Seal (Red), Keyed C, Enhanced Key, End Cap, Green Body (Requires Wedgelock AW12P.)	16	13A
	AT04-12PD-BL05	12 Position, Receptacle with 4 Hole Welded Flange, Pin, PanelMate™ AT, Standard Diameter Rear Seal (Red), Keyed D, Enhanced Key, End Cap, Brown Body (Requires Wedgelock AW12P.)	16	13A
	AT04-12PA-BL08	12 Position, Receptacle with 4 Hole Welded Flange, Pin, PanelMate™ AT, Standard Diameter Rear Seal (Red), Keyed A, Enhanced Key, Black Body (Requires Wedgelock AW12P.)	16	13A
	AT04-12PA-CL03	12 Position, Receptacle with 4 Hole Welded Flange, Pin, PanelMate™ AT, Reduced Diameter Rear Seal (Green), Keyed A, Grey Body (Requires Wedgelock AW12P.)	16	13A
	AT04-12PB-CL03	12 Position, Receptacle with 4 Hole Welded Flange, Pin, PanelMate™ AT, Reduced Diameter Rear Seal (Green), Keyed B, Black Body (Requires Wedgelock AW12P.)	16	13A
	AT04-12PC-CL03	12 Position, Receptacle with 4 Hole Welded Flange, Pin, PanelMate™ AT, Reduced Diameter Rear Seal (Green), Keyed C, Green Body (Requires Wedgelock AW12P.)	16	13A
	AT04-12PD-CL03	12 Position, Receptacle with 4 Hole Welded Flange, Pin, PanelMate™ AT, Reduced Diameter Rear Seal (Green), Keyed D, Brown Body (Requires Wedgelock AW12P.)	16	13A
	AT04-12PA-CL06	12 Position, Receptacle with 4 Hole Welded Flange, Pin, PanelMate™ AT, Reduced Diameter Rear Seal (Green), Keyed A, Black Body (Requires Wedgelock AW12P.)	16	13A
	AW12P	12 Position, Receptacle Wedgelock, PanelMate™ AT, Green	-	-



3, 4, 8 and 12 Position - **PanelMate™ AT 4 Hole Welded Flange** Receptacle Gaskets

Image	Part Number	Description	Size	Amp
	AT3P-L012-GKT	Gasket for 3 Position Receptacle with 4 Hole Welded Flange, PanelMate™ AT, Closed Cell Sponge Rubber	-	-
	AT4P-L012-GKT	Gasket for 4 Position Receptacle with 4 Hole Welded Flange, PanelMate™ AT, Closed Cell Sponge Rubber	-	-
	AT8P-L012-GKT	Gasket for 8 Position Receptacle with 4 Hole Welded Flange, PanelMate™ AT, Closed Cell Sponge Rubber	-	-
	AT12-L012-GKT	Gasket for 12 Position Receptacle with 4 Hole Welded Flange, PanelMate™ AT, Closed Cell Sponge Rubber	-	-








 12 Position - **PanelMate™ ATM 4 Hole Welded Flange** Receptacle and Wedgelocks

	ATM04-12PA-PM01	12 Position, Receptacle with 4 Hole Welded Flange, Pin, PanelMate™ ATM, Standard Diameter Rear Seal (Red), Keyed A (Grey Insert), Grey Body (Requires Wedgelock AWM-12P)	20	7.5A
	ATM04-12PB-PM01	12 Position, Receptacle with 4 Hole Welded Flange, Pin, PanelMate™ ATM, Standard Diameter Rear Seal (Red), Keyed B (Black Insert), Grey Body (Requires Wedgelock AWM-12P)	20	7.5A
	ATM04-12PC-PM01	12 Position, Receptacle with 4 Hole Welded Flange, Pin, PanelMate™ ATM, Standard Diameter Rear Seal (Red), Keyed C (Green Insert), Grey Body (Requires Wedgelock AWM-12P)	20	7.5A
	ATM04-12PD-PM01	12 Position, Receptacle with 4 Hole Welded Flange, Pin, PanelMate™ ATM, Standard Diameter Rear Seal (Red), Keyed D (Brown Insert), Grey Body (Requires Wedgelock AWM-12P)	20	7.5A
	AWM-12P	12 Position, Receptacle Wedgelock, PanelMate™ ATM, Green	-	-













 2 Position - **PanelMate™ ATP** Receptacles and Wedgelocks

	ATP04-2P-PM07G	2 Position, Receptacle with Flange, Pin, PanelMate™ ATP, Self-Threading, Gasket, Standard Diameter Rear Seal (Red), Black Body (Requires Wedgelock AWP-2P. Keyed Options Available.)	12	25A
	ATP04-2P-PM07GEC	2 Position, Receptacle with Flange, Pin, PanelMate™ ATP, Self-Threading, Gasket, Standard Diameter Rear Seal (Red), End Cap, Black Body (Requires Wedgelock AWP-2P. Keyed Options Available.)	12	25A
















## 4 Position - PanelMate™ ATP Receptacles and Wedgelocks, cont.

Image	Part Number	Description	Size	Amp
	ATP04-2P-PM08G	2 Position, Receptacle with Flange, Pin, PanelMate™ ATP, Self-Threading, Gasket, Standard Diameter Rear Seal (Red), Grey Body (Requires Wedgelock AWP-2P. Keyed Options Available.)	12	25A
	ATP04-2P-PM08GEC	2 Position, Receptacle with Flange, Pin, PanelMate™ ATP, Self-Threading, Gasket, Standard Diameter Rear Seal (Red), End Cap, Grey Body (Requires Wedgelock AWP-2P. Keyed Options Available.)	12	25A
	AWP-2P	2 Position, Receptacle Wedgelock, PanelMate™ ATP, Standard Orange	-	-
	AWP-2PA	2 Position, Receptacle Wedgelock, PanelMate™ ATP, Keyed A, Grey	-	-
	AWP-2PB	2 Position, Receptacle Wedgelock, PanelMate™ ATP, Keyed B, Black	-	-
	AWP-2PC	2 Position, Receptacle Wedgelock, PanelMate™ ATP, Keyed C, Green	-	-
	AWP-2PD	2 Position, Receptacle Wedgelock, PanelMate™ ATP, Keyed D, Brown	-	-













## 4 Position - PanelMate™ ATP Receptacles and Wedgelocks

	ATP04-4P-PM01	4 Position, Receptacle with Flange, Pin, PanelMate™ ATP, Standard Diameter Rear Seal (Red), Grey Body (Requires Wedgelock AWP-4P)	12	25A
	ATP04-4P-PM02	4 Position, Receptacle with Flange, Pin, PanelMate™ ATP, Standard Diameter Rear Seal (Red), End Cap, Grey Body (Requires Wedgelock AWP-4P)	12	25A
	ATP04-4P-PM07G	4 Position, Receptacle with Flange, Pin, PanelMate™ ATP, Self-Threading, Gasket, Standard Diameter Rear Seal (Red), Black Body (Requires Wedgelock AWP-4P. Keyed Options Available.)	12	25A
	ATP04-4P-PM07GEC	4 Position, Receptacle with Flange, Pin, PanelMate™ ATP, Self-Threading, Gasket, Standard Diameter Rear Seal (Red), End Cap, Black Body (Requires Wedgelock AWP-4P. Keyed Options Available.)	12	25A
	ATP04-4P-PM08G	4 Position, Receptacle with Flange, Pin, PanelMate™ ATP, Self-Threading, Gasket, Standard Diameter Rear Seal (Red), Grey Body (Requires Wedgelock AWP-4P. Keyed Options Available.)	12	25A
	ATP04-4P-PM08GEC	4 Position, Receptacle with Flange, Pin, PanelMate™ ATP, Self-Threading, Gasket, Standard Diameter Rear Seal (Red), End Cap, Grey Body (Requires Wedgelock AWP-4P. Keyed Options Available.)	12	25A
	AWP-4P	4 Position, Receptacle Wedgelock, PanelMate™ ATP, Standard Orange	-	-
	AWP-4PA	4 Position, Receptacle Wedgelock, PanelMate™ ATP, Keyed A, Grey	-	-
	AWP-4PB	4 Position, Receptacle Wedgelock, PanelMate™ ATP, Keyed B, Black	-	-
	AWP-4PC	4 Position, Receptacle Wedgelock, PanelMate™ ATP, Keyed C, Green	-	-
	AWP-4PD	4 Position, Receptacle Wedgelock, PanelMate™ ATP, Keyed D, Brown	-	-
	ATP4P-L012-GKT	Gasket For 4 Position Receptacle with Flange, Panelmate™ ATP (Use with ATP04-4P-PM01/PM02)	-	-


## 6 Position - PanelMate™ ATP Receptacles and Wedgelocks

Image	Part Number	Description	Size	Amp
	ATP04-6P-PM05	6 Position, Receptacle with Flange, Pin, PanelMate™ ATP, Threaded Insert, Gasket, Standard Diameter Rear Seal (Red), Grey Body (Requires Wedgelock AWP-6P. Keyed Options Available.)	12	25A
	ATP04-6P-PM05BK	6 Position, Receptacle with Flange, Pin, PanelMate™ ATP, Threaded Insert, Gasket, Standard Diameter Rear Seal (Red), Black Body (Requires Wedgelock AWP-6P. Keyed Options Available.)	12	25A
	ATP04-6P-PM05EC	6 Position, Receptacle with Flange, Pin, PanelMate™ ATP, Threaded Insert, Gasket, Standard Diameter Rear Seal (Red), End Cap, Grey Body (Requires Wedgelock AWP-6P. Keyed Options Available.)	12	25A
	ATP04-6P-PM05ECBK	6 Position, Receptacle with Flange, Pin, PanelMate™ ATP, Threaded Insert, Gasket, Standard Diameter Rear Seal (Red), End Cap, Black Body (Requires Wedgelock AWP-6P. Keyed Options Available.)	12	25A
	ATP04-6P-PM05SR	6 Position, Receptacle with Flange, Pin, PanelMate™ ATP, Threaded Insert, Gasket, Standard Diameter Rear Seal (Red), Strain Relief, Grey Body (Requires Wedgelock AWP-6P. Keyed Options Available.)	12	25A
	ATP04-6P-PM05SRBK	6 Position, Receptacle with Flange, Pin, PanelMate™ ATP, Threaded Insert, Gasket, Standard Diameter Rear Seal (Red), Strain Relief, Black Body (Requires Wedgelock AWP-6P. Keyed Options Available.)	12	25A
	ATP04-6P-PM06	6 Position, Receptacle with Flange, Pin, PanelMate™ ATP, Threaded Insert, Gasket, Reduced Diameter Rear Seal (Green), Grey Body (Requires Wedgelock AWP-6P. Keyed Options Available.)	12	25A
	ATP04-6P-PM06BK	6 Position, Receptacle with Flange, Pin, PanelMate™ ATP, Threaded Insert, Gasket, Reduced Diameter Rear Seal (Green), Black Body (Requires Wedgelock AWP-6P. Keyed Options Available.)	12	25A
	ATP04-6P-PM06EC	6 Position, Receptacle with Flange, Pin, PanelMate™ ATP, Threaded Insert, Gasket, Reduced Diameter Rear Seal (Green), End Cap, Grey Body (Requires Wedgelock AWP-6P. Keyed Options Available.)	12	25A
	ATP04-6P-PM06ECBK	6 Position, Receptacle with Flange, Pin, PanelMate™ ATP, Threaded Insert, Gasket, Reduced Diameter Rear Seal (Green), End Cap, Black Body (Requires Wedgelock AWP-6P. Keyed Options Available.)	12	25A
	ATP04-6P-PM06SR	6 Position, Receptacle with Flange, Pin, PanelMate™ ATP, Threaded Insert, Gasket, Reduced Diameter Rear Seal (Green), Strain Relief, Grey Body (Requires Wedgelock AWP-6P. Keyed Options Available.)	12	25A
	ATP04-6P-PM06SRBK	6 Position, Receptacle with Flange, Pin, PanelMate™ ATP, Threaded Insert, Gasket, Reduced Diameter Rear Seal (Green), Strain Relief, Black Body (Requires Wedgelock AWP-6P. Keyed Options Available.)	12	25A
	ATP04-6P-PM11	6 Position, Receptacle with Flange, Pin, PanelMate™ ATP, Self-Threading, Gasket, Standard Diameter Rear Seal (Red), Grey Body (Requires Wedgelock AWP-6P. Keyed Options Available.)	12	25A
	ATP04-6P-PM11BK	6 Position, Receptacle with Flange, Pin, PanelMate™ ATP, Self-Threading, Gasket, Standard Diameter Rear Seal (Red), Black Body (Requires Wedgelock AWP-6P. Keyed Options Available.)	12	25A
	ATP04-6P-PM12	6 Position, Receptacle with Flange, Pin, PanelMate™ ATP, Self-Threading, Gasket, Reduced Diameter Rear Seal (Green), Grey Body (Requires Wedgelock AWP-6P. Keyed Options Available.)	12	25A

6 Position - **PanelMate™ ATP** Receptacles and Wedgelocks, cont.




Image	Part Number	Description	Size	Amp
	ATP04-6P-PM12BK	6 Position, Receptacle with Flange, Pin, PanelMate™ ATP, Self-Threading, Gasket, Reduced Diameter Rear Seal (Green), Black Body (Requires Wedgelock AWP-6P. Keyed Options Available.)	12	25A
	ATP04-6P-PM13	6 Position, Receptacle with Flange, Pin, PanelMate™ ATP, Self-Threading, Gasket, End Cap, Grey Body (Requires Wedgelock AWP-6P. Keyed Options Available.)	12	25A
	ATP04-6P-PM13BK	6 Position, Receptacle with Flange, Pin, PanelMate™ ATP, Self-Threading, Gasket, End Cap, Black Body (Requires Wedgelock AWP-6P. Keyed Options Available.)	12	25A
	ATP04-6P-PM14	6 Position, Receptacle with Flange, Pin, PanelMate™ ATP, Self-Threading, Gasket, Reduced Diameter Rear Seal (Green), End Cap, Grey Body (Requires Wedgelock AWP-6P. Keyed Options Available.)	12	25A
	ATP04-6P-PM14BK	6 Position, Receptacle with Flange, Pin, PanelMate™ ATP, Self-Threading, Gasket, Reduced Diameter Rear Seal (Green), End Cap, Black Body (Requires Wedgelock AWP-6P. Keyed Options Available.)	12	25A
	ATP04-6P-PM15	6 Position, Receptacle with Flange, Pin, PanelMate™ ATP, Self-Threading, Gasket, Strain Relief, Grey Body (Requires Wedgelock AWP-6P. Keyed Options Available.)	12	25A
	ATP04-6P-PM15BK	6 Position, Receptacle with Flange, Pin, PanelMate™ ATP, Self-Threading, Gasket, Strain Relief, Black Body (Requires Wedgelock AWP-6P. Keyed Options Available.)	12	25A
	ATP04-6P-PM16	6 Position, Receptacle with Flange, Pin, PanelMate™ ATP, Self-Threading, Gasket, Reduced Diameter Rear Seal (Green), Strain Relief, Grey Body (Requires Wedgelock AWP-6P. Keyed Options Available.)	12	25A
	ATP04-6P-PM16BK	6 Position, Receptacle with Flange, Pin, PanelMate™ ATP, Self-Threading, Gasket, Reduced Diameter Rear Seal (Green), Strain Relief, Black Body (Requires Wedgelock AWP-6P. Keyed Options Available.)	12	25A
	AWP-6P	6 Position, ATP Series™, Receptacle Wedgelock, Standard Orange	-	-
	AWP-6PA	6 Position, ATP Series™, Receptacle Wedgelock, Keyed A, Grey	-	-
	AWP-6PB	6 Position, ATP Series™, Receptacle Wedgelock, Keyed B, Black	-	-

 Single Position - **PanelMate™ ATHD** Receptacles

	ATHD04-1-4P-L009	Single Position, Receptacle with Inside Mount Sealed Flange, Pin, Size 4, PanelMate™ ATHD, Self-Threading, Gasket, Standard Diameter Rear Seal (Red), Black Body	4	100A
	ATHD04-1-4P-L013	Single Position, Receptacle with Outside Mount Sealed Flange, Pin, Size 4, PanelMate™ ATHD, Self-Threading, Gasket, Standard Diameter Rear Seal (Red), Black Body	4	100A
	ATHD04-1-8P-PM05	Single Position, Receptacle with Flange, Pin, Size 8, PanelMate™ ATHD, Threaded Insert, Gasket, Standard Diameter Rear Seal (Red), Black Body	8	60A



Single Position - PanelMate™ ATHD Receptacles, cont.

Image	Part Number	Description	Size	Amp
	ATHD04-1-8P-PM11	Single Position, Receptacle with Flange, Pin, Size 8, PanelMate™ ATHD, Self-Threading, Gasket, Standard Diameter Rear Seal (Red), Black Body	8	60A
	ATHD04-1-12P-PM05	Single Position, Receptacle with Flange, Pin, Size 12, PanelMate™ ATHD, Threaded Insert, Gasket, Standard Diameter Rear Seal (Red), Black Body	12	25A
	ATHD04-1-12P-PM11	Single Position, Receptacle with Flange, Pin, Size 12, PanelMate™ ATHD, Self-Threading, Gasket, Standard Diameter Rear Seal (Red), Black Body	12	25A

**For more information, contact:** Customer Service, +1 800 394 7732, [csr@amphenol-sine.com](mailto:csr@amphenol-sine.com)

© 2018 Amphenol Sine Systems Corporation, 44274 Morley Drive, Clinton Township MI 48036 USA. [www.amphenol-sine.com](http://www.amphenol-sine.com). Customer Service +1 800 394 7732  
Every effort has been made to ensure that the information contained in this document is accurate at the time of publication. Specifications or information stated in this document are subject to change without notice.



## Field-Serviceable, Splicing Solution

Amphenol Sine Systems' **SpeedSplice™** product is our field-serviceable splicing solution which can be used to repair damaged electrical connections. Made of silicone rubber with an IP67 rating, our **SpeedSplice™** houses an environmentally-sealed, mated pair of contacts, with an **Integrated Contact Retention System**, ensuring your repairs will withstand harsh environmental conditions. For use with A Series™ Common Contacts in Size 12 & 16 Machined/Stamped & Formed. Available in individual piece or as a Kit.

**Applications:** Heavy Equipment, Agricultural, Automotive, Military, Alternate Energy, and other demanding interconnect applications.

### Key Features

- Available in **Size 12**, 10-14AWG, 25A, 250V
- Available in **Size 16**, 14-20AWG, 13A, 250V
- Operating Temperature -55°C to +125°C


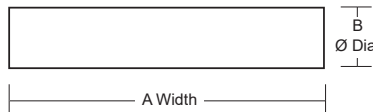


Image	Part Number	Description	AWG	Amps	A Width	B Ø Dia.	Insulation O.D. Range
	<a href="#">ATSS-12-00</a>	SpeedSplice™, Size 12, Single Terminal Connection For use with Machined Contacts, such as: AT60-204-12141, AT62-203-12141, etc. For use with Stamped&Formed Contacts, such as: AT60-12-0166, AT62-12-0166, etc.	10-14	25A	62.4 mm	11.3 mm	3.40 mm - 4.30 mm (.134 in - .170 in)
	<a href="#">ATSS-12-KIT01</a>	SpeedSplice™, Size 12, Single Terminal Connection, Kit (1) ATSS-12-00 SpeedSplice™ Seal (1) AT60-204-12141 Machined Male Contact (1) AT62-203-12141 Machined Female Contact	12-14	25A	62.4 mm	11.3 mm	3.40 mm - 4.32 mm (.134 in - .170 in)
	<a href="#">ATSS-16-00</a>	SpeedSplice™, Size 16, Single Terminal Connection For use with Machined Contacts, such as: AT60-202-16141, AT62-201-16141, etc. For use with Stamped&Formed Contacts, such as: AT60-16-0122, AT62-16-0122, etc.	14-20	13A	62.1 mm	8.8 mm	2.54 mm - 3.40 mm (.100 in - .134 in)
	<a href="#">ATSS-16-KIT01</a>	SpeedSplice™, Size 16, Single Terminal Connection, Kit (1) ATSS-16-00 SpeedSplice™ Seal (1) AT60-202-16141 Machined Male Contact (1) AT62-201-16141 Machined Female Contact	14-20	13A	62.1 mm	8.8 mm	2.54 mm - 3.40 mm (.100 in - .134 in)
	<a href="#">ATSS-16-KIT02</a>	SpeedSplice™, Size 16, Single Terminal Connection, Kit (1) ATSS-16-00 SpeedSplice™ Seal (1) AT60-215-16141 Machined Male Contact (1) AT62-209-16141 Machined Female Contact	14	13A	62.1 mm	8.8 mm	2.54 mm - 3.40 mm (.100 in - .134 in)



Standard products. Custom solutions  
Customer Service +1 800 394 7732


**For more information, contact:** Customer Service, +1 800 394 7732, [csr@amphenol-sine.com](mailto:csr@amphenol-sine.com)

© 2019 Amphenol Sine Systems Corporation, 44274 Morley Drive, Clinton Township MI 48036 USA. [www.amphenol-sine.com](http://www.amphenol-sine.com). Customer Service +1 800 394 7732  
Every effort has been made to ensure that the information contained in this document is accurate at the time of publication. Specifications or information stated in this document are subject to change without notice. 07/2020



# SP Structure+™ Family

## Overmold Compatible Connectors



- StructurePlus™ AT: 2, 3, 4, 6, 8, and 12 position
- StructurePlus™ AT LED: 2 position
- StructurePlus™ ATP: 6 position
- StructurePlus™ ATHD: Single position

Amphenol Sine Systems' **StructurePlus™ Family** of overmold compatible connectors are an **engineered, one-piece, solid body construction and are specifically designed for cable assembly operations requiring custom molding or shrink tube requirements.** The added connector structure results in enhanced connection integrity that is an essential component for connecting cable in harsh environments. IP ratings vary depending on series. The **StructurePlus™** feature retains their respective performance characteristics for each product series.

### Key Features

- Engineered one-piece solid body construction, eliminates previously required snap-on-back shell
- Front and Rear Seals (Standard or Reduced Diameter Rear Seals Available)
- Intermatable with industry standard connectors



**Potential Applications:** Heavy Duty, Transportation, Marine, Diagnostic, Military, Alternative Energy, Agricultural as well as other demanding interconnect applications.

### Technical Specifications

Operating Temperature	-55°C to +125°C
Max Current	13A ( <b>StructurePlus™ AT/LED</b> ) 25A ( <b>StructurePlus™ ATP</b> ) 25-60A ( <b>StructurePlus™ ATHD</b> )
Housing/Wedge Body	Thermoplastic
Seals	Silicone Elastomer
Wire Range (AWG)	14-20AWG ( <b>StructurePlus™ AT/LED</b> ) 10-14AWG ( <b>StructurePlus™ ATP</b> ) 6AWG ( <b>StructurePlus™ ATHD</b> )
Contacts	Copper Alloy, Nickel-Plated
IP Rating	IP67 mated ( <b>StructurePlus™ AT/LED</b> ) IP68 1M of water for 24 hours ( <b>StructurePlus™ ATP</b> ) IP69K mated ( <b>StructurePlus™ ATHD</b> )
Vibration	Continued continuity without degradation to mechanical or physical attributes following vibration. (max acceleration 20 g's at Sine sweep of 10-2000Hz)

Dielectric Value	Less than 2 milliamps current leakage at 1500V AC
Corrosion Resistance	No evidence of corrosion after 48 hours of salt spray per MIL-STD1344, method 1001.
Fluid Resistance	Connectors show no damage when exposed to most fluids used in industrial application.
Insulation Resistance	1000 megohms minimum 25°C
Thermal Cycle	No cracking, chipping or leaking after 20 test cycles from -55°C to +125°C.
Physical Shock	No unlocking, unmating or other unsatisfactory results during or after 50 G's in each of three usually perpendicular planes. No electrical discontinuities longer than 1 microsecond. MIL-STD 202. Method 213, Condition "C".
Vibration	Maintains continuity and exhibits no mechanical or physical damage after vibration levels of 20 G's at 10-2000 Hz.
Mating Cycles	>100


















### A Series™ Family









Standard products. Custom solutions  
Customer Service +1 800 394 7732


2 Position - **StructurePlus™ AT** Plugs and Wedgelocks

Image	Part Number	Description	Size	Amp
	AT06-2S-OMBLK	2 Position, Plug, Socket, StructurePlus™ AT, Standard Diameter Rear Seal (Red), Black Body (Requires Wedgelock AW2S. Keyed Options Available.)	16	13
	AT06-2S-OMRDBLK	2 Position, Plug, Socket, StructurePlus™ AT, Reduced Diameter Rear Seal (Green), Black Body (Requires Wedgelock AW2S. Keyed Options Available.)	16	13
	AT06-2S-OMBLU	2 Position, Plug, Socket, StructurePlus™ AT, Standard Diameter Rear Seal (Red), Blue Body (Requires Wedgelock AW2S. Keyed Options Available.)	16	13
	AT06-2S-OMRDBLU	2 Position, Plug, Socket, StructurePlus™ AT, Reduced Diameter Rear Seal (Green), Blue Body (Requires Wedgelock AW2S. Keyed Options Available.)	16	13
	AT06-2S-OMBRN	2 Position, Plug, Socket, StructurePlus™ AT, Standard Diameter Rear Seal (Red), Brown Body (Requires Wedgelock AW2S. Keyed Options Available.)	16	13
	AT06-2S-OMRDBRN	2 Position, Plug, Socket, StructurePlus™ AT, Reduced Diameter Rear Seal (Green), Brown Body (Requires Wedgelock AW2S. Keyed Options Available.)	16	13
	AT06-2S-OMGRN	2 Position, Plug, Socket, StructurePlus™ AT, Standard Diameter Rear Seal (Red), Green Body (Requires Wedgelock AW2S. Keyed Options Available.)	16	13
	AT06-2S-OMRDGRN	2 Position, Plug, Socket, StructurePlus™ AT, Reduced Diameter Rear Seal (Green), Green Body (Requires Wedgelock AW2S. Keyed Options Available.)	16	13
	AT06-2S-OMGRY	2 Position, Plug, Socket, StructurePlus™ AT, Standard Diameter Rear Seal (Red), Grey Body (Requires Wedgelock AW2S. Keyed Options Available.)	16	13
	AT06-2S-OMRDGRY	2 Position, Plug, Socket, StructurePlus™ AT, Reduced Diameter Rear Seal (Green), Grey Body (Requires Wedgelock AW2S. Keyed Options Available.)	16	13
	AT06-2S-OMRED	2 Position, Plug, Socket, StructurePlus™ AT, Standard Diameter Rear Seal (Red), Red Body (Requires Wedgelock AW2S. Keyed Options Available.)	16	13
	AT06-2S-OMRDRED	2 Position, Plug, Socket, StructurePlus™ AT, Reduced Diameter Rear Seal (Green), Red Body (Requires Wedgelock AW2S. Keyed Options Available.)	16	13
	AT06-2S-OMWHT	2 Position, Plug, Socket, StructurePlus™ AT, Standard Diameter Rear Seal (Red), White Body (Requires Wedgelock AW2S. Keyed Options Available.)	16	13
	AT06-2S-OMRDWHT	2 Position, Plug, Socket, StructurePlus™ AT, Reduced Diameter Rear Seal (Green), White Body (Requires Wedgelock AW2S. Keyed Options Available.)	16	13
	AT06-2S-OMYEL	2 Position, Plug, Socket, StructurePlus™ AT, Standard Diameter Rear Seal (Red), Yellow Body (Requires Wedgelock AW2S. Keyed Options Available.)	16	13

2 Position - **StructurePlus™ AT** Plugs and Wedgelocks, cont.

Image	Part Number	Description	Size	Amp
	AT06-2S-OMRDYEL	2 Position, Plug, Socket, StructurePlus™ AT, Reduced Diameter Rear Seal (Green), Yellow Body (Requires Wedgelock AW2S. Keyed Options Available.)	16	13
	AW2S	2 Position, Plug Wedgelock, StructurePlus™ AT, Green	-	-
	AW2S-A	2 Position, Plug Wedgelock, StructurePlus™ AT, Keyed A, Grey	-	-
	AW2S-B	2 Position, Plug Wedgelock, StructurePlus™ AT, Keyed B, Black	-	-
	AW2S-C	2 Position, Plug Wedgelock, StructurePlus™ AT, Keyed C, Green	-	-
	AW2S-D	2 Position, Plug Wedgelock, StructurePlus™ AT, Keyed D, Brown	-	-

 3 Position - **StructurePlus™ AT** Plugs and Wedgelocks

	AT06-3S-OMBLK	3 Position, Plug, Socket, StructurePlus™ AT, Standard Diameter Rear Seal (Red), Black Body (Requires Wedgelock AW3S.)	16	13
	AT06-3S-OMRDBLK	3 Position, Plug, Socket, StructurePlus™ AT, Reduced Diameter Rear Seal (Green), Black Body (Requires Wedgelock AW3S.)	16	13
	AT06-3S-OMBLU	3 Position, Plug, Socket, StructurePlus™ AT, Standard Diameter Rear Seal (Red), Blue Body (Requires Wedgelock AW3S.)	16	13
	AT06-3S-OMRDBLU	3 Position, Plug, Socket, StructurePlus™ AT, Reduced Diameter Rear Seal (Green), Blue Body (Requires Wedgelock AW3S.)	16	13
	AT06-3S-OMBRN	3 Position, Plug, Socket, StructurePlus™ AT, Standard Diameter Rear Seal (Red), Brown Body (Requires Wedgelock AW3S.)	16	13
	AT06-3S-OMRDBRN	3 Position, Plug, Socket, StructurePlus™ AT, Reduced Diameter Rear Seal (Green), Brown Body (Requires Wedgelock AW3S.)	16	13
	AT06-3S-OMGRN	3 Position, Plug, Socket, StructurePlus™ AT, Standard Diameter Rear Seal (Red), Green Body (Requires Wedgelock AW3S.)	16	13
	AT06-3S-OMRDGRN	3 Position, Plug, Socket, StructurePlus™ AT, Reduced Diameter Rear Seal (Green), Green Body (Requires Wedgelock AW3S.)	16	13
	AT06-3S-OMGRY	3 Position, Plug, Socket, StructurePlus™ AT, Standard Diameter Rear Seal (Red), Grey Body (Requires Wedgelock AW3S.)	16	13
	AT06-3S-OMRDGRY	3 Position, Plug, Socket, StructurePlus™ AT, Reduced Diameter Rear Seal (Green), Grey Body (Requires Wedgelock AW3S.)	16	13



2 Position - **StructurePlus™ AT** Plugs and Wedgelocks, cont.

Image	Part Number	Description	Size	Amp
	AT06-3S-OMRED	3 Position, Plug, Socket, StructurePlus™ AT, Standard Diameter Rear Seal (Red), Red Body (Requires Wedgelock AW3S.)	16	13
	AT06-3S-OMRDRED	3 Position, Plug, Socket, StructurePlus™ AT, Reduced Diameter Rear Seal (Green), Red Body (Requires Wedgelock AW3S.)	16	13
	AT06-3S-OMWHT	3 Position, Plug, Socket, StructurePlus™ AT, Standard Diameter Rear Seal (Red), White Body (Requires Wedgelock AW3S.)	16	13
	AT06-3S-OMRDWHT	3 Position, Plug, Socket, StructurePlus™ AT, Reduced Diameter Rear Seal (Green), White Body (Requires Wedgelock AW3S.)	16	13
	AT06-3S-OMYEL	3 Position, Plug, Socket, StructurePlus™ AT, Standard Diameter Rear Seal (Red), Yellow Body (Requires Wedgelock AW3S.)	16	13
	AT06-3S-OMRDYEL	3 Position, Plug, Socket, StructurePlus™ AT, Reduced Diameter Rear Seal (Green), Yellow Body (Requires Wedgelock AW3S.)	16	13
	AW3S	3 Position, Plug Wedgelock, StructurePlus™ AT, Green	-	-







4 Position - **StructurePlus™ AT** Plugs and Wedgelocks

	AT06-4S-OMBLK	4 Position, Plug, Socket, StructurePlus™ AT, Standard Diameter Rear Seal (Red), Black Body (Requires Wedgelock AW4S.)	16	13
	AT06-4S-OMRDBLK	4 Position, Plug, Socket, StructurePlus™ AT, Reduced Diameter Rear Seal (Green), Black Body (Requires Wedgelock AW4S.)	16	13
	AT06-4S-OMBLU	4 Position, Plug, Socket, StructurePlus™ AT, Standard Diameter Rear Seal (Red), Blue Body (Requires Wedgelock AW4S.)	16	13
	AT06-4S-OMRDBLU	4 Position, Plug, Socket, StructurePlus™ AT, Reduced Diameter Rear Seal (Green), Blue Body (Requires Wedgelock AW4S.)	16	13
	AT06-4S-OMBRN	4 Position, Plug, Socket, StructurePlus™ AT, Standard Diameter Rear Seal (Red), Brown Body (Requires Wedgelock AW4S.)	16	13
	AT06-4S-OMRDBRN	4 Position, Plug, Socket, StructurePlus™ AT, Reduced Diameter Rear Seal (Green), Brown Body (Requires Wedgelock AW4S.)	16	13
	AT06-4S-OMGRN	4 Position, Plug, Socket, StructurePlus™ AT, Standard Diameter Rear Seal (Red), Green Body (Requires Wedgelock AW4S.)	16	13
	AT06-4S-OMRDGRN	4 Position, Plug, Socket, StructurePlus™ AT, Reduced Diameter Rear Seal (Green), Green Body (Requires Wedgelock AW4S.)	16	13

4 Position - **StructurePlus™ AT** Plugs and Wedgelocks, cont.

Image	Part Number	Description	Size	Amp
	AT06-4S-OMGRY	4 Position, Plug, Socket, StructurePlus™ AT, Standard Diameter Rear Seal (Red), Grey Body (Requires Wedgelock AW4S.)	16	13
	AT06-4S-OMRDWHT	4 Position, Plug, Socket, StructurePlus™ AT, Reduced Diameter Rear Seal (Green), Grey Body (Requires Wedgelock AW4S.)	16	13
	AT06-4S-OMRED	4 Position, Plug, Socket, StructurePlus™ AT, Standard Diameter Rear Seal (Red), Red Body (Requires Wedgelock AW4S.)	16	13
	AT06-4S-OMRDRED	4 Position, Plug, Socket, StructurePlus™ AT, Reduced Diameter Rear Seal (Green), Red Body (Requires Wedgelock AW4S.)	16	13
	AT06-4S-OMWHT	4 Position, Plug, Socket, StructurePlus™ AT, Standard Diameter Rear Seal (Red), White Body (Requires Wedgelock AW4S.)	16	13
	AT06-4S-OMRDWHT	4 Position, Plug, Socket, StructurePlus™ AT, Reduced Diameter Rear Seal (Green), White Body (Requires Wedgelock AW4S.)	16	13
	AT06-4S-OMYEL	4 Position, Plug, Socket, StructurePlus™ AT, Standard Diameter Rear Seal (Red), Yellow Body (Requires Wedgelock AW4S.)	16	13
	AT06-4S-OMRDYEL	4 Position, Plug, Socket, StructurePlus™ AT, Reduced Diameter Rear Seal (Green), Yellow Body (Requires Wedgelock AW4S.)	16	13
	AW4S	4 Position, Plug Wedgelock, StructurePlus™ AT, Green	-	-




 6 Position - **StructurePlus™ AT** Plugs and Wedgelocks

	AT06-6S-OMBLK	6 Position, Plug, Socket, StructurePlus™ AT, Standard Diameter Rear Seal (Red), Black Body (Requires Wedgelock AW6S. Keyed Options Available.)	16	13
	AT06-6S-OMRDBLK	6 Position, Plug, Socket, StructurePlus™ AT, Reduced Diameter Rear Seal (Green), Black Body (Requires Wedgelock AW6S. Keyed Options Available.)	16	13
	AT06-6S-OMBLU	6 Position, Plug, Socket, StructurePlus™ AT, Standard Diameter Rear Seal (Red), Blue Body (Requires Wedgelock AW6S. Keyed Options Available.)	16	13
	AT06-6S-OMRDBLU	6 Position, Plug, Socket, StructurePlus™ AT, Reduced Diameter Rear Seal (Green), Blue Body (Requires Wedgelock AW6S. Keyed Options Available.)	16	13
	AT06-6S-OMBRN	6 Position, Plug, Socket, StructurePlus™ AT, Standard Diameter Rear Seal (Red), Brown Body (Requires Wedgelock AW6S. Keyed Options Available.)	16	13
	AT06-6S-OMRDBRN	6 Position, Plug, Socket, StructurePlus™ AT, Reduced Diameter Rear Seal (Green), Brown Body (Requires Wedgelock AW6S. Keyed Options Available.)	16	13







6 Position - **StructurePlus™ AT** Plugs and Wedgelocks, cont.

Image	Part Number	Description	Size	Amp
	AT06-6S-OMGRN	6 Position, Plug, Socket, StructurePlus™ AT, Standard Diameter Rear Seal (Red), Green Body (Requires Wedgelock AW6S. Keyed Options Available.)	16	13
	AT06-6S-OMRDGRN	6 Position, Plug, Socket, StructurePlus™ AT, Reduced Diameter Rear Seal (Green), Green Body (Requires Wedgelock AW6S. Keyed Options Available.)	16	13
	AT06-6S-OMGRY	6 Position, Plug, Socket, StructurePlus™ AT, Standard Diameter Rear Seal (Red), Grey Body (Requires Wedgelock AW6S. Keyed Options Available.)	16	13
	AT06-6S-OMRDGRY	6 Position, Plug, Socket, StructurePlus™ AT, Reduced Diameter Rear Seal (Green), Grey Body (Requires Wedgelock AW6S. Keyed Options Available.)	16	13
	AT06-6S-OMRED	6 Position, Plug, Socket, StructurePlus™ AT, Standard Diameter Rear Seal (Red), Red Body (Requires Wedgelock AW6S. Keyed Options Available.)	16	13
	AT06-6S-OMRDRED	6 Position, Plug, Socket, StructurePlus™ AT, Reduced Diameter Rear Seal (Green), Red Body (Requires Wedgelock AW6S. Keyed Options Available.)	16	13
	AT06-6S-OMWHT	6 Position, Plug, Socket, StructurePlus™ AT, Standard Diameter Rear Seal (Red), White Body (Requires Wedgelock AW6S. Keyed Options Available.)	16	13
	AT06-6S-OMRDWHT	6 Position, Plug, Socket, StructurePlus™ AT, Reduced Diameter Rear Seal (Green), White Body (Requires Wedgelock AW6S. Keyed Options Available.)	16	13
	AT06-6S-OMYEL	6 Position, Plug, Socket, StructurePlus™ AT, Standard Diameter Rear Seal (Red), Yellow Body (Requires Wedgelock AW6S. Keyed Options Available.)	16	13
	AT06-6S-OMRDYEL	6 Position, Plug, Socket, StructurePlus™ AT, Reduced Diameter Rear Seal (Green), Yellow Body (Requires Wedgelock AW6S. Keyed Options Available.)	16	13
	AW6S	6 Position, Plug Wedgelock, StructurePlus™ AT, Green	-	-
	AW6S-2BLU	6 Position, Plug Wedgelock, StructurePlus™ AT, Keyed 2, Blue	-	-

8 Position - **StructurePlus™ AT** Plugs and Wedgelocks

	AT06-08SA-OMGRY	8 Position, Plug, Socket, StructurePlus™ AT, Standard Diameter Rear Seal (Red), Grey Body (Requires Wedgelock AW8S.)	16	13
	AT06-08SA-OMRDGRY	8 Position, Plug, Socket, StructurePlus™ AT, Reduced Diameter Rear Seal (Green), Grey Body (Requires Wedgelock AW8S.)	16	13
	AT06-08SB-OMBLK	8 Position, Plug, Socket, StructurePlus™ AT, Standard Diameter Rear Seal (Red), Black Body (Requires Wedgelock AW8S.)	16	13








8 Position - **StructurePlus™ AT** Plugs and Wedgelocks, cont.

Image	Part Number	Description	Size	Amp
	AT06-08SB-OMRDBLK	8 Position, Plug, Socket, StructurePlus™ AT, Reduced Diameter Rear Seal (Green), Black Body (Requires Wedgelock AW8S.)	16	13
	AT06-08SC-OMGRN	8 Position, Plug, Socket, StructurePlus™ AT, Standard Diameter Rear Seal (Red), Green Body (Requires Wedgelock AW8S.)	16	13
	AT06-08SC-OMRDGRN	8 Position, Plug, Socket, StructurePlus™ AT, Reduced Diameter Rear Seal (Green), Green Body (Requires Wedgelock AW8S.)	16	13
	AT06-08SD-OMBRN	8 Position, Plug, Socket, StructurePlus™ AT, Standard Diameter Rear Seal (Red), Brown Body (Requires Wedgelock AW8S.)	16	13
	AT06-08SD-OMRDBRN	8 Position, Plug, Socket, StructurePlus™ AT, Reduced Diameter Rear Seal (Green), Brown Body (Requires Wedgelock AW8S.)	16	13
	AW8S	8 Position, Plug Wedgelock, StructurePlus™ AT, Green	-	-



 12 Position - **StructurePlus™ AT** Plugs and Wedgelocks

	AT06-12SA-OMGRY	12 Position, Plug, Socket, StructurePlus™ AT, Standard Diameter Rear Seal (Red), Grey Body (Requires Wedgelock AW12S.)	16	13
	AT06-12SA-OMRDGRY	12 Position, Plug, Socket, StructurePlus™ AT, Reduced Diameter Rear Seal (Green), Grey Body (Requires Wedgelock AW12S.)	16	13
	AT06-12SB-OMBLK	12 Position, Plug, Socket, StructurePlus™ AT, Standard Diameter Rear Seal (Red), Black Body (Requires Wedgelock AW12S.)	16	13
	AT06-12SB-OMRDBLK	12 Position, Plug, Socket, StructurePlus™ AT, Reduced Diameter Rear Seal (Green), Black Body (Requires Wedgelock AW12S.)	16	13
	AT06-12SC-OMGRN	12 Position, Plug, Socket, StructurePlus™ AT, Standard Diameter Rear Seal (Red), Green Body (Requires Wedgelock AW12S.)	16	13
	AT06-12SC-OMRDGRN	12 Position, Plug, Socket, StructurePlus™ AT, Reduced Diameter Rear Seal (Green), Green Body (Requires Wedgelock AW12S.)	16	13
	AT06-12SD-OMBRN	12 Position, Plug, Socket, StructurePlus™ AT, Standard Diameter Rear Seal (Red), Brown Body (Requires Wedgelock AW12S.)	16	13
	AT06-12SD-OMRDBRN	12 Position, Plug, Socket, StructurePlus™ AT, Reduced Diameter Rear Seal (Green), Brown Body (Requires Wedgelock AW12S.)	16	13
	AW12S	12 Position, Plug Wedgelock, StructurePlus™ AT, Green	-	-






2 Position - **StructurePlus™ AT LED** Plugs and Wedgelocks

Image	Part Number	Description	Size	Amp
	AT06-2S-LED1224V-OMC	2 Position, Plug, Socket, Structure Plus™ AT LED, 12V or 24V, RVP Circuit, Standard Diameter Rear Seal (Red), Green LED, Clear Body (Requires Wedgelock AW2S-LED)	16	13A
	AT06-2S-LED1224VR-OMC	2 Position, Plug, Socket, Structure Plus™ AT LED, 12V or 24V, RVP Circuit, Reduced Diameter Rear Seal (Green), Green LED, Clear Body (Requires Wedgelock AW2S-LED)	16	13A
	AT06-2S-LED12V01-OMC	2 Position, Plug, Socket, Structure Plus™ AT LED, 12V, RVP Circuit, Standard Diameter Rear Seal (Red), Green LED, Clear Body (Requires Wedgelock AW2S-LED)	16	13A
	AT06-2S-LED12VR1-OMC	2 Position, Plug, Socket, Structure Plus™ AT LED, 12V, RVP Circuit, Reduced Diameter Rear Seal (Green), Green LED, Clear Body (Requires Wedgelock AW2S-LED)	16	13A
	AT06-2S-LED24V01-OMC	2 Position, Plug, Socket, Structure Plus™ AT LED, 24V, RVP Circuit, Standard Diameter Rear Seal (Red), Green LED, Clear Body (Requires Wedgelock AW2S-LED)	16	13A
	AT06-2S-LED24VR1-OMC	2 Position, Plug, Socket, Structure Plus™ AT LED, 24V, RVP Circuit, Reduced Diameter Rear Seal (Green), Green LED, Clear Body, (Requires Wedgelock AW2S-LED)	16	13A
	AW2S-LED	2 Position, Plug Wedgelock, StructurePlus™ AT LED, Black	-	-

Single Position - **StructurePlus™ ATHD** Plugs















	ATHD06-1-8S-OM	1 Position, Plug, Socket, StructurePlus™ ATHD, Black Body	8	60
	ATHD06-1-12S-OM	1 Position, Plug, Socket, StructurePlus™ ATHD, Black Body	12	25

6 Position - **StructurePlus™ ATP** Plugs and Wedgelocks

	ATP06-6S-OMBLK	6 Position, Plug, Socket, StructurePlus™ ATP, Standard Diameter Rear Seal (Red), Black Body (Requires Wedgelock AWP-6S. Keyed Options Available.)	12	25
	ATP06-6S-OMRDBLK	6 Position, Plug, Socket, StructurePlus™ ATP, Reduced Diameter Rear Seal (Green), Black Body (Requires Wedgelock AWP-6S. Keyed Options Available.)	12	25
	ATP06-6S-OMBLU	6 Position, Plug, Socket, StructurePlus™ ATP, Standard Diameter Rear Seal (Red), Blue Body (Requires Wedgelock AWP-6S. Keyed Options Available.)	12	25
	ATP06-6S-OMRDBLU	6 Position, Plug, Socket, StructurePlus™ ATP, Reduced Diameter Rear Seal (Green), Blue Body (Requires Wedgelock AWP-6S. Keyed Options Available.)	12	25
	ATP06-6S-OMBRN	6 Position, Plug, Socket, StructurePlus™ ATP, Standard Diameter Rear Seal (Red), Brown Body (Requires Wedgelock AWP-6S. Keyed Options Available.)	12	25



6 Position - **StructurePlus™ ATP** Plugs and Wedgelocks, cont.

Image	Part Number	Description	Size	Amp
	ATP06-6S-OMRDBRN	6 Position, Plug, Socket, StructurePlus™ ATP, Reduced Diameter Rear Seal (Green), Brown Body (Requires Wedgelock AWP-6S. Keyed Options Available.)	12	25
	ATP06-6S-OMGRN	6 Position, Plug, Socket, StructurePlus™ ATP, Standard Diameter Rear Seal (Red), Green Body (Requires Wedgelock AWP-6S. Keyed Options Available.)	12	25
	ATP06-6S-OMRDGRN	6 Position, Plug, Socket, StructurePlus™ ATP, Reduced Diameter Rear Seal (Green), Green Body (Requires Wedgelock AWP-6S. Keyed Options Available.)	12	25
	ATP06-6S-OMGRY	6 Position, Plug, Socket, StructurePlus™ ATP, Standard Diameter Rear Seal (Red), Grey Body (Requires Wedgelock AWP-6S. Keyed Options Available.)	12	25
	ATP06-6S-OMRDGRY	6 Position, Plug, Socket, StructurePlus™ ATP, Reduced Diameter Rear Seal (Green), Grey Body (Requires Wedgelock AWP-6S. Keyed Options Available.)	12	25
	ATP06-6S-OMRED	6 Position, Plug, Socket, StructurePlus™ ATP, Standard Diameter Rear Seal (Red), Red Body (Requires Wedgelock AWP-6S. Keyed Options Available.)	12	25
	ATP06-6S-OMRDRED	6 Position, Plug, Socket, StructurePlus™ ATP, Reduced Diameter Rear Seal (Green), Red Body (Requires Wedgelock AWP-6S. Keyed Options Available.)	12	25
	ATP06-6S-OMWHT	6 Position, Plug, Socket, StructurePlus™ ATP, Standard Diameter Rear Seal (Red), White Body (Requires Wedgelock AWP-6S. Keyed Options Available.)	12	25
	ATP06-6S-OMRDWHT	6 Position, Plug, Socket, StructurePlus™ ATP, Reduced Diameter Rear Seal (Green), White Body (Requires Wedgelock AWP-6S. Keyed Options Available.)	12	25
	ATP06-6S-OMYEL	6 Position, Plug, Socket, StructurePlus™ ATP, Standard Diameter Rear Seal (Red), Yellow Body (Requires Wedgelock AWP-6S. Keyed Options Available.)	12	25
	ATP06-6S-OMRDYEL	6 Position, Plug, Socket, StructurePlus™ ATP, Reduced Diameter Rear Seal (Green), Yellow Body (Requires Wedgelock AWP-6S. Keyed Options Available.)	12	25
	AWP-6S	6 Position, Plug Wedgelock, StructurePlus™ ATP, Orange	-	-
	AWP-6SA	6 Position, Plug Wedgelock, StructurePlus™ ATP, Keyed A, Grey	-	-
	AWP-6SB	6 Position, Plug Wedgelock, StructurePlus™ ATP, Keyed B, Black	-	-

**For more information, contact:** Customer Service, +1 800 394 7732, [csr@amphenol-sine.com](mailto:csr@amphenol-sine.com)

© 2020 Amphenol Sine Systems Corporation, 44274 Morley Drive, Clinton Township MI 48036 USA. [www.amphenol-sine.com](http://www.amphenol-sine.com). Customer Service +1 800 394 7732  
Every effort has been made to ensure that the information contained in this document is accurate at the time of publication. Specifications or information stated in this document are subject to change without notice.

Your Interconnect Solutions Expert  
Customer Service +1 800 394 7732



**For more information, contact:** Customer Service, +1 800 394 7732, [csr@amphenol-sine.com](mailto:csr@amphenol-sine.com)

© 2019 Amphenol Sine Systems Corporation, 44724 Morley Drive, Clinton Township MI 48036 USA. [www.amphenol-sine.com](http://www.amphenol-sine.com). Customer Service +1 800 394 7732 Every effort has been made to ensure that the information contained in this document is accurate at the time of publication. Specifications or information stated in this document are subject to change without notice. Updated 05/2022

[www.amphenol-sine.com](http://www.amphenol-sine.com)