



# Xtra-Guard® Performance Cable



# Xtra-Guard® Flex Cable

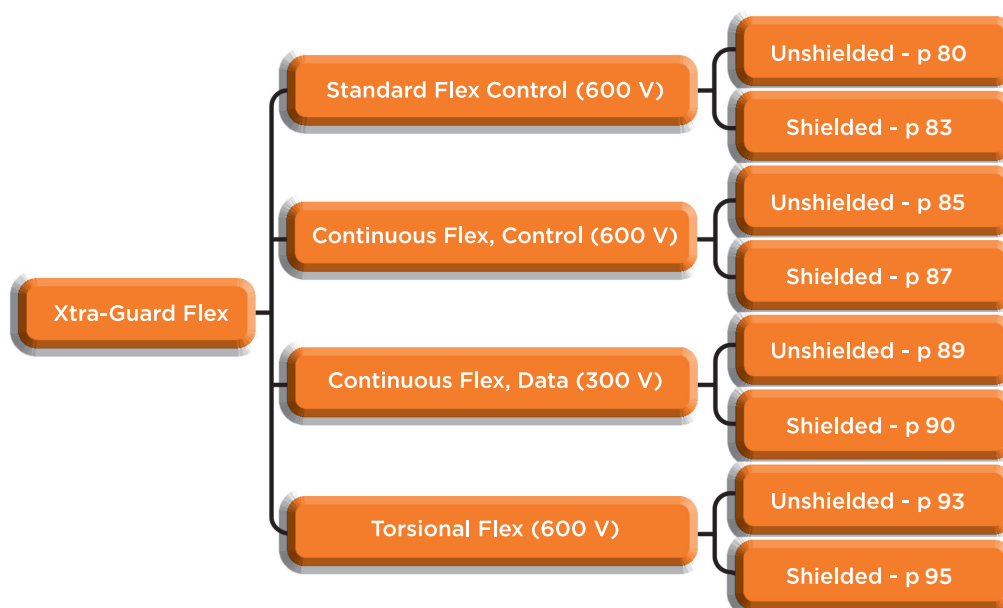
Long Lasting Performance



Meet a wide range of flexing needs with Xtra-Guard Flex cables, from light flexing to continuous multi-axis flexing. These long-lasting flexible cables are designed to provide

excellent performance in high-flex, high torsion, and continuous flex applications, such as motion control and robotics.

Application	Xtra-Guard Cable	Voltage Rating	Flex Cycles
Light to moderate flexing	Xtra-Guard Standard Flex Control	600	1 million
Continuous flex control	Xtra-Guard Continuous Flex Control	600	14 million
Continuous flex data	Xtra-Guard Continuous Flex Data	300	6 million
Torsional flex	Xtra-Guard Torsional Flex	600	1 million




# Xtra-Guard® Flex Cable

## Flexible/Flexing



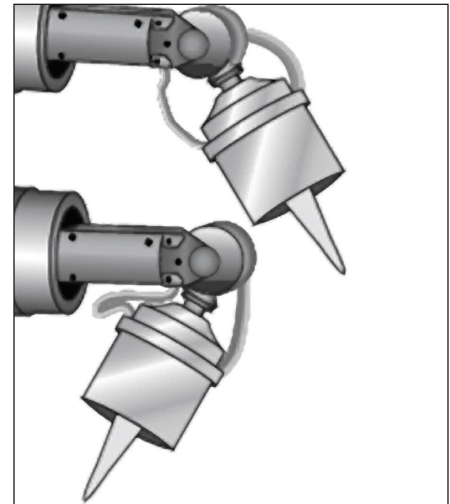
Xtra-Guard cables are available in a variety of configurations to allow exactly the right cable to be selected for your flexing application. There are four common types of cable flexing movements to consider when designing and applying a high-flexing cable and they are:

- **Rolling flex**, such as C-track or Cartesian motions
- **Bending flex** or “tic-toc,” such as hinged panels
- **Torsional flex**, such as twisting
- **Variable/random motion flex**



### Rolling Flex

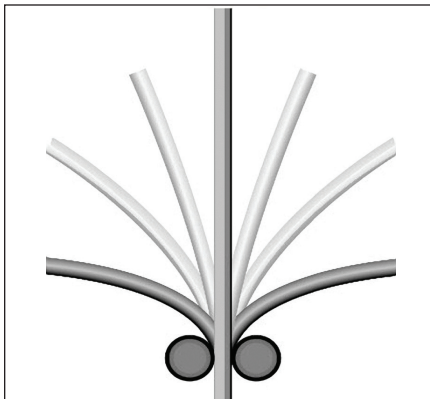
- Xtra-Guard Continuous Flex Control Cable (600 V)
- Xtra-Guard Continuous Flex Data Cable (300 V)



### Variable/Random Flex


- Xtra-Guard Standard Flex Cable (600 V)
- Xtra-Guard Continuous Flex Control Cable (600 V)
- Xtra-Guard Continuous Flex Data Cable (300 V)

Different cable construction methods and materials are used depending on the cable flexing movement. For example: torsional cables will have a different lay length and cabling from a rolling flex cable. The performance of a cable is evaluated using physical test data and statistical analysis to produce what is known as “flex life” and overall system reliability.




### Bending Flex

- Xtra-Guard Standard Flex Cable (600 V)
- Xtra-Guard Continuous Flex Control Cable (600 V)
- Xtra-Guard Continuous Flex Data Cable (300 V)



Our high-flex shielding options include a double-jacket configuration with 85% braid coverage to achieve high shielding effectiveness while maintaining the desired flexibility. For torsional flex applications, we offer spiral wound shielding with 90% coverage.



### Torsion Flex

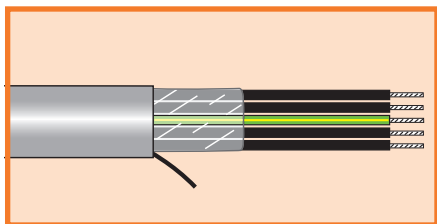
- Xtra-Guard Torsional Flex Cable (600 V)

### Applications

- Cartesian robots
- Articulated multi-axis robots
- Automation networking
- Machine tools
- Automotive assembly equipment
- Conveyor systems
- Control panels
- Flex and static track
- Transfer shuttles
- Sensor/actuator-to-controller connections
- Material-handling equipment

# Xtra-Guard® Standard Flex Control Cable

Light to Moderate Flex Applications  
600 V Unshielded, Multiconductor



**UL AWM 2587**  
**CSA AWM I/II A/B FT1**  
**CE**

### Operating Temperature

- -5°C to +90°C (flexing)
- -40°C to +90°C (stationary)

### Conductor Color Coding

- Numbered black conductors
- 1 yellow/green ground conductor (3 conductor and greater)
- Jacket color: slate

### Materials

- Finely stranded bare copper conductors
- Lubricated PVC insulation
- Oil-resistant PVC jacket

### Availability

100 ft (30.5 m)  
500 ft (152 m)  
1000 ft (305 m)  
Bulk, cut to length

### FIT® Tubing Recommendations

- FIT-FLEX: Highly flexible, cross-linked silicone rubber
- FIT-650: Chemical/temperature resistant cross-linked fluoroelastomer

### 26 AWG (0.14 mm<sup>2</sup>)

Stranding: 7/34 (7 x 0.16 mm)  
Insulation thickness: 0.022 (0.56 mm)

Part No.	Conductors	Nominal Diameter		Jacket Thickness	
		Inch	mm	Inch	mm
652602	2	0.202	5.13	0.035	0.89
652603	3	0.212	5.38	0.035	0.89
652604	4	0.229	5.82	0.035	0.89
652605	5	0.256	6.50	0.038	0.97
652607	7	0.272	6.91	0.038	0.97
652609	9	0.344	8.74	0.040	1.02
652612	12	0.348	8.84	0.040	1.02

### 24 AWG (0.23 mm<sup>2</sup>)

Stranding: 7/32 (7 x 0.20 mm)  
Insulation thickness: 0.022 (0.56 mm)

Part No.	Conductors	Nominal Diameter		Jacket Thickness	
		Inch	mm	Inch	mm
652402	2	0.212	5.38	0.035	0.89
652403	3	0.223	5.66	0.035	0.89
652404	4	0.241	6.12	0.035	0.89
652405	5	0.270	6.86	0.038	0.97
652407	7	0.288	7.32	0.038	0.97
652409	9	0.364	9.25	0.040	1.02
652412	12	0.369	9.37	0.040	1.02
652418	18	0.442	11.23	0.045	1.14
652425	25	0.525	13.34	0.050	1.27

### 22 AWG (0.35 mm<sup>2</sup>)

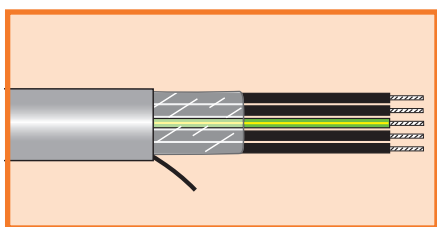
Stranding: 7/30 (7 x 0.25 mm)  
Insulation thickness: 0.022 (0.56 mm)

Part No.	Conductors	Nominal Diameter		Jacket Thickness	
		Inch	mm	Inch	mm
652202	2	0.224	5.69	0.035	0.89
652203	3	0.236	5.99	0.035	0.89
652204	4	0.255	6.45	0.035	0.89
652205	5	0.286	7.26	0.038	0.97
652207	7	0.306	7.77	0.038	0.97
652209	9	0.394	10.01	0.043	1.09



# Xtra-Guard® Standard Flex Control Cable

Light to Moderate Flex Applications  
600 V Unshielded, Multiconductor



**UL AWM 2587**  
**CSA AWM I/II A/B FT1**  
**CE**

### Operating Temperature

- -5°C to +90°C (flexing)
- -40°C to +90°C (stationary)

### Conductor Color Coding

- Numbered black conductors
- 1 yellow/green ground conductor (3 conductor and greater)
- Jacket color: slate

### Materials

- Finely stranded bare copper conductors
- Lubricated PVC insulation
- Oil-resistant PVC jacket

### Availability

100 ft (30.5 m)  
500 ft (152 m)  
1000 ft (305 m)  
Bulk, cut to length

### FIT® Tubing Recommendations

- FIT-FLEX: Highly flexible, cross-linked silicone rubber
- FIT-650: Chemical/temperature resistant cross-linked fluoroelastomer

## 20 AWG (0.51 mm²)

Stranding: 10/30 (10 x 0.25 mm)  
Insulation thickness: 0.022 (0.56 mm)

Part No.	Conductors	Nominal Diameter		Jacket Thickness	
		Inch	mm	Inch	mm
65002	2	0.238	6.05	0.035	0.89
65003	3	0.251	6.38	0.035	0.89
65004	4	0.272	6.91	0.035	0.89
65005	5	0.305	7.75	0.038	0.97
65007	7	0.327	8.31	0.038	0.97
65009	9	0.416	10.57	0.040	1.02
65012	12	0.433	11.00	0.045	1.14
65018	18	0.527	13.39	0.055	1.40
65025	25	0.615	15.62	0.055	1.40

## 18 AWG (0.81 mm²)

Stranding: 16/30 (16 x 0.25 mm)  
Insulation thickness: 0.022 (0.56 mm)

Part No.	Conductors	Nominal Diameter		Jacket Thickness	
		Inch	mm	Inch	mm
65802	2	0.258	6.55	0.035	0.89
65803	3	0.272	6.91	0.035	0.89
65804	4	0.296	7.52	0.035	0.89
65805	5	0.326	8.28	0.035	0.89
65807	7	0.351	8.92	0.035	0.89
65809	9	0.445	11.30	0.035	0.89
65812	12	0.470	11.94	0.043	1.09
65818	18	0.567	14.40	0.050	1.27
65825	25	0.666	16.92	0.050	1.27
65834	34	0.769	19.53	0.060	1.52
65841	41	0.835	21.21	0.063	1.60
65850	50	0.967	24.56	0.083	2.11

## 16 AWG (1.32 mm²)

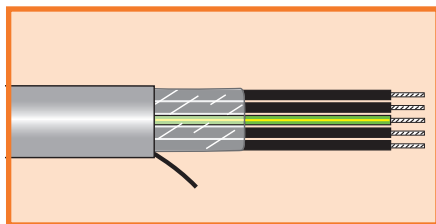
Stranding: 26/30 (26 x 0.25 mm)  
Insulation thickness: 0.022 (0.56 mm)

Part No.	Conductors	Nominal Diameter		Jacket Thickness	
		Inch	mm	Inch	mm
65602	2	0.284	7.21	0.035	0.89
65603	3	0.300	7.62	0.035	0.89
65604	4	0.328	8.33	0.035	0.89
65605	5	0.361	9.17	0.035	0.89
65607	7	0.390	9.91	0.035	0.89
65609	9	0.509	12.93	0.041	1.04
65612	12	0.536	13.61	0.049	1.24
65618	18	0.632	16.05	0.050	1.27
65625	25	0.756	19.20	0.055	1.40
65641	41	0.959	24.36	0.075	1.90
65650	50	1.079	27.41	0.083	2.11



# Xtra-Guard® Standard Flex Control Cable

Light to Moderate Flex Applications  
600 V Unshielded, Multiconductor



**UL AWM 2587**  
**CSA AWM I/II A/B FT1**  
**CE**

### Operating Temperature

- -5°C to +90°C (flexing)
- -40°C to +90°C (stationary)

### Conductor Color Coding

- Numbered black conductors
- 1 yellow/green ground conductor (3 conductor and greater)
- Jacket color: slate

### Materials

- Finely stranded bare copper conductors
- Lubricated PVC insulation
- Oil-resistant PVC jacket

### Availability

100 ft (30.5 m)  
500 ft (152 m)  
1000 ft (305 m)  
Bulk, cut to length

### FIT® Tubing Recommendations

- FIT-FLEX: Highly flexible, cross-linked silicone rubber
- FIT-650: Chemical/temperature resistant cross-linked fluoroelastomer

## 14 AWG (2.08 mm<sup>2</sup>)

Stranding: 41/30 (41 x 0.25 mm)  
Insulation thickness: 0.022 (0.56 mm)

Part No.	Conductors	Nominal Diameter		Jacket Thickness	
		Inch	mm	Inch	mm
<b>65402</b>	2	0.330	8.38	0.044	1.12
<b>65403</b>	3	0.351	8.92	0.045	1.14
<b>65404</b>	4	0.404	10.26	0.055	1.40
<b>65405</b>	5	0.439	11.15	0.055	1.40
<b>65407</b>	7	0.479	12.17	0.058	1.47
<b>65409</b>	9	0.609	15.47	0.063	1.60
<b>65412</b>	12	0.667	16.94	0.085	2.16
<b>65418</b>	18	0.783	19.89	0.090	2.29
<b>65425</b>	25	0.953	24.21	0.110	2.79

## 12 AWG (3.29 mm<sup>2</sup>)

Stranding: 65/30 (65 x 0.25 mm)  
Insulation thickness: 0.022 (0.56 mm)

Part No.	Conductors	Nominal Diameter		Jacket Thickness	
		Inch	mm	Inch	mm
<b>65203</b>	3	0.436	11.07	0.067	1.70
<b>65204</b>	4	0.500	12.70	0.080	2.03
<b>65205</b>	5	0.553	14.05	0.086	2.18
<b>65207</b>	7	0.592	15.04	0.086	2.18

## 10 AWG (5.32 mm<sup>2</sup>)

Stranding: 105/30 (105 x 0.25 mm)  
Insulation thickness: 0.022 (0.56 mm)

Part No.	Conductors	Nominal Diameter		Jacket Thickness	
		Inch	mm	Inch	mm
<b>65103</b>	3	0.516	13.11	0.080	2.03
<b>65104</b>	4	0.568	14.43	0.084	2.13
<b>65105</b>	5	0.629	15.98	0.090	2.29

## 8 AWG (8.32 mm<sup>2</sup>)

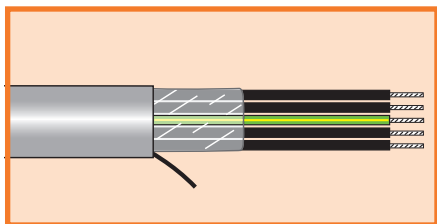
Stranding: 65/26 (65 x 0.40 mm)  
Insulation thickness: 0.032 (0.81 mm)

Part No.	Conductors	Nominal Diameter		Jacket Thickness	
		Inch	mm	Inch	mm
<b>65904</b>	4	0.691	17.55	0.085	2.16
<b>65905</b>	5	0.765	19.43	0.090	2.29



# Xtra-Guard® Standard Flex Control Cable

Light to Moderate Flex Applications  
600 V Unshielded, Multiconductor



**UL AWM 2587**  
**CSA AWM I/II A/B FT1**  
**CE**

### Operating Temperature

- -5°C to +90°C (flexing)
- -40°C to +90°C (stationary)

### Conductor Color Coding

- Numbered black conductors
- 1 yellow/green ground conductor
- Jacket color: slate

### Materials

- Finely stranded bare copper conductors
- Lubricated PVC insulation
- Oil-resistant PVC jacket

### Availability

100 ft (30.5 m)  
500 ft (152 m)  
1000 ft (305 m)  
Bulk, cut to length

### FIT® Tubing Recommendations

- FIT-FLEX: Highly flexible, cross-linked silicone rubber
- FIT-650: Chemical/temperature resistant cross-linked fluoroelastomer

## 6 AWG (13.44 mm<sup>2</sup>)

Stranding: 105/26 (105 x 0.40 mm)  
Insulation thickness: 0.047 (1.19 mm)

Part No.	Conductors	Nominal Diameter		Jacket Thickness	
		Inch	mm	Inch	mm
<b>65704</b>	4	0.891	22.63	0.100	2.54
<b>65705</b>	5	0.985	25.02	0.105	2.67

## 4 AWG (21.5 mm<sup>2</sup>)

Stranding: 168/26 (168 x 0.40 mm)  
Insulation thickness: 0.047 (1.19 mm)

Part No.	Conductors	Nominal Diameter		Jacket Thickness	
		Inch	mm	Inch	mm
<b>65504</b>	4	1.080	27.43	0.100	2.54
<b>65505</b>	5	1.207	30.66	0.110	2.79

## 2 AWG (34.05 mm<sup>2</sup>)

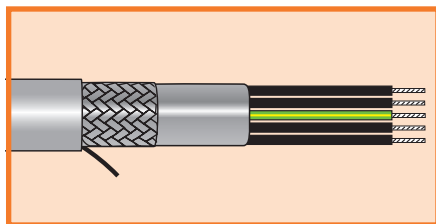
Stranding: 266/26 (266 x 0.40 mm)  
Insulation thickness: 0.047 (1.19 mm)

Part No.	Conductors	Nominal Diameter		Jacket Thickness	
		Inch	mm	Inch	mm
<b>65304</b>	4	1.273	32.33	0.120	3.05
<b>65305</b>	5	1.428	36.27	0.135	3.43



# Xtra-Guard® Standard Flex Control Cable

Light to Moderate Flex Applications  
600 V Shielded, Multiconductor



**UL AWM 2587**  
**CSA AWM I/II A/B FT1**  
**CE**

### Operating Temperature

- -5°C to +90°C (flexing)
- -40°C to +90°C (stationary)

### Conductor Color Coding

- Numbered black conductors
- 1 yellow/green ground conductor
- Jacket color: slate

### Materials

- Finely stranded bare copper conductors
- Lubricated PVC Insulation
- Oil-resistant PVC jacket
- Tinned copper braid shield, 85% coverage

### Availability

100 ft (30.5 m)  
500 ft (152 m)  
1000 ft (305 m)  
Bulk, cut to length

### FIT® Tubing Recommendations

- FIT-FLEX: Highly flexible, cross-linked silicone rubber
- FIT-650: Chemical/temperature resistant cross-linked fluoroelastomer

## 26 AWG (0.14 mm<sup>2</sup>)

Stranding: 7/34 (7 x 0.16 mm)  
Insulation thickness: 0.022 (0.56 mm)

Part No.	Conductors	Nominal Diameter		Jacket Thickness	
		Inch	mm	Inch	mm
<b>65263CY</b>	3	0.300	7.62	0.035	0.89
<b>65264CY</b>	4	0.317	8.05	0.035	0.89
<b>65265CY</b>	5	0.335	8.51	0.035	0.89
<b>65267CY</b>	7	0.354	8.99	0.035	0.89
<b>652612CY</b>	12	0.440	11.18	0.040	1.02

## 24 AWG (0.23 mm<sup>2</sup>)

Stranding: 7/32 (7 x 0.20 mm)  
Insulation thickness: 0.022 (0.56 mm)

Part No.	Conductors	Nominal Diameter		Jacket Thickness	
		Inch	mm	Inch	mm
<b>65243CY</b>	3	0.311	7.90	0.035	0.89
<b>65244CY</b>	4	0.329	8.36	0.035	0.89
<b>65245CY</b>	5	0.349	8.86	0.035	0.89
<b>65247CY</b>	7	0.370	9.40	0.035	0.89
<b>652412CY</b>	12	0.461	11.71	0.040	1.02
<b>652418CY</b>	18	0.526	13.36	0.040	1.02
<b>652425CY</b>	25	0.629	15.98	0.050	1.27

## 22 AWG (0.35 mm<sup>2</sup>)

Stranding: 7/30 (7 x 0.25 mm)  
Insulation thickness: 0.022 (0.56 mm)

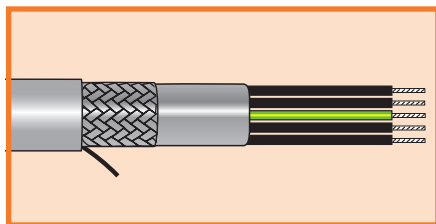
Part No.	Conductors	Nominal Diameter		Jacket Thickness	
		Inch	mm	Inch	mm
<b>65223CY</b>	3	0.324	8.23	0.035	0.89
<b>65224CY</b>	4	0.343	8.71	0.035	0.89
<b>65225CY</b>	5	0.365	9.27	0.035	0.89
<b>65227CY</b>	7	0.388	9.86	0.035	0.89





# Xtra-Guard® Standard Flex Control Cable

Light to Moderate Flex Applications  
600 V Shielded, Multiconductor



**UL AWM 2587**  
**CSA AWM I/II A/B FT1**  
**CE**

### Operating Temperature

- -5°C to +90°C (flexing)
- -40°C to +90°C (stationary)

### Conductor Color Coding

- Numbered black conductors
- 1 yellow/green ground conductor
- Jacket color: slate

### Materials

- Finely stranded bare copper conductors
- Lubricated PVC Insulation
- Oil-resistant PVC jacket
- Tinned copper braid shield, 85% coverage

### Availability

100 ft (30.5 m)  
500 ft (152 m)  
1000 ft (305 m)  
Bulk, cut to length

### FIT® Tubing Recommendations

- FIT-FLEX: Highly flexible, cross-linked silicone rubber
- FIT-650: Chemical/temperature resistant cross-linked fluoroelastomer

## 20 AWG (0.51 mm<sup>2</sup>)

Stranding: 10/30 (10 x 0.25 mm)  
Insulation thickness: 0.022 (0.56 mm)

Part No.	Conductors	Nominal Diameter		Jacket Thickness	
		Inch	mm	Inch	mm
65003CY	3	0.339	8.61	0.035	0.89
65007CY	7	0.409	10.39	0.035	0.89
65012CY	12	0.521	13.23	0.040	1.02
65025CY	25	0.716	18.17	0.050	1.27

## 18 AWG (0.81 mm<sup>2</sup>)

Stranding: 16/30 (16 x 0.25 mm)  
Insulation thickness: 0.022 (0.56 mm)

Part No.	Conductors	Nominal Diameter		Jacket Thickness	
		Inch	mm	Inch	mm
65803CY	3	0.360	9.14	0.035	0.89
65804CY	4	0.384	9.75	0.035	0.89
65805CY	5	0.414	10.52	0.035	0.89
65807CY	7	0.439	11.15	0.035	0.89
65812CY	12	0.568	14.43	0.045	1.14
65818CY	18	0.671	17.04	0.053	1.35
65825CY	25	0.776	19.71	0.053	1.35

## 16 AWG (1.32 mm<sup>2</sup>)

Stranding: 26/30 (26 x 0.25 mm)  
Insulation thickness: 0.022 (0.56 mm)

Part No.	Conductors	Nominal Diameter		Jacket Thickness	
		Inch	mm	Inch	mm
65603CY	3	0.388	9.86	0.035	0.89
65604CY	4	0.416	10.57	0.035	0.89
65605CY	5	0.449	11.40	0.035	0.89
65607CY	7	0.484	12.29	0.035	0.89
65612CY	12	0.640	16.26	0.052	1.32
65618CY	18	0.767	19.48	0.062	1.57
65625CY	25	0.901	22.89	0.067	1.70

## 14 AWG (2.08 mm<sup>2</sup>)

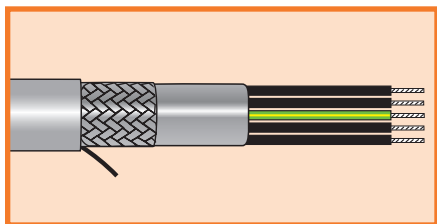
Stranding: 41/30 (41 x 0.25 mm)  
Insulation thickness: 0.022 (0.56 mm)

Part No.	Conductors	Nominal Diameter		Jacket Thickness	
		Inch	mm	Inch	mm
65403CY	3	0.443	11.25	0.042	1.07
65404CY	4	0.486	12.34	0.047	1.19
65405CY	5	0.537	13.64	0.052	1.32
65407CY	7	0.581	14.76	0.057	1.45
65412CY	12	0.732	18.59	0.062	1.57
65418CY	18	0.890	22.61	0.083	2.11



# Xtra-Guard® Standard Flex Control Cable

Light to Moderate Flex Applications  
600 V Shielded, Multiconductor



**UL AWM 2587**  
**CSA AWM I/II A/B FT1**  
**CE**

### Operating Temperature

- 5°C to +90°C (flexing)
- 40°C to +90°C (stationary)

### Conductor Color Coding

- Numbered black conductors
- 1 yellow/green ground conductor
- Jacket color: slate

### Materials

- Finely stranded bare copper conductors
- Lubricated PVC Insulation
- PVC inner jacket
- Oil-resistant PVC jacket
- Tinned copper braid shield, 85% coverage

### Availability

- 100 ft (30.5 m)
- 500 ft (152 m)
- 1000 ft (305 m)
- Bulk, cut to length

### FIT® Tubing Recommendations

- FIT-FLEX: Highly flexible, cross-linked silicone rubber
- FIT-650: Chemical/temperature resistant cross-linked fluoroelastomer

#### 12 AWG (3.31 mm<sup>2</sup>)

Stranding: 65/30 (65 x 0.25 mm)  
Insulation thickness: 0.022 (0.56 mm)

Part No.	Conductors	Nominal Diameter		Jacket Thickness	
		Inch	mm	Inch	mm
<b>65203CY</b>	3	0.530	13.46	0.060	1.52
<b>65204CY</b>	4	0.616	15.65	0.066	1.68
<b>65205CY</b>	5	0.671	17.04	0.073	1.85

#### 10 AWG (5.32 mm<sup>2</sup>)

Stranding: 105/30 (105 x 0.25 mm)  
Insulation thickness: 0.022 (0.56 mm)

Part No.	Conductors	Nominal Diameter		Jacket Thickness	
		Inch	mm	Inch	mm
<b>65103CY</b>	3	0.630	16.00	0.070	1.78
<b>65104CY</b>	4	0.684	17.37	0.070	1.78
<b>65105CY</b>	5	0.757	19.23	0.077	1.96
<b>65107CY</b>	7	0.823	20.90	0.083	2.11

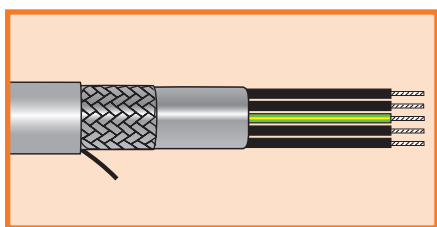
#### 8 to 2 AWG (8.32 to 34.05 mm<sup>2</sup>)

Part No.	Conductors	Wire Size		Stranding		Nominal Diameter		Jacket Thickness		Insulation Thickness	
		AWG	mm <sup>2</sup>	AWG	mm	Inch	mm	Inch	mm	Inch	mm
<b>65904CY</b>	4	8	8.32	65/26	65 x 0.40	0.822	20.88	0.075	1.90	0.032	0.81
<b>65704CY</b>	4	6	13.44	105/26	105 x 0.40	1.062	26.97	0.100	2.54	0.047	1.19
<b>65504CY</b>	4	4	21.55	168/26	168 x 0.40	1.251	31.78	0.100	2.54	0.047	1.19
<b>65304CY</b>	4	2	34.05	266/26	266 x 0.40	1.453	36.91	0.110	2.79	0.047	1.19



# Xtra-Guard® Standard Flex Control Cable

Light to Moderate Flex Applications  
600 V Shielded, Multiconductor



**UL AWM 2587**  
**CSA AWM I/II A/B FT1**  
**CE**

### Operating Temperature

- 5°C to +90°C (flexing)
- 40°C to +90°C (stationary)

### Conductor Color Coding

- Numbered black conductors
- 1 yellow/green ground conductor
- Jacket color: slate

### Materials

- Finely stranded bare copper conductors
- Lubricated PVC Insulation
- PVC inner jacket
- Oil-resistant PVC jacket
- Tinned copper braid shield, 85% coverage

### Availability

- 100 ft (30.5 m)
- 500 ft (152 m)
- 1000 ft (305 m)
- Bulk, cut to length

### FIT® Tubing Recommendations

- FIT-FLEX: Highly flexible, cross-linked silicone rubber
- FIT-650: Chemical/temperature resistant cross-linked fluoroelastomer

#### 26 AWG (0.14 mm²)

Stranding: 19/38 (19 x 0.10)  
Insulation thickness: 0.022 (0.56 mm)

Part No.	Conductors	Nominal Diameter		Jacket Thickness	
		Inch	mm	Inch	mm
852603	3	0.229	5.82	0.035	0.89
852604	4	0.248	6.30	0.035	0.89
852605	5	0.268	6.81	0.035	0.89
852607	7	0.311	7.90	0.035	0.89
852610	10	0.347	8.81	0.035	0.89

#### 24 AWG (0.23 mm²)

Stranding: 19/36 (19 x 0.13)  
Insulation thickness: 0.022 (0.56 mm)

Part No.	Conductors	Nominal Diameter		Jacket Thickness	
		Inch	mm	Inch	mm
852403	3	0.240	6.10	0.035	0.89
852404	4	0.260	6.60	0.035	0.89
852405	5	0.282	7.16	0.035	0.89
852407	7	0.328	8.33	0.035	0.89
852410	10	0.377	9.58	0.040	1.02

#### 22 AWG (0.35 mm²)

Stranding: 41/38 (41 x 0.10)  
Insulation thickness: 0.022 (0.56 mm)

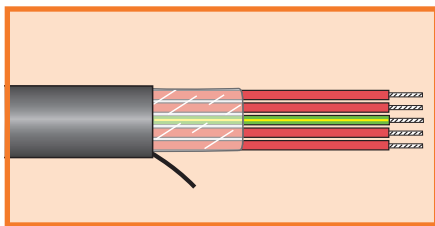
Part No.	Conductors	Nominal Diameter		Jacket Thickness	
		Inch	mm	Inch	mm
852203	3	0.251	6.38	0.035	0.89
852204	4	0.272	6.91	0.035	0.89
852205	5	0.295	7.49	0.035	0.89
852207	7	0.344	8.74	0.035	0.89
852210	10	0.397	10.08	0.040	1.02



# Xtra-Guard® Continuous Flex Control

## C-Track or High Flexing Applications Up to 14 Million Flex Life Cycles

### 600 V Unshielded, Multiconductor



**UL AWM 2587**  
**CSA AWM I/II A/B FT1**  
**CE**

#### Operating Temperature

- -5°C to +90°C (flexing)
- -40°C to +90°C (stationary)

#### Conductor Color Coding

- Numbered red conductors
- 1 yellow/green ground conductor
- Jacket color: black

#### Materials

- Finely stranded bare copper conductors
- Lubricated PVC insulation
- Oil-resistant PVC jacket

#### Availability

100 ft (30.5 m)  
500 ft (152 m)  
1000 ft (305 m)  
Bulk, cut to length

#### FIT® Tubing Recommendations

- FIT-FLEX: Highly flexible, cross-linked silicone rubber
- FIT-650: Chemical/temperature resistant cross-linked fluoroelastomer



### 20 AWG (0.51 mm<sup>2</sup>)

Stranding: 63/38 (63 x 0.10 mm)  
Insulation thickness: 0.022 (0.56 mm)

Part No.	Conductors	Nominal Diameter		Jacket Thickness	
		Inch	mm	Inch	mm
<b>85003</b>	3	0.272	6.91	0.035	0.89
<b>85004</b>	4	0.297	7.54	0.035	0.89
<b>85005</b>	5	0.323	8.20	0.035	0.89
<b>85007</b>	7	0.388	9.86	0.040	1.02
<b>85012</b>	12	0.460	11.68	0.045	1.14
<b>85018</b>	18	0.548	13.92	0.050	1.27
<b>85025</b>	25	0.691	17.55	0.065	1.65
<b>85034</b>	34	0.746	18.95	0.065	1.65

### 18 AWG (0.85 mm<sup>2</sup>)

Stranding: 105/38 (105 x 0.10 mm)  
Insulation thickness: 0.022 (0.56 mm)

Part No.	Conductors	Nominal Diameter		Jacket Thickness	
		Inch	mm	Inch	mm
<b>85803</b>	3	0.298	7.57	0.035	0.89
<b>85804</b>	4	0.326	8.28	0.035	0.89
<b>85805</b>	5	0.355	9.02	0.035	0.89
<b>85807</b>	7	0.438	11.13	0.045	1.14
<b>85812</b>	12	0.520	13.21	0.050	1.27
<b>85815</b>	15	0.577	14.66	0.050	1.27
<b>85818</b>	18	0.608	15.44	0.050	1.27
<b>85825</b>	25	0.767	19.48	0.065	1.65
<b>85834</b>	34	0.830	21.08	0.065	1.65

### 16 AWG (1.36 mm<sup>2</sup>)

Stranding: 168/38 (168 x 0.10 mm)  
Insulation thickness: 0.022 (0.56 mm)

Part No.	Conductors	Nominal Diameter		Jacket Thickness	
		Inch	mm	Inch	mm
<b>85603</b>	3	0.331	8.41	0.035	0.89
<b>85604</b>	4	0.362	9.19	0.035	0.89
<b>85605</b>	5	0.396	10.06	0.035	0.89
<b>85607</b>	7	0.478	12.14	0.040	1.02
<b>85612</b>	12	0.573	14.55	0.045	1.14
<b>85618</b>	18	0.674	17.12	0.045	1.14
<b>85625</b>	25	0.862	21.89	0.065	1.65
<b>85634</b>	34	0.936	23.77	0.065	1.65
<b>85650</b>	50	1.161	29.49	0.085	2.16

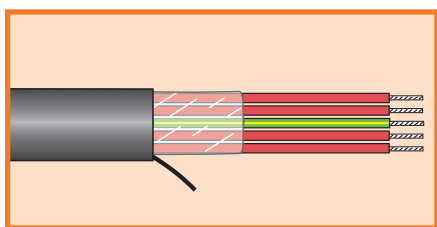
### 14 AWG (2.16 mm<sup>2</sup>)

Stranding: 266/38 (266 x 0.10 mm)  
Insulation thickness: 0.022 (0.56 mm)

Part No.	Conductors	Nominal Diameter		Jacket Thickness	
		Inch	mm	Inch	mm
<b>85404</b>	4	0.424	10.77	0.050	1.27
<b>85407</b>	7	0.582	14.78	0.070	1.78

# Xtra-Guard® Continuous Flex Control

C-Track or High Flexing Applications Up to 14 Million Flex Life Cycles 600 V Unshielded, Multiconductor



**UL AWM 2587**  
**CSA AWM I/II A/B FT1**  
**CE**

### Operating Temperature

- -5°C to +90°C (flexing)
- -40°C to +90°C (stationary)

### Conductor Color Coding

- Numbered red conductors
- 1 yellow/green ground conductor
- Jacket color: black

### Materials

- Finely stranded bare copper conductors
- Lubricated PVC insulation
- Oil-resistant PVC jacket

### Availability

- 100 ft (30.5 m)
- 500 ft (152 m)
- 1000 ft (305 m)
- Bulk, cut to length

### FIT® Tubing Recommendations

- FIT-FLEX: Highly flexible, cross-linked silicone rubber
- FIT-650: Chemical/temperature resistant cross-linked fluoroelastomer

#### 12 AWG (3.35 mm<sup>2</sup>)

Stranding: 413/38 (413 x 0.10 mm)  
Insulation thickness: 0.022 (0.56 mm)

Part No.	Conductors	Nominal Diameter		Jacket Thickness	
		Inch	mm	Inch	mm
<b>85204</b>	4	0.527	13.39	0.070	1.78
<b>85207</b>	7	0.729	18.52	0.100	2.54

#### 10 AWG (5.34 mm<sup>2</sup>)

Stranding: 658/38 (658 x 0.10 mm)  
Insulation thickness: 0.022 (0.56 mm)

Part No.	Conductors	Nominal Diameter		Jacket Thickness	
		Inch	mm	Inch	mm
<b>85104</b>	4	0.590	14.99	0.070	1.78
<b>85107</b>	7	0.816	20.73	0.100	2.54

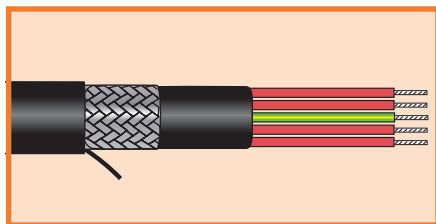
#### 8 to 2 AWG (8.62 to 33.86 mm<sup>2</sup>)

Part No.	Conductors	Wire Size		Stranding		Nominal Diameter		Jacket Thickness		Insulation Thickness	
		AWG	mm <sup>2</sup>	AWG	mm	Inch	mm	Inch	mm	Inch	mm
<b>85904</b>	4	8	8.62	266/32	266 x 0.20	0.721	18.31	0.070	1.78	0.032	0.81
<b>85704</b>	4	6	13.38	413/32	413 x 0.20	0.935	23.75	0.085	2.16	0.047	1.19
<b>85504</b>	4	4	21.55	665/32	665 x 0.20	1.076	27.33	0.085	2.16	0.047	1.19
<b>85304</b>	4	2	33.86	1045/32	1045 x 0.20	1.250	31.75	0.085	2.16	0.047	1.19



# Xtra-Guard® Continuous Flex Control

C-Track or High Flexing Applications Up to 14 Million Flex Life Cycles 600 V Shielded, Multiconductor



**UL AWM 2587**  
**CSA AWM I/II A/B FT1**  
**CE**

### Operating Temperature

- -5°C to +90°C (flexing)
- -40°C to +90°C (stationary)

### Conductor Color Coding

- Numbered red conductors
- 1 yellow/green ground conductor
- Jacket color: black

### Materials

- Finely stranded bare copper conductors
- Lubricated PVC insulation
- Tinned copper braid shield, 85% coverage
- PVC inner jacket
- Oil-resistant PVC jacket

### Availability

100 ft (30.5 m)  
500 ft (152 m)  
1000 ft (305 m)  
Bulk, cut to length

### FIT® Tubing Recommendations

- FIT-FLEX: Highly flexible, cross-linked silicone rubber
- FIT-650: Chemical/temperature resistant cross-linked fluoroelastomer



## 26 AWG (0.14 mm<sup>2</sup>)

Stranding: 19/38 (19 x 0.10)  
Insulation thickness: 0.022 (.56 mm)

Part No.	Conductors	Nominal Diameter		Jacket Thickness	
		Inch	mm	Inch	mm
<b>85263CY</b>	3	0.307	7.80	0.035	0.89
<b>85264CY</b>	4	0.326	8.28	0.035	0.89
<b>85265CY</b>	5	0.356	9.04	0.040	1.02
<b>85267CY</b>	7	0.409	10.39	0.040	1.02
<b>852610CY</b>	10	0.456	11.58	0.040	1.02

## 24 AWG (0.23 mm<sup>2</sup>)

Stranding: 19/36 (19 x 0.13)  
Insulation thickness: 0.022 (0.56 mm)

Part No.	Conductors	Nominal Diameter		Jacket Thickness	
		Inch	mm	Inch	mm
<b>85243CY</b>	3	0.318	8.08	0.035	0.89
<b>85244CY</b>	4	0.338	8.59	0.035	0.89
<b>85245CY</b>	5	0.370	9.40	0.040	1.02
<b>85247CY</b>	7	0.432	10.97	0.040	1.02
<b>852410CY</b>	10	0.483	12.27	0.040	1.02

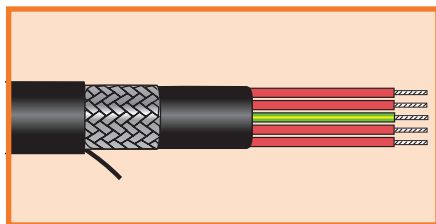
## 22 AWG (0.35 mm<sup>2</sup>)

Stranding: 41/38 (41 x 0.10)  
Insulation thickness: 0.022 (0.56 mm)

Part No.	Conductors	Nominal Diameter		Jacket Thickness	
		Inch	mm	Inch	mm
<b>85223CY</b>	3	0.329	8.36	0.035	0.89
<b>85224CY</b>	4	0.350	8.89	0.035	0.89
<b>85225CY</b>	5	0.383	9.73	0.040	1.02
<b>85227CY</b>	7	0.448	11.38	0.040	1.02
<b>852210CY</b>	10	0.503	12.78	0.040	1.02

# Xtra-Guard® Continuous Flex Control

C-Track or High Flexing Applications Up to 14 Million Flex Life Cycles 600 V Shielded, Multiconductor



**UL AWM 2587  
CSA AWM I/II A/B FT1  
CE**

### Operating Temperature

- -5°C to +90°C (flexing)
- -40°C to +90°C (stationary)

### Conductor Color Coding

- Numbered red conductors
- 1 yellow/green ground conductor
- Jacket color: black

### Materials

- Finely stranded bare copper conductors
- Lubricated PVC insulation
- Tinned copper braid shield, 85% coverage
- PVC inner jacket
- Oil-resistant PVC jacket

### Availability

100 ft (30.5 m)  
500 ft (152 m)  
1000 ft (305 m)  
Bulk, cut to length

### FIT® Tubing Recommendations

- FIT-FLEX: Highly flexible, cross-linked silicone rubber
- FIT-650: Chemical/temperature resistant cross-linked fluoroelastomer



## 20 AWG (0.51 mm<sup>2</sup>)

Stranding: 63/38 (63 x 0.10 mm)  
Insulation thickness: 0.022 (0.56 mm)

Part No.	Conductors	Nominal Diameter		Jacket Thickness	
		Inch	mm	Inch	mm
85003CY	3	0.350	8.89	0.035	0.89
85004CY	4	0.375	9.53	0.035	0.89
85005CY	5	0.411	10.44	0.040	1.02
85007CY	7	0.482	12.24	0.040	1.02
85010CY	10	0.545	13.84	0.040	1.02
85012CY	12	0.564	14.33	0.050	1.27
85018CY	18	0.662	16.81	0.060	1.52
85025CY	25	0.812	20.62	0.070	1.78

## 18 AWG (0.85 mm<sup>2</sup>)

Stranding: 105/38 (105 x 0.10 mm)  
Insulation thickness: 0.022 (0.56 mm)

Part No.	Conductors	Nominal Diameter		Jacket Thickness	
		Inch	mm	Inch	mm
85803CY	3	0.376	9.55	0.035	0.89
85804CY	4	0.414	10.52	0.040	1.02
85805CY	5	0.453	11.51	0.040	1.02
85807CY	7	0.532	13.51	0.045	1.14
85812CY	12	0.634	16.10	0.060	1.52
85818CY	18	0.729	18.52	0.060	1.52
85825CY	25	0.908	23.06	0.080	2.03

## 16 AWG (1.36 mm<sup>2</sup>)

Stranding: 168/38 (168 x 0.10 mm)  
Insulation thickness: 0.022 (0.56 mm)

Part No.	Conductors	Nominal Diameter		Jacket Thickness	
		Inch	mm	Inch	mm
85603CY	3	0.419	10.64	0.035	0.89
85604CY	4	0.460	11.68	0.040	1.02
85605CY	5	0.500	12.70	0.040	1.02
85607CY	7	0.602	15.29	0.055	1.40
85612CY	12	0.690	17.53	0.060	1.52
85615CY	15	0.769	19.53	0.060	1.52
85618CY	18	0.805	20.45	0.060	1.52
85625CY	25	0.973	24.71	0.065	1.65
85634CY	34	1.087	27.61	0.085	2.16

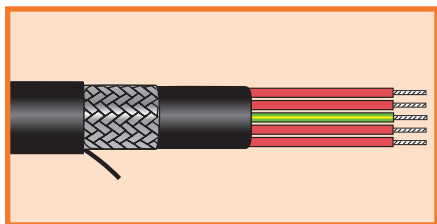
## 14 AWG (2.16 mm<sup>2</sup>)

Stranding: 266/38 (266 x 0.10 mm)  
Insulation thickness: 0.022 (0.56 mm)

Part No.	Conductors	Nominal Diameter		Jacket Thickness	
		Inch	mm	Inch	mm
85404CY	4	0.528	13.41	0.050	1.27
85407CY	7	0.676	17.17	0.065	1.65

# Xtra-Guard® Continuous Flex Control

C-Track or High Flexing Applications Up to 14 Million Flex Life Cycles 600 V Shielded, Multiconductor



**UL AWM 2587**  
**CSA AWM I/II A/B FT1**  
**CE**

### Operating Temperature

- -5°C to +90°C (flexing)
- -40°C to +90°C (stationary)

### Conductor Color Coding

- Numbered red conductors
- 1 yellow/green ground conductor
- Jacket color: black

### Materials

- Finely stranded bare copper conductors
- Lubricated PVC insulation
- Tinned copper braid shield, 85% coverage
- PVC inner jacket
- Oil-resistant PVC jacket

### Availability

- 100 ft (30.5 m)
- 500 ft (152 m)
- 1000 ft (305 m)
- Bulk, cut to length

### FIT® Tubing Recommendations

- FIT-FLEX: Highly flexible, cross-linked silicone rubber
- FIT-650: Chemical/temperature resistant cross-linked fluoroelastomer

#### 12 AWG (3.35 mm<sup>2</sup>)

Stranding: 413/38 (413 x 0.10 mm)  
Insulation thickness: 0.022 (0.56 mm)

Part No.	Conductors	Nominal Diameter		Jacket Thickness	
		Inch	mm	Inch	mm
<b>85204CY</b>	4	0.641	16.28	0.075	1.90
<b>85207CY</b>	7	0.840	21.34	0.100	2.54

#### 10 AWG (5.34 mm<sup>2</sup>)

Stranding: 658/38 (658 x 0.10 mm)  
Insulation thickness: 0.022 (0.56 mm)

Part No.	Conductors	Nominal Diameter		Jacket Thickness	
		Inch	mm	Inch	mm
<b>85104CY</b>	4	0.704	17.88	0.070	1.78
<b>85107CY</b>	7	0.947	24.05	0.100	2.54

#### 8 to 2 AWG (8.62 to 33.86 mm<sup>2</sup>)

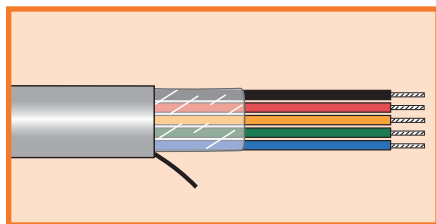
Part No.	Conductors	Wire Size		Stranding		Nominal Diameter		Jacket Thickness		Insulation Thickness	
		AWG	mm <sup>2</sup>	AWG	mm	Inch	mm	Inch	mm	Inch	mm
<b>85904CY</b>	4	8	8.62	266/32	266 x 0.20	0.882	22.40	0.085	2.16	0.032	0.81
<b>85704CY</b>	4	6	13.38	413/32	413 x 0.20	1.066	27.08	0.085	2.16	0.047	1.19
<b>85504CY</b>	4	4	21.55	665/32	665 x 0.20	1.227	31.17	0.085	2.16	0.047	1.19
<b>85304CY</b>	4	2	33.86	1045/32	1045 x 0.20	1.431	36.35	0.095	2.41	0.047	1.19





# Xtra-Guard® Continuous Flex Data

C-Track or High Flexing Applications Up to 6 Million Flex Life Cycles 300 V Unshielded, Multiconductor



**UL CM**  
**UL AWM 2661**  
**CSA AWM I/II A/B FT4**  
**CSA CMG**  
**CE**

### Operating Temperature

- +5°C to +105°C (flexing)
- -10°C to +105°C (stationary)

### Conductor Color Coding

- Chart D
- Jacket color: slate

### Materials

- Finely stranded tinned copper conductors
- Lubricated semi-rigid PVC insulation
- Oil-resistant PVC jacket

### Availability

100 ft (30.5 m)  
 500 ft (152 m)  
 1000 ft (305 m)  
 Bulk, cut to length

### FIT® Tubing Recommendations

- FIT-FLEX: Highly flexible, cross-linked silicone rubber
- FIT-650: Chemical/temperature resistant cross-linked fluoroelastomer



## 28 AWG (0.09 mm<sup>2</sup>)

Stranding: 7/36 (7 x 0.13 mm)  
 Insulation thickness: 0.010 (0.25 mm)

Part No.	Conductors	Nominal Diameter		Jacket Thickness	
		Inch	mm	Inch	mm
<b>86002</b>	2	0.154	3.91	0.040	1.02
<b>86003</b>	3	0.160	4.06	0.040	1.02
<b>86004</b>	4	0.170	4.32	0.040	1.02
<b>86005</b>	5	0.180	4.57	0.040	1.02
<b>86007</b>	7	0.203	5.16	0.040	1.02
<b>86012</b>	12	0.263	6.68	0.040	1.02
<b>86018</b>	18	0.262	6.65	0.040	1.02
<b>86025</b>	25	0.309	7.85	0.040	1.02

## 26 AWG (0.14 mm<sup>2</sup>)

Stranding: 7/34 (7 x 0.16 mm)  
 Insulation thickness: 0.010 (0.25 mm)

Part No.	Conductors	Nominal Diameter		Jacket Thickness	
		Inch	mm	Inch	mm
<b>86102</b>	2	0.162	4.11	0.040	1.02
<b>86103</b>	3	0.168	4.27	0.040	1.02
<b>86104</b>	4	0.179	4.55	0.040	1.02
<b>86105</b>	5	0.191	4.85	0.040	1.02
<b>86107</b>	7	0.217	5.51	0.040	1.02
<b>86112</b>	12	0.283	7.19	0.040	1.02
<b>86118</b>	18	0.282	7.16	0.040	1.02
<b>86125</b>	25	0.335	8.51	0.040	1.02

## 24 AWG (0.20 mm<sup>2</sup>)

Stranding: 10/34 (10 x 0.16 mm)  
 Insulation thickness: 0.010 (0.25 mm)

Part No.	Conductors	Nominal Diameter		Jacket Thickness	
		Inch	mm	Inch	mm
<b>86202</b>	2	0.172	4.37	0.040	1.02
<b>86203</b>	3	0.179	4.55	0.040	1.02
<b>86204</b>	4	0.191	4.85	0.040	1.02
<b>86205</b>	5	0.205	5.21	0.040	1.02
<b>86207</b>	7	0.233	5.92	0.040	1.02
<b>86212</b>	12	0.307	7.80	0.040	1.02
<b>86218</b>	18	0.307	7.80	0.040	1.02
<b>86225</b>	25	0.376	9.55	0.045	1.14

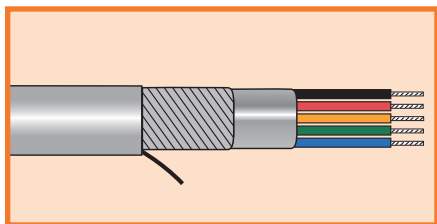
## 22 AWG (0.38 mm<sup>2</sup>)

Stranding: 19/34 (19 x 0.16 mm)  
 Insulation thickness: 0.010 (0.25 mm)

Part No.	Conductors	Nominal Diameter		Jacket Thickness	
		Inch	mm	Inch	mm
<b>86302</b>	2	0.188	4.78	0.040	1.02
<b>86303</b>	3	0.197	5.00	0.040	1.02
<b>86304</b>	4	0.211	5.36	0.040	1.02
<b>86305</b>	5	0.227	5.77	0.040	1.02
<b>86307</b>	7	0.260	6.60	0.040	1.02
<b>86312</b>	12	0.347	8.81	0.040	1.02
<b>86318</b>	18	0.347	8.81	0.040	1.02
<b>86325</b>	25	0.426	10.82	0.045	1.14

# Xtra-Guard® Continuous Flex Data

C-Track or High Flexing Applications Up to 6 Million Flex Life Cycles 300 V Foil/Spiral Shield, Multiconductor



**UL CM**  
**UL AWM 2661**  
**CSA AWM I/II A/B FT4**  
**CSA CMG**  
**CE**

### Operating Temperature

- +5°C to 105°C (flexing)
- -10°C to 105°C (stationary)

### Conductor Color Coding

- Chart D
- Jacket color: slate

### Materials

- Finely stranded tinned copper conductors
- Lubricated semi-rigid PVC insulation
- Foil + spiral shield  
 Aluminum/polyester foil shield, 25% overlap min.  
 Foil facing outward  
 Tinned copper spiral shield, 90% coverage
- Oil-resistant PVC jacket

### Availability

100 ft (30.5 m)  
 500 ft (152 m)  
 1000 ft (305 m)  
 Bulk, cut to length

### FIT® Tubing Recommendations

- FIT-FLEX: Highly flexible, cross-linked silicone rubber
- FIT-650: Chemical/temperature resistant cross-linked fluoroelastomer



## 20 AWG (0.56 mm<sup>2</sup>)

Stranding: 19/32 (19 x 0.20 mm)  
 Insulation thickness: 0.01 (0.25 mm)

Part No.	Conductors	Nominal Diameter		Jacket Thickness	
		Inch	mm	Inch	mm
<b>862002</b>	2	0.204	5.18	0.040	1.02
<b>862003</b>	3	0.214	5.44	0.040	1.02
<b>862004</b>	4	0.230	5.84	0.040	1.02
<b>862005</b>	5	0.248	6.30	0.040	1.02
<b>862007</b>	7	0.293	7.44	0.043	1.09
<b>862012</b>	12	0.340	8.64	0.043	1.09

## 18 AWG (0.81 mm<sup>2</sup>)

Stranding: 41/34 (41 x 0.16 mm)  
 Insulation thickness: 0.01 (0.25 mm)

Part No.	Conductors	Nominal Diameter		Jacket Thickness	
		Inch	mm	Inch	mm
<b>861802</b>	2	0.210	5.33	0.040	1.02
<b>861803</b>	3	0.220	5.59	0.040	1.02
<b>861804</b>	4	0.237	6.02	0.040	1.02
<b>861805</b>	5	0.257	6.53	0.040	1.02
<b>861807</b>	7	0.303	7.70	0.043	1.09
<b>861812</b>	12	0.352	9.84	0.043	1.09

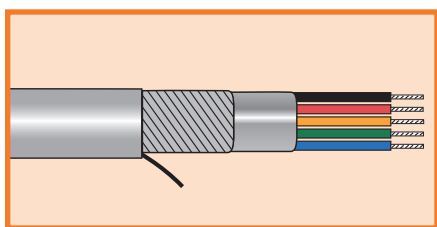
## 16 AWG (1.23 mm<sup>2</sup>)

Stranding: 65/34 (65 x 0.16 mm)  
 Insulation thickness: 0.01 (0.25 mm)

Part No.	Conductors	Nominal Diameter		Jacket Thickness	
		Inch	mm	Inch	mm
<b>861602</b>	2	0.236	5.99	0.040	1.02
<b>861603</b>	3	0.248	6.30	0.040	1.02
<b>861604</b>	4	0.275	6.99	0.043	1.09
<b>861605</b>	5	0.298	7.57	0.043	1.09
<b>861607</b>	7	0.346	8.79	0.043	1.09
<b>861612</b>	12	0.426	10.82	0.053	1.35

# Xtra-Guard® Continuous Flex Data

C-Track or High Flexing Applications Up to 6 Million Flex Life Cycles 300 V Foil/Spiral Shield, Multiconductor



**UL CM**  
**UL AWM 2661**  
**CSA AWM I/II A/B FT4**  
**CSA CMG**  
**CE**

## Operating Temperature

- +5°C to 105°C (flexing)
- -10°C to 105°C (stationary)

## Conductor Color Coding

- Chart D
- Jacket color: slate

## Materials

- Finely stranded tinned copper conductors
- Lubricated semi-rigid PVC insulation
- Foil + spiral shield  
Aluminum/polyester foil shield, 25% overlap min.  
Foil facing outward
- Tinned copper spiral shield, 90% coverage
- Oil-resistant PVC jacket

## Availability

100 ft (30.5 m)  
 500 ft (152 m)  
 1000 ft (305 m)  
 Bulk, cut to length

## FIT® Tubing Recommendations

- FIT-FLEX: Highly flexible, cross-linked silicone rubber
- FIT-650: Chemical/temperature resistant cross-linked fluoroelastomer



### 28 AWG (0.09 mm<sup>2</sup>)

Stranding: 7/36 (7 x 0.13 mm)  
 Insulation thickness: 0.010 (0.25 mm)

Part No.	Conductors	Nominal Diameter		Jacket Thickness	
		Inch	mm	Inch	mm
86002CY	2	0.174	4.42	0.040	1.02
86003CY	3	0.180	4.57	0.040	1.02
86004CY	4	0.190	4.83	0.040	1.02
86005CY	5	0.200	5.08	0.040	1.02
86007CY	7	0.223	5.66	0.040	1.02
86012CY	12	0.283	7.19	0.040	1.02
86018CY	18	0.282	7.16	0.040	1.02
86025CY	25	0.329	8.36	0.040	1.02

### 26 AWG (0.14 mm<sup>2</sup>)

Stranding: 7/34 (7 x 0.16 mm)  
 Insulation thickness: 0.010 (0.25 mm)

Part No.	Conductors	Nominal Diameter		Jacket Thickness	
		Inch	mm	Inch	mm
86102CY	2	0.182	4.62	0.040	1.02
86103CY	3	0.188	4.78	0.040	1.02
86104CY	4	0.199	5.05	0.040	1.02
86105CY	5	0.211	5.36	0.040	1.02
86107CY	7	0.237	6.02	0.040	1.02
86112CY	12	0.303	7.70	0.040	1.02
86118CY	18	0.302	7.67	0.040	1.02
86125CY	25	0.355	9.02	0.040	1.02

### 24 AWG (0.20 mm<sup>2</sup>)

Stranding: 10/34 (10 x 0.16 mm)  
 Insulation thickness: 0.010 (0.25 mm)

Part No.	Conductors	Nominal Diameter		Jacket Thickness	
		Inch	mm	Inch	mm
86202CY	2	0.192	4.88	0.040	1.02
86203CY	3	0.199	5.05	0.040	1.02
86204CY	4	0.211	5.36	0.040	1.02
86205CY	5	0.225	5.72	0.040	1.02
86207CY	7	0.253	6.43	0.040	1.02
86212CY	12	0.327	8.31	0.040	1.02
86218CY	18	0.327	8.31	0.040	1.02
86225CY	25	0.396	10.06	0.045	1.14

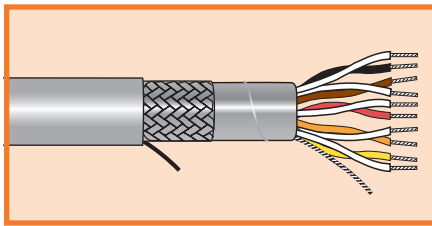
### 22 AWG (0.38 mm<sup>2</sup>)

Stranding: 19/34 (19 x 0.16 mm)  
 Insulation thickness: 0.010 (0.25 mm)

Part No.	Conductors	Nominal Diameter		Jacket Thickness	
		Inch	mm	Inch	mm
86302CY	2	0.208	5.28	0.040	1.02
86303CY	3	0.217	5.51	0.040	1.02
86304CY	4	0.231	5.87	0.040	1.02
86305CY	5	0.247	6.27	0.040	1.02
86307CY	7	0.280	7.11	0.040	1.02
86312CY	12	0.367	9.32	0.040	1.02
86318CY	18	0.367	9.32	0.040	1.02
86325CY	25	0.446	11.33	0.045	1.14

# Xtra-Guard® Continuous Flex Data

C-Track or High Flexing Applications Up to 6 Million Flex Life Cycles 300 V Foil + Braid Shield, Multipair



**UL CM**  
**UL AWM 2661**  
**CSA AWM I/II A/B FT4**  
**CSA CMG**  
**CE**

### Operating Temperature

- +5°C to +105°C (flexing)
- -10°C to +105°C (stationary)

### Conductor Color Coding

- Chart A
- Jacket color: slate

### Materials

- Finely stranded tinned copper conductors
- Lubricated semi-rigid PVC insulation
- Foil + braid shield  
 Aluminum/polyester foil shield, with 25% overlap and tinned copper drain wire  
 Tinned copper braid with 85% coverage
- Oil-resistant PVC jacket

### Availability

100 ft (30.5 m)  
 500 ft (152 m)  
 1000 ft (305 m)  
 Bulk, cut to length

### FIT® Tubing Recommendations

- FIT-FLEX: Highly flexible, cross-linked silicone rubber
- FIT-650: Chemical/temperature resistant cross-linked fluoroelastomer

## 28 AWG (0.09 mm<sup>2</sup>)

Stranding: 7/36 (7 x 0.13 mm)  
 Insulation thickness: 0.010 (0.25 mm)

Part No.	Pairs	Nominal Diameter		Jacket Thickness	
		Inch	mm	Inch	mm
<b>86401CY</b>	1	0.186	4.72	0.040	1.02
<b>86402CY</b>	2	0.231	5.87	0.040	1.02
<b>86403CY</b>	3	0.240	6.10	0.040	1.02
<b>86404CY</b>	4	0.256	6.50	0.040	1.02
<b>86405CY</b>	5	0.274	6.96	0.040	1.02
<b>86406CY</b>	6	0.293	7.44	0.040	1.02
<b>86408CY</b>	8	0.331	8.41	0.040	1.02
<b>86410CY</b>	10	0.365	9.27	0.045	1.14
<b>86414CY</b>	14	0.381	9.68	0.045	1.14

## 26 AWG (0.14 mm<sup>2</sup>)

Stranding: 7/34 (7 x 0.16 mm)  
 Insulation thickness: 0.010 (0.25 mm)

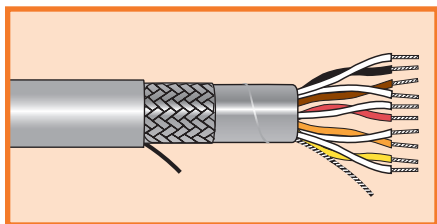
Part No.	Pairs	Nominal Diameter		Jacket Thickness	
		Inch	mm	Inch	mm
<b>86501CY</b>	1	0.194	4.93	0.040	1.02
<b>86502CY</b>	2	0.244	6.20	0.040	1.02
<b>86503CY</b>	3	0.254	6.45	0.040	1.02
<b>86504CY</b>	4	0.272	6.91	0.040	1.02
<b>86505CY</b>	5	0.292	7.42	0.040	1.02
<b>86506CY</b>	6	0.313	7.95	0.040	1.02
<b>86508CY</b>	8	0.355	9.02	0.040	1.02
<b>86510CY</b>	10	0.392	9.96	0.045	1.14
<b>86514CY</b>	14	0.426	10.82	0.053	1.35



# Xtra-Guard® Continuous Flex Data

C-Track or High Flexing Applications Up to 6 Million Flex Life Cycles

300 V Foil + Braid Shield, Multipair



**UL CM**  
**UL AWM 2661**  
**CSA AWM I/II A/B FT4**  
**CSA CMG**  
**CE**

### Operating Temperature

- +5°C to +105°C (flexing)
- -10°C to +105°C (stationary)

### Conductor Color Coding

- Chart A
- Jacket color: slate

### Materials

- Finely stranded tinned copper conductors
- Lubricated semi-rigid PVC insulation
- Foil + braid shield  
 Aluminum/polyester foil shield, with 25% overlap and tinned copper drain wire  
 Tinned copper braid with 85% coverage
- Oil-resistant PVC jacket

### Availability

100 ft (30.5 m)  
 500 ft (152 m)  
 1000 ft (305 m)  
 Bulk, cut to length

### FIT® Tubing Recommendations

- FIT-FLEX: Highly flexible, cross-linked silicone rubber
- FIT-650: Chemical/temperature resistant cross-linked fluoroelastomer

## 20 AWG (0.56 mm<sup>2</sup>)

Stranding: 19/32 (19 x 0.20 mm)  
 Insulation thickness: 0.01 (0.25 mm)

Part No.	Pairs	Nominal Diameter		Jacket Thickness	
		Inch	mm	Inch	mm
<b>8620012CY</b>	12	0.360	9.14	0.043	1.09
<b>862002CY</b>	2	0.224	5.69	0.040	1.02
<b>862003CY</b>	3	0.234	5.94	0.040	1.02
<b>862004CY</b>	4	0.250	6.35	0.040	1.02
<b>862005CY</b>	5	0.268	6.81	0.040	1.02
<b>862007CY</b>	7	0.313	7.95	0.043	1.09

## 18 AWG (0.81 mm<sup>2</sup>)

Stranding: 41/34 (41 x 0.16 mm)  
 Insulation thickness: 0.01 (0.25 mm)

Part No.	Pairs	Nominal Diameter		Jacket Thickness	
		Inch	mm	Inch	mm
<b>861812CY</b>	12	0.372	9.45	0.043	1.09
<b>86182CY</b>	2	0.230	5.84	0.040	1.02
<b>86183CY</b>	3	0.240	6.10	0.040	1.02
<b>86184CY</b>	4	0.257	6.53	0.040	1.02
<b>86185CY</b>	5	0.283	7.19	0.043	1.09
<b>86187CY</b>	7	0.323	8.20	0.043	1.09

## 16 AWG (1.23 mm<sup>2</sup>)

Stranding: 65/34 (65 x 0.16 mm)  
 Insulation thickness: 0.01 (0.25 mm)

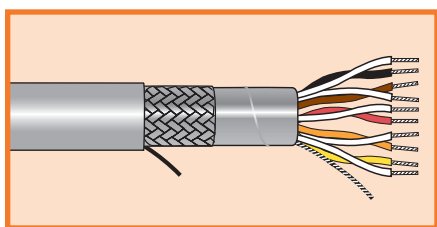
Part No.	Pairs	Nominal Diameter		Jacket Thickness	
		Inch	mm	Inch	mm
<b>861612CY</b>	12	0.446	11.33	0.053	1.35
<b>86162CY</b>	2	0.256	6.50	0.040	1.02
<b>86163CY</b>	3	0.274	6.96	0.043	1.09
<b>86164CY</b>	4	0.295	7.49	0.043	1.09
<b>86165CY</b>	5	0.318	8.08	0.043	1.09
<b>86167CY</b>	7	0.366	9.30	0.043	1.09



# Xtra-Guard® Continuous Flex Data

C-Track or High Flexing Applications Up to 6 Million Flex Life Cycles

300 V Foil + Braid Shield, Multipair



**UL CM**  
**UL AWM 2661**  
**CSA AWM I/II A/B FT4**  
**CSA CMG**  
**CE**

### Operating Temperature

- +5°C to +105°C (flexing)
- -10°C to +105°C (stationary)

### Conductor Color Coding

- Chart A
- Jacket color: slate

### Materials

- Finely stranded tinned copper conductors
- Lubricated semi-rigid PVC insulation
- Foil + braid shield  
 Aluminum/polyester foil shield, with 25% overlap and tinned copper drain wire  
 Tinned copper braid with 85% coverage
- Oil-resistant PVC jacket

### Availability

100 ft (30.5 m)  
 500 ft (152 m)  
 1000 ft (305 m)  
 Bulk, cut to length

### FIT® Tubing Recommendations

- FIT-FLEX: Highly flexible, cross-linked silicone rubber
- FIT-650: Chemical/temperature resistant cross-linked fluoroelastomer

## 24 AWG (0.20 mm<sup>2</sup>)

Stranding: 10/34 (10 x 0.16 mm)  
 Insulation thickness: 0.010 (0.25 mm)

Part No.	Pairs	Nominal Diameter		Jacket Thickness	
		Inch	mm	Inch	mm
<b>86601CY</b>	1	0.204	5.18	0.040	1.02
<b>86602CY</b>	2	0.260	6.60	0.040	1.02
<b>86603CY</b>	3	0.272	6.91	0.040	1.02
<b>86604CY</b>	4	0.292	7.42	0.040	1.02
<b>86605CY</b>	5	0.314	7.98	0.040	1.02
<b>86606CY</b>	6	0.337	8.56	0.040	1.02
<b>86608CY</b>	8	0.385	9.78	0.040	1.02
<b>86610CY</b>	10	0.427	10.85	0.045	1.14
<b>86614CY</b>	14	0.463	11.76	0.053	1.35

## 22 AWG (0.38 mm<sup>2</sup>)

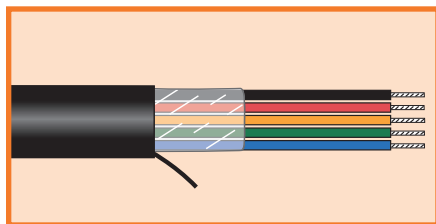
Stranding: 19/34 (19 x 0.16 mm)  
 Insulation thickness: 0.010 (0.25 mm)

Part No.	Pairs	Nominal Diameter		Jacket Thickness	
		Inch	mm	Inch	mm
<b>86701CY</b>	1	0.220	5.59	0.040	1.02
<b>86702CY</b>	2	0.287	7.29	0.040	1.02
<b>86703CY</b>	3	0.301	7.65	0.040	1.02
<b>86704CY</b>	4	0.324	8.23	0.040	1.02
<b>86705CY</b>	5	0.350	8.89	0.040	1.02
<b>86706CY</b>	6	0.377	9.58	0.040	1.02
<b>86708CY</b>	8	0.443	11.25	0.045	1.14
<b>86710CY</b>	10	0.497	12.62	0.053	1.35
<b>86714CY</b>	14	0.527	13.39	0.053	1.35



# Xtra-Guard® Torsional Flex

Torsional Cable with 360° Twisting  
600 V Unshielded, Multiconductor



**UL AWM 20234**  
**CSA AWM I/II A/B FT1**  
**CE**

### Operating Temperature

- -10°C to +80°C (flexing)
- -30°C to +80°C (stationary)

### Conductor Color Coding

- Numbered black conductors
- 1 yellow/green ground conductor
- Jacket color: black

### Materials

- Stranded bare copper conductors
- Thermoplastic elastomer insulation
- Oil-resistant polyurethane jacket

### Availability

Bulk, cut to length

### FIT® Tubing Recommendations

- FIT-FLEX: Highly flexible, cross-linked silicone rubber
- FIT-650: Chemical/temperature resistant cross-linked fluoroelastomer

## 20 AWG (0.56 mm<sup>2</sup>)

Stranding: 19/32 (19 x 0.20 mm)  
Insulation thickness: 0.01 (0.25 mm)

Part No.	Conductors	Nominal Diameter		Jacket Thickness	
		Inch	mm	Inch	mm
<b>8672001CY</b>	1	0.236	5.99	0.040	1.02
<b>8672002CY</b>	2	0.319	8.10	0.043	1.09
<b>8672003CY</b>	3	0.335	8.51	0.043	1.09
<b>8672004CY</b>	4	0.362	9.19	0.043	1.09
<b>8672005CY</b>	5	0.412	10.46	0.053	1.35
<b>8672006CY</b>	6	0.443	11.25	0.053	1.35
<b>8672008CY</b>	8	0.513	13.03	0.053	1.35

## 18 AWG (0.81 mm<sup>2</sup>)

Stranding: 41/34 (41 x 0.16 mm)  
Insulation thickness: 0.01 (0.25 mm)

Part No.	Conductors	Nominal Diameter		Jacket Thickness	
		Inch	mm	Inch	mm
<b>8671801CY</b>	1	0.242	6.15	0.040	1.02
<b>8671802CY</b>	2	0.329	8.36	0.043	1.09
<b>8671803CY</b>	3	0.345	8.76	0.043	1.09
<b>8671804CY</b>	4	0.374	9.50	0.043	1.09
<b>8671805CY</b>	5	0.425	10.80	0.053	1.35
<b>8671806CY</b>	6	0.458	11.63	0.053	1.35
<b>8671808CY</b>	8	0.531	13.49	0.053	1.35

## 16 AWG (1.23 mm<sup>2</sup>)

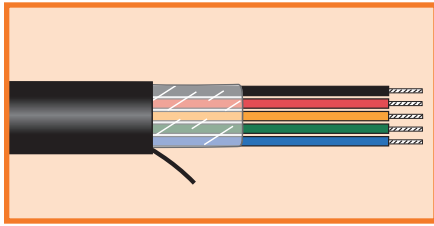
Stranding: 65/34 (65 x 0.16 mm)  
Insulation thickness: 0.01 (0.25 mm)

Part No.	Conductors	Nominal Diameter		Jacket Thickness	
		Inch	mm	Inch	mm
<b>8671601CY</b>	1	0.274	6.96	0.043	1.09
<b>8671602CY</b>	2	0.371	9.42	0.043	1.09
<b>8671603CY</b>	3	0.411	10.44	0.053	1.35
<b>8671604CY</b>	4	0.445	11.30	0.053	1.35
<b>8671605CY</b>	5	0.483	12.27	0.053	1.35
<b>8671606CY</b>	6	0.528	13.41	0.053	1.35
<b>8671608CY</b>	8	0.629	15.98	0.063	1.6



# Xtra-Guard® Torsional Flex

Torsional Cable with 360° Twisting  
600 V Unshielded, Multiconductor



**UL AWM 20234**  
**CSA AWM I/II A/B FT1**  
**CE**

### Operating Temperature

- -10°C to +80°C (flexing)
- -30°C to +80°C (stationary)

### Conductor Color Coding

- Numbered black conductors
- 1 yellow/green ground conductor
- Jacket color: black

### Materials

- Stranded bare copper conductors
- Thermoplastic elastomer insulation
- Oil-resistant polyurethane jacket

### Availability

Bulk, cut to length

### FIT® Tubing Recommendations

- FIT-FLEX: Highly flexible, cross-linked silicone rubber
- FIT-650: Chemical/temperature resistant cross-linked fluoroelastomer

## 24 AWG (0.23 mm<sup>2</sup>)

Stranding: 7/32 (7 x 0.20 mm)  
Insulation thickness: 0.016 (0.41 mm)

Part No.	Conductors	Nominal Diameter		Jacket Thickness	
		Inch	mm	Inch	mm
<b>87003</b>	3	0.227	5.77	0.050	1.27
<b>87004</b>	4	0.242	6.15	0.050	1.27
<b>87005</b>	5	0.259	6.58	0.050	1.27
<b>87007</b>	7	0.294	7.47	0.050	1.27

## 22 AWG (0.38 mm<sup>2</sup>)

Stranding: 19/34 (19 x 0.16 mm)  
Insulation thickness: 0.016 (0.41 mm)

Part No.	Conductors	Nominal Diameter		Jacket Thickness	
		Inch	mm	Inch	mm
<b>87103</b>	3	0.244	6.20	0.050	1.27
<b>87104</b>	4	0.261	6.63	0.050	1.27
<b>87105</b>	5	0.281	7.14	0.050	1.27
<b>87107</b>	7	0.321	8.15	0.050	1.27

## 20 AWG (0.62 mm<sup>2</sup>)

Stranding: 19/32 (19 x 0.20 mm)  
Insulation thickness: 0.016 (0.41 mm)

Part No.	Conductors	Nominal Diameter		Jacket Thickness	
		Inch	mm	Inch	mm
<b>87203</b>	3	0.262	6.65	0.050	1.27
<b>87204</b>	4	0.281	7.14	0.050	1.27
<b>87205</b>	5	0.302	7.67	0.050	1.27
<b>87207</b>	7	0.347	8.81	0.050	1.27

## 18 AWG (0.96 mm<sup>2</sup>)

Stranding: 19/30 (19 x 0.25 mm)  
Insulation thickness: 0.016 (0.41 mm)

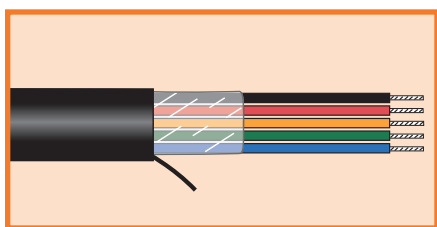
Part No.	Conductors	Nominal Diameter		Jacket Thickness	
		Inch	mm	Inch	mm
<b>87303</b>	3	0.283	7.19	0.050	1.27
<b>87304</b>	4	0.305	7.75	0.050	1.27
<b>87305</b>	5	0.329	8.36	0.050	1.27
<b>87307</b>	7	0.380	9.65	0.050	1.27





# Xtra-Guard® Torsional Flex

Torsional Cable with 360° Twisting  
600 V Unshielded, Multiconductor



**UL AWM 20234**  
**CSA AWM I/II A/B FT1**  
**CE**

## Operating Temperature

- -10°C to +80°C (flexing)
- -30°C to +80°C (stationary)

## Conductor Color Coding

- Numbered black conductors
- 1 yellow/green ground conductor
- Jacket color: black

## Materials

- Stranded bare copper conductors
- Thermoplastic elastomer insulation
- Oil-resistant polyurethane jacket

## Availability

Bulk, cut to length

## FIT® Tubing Recommendations

- FIT-FLEX: Highly flexible, cross-linked silicone rubber
- FIT-650: Chemical/temperature resistant cross-linked fluoroelastomer

### 16 AWG (1.32 mm<sup>2</sup>)

Stranding: 19/0.0117 (19 x 0.30 mm)  
Insulation thickness: 0.016 (0.41 mm)

Part No.	Conductors	Nominal Diameter		Jacket Thickness	
		Inch	mm	Inch	mm
<b>87403</b>	3	0.302	7.67	0.050	1.27
<b>87404</b>	4	0.327	8.31	0.050	1.27
<b>87405</b>	5	0.354	8.99	0.050	1.27
<b>87407</b>	7	0.410	10.41	0.050	1.27

### 14 AWG (2.07 mm<sup>2</sup>)

Stranding: 19/0.0147 (19 x 0.37 mm)  
Insulation thickness: 0.027 (0.69 mm)

Part No.	Conductors	Nominal Diameter		Jacket Thickness	
		Inch	mm	Inch	mm
<b>87503</b>	3	0.382	9.70	0.050	1.27
<b>87504</b>	4	0.417	10.59	0.050	1.27
<b>87505</b>	5	0.455	11.56	0.050	1.27
<b>87507</b>	7	0.535	13.59	0.050	1.27

### 12 AWG (3.29 mm<sup>2</sup>)

Stranding: 19/0.0185 (19 x 0.47 mm)  
Insulation thickness: 0.027 (0.69 mm)

Part No.	Conductors	Nominal Diameter		Jacket Thickness	
		Inch	mm	Inch	mm
<b>87603</b>	3	0.444	11.28	0.060	1.52
<b>87604</b>	4	0.483	12.27	0.060	1.52
<b>87605</b>	5	0.526	13.36	0.060	1.52
<b>87607</b>	7	0.618	15.70	0.060	1.52

### 10 AWG (5.22 mm<sup>2</sup>)

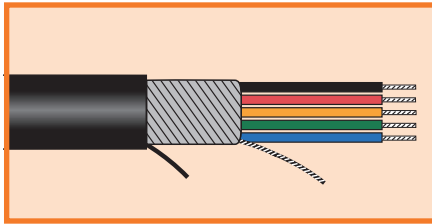
Stranding: 37/0.0167 (37 x 0.42 mm)  
Insulation thickness: 0.030 (0.76 mm)

Part No.	Conductors	Nominal Diameter		Jacket Thickness	
		Inch	mm	Inch	mm
<b>87703</b>	3	0.508	12.90	0.060	1.52
<b>87704</b>	4	0.555	14.10	0.060	1.52
<b>87705</b>	5	0.627	15.93	0.070	1.78
<b>87707</b>	7	0.737	18.72	0.070	1.78



# Xtra-Guard® Torsional Flex

Torsional Cable with 360° Twisting  
600 V Shielded, Multiconductor



**UL AWM 20234**  
**CSA AWM I/II A/B FT1**  
**CE**

### Operating Temperature

- -10°C to +80°C (flexing)
- -30°C to +80°C (stationary)

### Conductor Color Coding

- Numbered black conductors
- 1 yellow/green ground conductor
- Jacket color: black

### Materials

- Stranded bare copper conductors
- Thermoplastic elastomer insulation
- Tinned copper spiral shield, 90% coverage
- Oil-resistant polyurethane jacket

### Availability

Bulk, cut to length

### FIT® Tubing Recommendations

- FIT-FLEX: Highly flexible, cross-linked silicone rubber
- FIT-650: Chemical/temperature resistant cross-linked fluoroelastomer

## 24 AWG (0.23 mm<sup>2</sup>)

Stranding: 7/32 (7 x 0.20 mm)  
Insulation thickness: 0.016 (0.41 mm)

Part No.	Conductors	Nominal Diameter		Jacket Thickness	
		Inch	mm	Inch	mm
<b>87003CY</b>	3	0.246	6.25	0.050	1.27
<b>87004CY</b>	4	0.261	6.63	0.050	1.27
<b>87005CY</b>	5	0.278	7.06	0.050	1.27
<b>87007CY</b>	7	0.313	7.95	0.050	1.27

## 22 AWG (0.38 mm<sup>2</sup>)

Stranding: 19/34 (19 x 0.16 mm)  
Insulation thickness: 0.016 (0.41 mm)

Part No.	Conductors	Nominal Diameter		Jacket Thickness	
		Inch	mm	Inch	mm
<b>87103CY</b>	3	0.263	6.68	0.050	1.27
<b>87104CY</b>	4	0.280	7.11	0.050	1.27
<b>87105CY</b>	5	0.300	7.62	0.050	1.27
<b>87107CY</b>	7	0.340	8.64	0.050	1.27

## 20 AWG (0.62 mm<sup>2</sup>)

Stranding: 19/32 (19 x 0.20 mm)  
Insulation thickness: 0.016 (0.41 mm)

Part No.	Conductors	Nominal Diameter		Jacket Thickness	
		Inch	mm	Inch	mm
<b>87203CY</b>	3	0.281	7.14	0.050	1.27
<b>87204CY</b>	4	0.300	7.62	0.050	1.27
<b>87205CY</b>	5	0.321	8.15	0.050	1.27
<b>87207CY</b>	7	0.366	9.30	0.050	1.27

## 18 AWG (0.96 mm<sup>2</sup>)

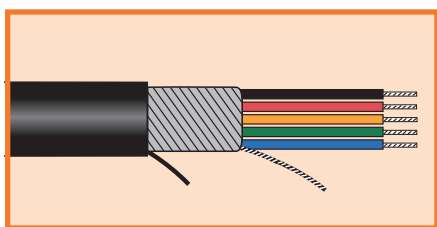
Stranding: 19/30 (19 x 0.25 mm)  
Insulation thickness: 0.016 (0.41 mm)

Part No.	Conductors	Nominal Diameter		Jacket Thickness	
		Inch	mm	Inch	mm
<b>87303CY</b>	3	0.302	7.67	0.050	1.27
<b>87304CY</b>	4	0.324	8.23	0.050	1.27
<b>87305CY</b>	5	0.348	8.84	0.050	1.27
<b>87307CY</b>	7	0.399	10.13	0.050	1.27



# Xtra-Guard® Torsional Flex

Torsional Cable with 360° Twisting  
600 V Shielded, Multiconductor



**UL AWM 20234**  
**CSA AWM I/II A/B FT1**  
**CE**

### Operating Temperature

- -10°C to +80°C (flexing)
- -30°C to +80°C (stationary)

### Conductor Color Coding

- Numbered black conductors
- 1 yellow/green ground conductor
- Jacket color: black

### Materials

- Stranded bare copper conductors
- Thermoplastic elastomer insulation
- Tinned copper spiral shield, 90% coverage
- Oil-resistant polyurethane jacket

### Availability

Bulk, cut to length

### FIT® Tubing Recommendations

- FIT-FLEX: Highly flexible, cross-linked silicone rubber
- FIT-650: Chemical/temperature resistant cross-linked fluoroelastomer

## 16 AWG (1.32 mm<sup>2</sup>)

Stranding: 19/0.0117 (19 x 0.30 mm)  
Insulation thickness: 0.016 (0.41 mm)

Part No.	Conductors	Nominal Diameter		Jacket Thickness	
		Inch	mm	Inch	mm
<b>87403CY</b>	3	0.321	8.15	0.050	1.27
<b>87404CY</b>	4	0.346	8.79	0.050	1.27
<b>87405CY</b>	5	0.373	9.47	0.050	1.27
<b>87407CY</b>	7	0.429	10.90	0.050	1.27

## 14 AWG (2.07 mm<sup>2</sup>)

Stranding: 19/0.0147 (19 x 0.37 mm)  
Insulation thickness: 0.027 (0.69 mm)

Part No.	Conductors	Nominal Diameter		Jacket Thickness	
		Inch	mm	Inch	mm
<b>87503CY</b>	3	0.401	10.19	0.050	1.27
<b>87504CY</b>	4	0.436	11.07	0.050	1.27
<b>87505CY</b>	5	0.474	12.04	0.050	1.27
<b>87507CY</b>	7	0.554	14.07	0.050	1.27

## 12 AWG (3.29 mm<sup>2</sup>)

Stranding: 19/0.0185 (19 x 0.47 mm)  
Insulation thickness: 0.027 (0.69 mm)

Part No.	Conductors	Nominal Diameter		Jacket Thickness	
		Inch	mm	Inch	mm
<b>87603CY</b>	3	0.463	11.76	0.060	1.52
<b>87604CY</b>	4	0.502	12.75	0.060	1.52
<b>87605CY</b>	5	0.545	13.84	0.060	1.52
<b>87607CY</b>	7	0.637	16.18	0.060	1.52

## 10 AWG (5.22 mm<sup>2</sup>)

Stranding: 37/0.0167 (37 x 0.42 mm)  
Insulation thickness: 0.030 (0.76 mm)

Part No.	Conductors	Nominal Diameter		Jacket Thickness	
		Inch	mm	Inch	mm
<b>87703CY</b>	3	0.527	13.39	0.060	1.52
<b>87704CY</b>	4	0.574	14.58	0.060	1.52
<b>87705CY</b>	5	0.646	16.41	0.070	1.78
<b>87707CY</b>	7	0.756	19.20	0.070	1.78



# Conductor Color Coding



## Multipair Cables

Chart A

Pair No.	Color Combination	Pair No.	Color Combination	Pair No.	Color Combination
1	Black +Red	14	Green + Blue	27	Brown + Yellow
2	Black + White	15	Green + White	28	Violet + Red
3	Black + Green	16	Green + Brown	29	Violet + White
4	Black + Blue	17	Green + Orange	30	Violet + Green
5	Black + Brown	18	Green + Yellow	31	Violet + Blue
6	Black + Yellow	19	White + Blue	32	Violet + Brown
7	Black + Orange	20	White + Brown	33	Violet + Yellow
8	Red + Green	21	White + Orange	34	Violet + Orange
9	Red + White	22	White + Yellow	35	Violet + Slate
10	Red + Blue	23	Blue + Brown	36	Violet + Black
11	Red + Yellow	24	Blue + Orange	37	Slate + Red
12	Red + Brown	25	Blue + Yellow	38	Slate + White
13	Red + Orange	26	Brown + Orange	39	Slate + Green

Chart B

Pair No.	Color Combination	Pair No.	Color Combination	Pair No.	Color Combination
1	White +Black	35	Orange +Slate	69	White/Red +Green
2	White +Brown	36	Yellow +Green	70	White/Red +Blue
3	White +Red	37	Yellow +Blue	71	White/Red +Violet
4	White +Orange	38	Yellow +Violet	72	White/Red +Slate
5	White +Yellow	39	Yellow +Slate	73	White/Orange +Black
6	White +Green	40	Green +Blue	74	White/Orange +Brown
7	White +Blue	41	Green +Violet	75	White/Orange +Red
8	White +Violet	42	Green +Slate	76	White/Orange +Orange
9	White +Slate	43	Blue +Violet	77	White/Orange +Yellow
10	Black +Brown	44	Blue +Slate	78	White/Orange +Green
11	Black +Red	45	Violet +Slate	79	White/Orange +Blue
12	Black +Orange	46	White/Black +Black	80	White/Orange +Violet
13	Black +Yellow	47	White/Black +Brown	81	White/Orange +Slate
14	Black +Green	48	White/Black +Red	82	White/Yellow +Black
15	Black +Blue	49	White/Black +Orange	83	White/Yellow +Brown
16	Black +Violet	50	White/Black +Yellow	84	White/Yellow +Red
17	Black +Slate	51	White/Black +Green	85	White/Yellow +Orange
18	Brown +Red	52	White/Black +Blue	86	White/Yellow +Yellow
19	Brown +Orange	53	White/Black +Violet	87	White/Yellow +Green
20	Brown +Yellow	54	White/Black +Slate	88	White/Yellow +Blue
21	Brown +Green	55	White/Brown +Black	89	White/Yellow +Violet
22	Brown +Blue	56	White/Brown +Brown	90	White/Yellow +Slate
23	Brown +Violet	57	White/Brown +Red	91	White/Green +Black
24	Brown +Slate	58	White/Brown +Orange	92	White/Green +Brown
25	Red +Orange	59	White/Brown +Yellow	93	White/Green +Red
26	Red +Yellow	60	White/Brown +Green	94	White/Green +Orange
27	Red +Green	61	White/Brown +Blue	95	White/Green +Yellow
28	Red +Blue	62	White/Brown +Violet	96	White/Green +Green
29	Red +Violet	63	White/Brown +Slate	97	White/Green +Blue
30	Red +Slate	64	White/Red +Black	98	White/Green +Violet
31	Orange +Yellow	65	White/Red +Brown	99	White/Green +Slate
32	Orange +Green	66	White/Red +Red	100	White/Blue +Black
33	Orange +Blue	67	White/Red +Orange	101	White/Blue +Brown
34	Orange +Violet	68	White/Red +Yellow	102	White/Blue +Red

# Conductor Color Coding



## Multiconductor Cables

Chart D														
No.	Base Color	1st Stripe	2nd Stripe	3rd Stripe	No.	Base Color	1st Stripe	2nd Stripe	3rd Stripe	No.	Base Color	1st Stripe	2nd Stripe	3rd Stripe
1	Black				35	White	Red	Red		69	White	Black	Green	Blue
2	Red				36	White	Red	Green		70	White	Black	Green	Brown
3	White				37	White	Red	Blue		71	White	Black	Green	Orange
4	Green				38	White	Red	Brown		72	White	Black	Green	Slate
5	Orange				39	White	Red	Violet		73	White	Black	Green	Violet
6	Blue				40	White	Green	Black		74	White	Black	Yellow	Blue
7	Brown				41	White	Green	Red		75	White	Black	Yellow	Brown
8	Yellow				42	White	Green	Green		76	White	Black	Yellow	Orange
9	Violet				43	White	Green	Blue		77	White	Black	Yellow	Slate
10	Slate				44	White	Green	Brown		78	White	Black	Yellow	Violet
11	Pink				45	White	Green	Violet		79	White	Black	Blue	Brown
12	Tan				46	White	Blue	Black		80	White	Black	Blue	Orange
13	Red	Green			47	White	Blue	Red		81	White	Black	Blue	Slate
14	Red	Yellow			48	White	Blue	Green		82	White	Black	Blue	Violet
15	Red	Black			49	White	Blue	Blue		83	White	Black	Brown	Orange
16	White	Black			50	White	Blue	Brown		84	White	Black	Brown	Slate
17	White	Red			51	White	Blue	Violet		85	White	Black	Brown	Violet
18	White	Green			52	White	Brown	Black		86	White	Black	Orange	Slate
19	White	Yellow			53	White	Brown	Red		87	White	Black	Orange	Violet
20	White	Blue			54	White	Brown	Green		88	White	Black	Slate	Violet
21	White	Brown			55	White	Brown	Blue		89	White	Red	Black	Green
22	White	Orange			56	White	Brown	Brown		90	White	Red	Black	Yellow
23	White	Slate			57	White	Brown	Violet		91	White	Red	Black	Blue
24	White	Violet			58	White	Violet	Red		92	White	Red	Black	Brown
25	White	Black	Red		59	White	Violet	Green		93	White	Red	Black	Orange
26	White	Black	Green		60	White	Violet	Blue		94	White	Red	Black	Slate
27	White	Black	Yellow		61	White	Black	Red	Green	95	White	Red	Black	Violet
28	White	Black	Blue		62	White	Black	Red	Yellow	96	White	Red	Green	Yellow
29	White	Black	Brown		63	White	Black	Red	Blue	97	White	Red	Green	Blue
30	White	Black	Orange		64	White	Black	Red	Brown	98	White	Red	Green	Brown
31	White	Black	Slate		65	White	Black	Red	Orange	99	White	Red	Green	Orange
32	White	Black	Violet		66	White	Black	Red	Slate	100	White	Red	Green	Slate
33	White	Black	Black		67	White	Black	Red	Violet					
34	White	Red	Black		68	White	Black	Green	Yellow					

## Multiconductor Cables

Chart E														
No.	Base Color	1st Stripe	2nd Stripe	3rd Stripe	No.	Base Color	1st Stripe	2nd Stripe	3rd Stripe	No.	Base Color	1st Stripe	2nd Stripe	3rd Stripe
1	Black				35	White	Red	Orange						
2	Brown				36	White	Red	Yellow						
3	Red				37	White	Red	Green						
4	Orange				38	White	Red	Blue						
5	Yellow				39	White	Red	Violet						
6	Green				40	White	Red	Slate						
7	Blue				41	White	Orange	Yellow						
8	Violet				42	White	Orange	Green						
9	Slate				43	White	Orange	Blue						
10	White				44	White	Orange	Violet						
11	White	Black			45	White	Orange	Slate						
12	White	Brown			46	White	Yellow	Green						
13	White	Red			47	White	Yellow	Blue						
14	White	Orange			48	White	Yellow	Violet						
15	White	Yellow			49	White	Yellow	Slate						
16	White	Green			50	White	Green	Blue						
17	White	Blue			51	White	Green	Violet						
18	White	Violet			52	White	Green	Slate						
19	White	Slate			53	White	Blue	Violet						
20	White	Black	Brown		54	White	Blue	Slate						
21	White	Black	Red		55	White	Violet	Slate						
22	White	Black	Orange		56	White	Black	Brown	Red					
23	White	Black	Yellow		57	White	Black	Brown	Orange					
24	White	Black	Green		58	White	Black	Brown	Yellow					
25	White	Black	Blue		59	White	Black	Brown	Green					
26	White	Black	Violet		60	White	Black	Brown	Blue					
27	White	Black	Slate		61	White	Black	Brown	Violet					
28	White	Brown	Red		62	White	Black	Brown	Slate					
29	White	Brown	Orange		63	White	Black	Red	Yellow					
30	White	Brown	Yellow		64	White	Black	Red	Green					
31	White	Brown	Green		65	White	Black	Red	Blue					
32	White	Brown	Blue		66	White	Black	Red	Violet					
33	White	Brown	Violet		67	White	Black	Red	Slate					
34	White	Brown	Slate		68	White	Black	Orange	Yellow					

## Cables you trust. Service you deserve.

Every application is critical and cable failure is not an option when the safety of equipment and personnel is paramount. Specify Alpha cable for rugged, reliable performance, since the integrity of your system is only as robust as the products you use.

## Custom cable is standard

Alpha Wire goes one step further: manufacturing custom cables to meet unique applications—offering specific conductor counts, shielding options, jacket materials, and versatile product designs. Our custom cable orders are often shipped in less than a week, once again giving you products with more convenience and less delay.

## Service and support, second-to-none

Selecting the correct cable for your critical application is essential to overall system reliability, performance, and safety. So we make it easy for you to select the right Alpha cable for your specific application. Our online resources include a wire and cable selection guide, technical information, full product catalog, and a distributor locator to make it easy to select and get the cable you need. Can't find what you're looking for? Design the cable to your specification. It's easy, just visit **[www.alphawire.com](http://www.alphawire.com)**!

GLOBAL HEADQUARTERS 1320  
City Center Drive, Suite 100  
Carmel, IN 46032  
USA Toll Free: 1-800-52 ALPHA  
Tel: 1-908-925-8000  
Fax: 1-908-925-5411  
E-mail: [info@alphawire.com](mailto:info@alphawire.com)

EUROPE  
Alpha Wire International  
Saxon House  
1 Downside | Sunbury-on-Thames  
Middlesex | United Kingdom | TW16 6RT  
Tel: +44 1 932 772 422  
Fax: +44 1 932 772 433  
E-mail: [europe@alphawire.com](mailto:europe@alphawire.com)

ASIA PACIFIC  
Alpha Wire  
Silver Center | Room 1712  
North Shanxi Road 1388  
Shanghai | China | 200060  
Tel: +86-21-61498201/61498205  
Fax: +86-21-61498001  
E-mail: [apac@alphawire.com](mailto:apac@alphawire.com)

