



28 JULY 2015

Inslee Job Performance Numbers Continue to Drift Downward; Only 30% Inclined to Re-Elect Him.

Voter opinion about Jay Inslee has always seemed to depend on what you ask and who he is being compared to. His job performance measures have never been in positive territory and have gradually drifted downward since his first months in office. On the other hand, 7 in 10 voters gave him a grade of "satisfactory" (C) or better. His solid "C" grade (2.05) was substantially higher than the "D+" (1.49) these same voters gave the state legislature.

And now the "re-elect number": just 30% told *The Elway Poll* last week that they were inclined to vote for him for Governor next year. However, only 25% said they would vote for a Republican.

So which is it: is Inslee doomed or is he a "satisfactory" governor voters would rather keep than elect a Republican?

When asked to rate his job performance on a scale of "excellent, good, only fair or poor," a majority of voters have rated Inslee "only fair or poor" since his first anniversary in office. His net ratings (positive minus negative) have gone from -5 to -14 over the last 18 months.

It is not unusual in this era to have job ratings that are slightly underwater. As these things go, Inslee's ratings are not fatal. But they are certainly not good and are heading in the wrong direction for him.

More troubling for the Governor is the weak showing in the "re-elect" question. The results of that question indicate that he is failing to win over Independents and is losing some Democrats. In fact

- Only 17% of Independents said they were inclined to vote for Inslee "as things stand today"; and
- 26% of Democrats polled said they would be inclined to vote for "a different Democrat" for Governor.

Unless these kinds of findings entice another Democrat into the race (highly unlikely) the choice for these unhappy Democratic voters will be to vote for Inslee or not to vote.

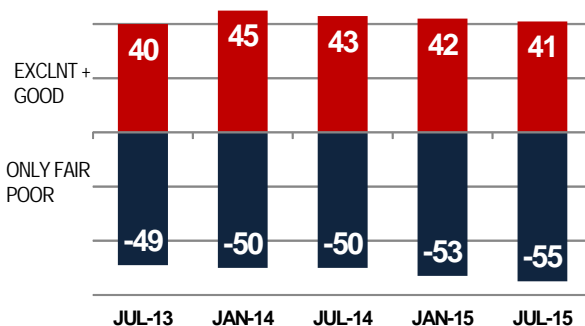
Not a single Democrat in this survey said they would vote for a Republican for Governor. Even if all these Democrats fall into line Inslee is still below the 50% threshold. The task for Inslee, then, is to shore up his support among Democrats and to win over a sufficient number of Independents. Needing to win Independents is nothing new. The extent he needs to back fill his own party is unusual.

Inslee's weak numbers no doubt will have Republicans salivating, and several potential candidates are floating trial balloons. At least one has already announced his candidacy. But these numbers even are more daunting for a Republican than they are for Inslee.

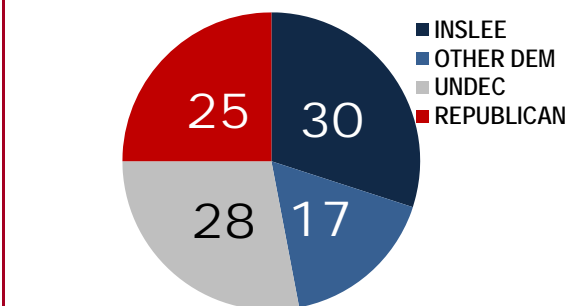
The Republican challenger will have to double the number of voters now inclined to support a Republican. The only place to go is to Independents, who currently are more inclined to vote either for Inslee (17%) or another Democrat (14%) than a Republican (20%) for Governor.

It's a long time until the votes are cast. Both Governor Inslee and the would-be Governors will need that time.

INSLEE JOB PERFORMANCE: 2013-2015



INCLINATION TO VOTE FOR GOVERNOR 2016



Inslee Job Ratings Depend on How You Ask

A key to interpreting Jay Inslee's job rating is voters' definition of "only fair" and "satisfactory."

Survey respondents were asked in separate questions to rate Inslee's job performance. First they were asked to rate it as "excellent, good, only fair, or poor." Later they were asked to give him "a letter grade, like they use in school." The grades were "A for excellent, B for good, C for satisfactory, D for unsatisfactory or F for failing."

In the first question, 55% of voters in this survey rated Governor Inslee's job performance as "only fair" (35%) or "poor" (20%). In the second question, 71% graded his performance as "satisfactory" or better.

Of voters who rated his overall performance as "only fair," 62% gave him a letter grade of "C" (satisfactory). Similarly, 63% of those who graded him a "C" said he was doing an "only fair" job. That makes a total of 22% who said both "only fair" and "satisfactory."

These voters, who would seem to be key to Inslee's re-election prospects, were somewhat more likely to be Independents and men, but were otherwise demographically indistinguishable from other respondents.

Voters who gave Inslee low performance grades had more specific reasons for doing so than voters who give him high marks.

Respondents who graded him a "D" or "F" most often cited his job performance (25%) as the reason why. The question was open-

ended. Chief among the reasons in that category was a general opinion that he is just "not doing a good job" (9%) or that he has "no accomplishments" (9%).

The "D" and "F" graders specifically mentioned his tax policies (25%), his philosophy or party affiliation (20%), his lack of leadership in their view (17%), and the belief that he does not represent them (15%); 14% mentioned some specific issue.

Voters who graded Inslee "A" or "B" were considerably less specific. 25% did not give a reason for their grade; 26% said simply that he is "doing a good job" or "trying hard." 17% cited his work on a specific issue, half of those (8%) named environmental issues. 11% cited his relationship with the legislature, about half of whom liked that he cooperated with them and half liked that he fought with them.

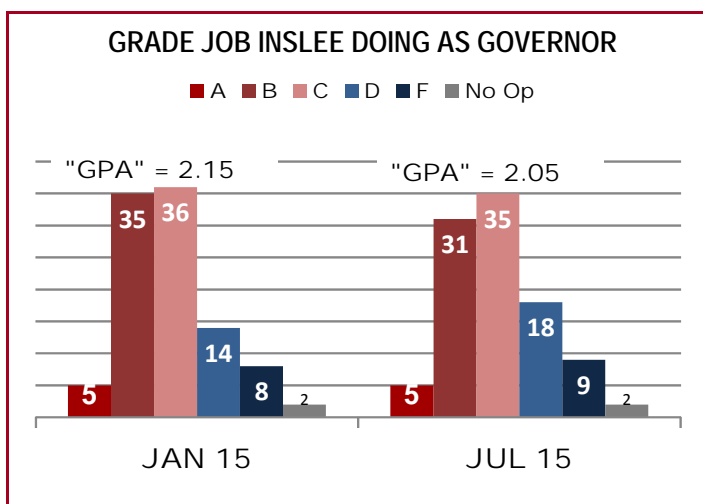
Those who gave him a "C" (satisfactory) were split between thinking he is doing a good job generally and thinking he lacks leadership and has no accomplishments.

Politically:

48% of Republicans gave Inslee a "D" or "F"; 49 said "satisfactory" (38%) or "good" (11%);

62% of Democrats gave him an "A" or "B", 31% said "satisfactory" and 5% gave him a "D" or "F";

38% of Independents said "satisfactory"; 33% gave him a "D" or "F"; 26% gave him an "A" or "B."



REASON FOR GRADE GIVEN			
	D-F	C	A-B
Job Performance	25	36	26
Leadership	17	14	6
Personal Attributes	0	0	8
Legislature Relations	3	8	11
Representation	15	8	9
Philosophy/ Party	20	3	8
Taxes/Spending	25	5	5
Specific Issue	14	12	17
No Specific Reason	6	27	25

Sample Profile

502 registered voters, selected at random from registered voter lists in Washington state, were interviewed July 21-23, 2015 by live, professional interviewers. 26% of the interviews were conducted on cell phones. The margin of sampling error is $\pm 4.5\%$ at the 95% level of confidence. This means, in theory, had this same survey been conducted 100 times, the results would be within $\pm 4.5\%$ of the results reported here at least 95 times.

REGION

Seattle	11%
King County.....	20%
Pierce/Kitsap	16%
No. Puget Sound.....	16%
Western WA	17%
Eastern WA	21%

GENDER

Male	46%
Female	54%

PARTY ID

Democrat.....	38%
Republican	25%
Independent	36%

AGE

18-35	7%
36-50	21%
51-64	39%
65+	31%

EDUCATION

High School	15%
Some College / Voc-Tech	28%
College Degree	32%
Graduate Degree	22%

INCOME

\$50,000 or less.....	24%
\$50 to 74,000	16%
\$75 to 99,000	16%
\$100,000+	27%
No Answer.....	18%

LOBBYIST SAMPLE

210 of 655 registered lobbyists sampled responded via on-line survey.

ISSUE FOCUS [Multiple Answers Allowed]

Business.....	35%
Health Care	23%
Education	21%
Natural Resources / Environment	15%
Government / Public Sector	17%
Social/Human Services	16%
Transportation	18%
Labor	16%
Public Safety	13%
Other	12%

INDEPENDENT OR EMPLOYED

Independent / Contract Lobbyist	37%
Employed by Organization	60%
Citizen / Unpaid.....	3%

TENURE

First Session	11%
2-5 years	29%
6-10 years	20%
11-20 years	17%
21+ years	24%

The Elway Poll
 7035 Palatine N.
 Seattle, WA 98103
 206/264-1500 FAX: 264-0301
 epoll@elwayresearch.com

3 of 4 Specific Performance Measures Sag

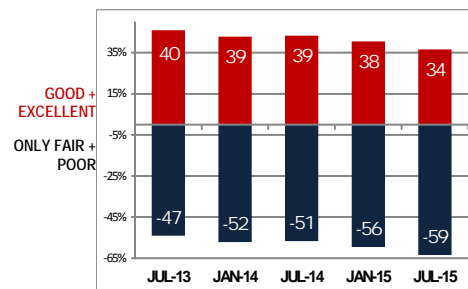
In addition to the overall performance ratings, voters historically have been asked about 4 aspects of the job of governor. All 4 have been underwater for Inslee's entire term. Three of the 4 are down since January.

Inslee's perceived management of state government and legislative leadership took the biggest hit since January. His management score dropped a net 7 points and his legislative leadership score dropped a net 4 points.

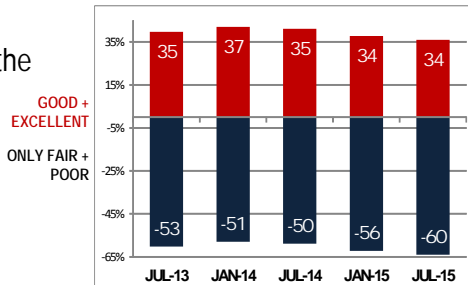
His scores for vision and for representing the state to the outside world were relatively stable.

HOW WOULD YOU RATE THE JOB JAY INSLEE HAS BEEN DOING AT:

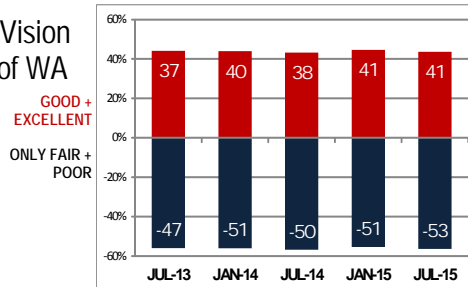
Managing State Government



Providing Leadership to the Legislature



Articulating a Vision of the Future of WA



Representing WA to the Country and World

