




Driving Safety

Be aware that you are driving a much larger and heavier vehicle than a car. This will cause the vehicle to react differently from what you may be used to. Failure to follow this safety information may result in an accident, injury or death. **Obey all local, state and federal traffic laws.** Plan your route in advance and know the vehicles dimensions and limitations!

Refueling (Gasoline and Propane)



Refueling of gasoline and propane **releases highly flammable fumes.** It is therefore mandatory to **TURN OFF** any spark emitting appliances (engine, refrigerator, water heater, furnace, etc.) **before** fueling. Turn off the engine and the battery disconnect switch by the entry door.




Side winds



SLOW DOWN!

Use caution or stop if necessary when traveling in high wind conditions. Do not ignore wind warnings on the radio or by traffic officers. When trucks park along the road – stop as well.



Following distance



4

Distance in seconds:

3

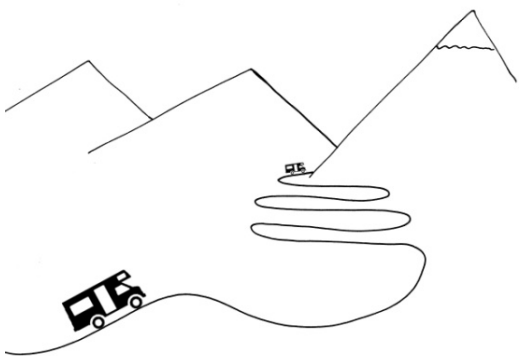
2

1

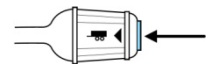


The braking distance is much greater than for a car. **Keep a greater distance to the vehicle in front of you!**

Hills and mountain driving



When driving in hilly and mountainous areas engage the transmissions tow/haul mode (button location described in renter's manual). This setting will provide improved pulling power for uphill and engine braking with transmission downshifts for downhill driving. To prevent brake overheating engage the tow/haul mode any time extra braking is required. Higher engine speed and noise are normal in tow/haul mode. **Adjust your speed according to road and traffic conditions!**



Selecting a lower gear manually on steep downgrades may still be necessary in tow/haul mode.

Consult the renter's manual for more details!



Driving at night



If you are driving at night, be aware that in many rural areas (especially in the open areas of the western states) wildlife and in some areas livestock can be encountered on the roads. **Adjust your speed accordingly.**



Seat belts



All passengers in the motor home have to be buckled up. Children - typically up to 6 years or 60 pounds – need to be in a child seat (check with state laws).

DO NOT cook, shower, use bathroom, walk around or lie on any bed in the motor home while the vehicle is in motion! The safety of yourself and your loved ones is very important.

GPS – Navigation System

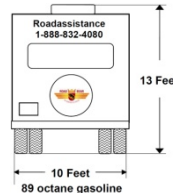
As operator and driver of a vehicle it is your responsibility to **observe safe driving practices, to follow all traffic rules, signs and laws.** The GPS product is provided as a navigational aid only and it is your responsibility to make sure the route suggested by the GPS product is suitable and/or permissible for the type of vehicle (height, width, weight, size, etc.) you are driving. **NEVER operate the GPS product while driving – it is unsafe and dangerous!** Do NOT handle the GPS product while the vehicle transmission is in gear – stop and park before operating the GPS. Install and use the GPS product in such a manner that does not cause accidents, personal injury or property damage. ROAD BEAR RV, TomTom™ and Garmin® do not guarantee the error-free operation of the product nor the completeness or accuracy of the services or any content provided hereon. ROAD BEAR RV, TomTom™ and Garmin® disclaim and do not accept any liability for any loss or damage arising out of or in connection with the use or inability to use the services or any content.



Overhead obstacles



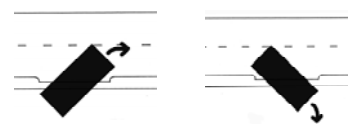
Watch for low overpasses, overhanging trees or roof edges. If needed, have a passenger step outside and guide you past the obstacle.



Driveway entrances and rough road surface

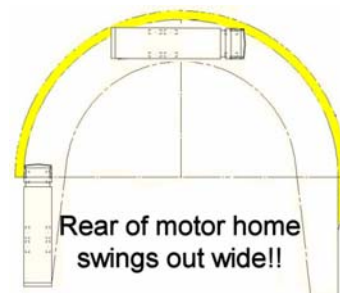
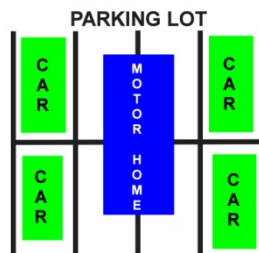
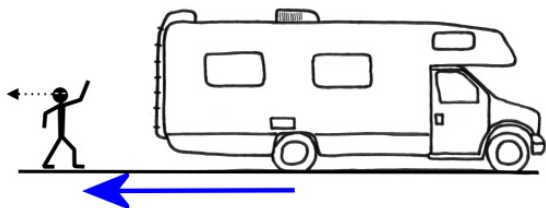
Enter and exit driveways **SLOW** and at an angle– the rear of the motor home could hit the ground. Drive slowly over ramps, humps, bumps, rough terrain and other obstacles of any kind.

CAUTION - Cabinets could open and objects fall out!



Maneuvering & parking

The rear of the motor home swings out wide and clips corners when you make turns. Allow for extra room when making turns and parking.



Park the motor home in an area with a lot of free space and use more than one spot to ensure other cars do not park too close. When maneuvering on a campground, parking lot and especially while backing up, **ALWAYS get help from a passenger** → do not rely on mirrors only! Have someone outside of the motor home checking for overhead-, side-clearance and obstacles, even if the motor home is equipped with a rearview camera - there remain blind spots! **Damages caused by backing up are negligent and NOT covered by the insurance!**

Tunnels and narrow roads

Drive slowly in tunnels and on narrow mountain roads. Many roads in National and State Parks have been built long before motor homes were common vehicles. If you slow down when roads narrow, you are more likely able to avoid a mirror-to-mirror or other collisions.



Mobile phone use while driving



It is not just unsafe to use a cell phone while behind the wheel, but in many areas it is illegal!

If you have to make a call – pull over or have a passenger make the call.

Loose items

Secure any loose items or equipment before you drive off. In case of an accident or emergency stop, such a loose item could cause severe injury.



Break-in and theft



Motor homes can be a target of thieves. Keep all doors locked while vehicle is in motion. Do not leave valuables like cameras, computers, etc. lying out where they can be seen. To prevent somebody from hiding in the vehicle, lock all windows and doors; open all curtains and remove the privacy curtain when leaving the motor home. This helps the police to spot suspicious activities.

Should you have fallen victim to a theft or break-in, call the police and get a police report.

Emergency exits

Emergency exits are clearly marked. Special window exits are not to be opened - except in emergencies.



Hot surfaces

Exhaust ports of furnace, water heater and generator are extremely hot when in use. Do not touch to prevent burns!



Slippery when wet

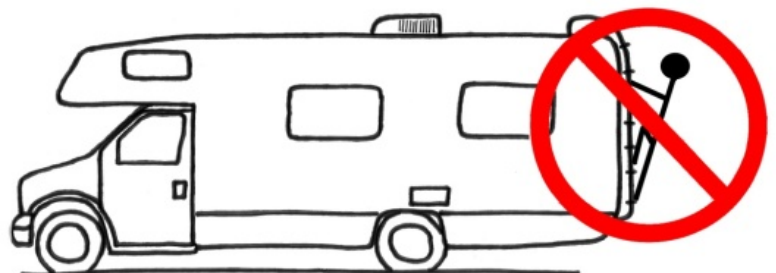
Entry steps and floors can be slippery when wet. Watch your step!

Showers are very slippery when wet and not for use while vehicle is in motion.



Risk of falling

- The cab-over bunk bed is up high and one could fall out of bed. **Do NOT let small children sleep in the cab-over bunk by themselves**
- Watch your step when exiting the vehicle. If the entry step is retracted you could fall and get hurt. If the motor home is equipped with an electric step, wait until the step is fully extended before you step outside
- Roof tops are dangerous. **Renters may not access the roof area!**



Traffic Rules

There are some unique traffic rules in North America, not commonly encountered elsewhere. Traffic signs are often spelled out.

Emergency vehicles

If an emergency vehicle is approaching from either direction with its siren and warning lights on, **you are required to pull over to the right side of the road and stop** until the emergency vehicle has passed.



Traffic stop

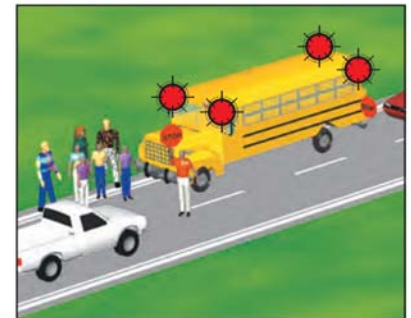


If a police car is following you with its flashing lights on, you have to pull over in a safe place as soon as possible and stop. Do NOT exit the vehicle and keep your hands visible for the officer.

Follow the officer's instructions and answer his/her questions. If you were issued a traffic ticket, call ROAD BEAR RV for further instructions.

School bus

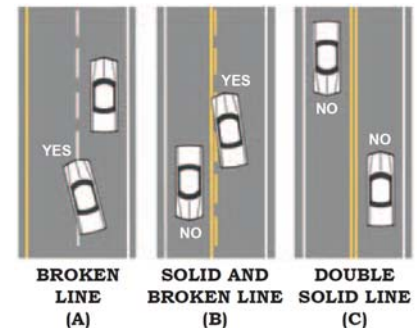
If you encounter a stopped school bus with its red lights blinking **you are required to stop fully until the lights are turned off.** You have to stop from either direction if there is no raised center divider between the traffic lanes.



Traffic lanes

Passing: Only on a broken line on your side of the road. Only pass if there is no oncoming traffic. **The motor home is heavier, longer and slower than a car and needs more room to pass another vehicle.**

Turning: If there is a center lane, you may use it to make a left hand turn. You may also use the center lane when entering traffic.



Hand signals

Should the turn or brake lights fail, you are required to signal your intentions by hand.



**LEFT
TURN**



**RIGHT
TURN**



**STOPPING
or SLOWING
ABRUPTLY**

These traffic rules are by no means complete and all traffic laws are applicable.