

DESCRIPTION

The Ovation Series is a complete family of recessed direct/indirect luminaires featuring pleasant modern architectural styling, computer-designed optics and the latest energy efficient lamp and ballast technology. The luminaire combines a matte white indirect reflector and a perforated direct lamp shield to provide optimum brightness control. All components are located above the ceiling plane for a clean architectural appearance in the finished space. Carefully balanced design elements combine to provide an efficient and exciting alternative to traditional general lighting. Ovation is an excellent choice for a wide variety of commercial applications.

SPECIFICATION FEATURES

Construction

Nominal 6" deep housing is die formed of code gauge, prime cold rolled steel. Heavy gauge end plates are securely attached with screws for strength and rigidity and the elimination of gaps. Four auxiliary fixture end suspension points are provided. KOs for continuous row wiring. Large access plate for supply connection.

Electrical*

Ballasts are CBM/ETL Class "P" and are positively secured. Biax models use 2G11 base lampholders with double edge wiping action pressure lock contacts and vertically oriented lamp support clips. T8 models use rotor-lock lampholders for positive lamp retention. UL/CUL listed. Suitable for damp locations.

Ballast Access

Ballast can be removed from below without tools or from above using the unique ballast mounting/access plate.

Finish

Durable cold rolled steel with multistage, iron phosphate pretreatment and white enamel finish to ensure maximum bonding and rust inhibition.

Reflectors

Indirect reflector has high reflectance baked matte white enamel finish for luminous uniformity. Positively retained direct lamp shield is constructed of heavy gauge perforated steel with high reflectance painted after fabrication finish and milky white overlay diffuser for visual comfort.

All reflectors are precision formed in a computer-controlled operation.

Controls

Fifth Light ballast options are offered for both 0-10V continuous dimming and DALI applications. Combine with energysaving products like occupancy sensors, daylighting controls, and lighting relay panels from Cooper Lighting Solutions (www.cooperlighting.com) to maximize energy savings.



2RDI

128T8, 132

228T8, 232

328T8, 332

T1BX40, T2BX40

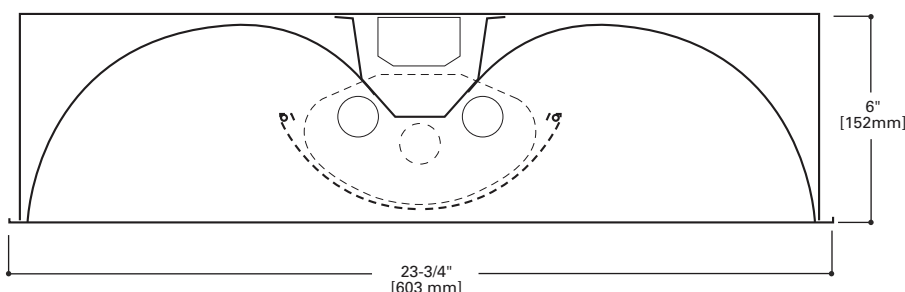
T3BX40

2' X 4' RECESSED

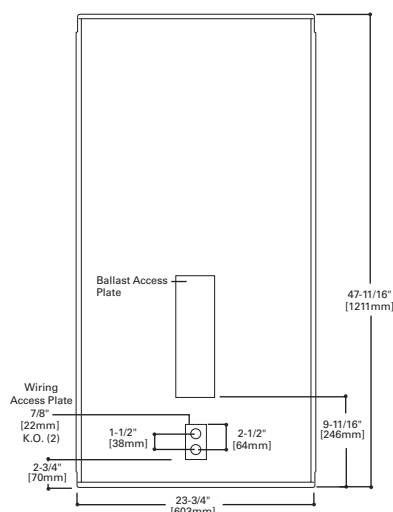
T8 OR BIAxIAL LAMPS
DIRECT/INDIRECT
CENTER-MOUNT

Ovation™

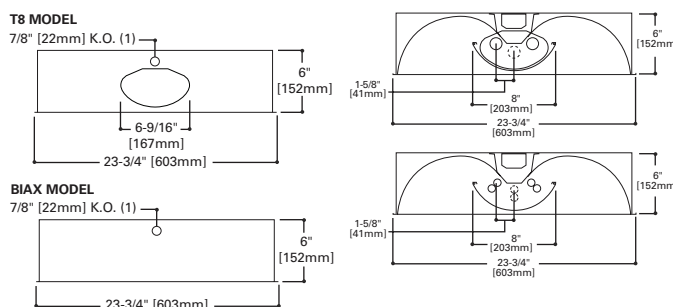
powered by
fifthlight
technology



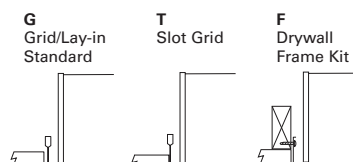
MOUNTING DATA



LAMP CONFIGURATIONS



CEILING COMPATIBILITY



Ceiling Type**	Trim Type
Exposed Grid	G
Concealed T	G or T
Slot Grid	G or T
Flange	***

ENERGY DATA

Input Watts:

EB Ballast & STD Lamps

128T8 (28), 228T8 (49), 328T8 (67)

132 (32), 232 (61), 332 (91),

T1BX40 (70), T2BX40 (140),

T3BX40 (210)

T1BX50 (106), T2BX50 (212)

T3BX50 (318)

T1BX55 (110), T2BX55 (220)

T3BX55 (330)

LER = FL65

Catalog Number: 2RDI-232RF

Yearly Cost of 1000 lumens,

3000 hrs at .08 KWH = \$3.69

*Reference the lamp/ballast data in the Technical Section for specific lamp/ballast requirements.

**Consult Pre Sales Technical Support.

***See Drywall Frame Kit Accessory

LAMPS CONTAIN MERCURY. DISPOSE ACCORDING TO LOCAL, STATE OR FEDERAL LAWS

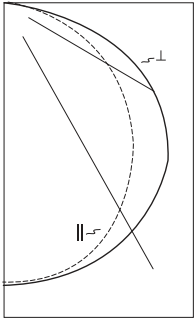
LINEAR DISCONNECT

Safe and convenient means of disconnecting power.



ADF091048
2016-12-13 10:02:34

PHOTOMETRICS

**2RDI-232RP**

Electronic Ballast

F032/830/XP3 Lamps
3100 LumensSpacing criterion:
(II) 1.2 x mounting
height, (L) 1.4 x
mounting height

Efficiency 70.7 %

Test Report:
2RDI232RP.IES

LER = FL61

Yearly Cost of 1000
lumens, 3000 hrs at
.08 KWH = \$3.93**Coefficients of Utilization**

Effective floor cavity reflectance										20%												
rc	80%				70%				50%				30%				10%				0%	
rw	70	50	30	10	70	50	30	10	50	30	10	50	30	10	50	30	10	50	30	10	0	
RCR																						
0	84	84	84	84	82	82	82	82	79	79	79	75	75	75	72	72	72	71				
1	77	73	70	67	75	71	68	66	68	66	64	66	64	62	63	61	60	58				
2	69	63	58	54	67	62	57	53	59	55	52	57	54	51	55	52	50	48				
3	63	55	49	44	61	54	48	44	52	47	43	50	46	42	48	45	42	40				
4	57	49	42	37	56	48	42	37	46	41	36	44	40	36	43	39	35	34				
5	53	43	37	32	51	42	36	32	41	35	31	39	35	31	38	34	31	29				
6	48	39	32	28	47	38	32	27	37	31	27	36	31	27	34	30	27	25				
7	45	35	29	24	44	34	28	24	33	28	24	32	27	24	31	27	24	22				
8	42	32	26	21	41	31	25	21	30	25	21	30	25	21	29	24	21	20				
9	39	29	23	19	38	29	23	19	28	23	19	27	22	19	26	22	19	18				
10	36	27	21	17	36	27	21	17	26	21	17	25	20	17	24	20	17	16				

Zonal Lumen Summary

Zone	Lumens	%Lamp	%Fixture
0-30	1088.56	17.6	24.8
0-40	1810.67	29.2	41.3
0-60	3339.06	53.9	76.2
0-90	4383.85	70.7	100.0
0-180	4383.85	70.7	100.0

Luminance Data

Angle in Deg	Average 0-Deg cd/sm	Average 45-Deg cd/sm	Average 90-Deg cd/sm
0-30	1801	2068	2279
0-40	1693	2130	2393
0-60	1519	2142	2380
0-90	1284	1893	2125
0-180	953	1397	1545

Candela

Angle	Along II	45°	Across
0	1372	1372	1372
5	1367	1370	1374
10	1348	1357	1365
15	1316	1334	1351
20	1273	1302	1332
25	1216	1261	1304
30	1148	1212	1271
35	1071	1156	1231
40	984	1092	1182
45	889	1021	1125
50	785	941	1053
55	678	853	958
60	564	753	846
65	448	632	702
70	335	498	539
75	232	342	384
80	139	205	228
85	58	85	94
90	0	0	0

ORDERING INFORMATION

SAMPLE NUMBER: 2RDI-232RP-120V-EB51-U

<p>Rating Blank=Standard NY=New York City Rated ATW-SW4=Chicago Rated</p> <p>Width 2=2' Width</p> <p>Series RDI=Ovation Series (Recessed Direct/Indirect)</p> <p>Trim Type Leave Blank=Grid/Lay-in (Standard)</p> <p>Lamp Position Leave Blank=Center Mounted Lamps (Standard)</p>	<p>Number of Lamps 1=1 Lamp 2=2 Lamp 3=3 Lamp T1=2' x 4' Fixture with One BiAx Lamp at Each End T2=2' x 4' Fixture with Two BiAx Lamps at Each End T3=2' x 4' Fixture with Three BiAx Lamps at Each End</p> <p>Wattage 28T8=28W T8 (48") 32=32WT8 (48") BX40=40W BiAx (24") BX50=50W BiAx (24")⁽¹⁾ BX55=55W BiAx (24")⁽¹⁾</p>	<p>Lamp Shield X=Solid Matte White RP=Round Perforated White Steel</p> <p>Voltage⁽²⁾ 120V=120 Volt 277V=277 Volt 347V=347 Volt UNV=Universal Voltage 120-277</p> <p>Options GL=Single Element Fuse GM=Double Element Fuse Lamps=Lamps Installed Flex=Flex Installed EL=Emergency Installed</p>	<p>Ballast Type Blank=Standard Magnetic BiAx Ballast EB8_=T8 Electronic Start. Total Harmonic Distortion < 10% EB8_/PLUS_=T8 Electronic Start. Total Harmonic Distortion < 10%. High Ballast Factor > 1.15. ER8_=T8 Electronic Program Rapid Start. Total Harmonic Distortion < 10% EB5_=T5 BiAx Electronic Instant Start. Total Harmonic Distortion < 20%⁽⁵⁾ TEB5_=T5 BiAx Electronic Instant Start. Total Harmonic Distortion < 10%⁽⁵⁾ ER5_=T5 BiAx Electronic Program Rapid Start. Total Harmonic Distortion < 10% High Performance T8 Ballasts HB8_=T8 Electronic Instant Start. Total Harmonic Distortion < 10%. Standard Ballast Factor .86 – .88 HB8_L=T8 Electronic Instant Start. Total Harmonic Distortion < 10%. Low Ballast Factor .77 – .82 HB8_N=T8 Electronic Instant Start. Total Harmonic Distortion < 10%. Normal Ballast Factor 1.0 HB8_H=T8 Electronic Instant Start. Total Harmonic Distortion < 10%. High Ballast Factor 1.15 – 1.20 HR8_=T8 Electronic Program Rapid Start. Total Harmonic Distortion < 10%. Standard Ballast Factor .86 – .88 HR8_DIM=T8 Electronic Program Rapid Start. Total Harmonic Distortion < 10%. Step Dimming. Ballast Factor .88 HR8_L=T8 Electronic Program Rapid Start. Total Harmonic Distortion < 10%. Low Ballast Factor .71 – .79 HR8_H=T8 Electronic Program Rapid Start. Total Harmonic Distortion < 10%. High Ballast Factor 1.15 – 1.20 0-10V Dimming Ballasts⁽⁷⁾ 5LTV8_=T8 0-10V Program Rapid Start. Total Harmonic Distortion < 10%. Ballast Factor 0.87^{(11), (12), (13)} 5LTVS8_=T8 0-10V Spec Grade Program Rapid Start. Total Harmonic Distortion < 10%. Ballast Factor 0.87^{(8), (9), (10)} Fifth Light DALI Ballasts⁽⁶⁾ 5LT8_=T8 DALI Program Rapid Start. Total Harmonic Distortion < 10%. Ballast Factor 1.0 5LT5B_=T5 BiAx DALI Program Rapid Start. Total Harmonic Distortion < 10%. Ballast Factor 1.0</p>	<p>Options RLS=Rotor-Lock Socket (T8 Lamps Only) REP=Riveted Endplates LSC=Lamp Shield Cable ST=Semi-Specular Tannenbaum</p> <p>Packaging U=Unit Pack PALC=Palletized Fixtures in Carton</p> <p>ACCESSORIES EQ=T-BAR Safety Earthquake Clips⁽⁴⁾ DF-24-W=Drywall Frame Kit</p>
---	---	--	---	---

NOTES: ⁽¹⁾ 2' x 2' and 2' x 4' Center Lamp Shield models only. ⁽²⁾ Products also available in non-US voltages and frequencies for international markets. ⁽³⁾ Not available in UNV voltages. Must specify voltage. ⁽⁴⁾ An EQ Grid Clip is recommended for all 9/16" ceiling systems. Four required per fixture. ⁽⁵⁾ Not available in UNV voltages. Must specify voltage. ⁽⁶⁾ For a complete listing of Fifthlight Technology products and other solutions from Cooper Lighting Solutions, visit www.cooperlighting.com. ⁽⁷⁾ 0-10V ballast do not include DALI feature. Please select DALI ballast for use with Fifth Light system. ⁽⁸⁾ Specification grade 0-10V dimming ballast are NEMA premium and CEE listed. They are compatible with low mercury and energy saving lamps. ⁽⁹⁾ Specification Grade 0-10V ballast not available for BiAx lamps. ⁽¹⁰⁾ Specification Grade 0-10V ballast not offered in 3 or 4-lamp versions. ⁽¹¹⁾ Standard 0-10V ballast not avail-able for BiAx lamps. ⁽¹²⁾ Standard 0-10V ballast not available for 28W T8 lamps. ⁽¹³⁾ Voltage must be specified for Standard 0-10V 32W 3 and 4-lamp ballast. 4-lamp ballast versions must be 277V.

For complete product data, reference the Fluorescent Specification binder. Specifications & dimensions subject to change without notice. Consult your Cooper Lighting Solutions Representative for availability and ordering information.

Lorem ipsum

Number of Ballasts
1=1 Ballast
2=2 Ballasts
3=3 Ballasts

SHIPPING DATA

Catalog No.	Wt.
2RDI-132RP	30 lbs.
2RDI-128T8RP	30 lbs.
2RDI-232RP	30 lbs.
2RDI-228T8RP	30 lbs.
2RDI-332RP	30 lbs.
2RDI-328T8RP	30 lbs.
2RDI-T1BX40	31 lbs.
2RDI-T2BX40	31 lbs.
2RDI-T3BX40	31 lbs.