

Gen*SPEED*[®]
BRAND

Datacom Cable

FOR VOICE AND DATA COMMUNICATIONS



 **General Cable**

DATACOM

This catalog contains in-depth information on the most comprehensive line of copper Datacom products available today for voice and data communications.

In a rapidly changing industry with ever-growing demands, General Cable continues to stay ahead of the curve with engineered products that guarantee future performance. Choose from the best cable in its class — GenSPEED® Enhanced Cables.

Our products are readily available through our network of authorized stocking distributors and distribution centers.



All information in this catalog is presented solely as a guide to product selection and is believed to be reliable. All printing errors are subject to correction in subsequent releases of this catalog. Although General Cable has taken precautions to ensure the accuracy of the product specifications at the time of publication, the specifications of all products contained herein are subject to change without notice.

GENERAL CABLE, ANACONDA BRAND, BICC BRAND, CAROL BRAND, FLEXGUARD, GENASSURANCE, GENSPEED, MTP, MOSAIC CROSSBLOCK, MOSAIC TWISTED PAIR, NEXTGEN BRAND, PULL-PAC, SPOOL-PAC and TRU-MARK are registered trademarks of General Cable Technologies Corporation.

© 2016. General Cable Technologies Corporation. Highland Heights, KY 41076
All rights reserved. Printed in USA.

Delivering Solutions THAT KEEP YOU CONNECTED

QUALITY



General Cable is committed to meeting customer requirements through continuous quality improvements. As a significant part of our commitment to quality, General Cable's manufacturing facilities are certified to the ISO 9001:2000 quality standard. Our telecommunications cable manufacturing facility has received TL 9000 quality standards registration as a supplement to the ISO program.

This quality system is based on the ISO 9001 program with added telecommunications-specific performance metrics. We strive to provide value optimization through innovation and quality solutions.

- Our in-house testing capabilities are extensive, with strict adherence to our product specifications as well as industry standards.
- Cables are safety listed and verified.
- Third-party testing labs like ETL and UL are utilized to quantify and confirm our quality and provide final qualification data that sets the foundation for our extended product warranty.
- General Cable products have stood the test of time with proven reliability and performance.

CUSTOMER SERVICE



General Cable is dedicated to customer service and satisfaction. Call our team of professionally trained sales associates at

800-424-5666

with any questions to meet your application needs.

GENERALCABLE.COM

What's New?

GENSPEED® 10 MTP™



An Unshielded 6A Cable That Performs Like a Shielded Cable

One of the biggest challenges in 10 Gigabit operations is to mitigate noise between individual cables used for high speed data communication. You could incur the costs and time to upgrade to a shielded solution, or you can install General Cable's industry-leading solution, GenSPEED® 10 MTP™ Category 6A cable, which can be found on page 3. GenSPEED 10 MTP utilizes revolutionary Mosaic Crossblock™ technology to shield the cable from noise coming from external cable sources, referred to as alien crosstalk (PSANEXT and PSAACRF) – without the need for grounding. We now offer a 17 FREE® construction with no halogens, which is located on page 5.

GENSPEED® 17 FREE®



General Cable now offers a GenSPEED® Brand UL-Rated Riser (CMR) cable without halogens. By removing halogens, the result is a truly “green” cable, which is less toxic and more environmentally friendly. The U.S. Green Building Council announced a credit geared toward reducing the release of persistent bio-accumulative toxic chemicals, or PBTs, associated with the life cycle of building materials, including electrical wiring and cable jacketing. Based on this LEED credit and demand for green cabling options, General Cable has successfully engineered 17 FREE® as a cable alternative with no halogens. Look for these products on pages 5, 13, 25, 41, 45 and 80 in the catalog and visit us online at www.generalcable.com for a complete line of products to meet your green cabling needs.

U.S. GREEN BUILDING COUNCIL



U.S. Green Building Council (USGBC) Membership

General Cable has accelerated its environmental commitment, addressing its green alternative approach by identifying greener opportunities and promoting green cabling solutions wherever feasible. This includes promoting our existing green products, partnering with key customers in their green endeavors, identifying and providing resources for green product gaps, becoming a member of the United States Green Building Council (USGBC) and participating in collaborative ventures such as the Green Suppliers Network (GSN).

NEXTGEN® BRAND FIBER OPTIC



We've included an updated NextGen® Brand Fiber Optic section in our Data Communications catalog for your convenience, beginning on page 71. For the complete product line, request a Fiber Optic catalog: 800-424-5666 or Datacom@GeneralCable.com.

One Company Connecting The World

POWERFUL PRESENCE · PRODUCTS PERFORMANCE · PEOPLE

General Cable has been a wire and cable innovator for over 170 years, always dedicated to connecting and powering people's lives. We are one of the largest wire and cable manufacturers in the world.

Our company serves customers through a network of manufacturing facilities in our core markets and has worldwide sales representation and distribution. We are dedicated to the production of high-quality aluminum, copper and fiber optic wire and cable and systems solutions for the energy, construction, industrial, specialty and communications sectors. With a vast portfolio of products to meet thousands of diverse application requirements, we continue to invest in research and development in order to maintain and extend our technology leadership by developing new materials, designing new products, and creating new solutions to meet tomorrow's market challenges.

In addition to our strong brand recognition and strengths in technology and manufacturing, General Cable is also competitive in such areas as distribution and logistics, marketing, sales and customer service. This combination enables us to better serve our customers globally and as they expand into new geographic markets.

General Cable offers our customers all the strengths and value of a large company, but our people give us the agility and responsiveness of a small one. We service you globally and locally.



Visit our Website at
www.generalcable.com



Corporate Social Responsibility

CREATING SHARED VALUE

General Cable believes corporate social responsibility (CSR) is about creating shared value. That means keeping a dual focus in our business decisions: what is good for us as a company and what contributes to the greater good of the communities in which we live and work.



SAFETY

Working safer by working together

General Cable has one worldwide safety vision and goal – **ZERO & BEYOND**. We measure safety performance globally, share best practices and implement sound health and safety management systems. Many of our facilities worldwide are OHSAS 18001 (safety management system) certified. All North American facilities have implemented an equivalent health and safety management system. General Cable was a pioneer in obtaining the OHSAS 18001 Certificate for Occupational Health and Safety Management Systems in Europe and North Africa.



SUSTAINABILITY

Responsible practices in daily operations

As a global leader in the wire and cable industry, General Cable recognizes its role and responsibility in promoting sustainability. Our strongest business value is continuous improvement in all areas of our company. Across our many businesses, the quest to introduce new and better products through continuous improvement in environmental designs reflects our commitment to achieving industry-leading standards and responding proactively to global environmental issues. General Cable was the first cable manufacturer to obtain certification for its environmental management system, in accordance with the ISO 14001 and EMAS Standards.



CITIZENSHIP

A commitment to being good citizens

Being responsible citizens in our communities is of the utmost importance to us. Unequivocal honesty, integrity, forthrightness and fair dealing have long been part of General Cable's core values and are expected globally in all of our business relationships with our customers, employees, suppliers, neighbors and competitors. Our company leaders and employees strive to make a difference throughout a host of volunteer activities and financial support, improving the communities in which we live and work.



INNOVATION

Technologies that power and connect the world

General Cable is delivering innovation that matters. We are focusing on R&D expertise and investing in developing wire and cable solutions that meet the challenges confronting our customers and the world. In working together and using all the ingenuity and creativity we have, we will reach the goal of being the preeminent supplier of wire and cabling solutions in the industry, with both green constructions and designs for the ever-growing renewable energy market.



A commitment to achieving industry-leading standards and responding proactively to environmental global issues.

+1.859.572.8000
info@generalcable.com

Visit www.GeneralCableCSR.com
to learn more.



Table of Contents


SECTION	PAGES
GenSPEED® Category 6A Cables	1-14
GenSPEED® Category 6A Quick Reference Guide	2
GenSPEED® 10 MTP™ Category 6A Cable	3-4
GenSPEED® 10 MTP™ with 17 FREE® Category 6A Cable	5-6
GenSPEED® 10,000 Category 6A U/FTP (STP) Cable	7-8
GenSPEED® 10,000 Category 6A F/UTP (ScTP) Cable	9-10
GenSPEED® 10,000 Category 6A Cable	11-12
GenSPEED® 10,000 with 17 FREE® Category 6A Cable	13-14
GenSPEED® Category 6 Cables	15-34
GenSPEED® Category 6 Quick Reference Guide	16
GenSPEED® 6500 Premium Category 6 Cable	17-18
GenSPEED® 6000 Enhanced Category 6 Cable	19-20
GenSPEED® 6 Category 6 Cable (23 AWG)	21-22
GenSPEED® 6 Category 6 Cable (22 AWG)	23-24
GenSPEED® 6 with 17 FREE® Category 6 Cable	25-26
GenSPEED® 6 Category 6 F/UTP (ScTP) Cable	27-28
GenSPEED® 6 Category 6 Interlock Armored Cable	29-30
GenSPEED® 6 Category 6 Outside Plant Cable	31-32
GenSPEED® 6 Category 6 Residential CMX Outdoor-CMR Cable	33-34
GenSPEED® Category 5e Cables	35-56
GenSPEED® Category 5e Quick Reference Guide	36
GenSPEED® 5500 Premium Category 5e Cable	37-38
GenSPEED® 5350 Enhanced Category 5e Cable	39-40
GenSPEED® 5350 with 17 FREE® Enhanced Category 5e Cable	41-42
GenSPEED® 5000 Category 5e Cable	43-44
GenSPEED® 5000 with 17 FREE® Category 5e Cable	45-46
GenSPEED® 5000 Category 5e F/UTP (ScTP) Cable	47-48
GenSPEED® 5000 Category 5e Interlock Armored Cable	49-50
GenSPEED® 5000 Category 5e Outside Plant Cable	51-52
GenSPEED® 5000 Category 5e Residential CMX Outdoor-CMR Cable	53-54
GenSPEED® 5000 Category 5e Backbone 25 Pair Cable	55-56
Category 3 Cables	57-60
Category 3 Plenum	58
Category 3 Non-Plenum	59
Category 3 Residential CMX Outdoor-CMR	60

Table of Contents

SECTION	PAGES
Central Office Cables	61-70
Distributing Frame Wire Tight Twist	62
Distributing Frame Wire	63
DSX Distribution Frame Wire	64
Customer Premise Cross-Connect Wire	65
Customer Premise Cross-Connect Wire Tight Twist	66
Network Outdoor Cross-Connect Wire	66
Universal Cross-Connect Wire	67
Foam Skin ALVYN Riser	68
100 Ohm Individually Braided Shielded Twisted Pair Cable	69
Dual Insulated Dual Shielded Flexible Terminating Cable	70
NextGen® Brand Fiber Optic Cables	71-82
General Cable Plus Corning® Optical Fiber Cross-Reference	72-73
Fiber Specification and Selection Guide	74
Premise Cables	75-76
Indoor/Outdoor Cables	77-79
17 FREE® LSZH Cables	80
Outdoor Plant Cables	81-82
Applications and Solutions Guides	83-93
Carot® Brand Applications Reference Guide	83-88
Gepco® Brand Commercial A/V Solutions Guide	89-93
Technical Information	94-111
NEC and CSA Fire Resistance Levels	95
Temperature Conversion Chart	96
Color Code Chart	97
Conduit Capacities by Wire or Cable Diameter	98
Industry Standards, Typical Uses and Electrical Requirements	99
Packaging Information	100
Commercial Building Datacom/Topology	101-102
Glossary	103-104
Part Number Index	105-110
Notes	111

GenAssuranceSM Product Warranty

FOR GENERAL CABLE DATACOM PRODUCTS



General Cable is committed to exceeding our customers' expectations for quality and performance. We strive to ensure this quality through extensive in-house and third-party testing with strict adherence to our product specifications and industry standards. As such, our products carry a standard one-year limited warranty. Additionally, a 25-year extended warranty protection plan is available for registered products.



Standard Warranty

Products covered are Voice and Data Communications cables, including Category 3 cable and higher, Fiber Optic cables, Central Office cables (e.g., switchboard cable), Terminating cable, and Distribution Frame Wire, Electronics and Telecommunications (e.g., OSP and OVD) products.

Standard Warranty Term and Conditions

General Cable warrants that its product will conform to its applicable specifications and will be otherwise free from defects in material and workmanship for a period of 12 months from the date the product is shipped from its factory (the "Warranty Period").

General Cable must be given immediate written notice of any defect and the opportunity to inspect the product to determine whether a breach of warranty has occurred. This warranty covers only products installed at the original installation location. All repairs or replacements covered by this warranty will be shipped to the destination point specified in the original order. The defective product will, at General Cable's option, be either scrapped or returned to General Cable at its expense and per its shipping instructions.

If General Cable replaces a product under this warranty, the replacement will be warranted for the balance of the original Warranty Period.

General Cable's sole responsibility under this warranty will be to repair or replace, at its option and expense, any length of product found to be defective during either installation or normal or proper use. This warranty does not apply to normal wear and tear or damage caused by negligence, lack of maintenance, accident, abnormal operation, improper installation or service, unauthorized repair, fire, floods, and acts of God. All costs incidental to repairing or replacing defective products, including but not limited to removal, disassembly, reinstallation and reconstruction, will be borne by the buyer, and in no event will General Cable be liable for such costs.

THE FOREGOING CONSTITUTES GENERAL CABLE'S SOLE AND EXCLUSIVE OBLIGATIONS AND LIABILITIES. GENERAL CABLE MAKES NO OTHER WARRANTIES ON ITS PRODUCTS, EXPRESSED OR IMPLIED, INCLUDING WITHOUT LIMITATION ANY WARRANTIES OF MERCHANTABILITY OR FITNESS FOR A PARTICULAR PURPOSE. ALL OTHER WARRANTIES ARE EXPRESSLY DISCLAIMED.

In no event will General Cable be liable for any incidental, special, consequential or punitive damages of any nature or kind, however arising, whether in contract, tort or otherwise, even if General Cable is deemed to be aware of the possibility of such damages.

General Cable, in no event, will be responsible for any claims or damage arising out of or connected with this warranty or the manufacture, sale, delivery, installation, or use of the product in excess of the purchase price of the product.

Count on us to deliver
the solutions that keep
you connected.

Extended Warranty

General Cable offers a 25-year limited cable warranty on Datacom and Electronics products. Registration is required, and the warranty is administered by General Cable. To register, please complete the registration form, found at www.generalcable.com in the Product Warranty section, and return along with required documents.

In addition to offering an extended 25-year limited warranty on Datacom and Electronics products, General Cable now offers the same extended limited warranty on OVD and OSP Telecom products. In order to become eligible for the Telecom extended GenAssurance warranty, the network project must use only General Cable Datacom copper and fiber for the structured cable portion (horizontal cable and inside backbone). Upon meeting this criteria, submit the completed registration documents to General Cable, and the extended GenAssurance warranty will be provided for the Telecom cable products.

Datacom System Warranties

System warranties include the link and channel. End-to-end warranties are typically issued by the connectivity partner.

- Panduit — Premier Connectivity Partner



Registered PanGen and NetGen solutions have a 25-year warranty that covers repair or replacement of defective components and one point of contact for all cable and component inquiries. The warranty is issued by Panduit and maintained by both Panduit and General Cable. Program information can be found at www.pangensolutions.com.

Additional connectivity partners include:

- Allen-Tel
- Hubbell
- Leviton
- Siemon

Quality is Forethought.

General Cable is committed to exceeding our customers' expectations for quality and performance. We strive to ensure this quality through extensive in-house and third-party testing, with strict adherence to our product specifications and industry standards. At General Cable, quality is not just a process, it is forethought. It is the forethought of using the best materials and proactive prevention. This level of **Quality** is best represented in three core steps: **Design, Technology, and Control.**



General Cable Corporation is committed to developing, producing, and marketing products that meet the performance, quality, value and safety requirements of our customers by continuously improving all areas of our business. We apply Lean Sigma Company-wide, seeking innovative ways to differentiate our products and services and to serve as our customers' and suppliers' most valued business partner.

DESIGN


Compliances

ISO – General Cable’s manufacturing facilities are certified to the ISO 9001:2000 quality standard. This standard assures that formalized business processes are being implemented to ensure efficiency, quality, and continuous improvement.

RoHS is the restriction on hazardous substances, a European Union directive that restricts use of heavy metal substances. At General Cable, we strive to be an environmentally responsible company. As such, all of our applicable Datacom products are certified or being upgraded to the RoHS standard.

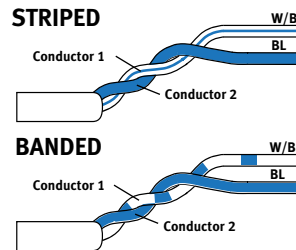
Materials

Quality is what you put in your product. General Cable is proud to be partnered with industry-leading material suppliers. Names such as DuPont and Corning are synonymous with product excellence and innovation. Their premium materials are infused into General Cable’s copper and fiber optic data communication cables, making our products top-line quality.



Striping and Color

General Cable Datacom Category 6 products are transitioning to striped marking. This extruded marking method provides for deeper, continuous differentiating colors along the entire length of the insulated conductors. General Cable has increased the color chip used for our category cables for maximum color vibrancy.



Packaging

General Cable made packaging enhancements to address tangling and kinking of cable during installation. The standard spool-in-a-box for our Category 6 family of products is now offered in an EZ-Brake Spool-Pac® box with knobs to adjust tension control and pulling speeds. We also redesigned our Pull-Pac® cartons by shaving off the tabs, lengthening the tube and securing the collar to the box.

TECHNOLOGY

Testing Equipment – General Cable replaced differing quality testing equipment in every plant. Consistency increases among test results throughout the plants, since all test parameters are set to exact specifications while checking attenuation and return loss.

Remote Plant Monitoring – General Cable transfers all data tests from every product sampling to a universal database. Any General Cable employee can access the database and confirm the results of all products shipped from our plants.

Trending – General Cable observes test result patterns for every single product originated in the plants. If any product veers from top performance, our proactive steps will correct the issue instantaneously.

Outside Vapor Deposition – General Cable uses optical fiber manufactured by an outside vapor deposition (OVD) process. This produces fiber with greater consistency of bandwidth across the entire length of the cable, translating into better performance and higher quality.



“Quality is not something that is achieved and then forgotten, but something that we work to improve every day by continuously focusing on design, technology, and control. Improved product designs and investment in people and equipment are all part of our quality commitment to you.”

Greg Lampert,
President and CEO,
General Cable
North America

CONTROL

General Cable employs Lean Sigma, which is a management philosophy that combines the views of Lean and Six Sigma. Lean focuses on the continuous process of eliminating waste and non-value-added activities to improve the flow of information and materials. Six Sigma utilizes the DMAIC problem-solving methodology to identify and eliminate sources of variation that affect product characteristics that are critical to the customer’s perception of quality. Combining and applying these systems across all business processes maximizes quality and service to the customer while improving overall value.

General Cable has more than doubled product sampling rates for quality and control. Including several checks and balances in the process at both pre- and post-packaging steps ensures our products maintain electrical and physical specifications before leaving the plant. General Cable improved production lines by investing in new manufacturing and test equipment. These updates increase the consistency of all products manufactured throughout the plants. Centralized databases provide constant monitoring of product quality and “Engineering on the Fly” capabilities to aid in the development of new products.

GenSPEED® Category 6A Cables

1

General Cable recognizes that application and performance needs may vary, which is why the Company is pleased to now offer four 10 Gigabit solutions: GenSPEED® 10 MTP™ Category 6A 10 Gig Cable; GenSPEED® 10,000 Category 6A 10 Gig Cable; GenSPEED® 10,000 Shielded Category 6A 10 Gig Cable; and NextGen® OM3 Fiber Optic 10 Gig Cable.

General Cable's industry-leading 10 Gig solution, **GenSPEED 10 MTP Category 6A Cable**, featuring **Mosaic Crossblock™** technology, provides industry-leading protection from external cable noise sources, also known as alien crosstalk.

GenSPEED 10 MTP's Mosaic Crossblock technology shields the cable from noise coming from external cable sources, which is referred to as alien crosstalk (PSANEXT and PSAACRF). The Mosaic Crossblock was carefully designed with metallic blocks separated by an insulating layer. Since there is no metal-to-metal contact, there is no path for current to flow longitudinally, and thus, no need for grounding.

General Cable's second offering, **GenSPEED 10,000 Category 6A Cable**, is a cost-effective, standard-compliant 10 Gig UTP cabling option designed to meet ANSI/TIA 568-C.2. Perfect for component upgrades, this cable is fully backward-compatible to legacy infrastructures and prepares your system for future 10 Gigabit applications. GenSPEED 10,000 solves the One Gigabit limitation of Category 5e and Category 6 and is an ideal solution for bandwidth-intensive applications. Ask your General Cable representative about our 17 FREE™ line of riser-rated GenSPEED 10,000 cables, which may qualify for LEED credit from the U.S. Green Building Council.

Next, General Cable offers two shielded options in Category 6A. **GenSPEED 10,000 U/FTP** is designed with individually shielded pairs for optimized isolation and immunity from external noise characterized by power sum alien crosstalk (PSANEXT) in cable bundles. GenSPEED 10,000 F/UTP is an overall shield design. Shields are an extremely effective way of protecting the cable from outside noise ("alien sources") by moving the electromagnetic energy away from the pairs and directing it through the shield and drain wire to the ground. Of course, U/FTP and F/UTP cables are only effective if they are properly grounded. GenSPEED 10,000 Shielded cables offer you the ultimate PSANEXT protection.

Last but not least, General Cable rounds out its 10 Gig offering with **NextGen OM3 Fiber Optic Cable**, the optimum in 10 Gb/s fiber (which can be found in our Fiber Optic Catalog). General Cable has partnered with Corning® Optical Fiber to supply you the world's most technologically advanced optical fiber cables. The bandwidth is ensured by minEMBc, and uniformity provides field performance of shorter lengths. With 100% testing on this product, you don't have to worry about performance and reliability. Your cabling system will be future-proofed, because all NextGen 10 Gb/s fiber exceeds the specifications to which it is sold, typically allowing for more system margin and extended reach.

Index	Page
GenSPEED® Category 6A Quick Reference Guide	2
GenSPEED® 10 MTP™ Category 6A Cable	3-4
GenSPEED® 10 MTP™ with 17 FREE® Category 6A Cable	5-6
GenSPEED® 10,000 Category 6A U/FTP (STP) Cable	7-8
GenSPEED® 10,000 Category 6A F/UTP (ScTP) Cable	9-10
GenSPEED® 10,000 Category 6A Cable	11-12
GenSPEED® 10,000 with 17 FREE® Category 6A Cable	13-14

GenSPEED® Category 6A Quick Reference Guide

JACKET COLOR	PACKAGE	STANDARD		ENHANCED		PREMIUM	
		Category 6A GenSPEED® 10,000 (p. 11)		Category 6A GenSPEED® 10,000 U/FTP (p. 7)		Enhanced Category 6A GenSPEED® 10 MTP™ (p. 3)	
		CMR	CMP	CMR	CMP	CMR	CMP
Blue							
	Spool-Pac®						
	Spool	7133819	7131819	7133786	7131786	7133849	7132849
White							
	Spool-Pac®						
	Spool	7133820	7131820	7133787	7131787	7133850	7132850
Yellow							
	Spool-Pac®						
	Spool	7133822	7131822	7133788	7131788	7133852	7132852
Gray							
	Spool-Pac®						
	Spool	7133821	7131821	7133789	7131789	7133851	7132851
Red							
	Spool-Pac®						
	Spool	7133824	7131824	7133790	7131790	7133854	7132854
Orange							
	Spool-Pac®						
	Spool	7133826	7131826	7133791	7131791	7133856	7132856
Green							
	Spool-Pac®						
	Spool	7133823	7131823	7133792	7131792	7133853	7132853
Black							
	Spool-Pac®						
	Spool	7133828	7131828			7133858	7132858
Pink							
	Spool-Pac®						
	Spool	7133827	7131827			7133857	7132857
Purple							
	Spool-Pac®						
	Spool	7133825	7131825	7133830	7131830	7133855	7132855

Note: Non-stock items may be subject to minimum order quantities.

GenSPEED® 10 MTP™ Category 6A Cable

An Unshielded 6A Cable with Superior Protection Against Alien Crosstalk

Features and Benefits


- 10 MTP™ unshielded-twisted pair (UTP) design provides industry-leading protection from external cable noise sources, also known as alien crosstalk. Guaranteed +8 dB over TIA 568-C.2 Standard for both PSANEXT & PSAACRF
- Mosaic Crossblock™ is a thin metallic tape of segmented sections separated by an insulating layer. Since there is no metal-to-metal contact, there is no path for current to flow longitudinally, and thus, no need for grounding
- Improved cable temperature rating (90°C Plenum, 75°C Riser) for greater protection against increased operating temperatures and for high-wattage applications
- The Internal Separator optimizes internal pair geometry to yield superior electrical performance and maintain flexibility. This unique cross-web stabilizes each pair to create a smaller, **round** cable profile
- TRU-Mark® print legend contains footage markings from 1000' to 0'
- Made in U.S.A.

Applications

- IEEE 802.3: 10G BASE-T, 1000 BASE-T, 100 BASE-TX, 10 BASE-T, PoE, PoE+
- ANSI/TIA 854: 1000 BASE-TX
- Digital Video
- Broadband and Baseband Analog Video
- CDDI, Token Ring, ATM

Standard Compliances

- ANSI/TIA 568-C.2
- NEC/CEC Type CMR (UL 1666) for Non-Plenum
- NEC/CEC Type CMP (NFPA 262) for Plenum
- UL Listed CMR-LP (0.5A) for Non-Plenum*
- UL Listed CMP-LP (0.7A) for Plenum**
- UL 444
- RoHS Compliant Directive 2011/65/EU
- ANSI/TIA 862 (Building Automation)
- ICEA S-116-732
- ISO/IEC 11801 Ed. 2.0 (Class E_A)



Featuring
mosaic
CROSSBLOCK™

*0.5A is the ampacity rating of the cable, which equates to 100 watts using 50 volts over four pairs.

**0.7A is the ampacity rating of the cable, which equates to 140 watts using 50 volts over four pairs.

Data subject to change without notice.



CONSTRUCTION

Conductors

- 23 AWG solid bare annealed copper

Insulation

- Non-Plenum: Polyolefin
- Plenum: Fluoropolymer

Color Code

- Pair 1: Blue-White
- Pair 2: Orange-White
- Pair 3: Green-White
- Pair 4: Brown-White

Separator

- Cross-Web

Jacket











- Non-Plenum: Flame-Retardant PVC
- Plenum: Low-Smoke, Flame-Retardant PVC

PHYSICAL DATA

	CMR (Non-Plenum)	CMP (Plenum)
Nominal Cable Diameter (in)	0.305	0.275
Nominal Cable Weight (lbs/1000 ft)	40	39.5
Minimum Bend Radius (in)	1.25	1.25
Maximum Pulling Force (lbs)	40	40
Temperature Rating (°C)		
Installation:	0 to +60	0 to +60
Operation:	-20 to +75	-20 to +90

PART NUMBERS

Standard packaging: 1000' Spool

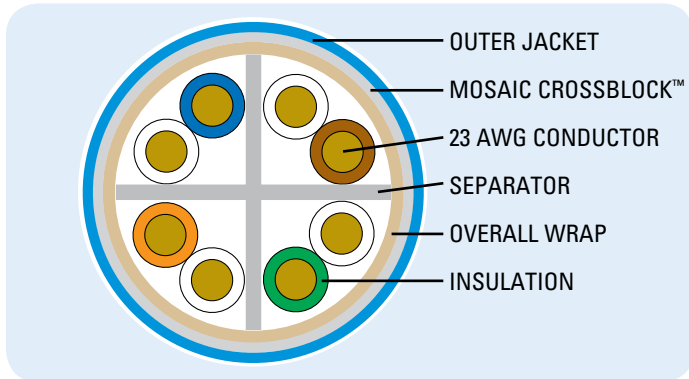
Jacket Color	Spool	
	CMR (Non-Plenum)	CMP (Plenum)
 Blue	7133849	7132849
 White	7133850	7132850
 Yellow	7133852	7132852
 Gray	7133851	7132851
 Red	7133854	7132854
 Orange	7133856	7132856
 Green	7133853	7132853
 Black	7133858	7132858
 Pink	7133857	7132857
 Purple	7133855	7132855

ELECTRICAL PERFORMANCE

Frequency MHz	PSACR* (min)	ACR* (min)	Insertion Loss (min)	PSNEXT (min)	NEXT (min)	PSACRF (min)	ACRF (min)	Return Loss (min)	TCL (min)	PSANEXT (min)		PSAACRF (min)			
	General Cable Guaranteed	General Cable Guaranteed	TIA 568-C.2	TIA 568-C.2	TIA 568-C.2	TIA 568-C.2	TIA 568-C.2	TIA 568-C.2	TIA 568-C.2	TIA 568-C.2	General Cable Guaranteed	General Cable Typical	TIA 568-C.2	General Cable Guaranteed	General Cable Typical
1	70.2	72.2	2.1	72.3	74.3	64.8	67.8	20.0	40.0	67.0	75.0	79.0	67.0	75.0	79.0
4	59.5	61.5	3.8	63.3	65.3	52.8	55.8	23.0	40.0	67.0	75.0	79.0	66.2	74.4	78.2
10	51.4	53.4	5.9	57.3	59.3	44.8	47.8	25.0	40.0	67.0	75.0	79.0	58.2	66.2	70.2
16	46.8	48.8	7.5	54.2	56.2	40.7	43.7	25.0	38.0	67.0	75.0	79.0	54.1	62.1	66.1
20	44.4	46.4	8.4	52.8	54.8	38.8	41.8	25.0	37.0	67.0	75.0	79.0	52.2	60.2	64.2
31.25	39.4	41.4	10.5	49.9	51.9	34.9	37.9	23.6	35.1	67.0	75.0	79.0	48.3	56.3	60.3
62.5	30.4	32.4	15.0	45.4	47.4	28.9	31.9	21.5	32.0	65.6	73.6	77.6	42.3	50.3	54.3
100	23.2	25.2	19.1	42.3	44.3	24.8	27.8	20.1	30.0	62.5	70.5	74.5	38.2	46.2	50.2
150	16.0	18.0	23.7	39.7	41.7	21.3	24.3	18.9	28.2	59.9	67.9	71.9	34.7	42.7	46.7
200	10.2	12.2	27.6	37.8	39.8	18.8	21.8	18.0	27.0	58.0	66.0	70.0	32.2	40.2	44.2
250	5.2	7.2	31.1	36.3	38.3	16.8	19.8	17.3	26.0	56.5	64.5	68.5	30.2	38.2	42.2
300	0.9	2.9	34.3	35.1	37.1	15.3	18.3	16.8	25.2	55.3	63.3	67.3	28.7	36.7	40.7
400	—	—	40.1	33.3	35.3	12.8	15.8	15.9	24.0	53.5	61.5	65.5	26.2	34.2	38.2
500	—	—	45.3	31.8	33.8	10.8	13.8	15.2	23.0	52.0	60.0	64.0	24.2	32.2	36.2

Note: Values are expressed in dB per 100 m (328 ft.) length @ 20°C.
*PSACR & ACR not specified in ANSI/TIA 568-C.2

TYPICAL GenSPEED® 10 MTP™ CATEGORY 6A CROSS-SECTION

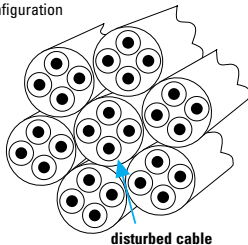


ELECTRICAL CHARACTERISTICS

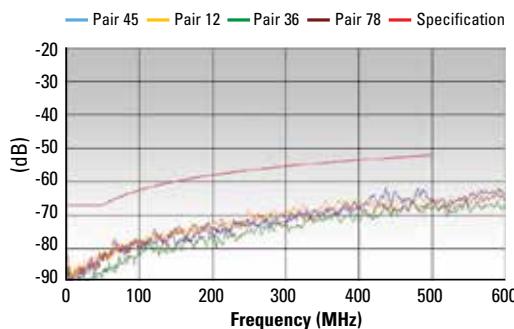
	Max.	Nom.
DC Resistance Ohms/100 m (328 ft) @ 20°C	9.38	7.00
DC Resistance Unbalanced Individual Pair %	4.00	< 1
Delay Skew ns/100 m	45	29.5
Nom. Velocity of Propagation % Speed of Light	70	
Characteristic Impedance Frequency (f): 1-500 MHz	Ohms 100 ± 15	

**4 PAIR CABLES:
Bundles of 7 Test Results**

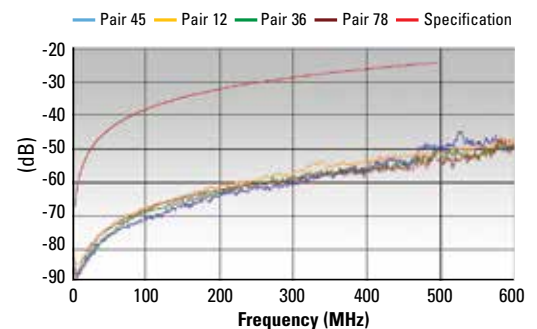
Six-around-one
configuration



PSANEXT



PSAACRF



GenSPEED® 10 MTP™ with 17 FREE® Category 6A Cable

An Unshielded 6A Cable with Superior Protection Against Alien Crosstalk



Features and Benefits


- No halogens
- Less toxic
- More environmentally friendly
- Increased flexibility for easy installation
- 10 MTP™ unshielded-twisted pair (UTP) design provides industry-leading protection from external cable noise sources, also known as alien crosstalk. Guaranteed +8 dB over TIA 568-C.2 Standard for both PSANEXT & PSAACRF
- Mosaic Crossblock™ is a thin metallic tape of segmented sections separated by an insulating layer. Since there is no metal-to-metal contact, there is no path for current to flow longitudinally, and thus, no need for grounding
- The Internal Separator optimizes internal pair geometry to yield superior electrical performance and maintain flexibility. This unique cross-web stabilizes each pair to create a smaller, **round** cable profile
- TRU-Mark® print legend contains footage markings from 1000' to 0'
- Made in U.S.A.

Applications

- IEEE 802.3: 10G BASE-T, 1000 BASE-T, 100 BASE-TX, 10 BASE-T, PoE, PoE+
- ANSI/TIA 854: 1000 BASE-TX
- Digital Video
- Broadband and Baseband Analog Video
- CDDI, Token Ring, ATM

Standard Compliances

- ANSI/TIA 568-C.2
- NEC/CEC Type CMR (UL 1666)
- UL 444
- RoHS Compliant Directive 2011/65/EU
- ANSI/TIA 862 (Building Automation)
- ICEA S-116-732
- ISO/IEC 11801 Ed. 2.0 (Class E_A)
- IEC 60754-1
- IEC 60754-2
- IEC 61034-2



Featuring
mosaic
CROSSBLOCK™

Data subject to change without notice.



CONSTRUCTION

Conductors

- 23 AWG solid bare annealed copper

Insulation

- Non-Plenum: Polyolefin

Color Code

- Pair 1: Blue-White
- Pair 2: Orange-White
- Pair 3: Green-White
- Pair 4: Brown-White

Separator

- Cross-web

Jacket

- Non-Plenum: Zero-Halogen Polyolefin

PHYSICAL DATA

	CMR (Non-Plenum)
Nominal Cable Diameter (in)	0.318
Nominal Cable Weight (lbs/1000 ft)	47
Minimum Bend Radius (in)	1.25
Maximum Pulling Force (lbs)	40
Temperature Rating (°C)	
Installation:	0 to +60
Operation:	-20 to +75

PART NUMBERS

Standard packaging: 1000' Spool

Jacket Color	CMR (Non-Plenum)
Blue	7133849-17F
White	7133850-17F
Yellow	7133852-17F
Gray	7133851-17F
Red	7133854-17F
Orange	7133856-17F
Green	7133853-17F
Black	7133858-17F
Pink	7133857-17F
Purple	7133855-17F

Note: Non-stock items may be subject to minimum order quantities.

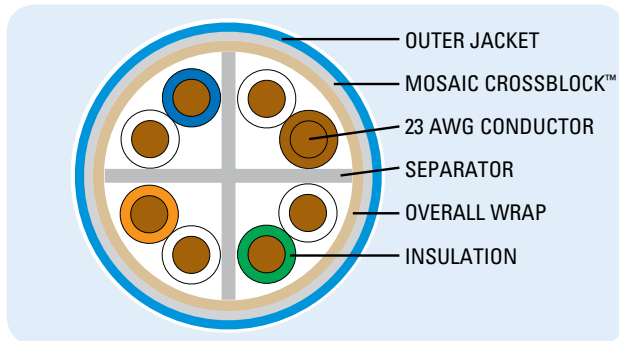


ELECTRICAL PERFORMANCE

Frequency MHz	PSACR* (min)	ACR* (min)	Insertion Loss (min)	PSNEXT (min)	NEXT (min)	PSACRF (min)	ACRF (min)	Return Loss (min)	TCL (min)	PSANEXT (min)		PSAACRF (min)			
	General Cable Guaranteed	General Cable Guaranteed	TIA 568-C.2	TIA 568-C.2	TIA 568-C.2	TIA 568-C.2	TIA 568-C.2	TIA 568-C.2	TIA 568-C.2	TIA 568-C.2	General Cable Guaranteed	General Cable Typical	TIA 568-C.2	General Cable Guaranteed	General Cable Typical
1	70.2	72.2	2.1	72.3	74.3	64.8	67.8	20.0	40.0	67.0	73.0	79.0	67.0	73.0	79.0
4	59.5	61.5	3.8	63.3	65.3	52.8	55.8	23.0	40.0	67.0	73.0	79.0	66.2	72.2	78.2
10	51.4	53.4	5.9	57.3	59.3	44.8	47.8	25.0	40.0	67.0	73.0	79.0	58.2	64.2	70.2
16	46.8	48.8	7.5	54.2	56.2	40.7	43.7	25.0	38.0	67.0	73.0	79.0	54.1	60.1	66.1
20	44.4	46.4	8.4	52.8	54.8	38.8	41.8	25.0	37.0	67.0	73.0	79.0	52.2	58.2	64.2
31.25	39.4	41.4	10.5	49.9	51.9	34.9	37.9	23.6	35.1	67.0	73.0	79.0	48.3	54.3	60.3
62.5	30.4	32.4	15.0	45.4	47.4	28.9	31.9	21.5	32.0	65.6	71.6	77.6	42.3	48.3	54.3
100	23.2	25.2	19.1	42.3	44.3	24.8	27.8	20.1	30.0	62.5	68.5	74.5	38.2	44.2	50.2
150	16.0	18.0	23.7	39.7	41.7	21.3	24.3	18.9	28.2	59.9	65.9	71.9	34.7	40.7	46.7
200	10.2	12.2	27.6	37.8	39.8	18.8	21.8	18.0	27.0	58.0	64.0	70.0	32.2	38.2	44.2
250	5.2	7.2	31.1	36.3	38.3	16.8	19.8	17.3	26.0	56.5	62.5	68.5	30.2	36.2	42.2
300	0.9	2.9	34.3	35.1	37.1	15.3	18.3	16.8	25.2	55.3	61.3	67.3	28.7	34.7	40.7
400	—	—	40.1	33.3	35.3	12.8	15.8	15.9	24.0	53.5	59.5	65.5	26.2	32.2	38.2
500	—	—	45.3	31.8	33.8	10.8	13.8	15.2	23.0	52.0	58.0	64.0	24.2	30.2	36.2

Note: Values are expressed in dB per 100 m (328 ft.) length @ 20°C.
*PSACR & ACR not specified in ANSI/TIA 568-C.2

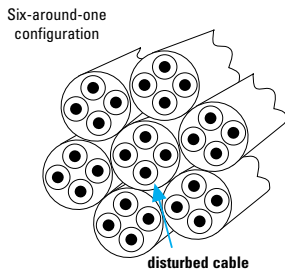
**GenSPEED® 10 MTP™ with 17 FREE®
CATEGORY 6A CROSS-SECTION**



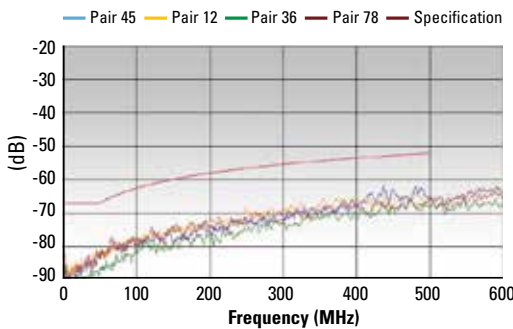
ELECTRICAL CHARACTERISTICS

	Max.	Nom.
DC Resistance Ohms/100 m (328 ft) @ 20°C	9.38	7.00
DC Resistance Unbalanced Individual Pair %	4.00	< 1
Delay Skew ns/100 m	45	35
Nom. Velocity of Propagation % Speed of Light	70	
Characteristic Impedance Frequency (f): 1-500 MHz	Ohms 100 ± 15	

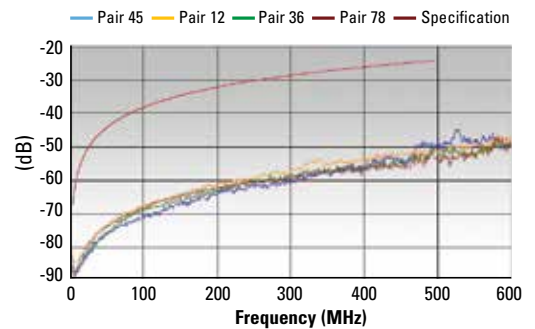
**4 PAIR CABLES:
Bundles of 7 Test Results**



PSANEXT



PSAACRF



Going Green with General Cable

General Cable has accelerated its environmental commitment, addressing its green alternative approach by identifying greener opportunities and promoting green cabling solutions wherever feasible. This includes promoting our existing green products, partnering with key customers in their green endeavors, identifying and providing resources for green product gaps, becoming a member of the U.S. Green Building Council (USGBC) and participating in collaborative ventures such as the Green Suppliers Network (GSN).



GenSPEED® 10,000 Category 6A U/FTP (STP) Cable

An Individually Shielded 10 Gig Option for Peace of Mind

Features and Benefits

- Individually pair shielded design allows for maximum pair separation, increasing key electrical performance parameters and providing EMI protection
- Typical positive PSACR beyond 500 MHz for increased available bandwidth
- Improved cable temperature rating (90°C Plenum, 75°C Riser) for greater protection against increased operating temperatures
- TRU-Mark® print legend contains footage markings from 1000' to 0'
- Made in U.S.A.

Applications

- IEEE 802.3: 10G BASE-T, 1000 BASE-T, 100 BASE-TX, 10 BASE-T, PoE, PoE+
- ANSI/TIA 854: 1000 BASE-TX
- Digital Video
- Broadband and Baseband Analog Video
- CDDI, Token Ring, ATM

Standard Compliances

- ANSI/TIA 568-C.2
- NEC/CEC Type CMR (UL 1666) for Non-Plenum
- NEC/CEC Type CMP (NFPA 262) for Plenum
- UL 444
- RoHS Compliant Directive 2011/65/EU
- ANSI/TIA 862 (Building Automation)
- ICEA S-116-732
- ISO/IEC 11801 Ed. 2.0 (Class E_A)



CONSTRUCTION

Conductors

- 23 AWG solid bare annealed copper

Insulation

- Non-Plenum: Foamed HDPE
- Plenum: Foamed Fluoropolymer

Color Code

- Pair 1: Blue-White
- Pair 2: Orange-White
- Pair 3: Green-White
- Pair 4: Brown-White

Shield

- Each pair is individually shielded with an aluminum foil

Drain Wire

- 24 AWG stranded (7/32) solid tinned copper

Jacket

- Non-Plenum: Flame-Retardant PVC
- Plenum: Low-Smoke, Flame-Retardant PVC

PHYSICAL DATA

	CMR (Non-Plenum)	CMP (Plenum)
Nominal Cable Diameter (in)	0.305	0.295
Nominal Cable Weight (lbs/1000 ft)	43	47
Minimum Bend Radius (in)	2.44	2.36
Maximum Pulling Force (lbs)	32	32
Temperature Rating (°C)		
Installation:	0 to +60	0 to +60
Operation:	-20 to +75	-20 to +90

PART NUMBERS

Standard packaging: 1000' Spool

Jacket Color	Spool	
	CMR (Non-Plenum)	CMP (Plenum)
Blue	7133786	7131786
White	7133787	7131787
Yellow	7133788	7131788
Gray	7133789	7131789
Red	7133790	7131790
Orange	7133791	7131791
Green	7133792	7131792
Purple	7133830	7131830

Note: Non-stock items may be subject to minimum order quantities.

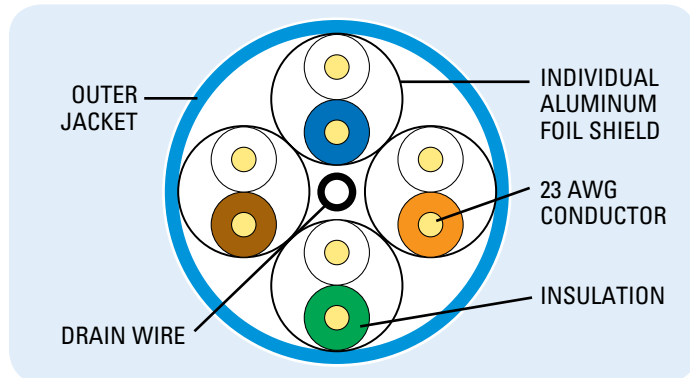
Data subject to change without notice.

ELECTRICAL PERFORMANCE

Frequency MHz	PSACR* (min)	ACR* (min)	Insertion Loss (max)	PSNEXT (min)	NEXT (min)	PSACRF (min)	ACRF (min)	Return Loss (min)	LCL/TCL (min)	PSANEXT (min)	PSAACRF (min)
1	70.2	72.2	2.1	72.3	74.3	70.8	73.8	20.0	50.0	77.0	77.0
4	68.5	70.5	3.8	72.3	74.3	58.8	61.8	23.0	44.0	77.0	76.2
10	66.3	68.3	5.9	72.3	74.3	50.8	53.8	25.0	40.0	77.0	68.2
16	63.6	66.6	7.5	71.2	74.2	46.7	49.7	25.0	38.0	77.0	64.1
20	61.3	64.3	8.4	69.8	72.8	44.8	47.8	25.0	37.0	77.0	62.2
31.25	56.1	59.1	10.5	66.9	69.9	40.9	43.9	23.6	35.1	77.0	58.3
62.5	46.9	49.9	15.0	62.4	65.4	34.9	37.9	21.5	32.0	75.6	52.3
100	39.4	42.4	19.1	59.3	62.3	30.8	33.8	20.1	30.0	72.5	48.2
200	25.6	28.6	27.6	54.8	57.8	24.8	27.8	18.0	27.0	68.0	42.2
250	20.3	23.3	31.1	53.3	56.3	22.8	25.8	17.3	26.0	66.5	40.2
300	15.5	18.5	34.3	52.1	55.1	21.3	24.3	16.8	25.2	65.3	38.7
350	11.2	14.2	37.2	51.1	54.1	19.9	22.9	16.3	24.6	64.3	37.3
400	7.1	10.1	40.1	50.3	53.3	18.8	21.8	15.9	24.0	63.5	36.2
500	—	2.7	45.3	48.8	51.8	16.8	19.8	15.2	23.0	62.0	34.2
600	—	—	50.1	47.6	50.6	15.2	18.2	14.7	22.2	60.8	32.6

Note: Values are expressed in dB per 100 m (328 ft.) length @ 20°C.
*PSACR & ACR not specified in ANSI/TIA 568-C.2

GenSPEED® 10,000 CATEGORY 6A U/FTP (STP) CROSS-SECTION



ELECTRICAL CHARACTERISTICS

	Max.	Nom.
DC Resistance Ohms/100 m (328 ft) @ 20°C	9.38	7.00
DC Resistance Unbalance Individual Pair %	4.00	< 1
Delay Skew ns/100 m	45	20
Nom. Velocity of Propagation % Speed of Light	CMP: 78 CMR: 75	
Characteristic Impedance Frequency (f): 1-600 MHz	Ohms 100 ± 15	

GenSPEED® 10,000 Category 6A F/UTP (ScTP) Cable

An Enhanced Overall Shielded Cable

Features and Benefits


- An overall shielded or foiled-twisted pair (F/UTP) cable, requiring grounding and providing industry-leading protection from external cable noise sources, also known as alien crosstalk (PSANEXT and PSAACRF)
- Improved cable temperature rating (90°C Plenum, 75°C Riser) for greater protection against increased operating temperatures and for high-wattage applications
- The internal separator optimizes internal pair geometry to yield superior electrical performance and maintain flexibility. This unique cross-web stabilizes each pair to create a smaller, **round** cable profile
- TRU-Mark® print legend contains footage markings from 1000' to 0'
- Made in U.S.A.

Applications

- IEEE 802.3: 10G BASE-T, 1000 BASE-T, 100 BASE-TX, 10 BASE-T, PoE, PoE+
- ANSI/TIA 854: 1000 BASE-TX
- Digital Video
- Broadband and Baseband Analog Video
- CDDI, Token Ring, ATM

Standard Compliances

- ANSI/TIA 568-C.2
- NEC/CEC Type CMR (UL 1666) for Non-Plenum
- NEC/CEC Type CMP (NFPA 262) for Plenum
- UL Listed CMR-LP (0.5A) for Non-Plenum*
- UL Listed CMP-LP (0.7A) for Plenum**
- UL 444
- RoHS Compliant Directive 2011/65/EU
- ANSI/TIA 862 (Building Automation)
- ICEA S-116-732
- ISO/IEC 11801 Ed. 2.0 (Class E_A)



*0.5A is the ampacity rating of the cable, which equates to 100 watts using 50 volts over four pairs.

**0.7A is the ampacity rating of the cable, which equates to 140 watts using 50 volts over four pairs.

Data subject to change without notice.



CONSTRUCTION

Conductors

- 23 AWG solid bare annealed copper

Insulation

- Non-Plenum: Polyolefin
- Plenum: Fluoropolymer

Color Code

- Pair 1: Blue-White
- Pair 2: Orange-White
- Pair 3: Green-White
- Pair 4: Brown-White

Separator

- Cross-Web

Core Tape

- Non-Plenum: Polypropylene
- Plenum: Fluoropolymer

Shield

- Polyester-backed aluminum foil (aluminum side in)

Drain Wire

- 24 AWG stranded (7/32) solid tinned copper

Jacket









- Non-Plenum: Flame-Retardant PVC
- Plenum: Low-Smoke, Flame-Retardant PVC

PHYSICAL DATA

	CMR (Non-Plenum)	CMP (Plenum)
Nominal Cable Diameter (in)	0.310	0.298
Nominal Cable Weight (lbs/1000 ft)	40	50
Minimum Bend Radius (in)	2.5	2.5
Maximum Pulling Force (lbs)	40	40
Temperature Rating (°C)		
Installation:	0 to +60	0 to +60
Operation:	-20 to +75	-20 to +90

PART NUMBERS

Standard packaging: 1000' Spool

Jacket Color	Spool	
	CMR (Non-Plenum)	CMP (Plenum)
 Blue	7133586	7131586
 White	7133587	7131587
 Yellow	7133588	7131588
 Gray	7133589	7131589
 Red	7133590	7131590
 Orange	7133591	7131591
 Green	7133592	7131592
 Purple	7133593	7131593

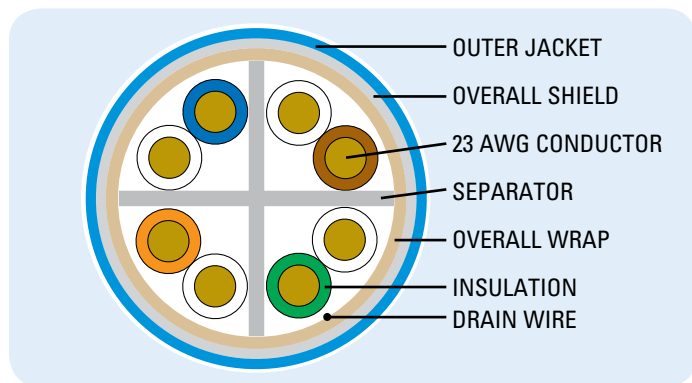
Note: Non-stock items may be subject to minimum order quantities.

ELECTRICAL PERFORMANCE

Frequency MHz	PSACR*	ACR*	Insertion Loss (min)	PSNEXT	NEXT	PSACRF	ACRF	Return Loss (min)	TCL (min)	PSANEXT (min)		PSAACRF (min)			
	(min)	(min)		(min)	(min)	(min)	(min)			(min)	(min)	(min)	(min)	(min)	(min)
	General Cable Guaranteed	General Cable Guaranteed	TIA 568-C.2	TIA 568-C.2	TIA 568-C.2	TIA 568-C.2	TIA 568-C.2	TIA 568-C.2	TIA 568-C.2	TIA 568-C.2	General Cable Guaranteed	General Cable Typical	TIA 568-C.2	General Cable Guaranteed	General Cable Typical
1	70.2	72.2	2.1	72.3	74.3	64.8	67.8	20.0	40.0	67.0	73.0	85.0	67.0	73.0	85.0
4	59.5	61.5	3.8	63.3	65.3	52.8	55.8	23.0	40.0	67.0	73.0	85.0	66.2	72.2	84.2
10	51.4	53.4	5.9	57.3	59.3	44.8	47.8	25.0	40.0	67.0	73.0	85.0	58.2	64.2	76.2
16	46.8	48.8	7.5	54.2	56.2	40.7	43.7	25.0	38.0	67.0	73.0	85.0	54.1	60.1	72.1
20	44.4	46.4	8.4	52.8	54.8	38.8	41.8	25.0	37.0	67.0	73.0	85.0	52.2	58.2	70.2
31.25	39.4	41.4	10.5	49.9	51.9	34.9	37.9	23.6	35.1	67.0	73.0	85.0	48.3	54.3	66.3
62.5	30.4	32.4	15.0	45.4	47.4	28.9	31.9	21.5	32.0	65.6	71.6	83.6	42.3	48.3	60.3
100	23.2	25.2	19.1	42.3	44.3	24.8	27.8	20.1	30.0	62.5	68.5	80.5	38.2	44.2	56.2
150	16.0	18.0	23.7	39.7	41.7	21.3	24.3	18.9	28.2	59.9	65.9	77.9	34.7	40.7	52.7
200	10.2	12.2	27.6	37.8	39.8	18.8	21.8	18.0	27.0	58.0	64.0	76.0	32.2	38.2	50.2
250	5.2	7.2	31.1	36.3	38.3	16.8	19.8	17.3	26.0	56.5	62.5	74.5	30.2	36.2	48.2
300	0.9	2.9	34.3	35.1	37.1	15.3	18.3	16.8	25.2	55.3	61.3	73.3	28.7	34.7	46.7
400	—	—	40.1	33.3	35.3	12.8	15.8	15.9	24.0	53.5	59.5	71.5	26.2	32.2	44.2
500	—	—	45.3	31.8	33.8	10.8	13.8	15.2	23.0	52.0	58.0	70.0	24.2	30.2	42.2

Note: Values are expressed in dB per 100 m (328 ft.) length @ 20°C.
*PSACR & ACR not specified in ANSI/TIA 568-C.2

GenSPEED® 10,000 CATEGORY 6A F/UTP (ScTP) CROSS-SECTION



ELECTRICAL CHARACTERISTICS

	Max.	Nom.
DC Resistance Ohms/100 m (328 ft) @ 20°C	9.38	7.00
DC Resistance Unbalance Individual Pair %	4.00	< 1
Delay Skew ns/100 m	45	35
Nom. Velocity of Propagation % Speed of Light	70	
Characteristic Impedance Frequency (f): 1-500 MHz	Ohms 100 ± 15	

GenSPEED® 10,000 Category 6A Cable

Signal Strength and Power

Features and Benefits

- Extensive design development conducted to find the perfect blend of product performance and consistent manufacturability
- Innovative T-Top cross-web provides superior internal electrical characteristics by locking the pairs into a systematic orientation within the cable
- Superior flame and smoke characteristics achieved through innovative design and careful selection of materials with certified suppliers
- TRU-Mark® print legend contains footage markings from 1000' to 0'
- AirEs jacket provides superior flexibility and maximum separation of pairs from cable to cable for consistent PSANEXT and PSAACRF performance
- Made in U.S.A.

Applications

- IEEE 802.3: 10G BASE-T, 1000 BASE-T, 100 BASE-TX, 10 BASE-T, PoE, PoE+
- ANSI/TIA 854: 1000 BASE-TX
- Digital Video
- Broadband and Baseband Analog Video
- CDDI, Token Ring, ATM

Standard Compliances

- ANSI/TIA 568-C.2
- NEC/CEC Type CMR (UL 1666) for Non-Plenum
- NEC/CEC Type CMP (NFPA 262) for Plenum
- UL 444
- RoHS Compliant Directive 2011/65/EU
- ANSI/TIA 862 (Building Automation)
- ICEA S-116-732
- ISO/IEC 11801 Ed. 2.0 (Class E_A)



CONSTRUCTION

Conductors

- 23 AWG solid bare annealed copper

Insulation

- Non-Plenum: Polyolefin
- Plenum: Fluoropolymer

Color Code

- Pair 1: Blue-White
- Pair 2: Orange-White
- Pair 3: Green-White
- Pair 4: Brown-White

Separator

- T-Top cross-web

Jacket

- Non-Plenum: Flame-Retardant PVC
- Plenum: Low-Smoke, Flame-Retardant PVC

PHYSICAL DATA

	CMR (Non-Plenum)	CMP (Plenum)
Nominal Cable Diameter (in)	0.330	0.320
Nominal Cable Weight (lbs/1000 ft)	42	45
Minimum Bend Radius (in)	1.5	1.5
Maximum Pulling Force (lbs)	40	40
Temperature Rating (°C)		
Installation:	0 to +60	0 to +60
Operation:	-20 to +75	-20 to +75

PART NUMBERS

Standard packaging: 1000' Spool

Jacket Color	Spool	
	CMR (Non-Plenum)	CMP (Plenum)
Blue	7133819	7131819
White	7133820	7131820
Yellow	7133822	7131822
Gray	7133821	7131821
Red	7133824	7131824
Orange	7133826	7131826
Green	7133823	7131823
Black	7133828	7131828
Pink	7133827	7131827
Purple	7133825	7131825

Note: Non-stock items may be subject to minimum order quantities.

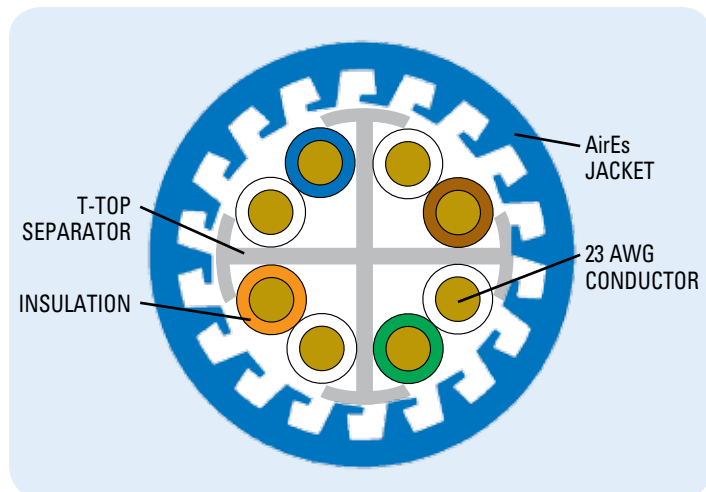
Data subject to change without notice.

ELECTRICAL PERFORMANCE

Frequency MHz	PSACR* (min)	ACR* (min)	Insertion Loss (max)	PSNEXT (min)	NEXT (min)	PSACRF (min)	ACRF (min)	Return Loss (min)	TCL (min)	PSANEXT (min)	PSAACRF (min)
1	70.2	72.2	2.1	72.3	74.3	64.8	67.8	20.0	40.0	67.0	67.0
4	59.5	61.5	3.8	63.3	65.3	52.8	55.8	23.0	40.0	67.0	66.2
8	53.5	55.5	5.3	58.8	60.8	46.7	49.7	24.5	40.0	67.0	60.1
10	51.4	53.4	5.9	57.3	59.3	44.8	47.8	25.0	40.0	67.0	58.2
16	46.7	48.7	7.5	54.2	56.2	40.7	43.7	25.0	38.0	67.0	54.1
20	44.4	46.4	8.4	52.8	54.8	38.8	41.8	25.0	37.0	67.0	52.2
25	41.9	43.9	9.4	51.3	53.3	36.8	39.8	24.3	36.0	67.0	50.2
31.25	39.4	41.4	10.5	49.9	51.9	34.9	37.9	23.6	35.1	67.0	48.3
62.5	30.4	32.4	15.0	45.4	47.4	28.9	31.9	21.5	32.0	65.6	42.3
100	23.2	25.2	19.1	42.3	44.3	24.8	27.8	20.1	30.0	62.5	38.2
200	10.2	12.2	27.6	37.8	39.8	18.8	21.8	18.0	27.0	58.0	32.2
250	5.2	7.2	31.1	36.3	38.3	16.8	19.8	17.3	26.0	56.5	30.2
300	0.8	2.8	34.3	35.1	37.1	15.3	18.3	16.8	25.2	55.3	28.7
400	—	—	40.1	33.3	35.3	12.8	15.8	15.9	24.0	53.5	26.2
500	—	—	45.3	31.8	33.8	10.8	13.8	15.2	23.0	52.0	24.2

Note: Values are expressed in dB per 100 m (328 ft.) length @ 20°C.
*PSACR & ACR not specified in ANSI/TIA 568-C.2

GenSPEED® 10,000 CATEGORY 6A CROSS-SECTION



ELECTRICAL CHARACTERISTICS

	Max.	Nom.
DC Resistance Ohms/100 m (328 ft) @ 20°C	9.38	7.50
DC Resistance Unbalance Individual Pair %	4.00	< 1
Delay Skew ns/100 m	45	30
Nom. Velocity of Propagation % Speed of Light	70	
Characteristic Impedance Frequency (f): 1-500 MHz	Ohms 100 ± 15	

GenSPEED® 10,000 with 17 FREE® Category 6A Cable

Signal Strength and Power



Features and Benefits

- No halogens
- Less toxic
- More environmentally friendly
- Increased flexibility for easy installation
- Performance guaranteed to 500 MHz
- TRU-Mark® print legend contains footage markings from 1000' to 0'
- Third-party verified for guaranteed performance
- Extensive design development conducted to find the perfect blend of product performance and consistent manufacturability
- Innovative T-Top cross-web provides superior internal electrical characteristics by locking the pairs into a systematic orientation within the cable
- Superior flame and smoke characteristics achieved through innovative design and careful selection of materials with certified suppliers
- AirEs jacket provides superior flexibility and maximum separation of pairs from cable to cable for consistent PSANEXT and PSAACRF performance
- Made in U.S.A.

Applications

- IEEE 802.3: 10G BASE-T, 1000 BASE-T, 100 BASE-TX, 10 BASE-T, PoE, PoE+
- ANSI/TIA 854: 1000 BASE-TX
- Digital Video
- Broadband and Baseband Analog Video
- CDDI, Token Ring, ATM

Standard Compliances

- ANSI/TIA 568-C.2
- NEC/CEC Type CMR (UL 1666) for Non-Plenum
- UL 444
- RoHS Compliant Directive 2011/65/EU
- ANSI/TIA 862 (Building Automation)
- ICEA S-116-732
- ISO/IEC 11801 Ed. 2.0 (Class E_A)
- IEC 60754-1
- IEC 60754-2
- IEC 61034-2



CONSTRUCTION

Conductors

- 23 AWG solid bare annealed copper

Insulation

- Non-Plenum: Polyolefin

Color Code

- Pair 1: Blue-White
- Pair 2: Orange-White
- Pair 3: Green-White
- Pair 4: Brown-White

Separator

- T-Top cross-web

Jacket

- Non-Plenum: Zero-Halogen Polyolefin

PHYSICAL DATA

	CMR (Non-Plenum)
Nominal Cable Diameter (in)	0.330
Nominal Cable Weight (lbs/1000 ft)	48
Minimum Bend Radius (in)	1.5
Maximum Pulling Force (lbs)	40
Temperature Rating (°C)	
Installation:	-10 to +60
Operation:	-20 to +75

PART NUMBERS

Standard packaging: 1000' Spool

Jacket Color	Spool CMR (Non-Plenum)
Blue	7133819-17F
White	7133820-17F
Yellow	7133822-17F
Gray	7133821-17F
Red	7133824-17F
Orange	7133826-17F
Green	7133823-17F
Black	7133828-17F
Pink	7133827-17F
Purple	7133825-17F

Note: Non-stock items may be subject to minimum order quantities.

Data subject to change without notice.

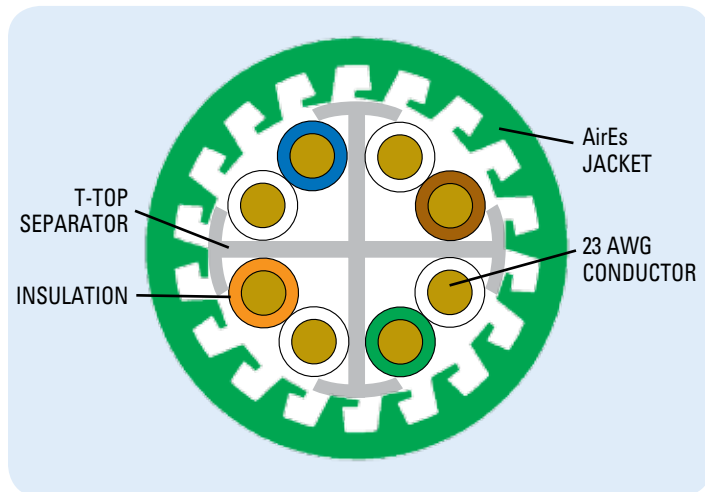


ELECTRICAL PERFORMANCE

Frequency MHz	PSACR* (min)	ACR* (min)	Insertion Loss (max)	PSNEXT (min)	NEXT (min)	PSACRF (min)	ACRF (min)	Return Loss (min)	TCL (min)	PSANEXT (min)	PSAACRF (min)
1	70.2	72.2	2.1	72.3	74.3	64.8	67.8	20.0	40.0	67.0	67.0
4	59.5	61.5	3.8	63.3	65.3	52.8	55.8	23.0	40.0	67.0	66.2
8	53.5	55.5	5.3	58.8	60.8	46.7	49.7	24.5	40.0	67.0	60.1
10	51.4	53.4	5.9	57.3	59.3	44.8	47.8	25.0	40.0	67.0	58.2
16	46.7	48.7	7.5	54.2	56.2	40.7	43.7	25.0	38.0	67.0	54.1
20	44.4	46.4	8.4	52.8	54.8	38.8	41.8	25.0	37.0	67.0	52.2
25	41.9	43.9	9.4	51.3	53.3	36.8	39.8	24.3	36.0	67.0	50.2
31.25	39.4	41.4	10.5	49.9	51.9	34.9	37.9	23.6	35.1	67.0	48.3
62.5	30.4	32.4	15.0	45.4	47.4	28.9	31.9	21.5	32.0	65.6	42.3
100	23.2	25.2	19.1	42.3	44.3	24.8	27.8	20.1	30.0	62.5	38.2
200	10.2	12.2	27.6	37.8	39.8	18.8	21.8	18.0	27.0	58.0	32.2
250	5.2	7.2	31.1	36.3	38.3	16.8	19.8	17.3	26.0	56.5	30.2
300	0.8	2.8	34.3	35.1	37.1	15.3	18.3	16.8	25.2	55.3	28.7
400	—	—	40.1	33.3	35.3	12.8	15.8	15.9	24.0	53.5	26.2
500	—	—	45.3	31.8	33.8	10.8	13.8	15.2	23.0	52.0	24.2

Note: Values are expressed in dB per 100 m (328 ft.) length @ 20°C.
*PSACR & ACR not specified in ANSI/TIA 568-C.2

GenSPEED® 10,000 with 17 FREE® CATEGORY 6A CROSS-SECTION



ELECTRICAL CHARACTERISTICS

	Max.	Nom.
DC Resistance Ohms/100 m (328 ft) @ 20°C	9.38	7.50
DC Resistance Unbalance Individual Pair %	4.00	< 1
Delay Skew ns/100 m	45	30
Nom. Velocity of Propagation % Speed of Light	70	
Characteristic Impedance Frequency (f): 1-500 MHz	Ohms 100 ± 15	



Going Green with General Cable

General Cable has accelerated its environmental commitment, addressing its green alternative approach by identifying greener opportunities and promoting green cabling solutions wherever feasible. This includes promoting our existing green products, partnering with key customers in their green endeavors, identifying and providing resources for green product gaps, becoming a member of the U.S. Green Building Council (USGBC) and participating in collaborative ventures such as the Green Suppliers Network (GSN).

GenSPEED® Category 6 Cables

2

General Cable offers a complete line-up of Category 6 cables to meet all your networking needs. This “standard, enhanced, premium” strategy allows you to choose a cable that meets your bandwidth needs for each application you deploy. When you need a reliable cable with warranty assurance, choose from the series of GenSPEED® Category 6 Cables.

GenSPEED® 6 is a standard-compliant Category 6 cable that features a unique tape design engineered for consistent electrical performance. Its TRU-Mark® print legend contains footage markings from 1000' to 0', making usage easier to track. Also ask your General Cable representative about our 17 FREE™ line of riser-rated GenSPEED 6 cables, which may qualify for LEED credit from the U.S. Green Building Council.

General Cable's **GenSPEED® 6000** has been enhanced to provide the market with a cost-effective, high-bandwidth and high-performance cabling solution for more robust and complex applications at Gigabit speed and full duplex transmissions. The GenSPEED 6000 solution provides a cable system infrastructure with assurance for advanced applications demanding more bandwidth.

Featuring a revolutionary design, **GenSPEED® 6500 Premium** provides the industry with one of the best-performing Category 6 cables in its class. GenSPEED 6500 Premium offers high power-sum attenuation-to-crosstalk ratio (PSACR) and low attenuation performance for better signal strength and power.

All GenSPEED Category 6 cables are third-party verified for guaranteed performance and conform to ANSI/TIA/EIA 568-C.2 standards.

GenSPEED 6 and 6000 Enhanced are offered in a variety of colors and can be shipped in General Cable's easy-to-use Pull-Pac® or Spool-Pac® cartons or on a spool. GenSPEED 6500 Premium is available in a Spool-Pac or on a spool.

Index	Page
GenSPEED® Category 6 Quick Reference Guide	16
GenSPEED® 6500 Premium Category 6 Cable	17-18
GenSPEED® 6000 Enhanced Category 6 Cable	19-20
GenSPEED® 6 Category 6 Cable (23 AWG)	21-22
GenSPEED® 6 Category 6 Cable (22 AWG)	23-24
GenSPEED® 6 with 17 FREE® Category 6 Cable	25-26
GenSPEED® 6 Category 6 F/UTP (ScTP) Cable	27-28
GenSPEED® 6 Category 6 Interlock Armored Cable	29-30
GenSPEED® 6 Category 6 Outside Plant Cable	31-32
GenSPEED® 6 Category 6 Residential CMX Outdoor-CMR Cable	33-34

GenSPEED® Category 6 Quick Reference Guide

JACKET COLOR	PACKAGE	STANDARD		ENHANCED		PREMIUM	
		Category 6 GenSPEED® 6 (p. 21)		Category 6 GenSPEED® 6000 Enhanced (p. 19)		Category 6 GenSPEED® 6500 Premium (p. 17)	
		CMR	CMP	CMR	CMP	CMR	CMP
Blue							
	Pull-Pac®	7133800	7131800	7133900	7131900		
	Spool-Pac®	7133840	7131840	7133940	7131940	7133930	7131930
	Spool	7133860	7131860	7133960	7131960	7133970	7131970
White							
	Pull-Pac®	7133801	7131801	7133901	7131901		
	Spool-Pac®	7133841	7131841	7133941	7131941	7133931	7131931
	Spool	7133861	7131861	7133961	7131961	7133971	7131971
Yellow							
	Pull-Pac®	7133802	7131802	7133902	7131902		
	Spool-Pac®	7133842	7131842	7133942	7131942	7133932	7131932
	Spool	7133862	7131862	7133962	7131962	7133972	7131972
Gray							
	Pull-Pac®	7133803	7131803	7133903	7131903		
	Spool-Pac®	7133843	7131843	7133943	7131943	7133933	7131933
	Spool	7133863	7131863	7133963	7131963	7133973	7131973
Red							
	Pull-Pac®	7133804	7131804	7133904	7131904		
	Spool-Pac®	7133844	7131844	7133944	7131944	7133934	7131934
	Spool	7133864	7131864	7133964	7131964	7133974	7131974
Orange							
	Pull-Pac®	7133805	7131805	7133905	7131905		
	Spool-Pac®	7133845	7131845	7133945	7131945	7133935	7131935
	Spool	7133865	7131865	7133965	7131965	7133975	7131975
Green							
	Pull-Pac®	7133806	7131806	7133906	7131906		
	Spool-Pac®	7133846	7131846	7133946	7131946	7133936	7131936
	Spool	7133866	7131866	7133966	7131966	7133976	7131976
Black							
	Pull-Pac®	7133807	7131807	7133907	7131907		
	Spool-Pac®	7133847	7131847	7133947	7131947	7133937	7131937
	Spool	7133867	7131867	7133967	7131967	7133977	7131977
Pink							
	Pull-Pac®	7133808	7131808	7133908	7131908		
	Spool-Pac®	7133848	7131848	7133948	7131948	7133938	7131938
	Spool	7133868	7131868	7133968	7131968	7133978	7131978
Purple							
	Pull-Pac®	7133809	7131809	7133909	7131909		
	Spool-Pac®	7133859	7131859	7133959	7131959	7133939	7131939
	Spool	7133869	7131869	7133969	7131969	7133979	7131979

Note: Non-stock items may be subject to minimum order quantities.
 * Bulk reels are available in 2000' (2R), 2500' (2.5R), and 3000' (3R) lengths.

GenSPEED® 6500 Premium Category 6 Cable

Signal Strength and Power

Features and Benefits

- Designed and engineered with precision balance to offer ultimate headroom
- High-end optimized performance to support the most bandwidth-intense applications
- New and improved separator construction allowing for more pair separation
- Performance guaranteed to 350 MHz
- Improved cable temperature rating (90°C Plenum, 75°C Riser) for greater protection against increased operating temperatures and for high-wattage applications
- TRU-Mark® print legend contains footage markings from 1000' to 0'
- Third-party verified for guaranteed performance
- Made in U.S.A.

Applications

- IEEE 802.3: 1000 BASE-T, 100 BASE-TX, 10 BASE-T, PoE, PoE+
- ANSI/TIA 854: 1000 BASE-TX
- CDDI, Token Ring, ATM
- Digital Video
- Broadband and Baseband Analog Video

Standard Compliances

- ANSI/TIA 568-C.2
- NEC/CEC Type CMR (UL 1666) for Non-Plenum
- NEC/CEC Type CMP (NFPA 262) for Plenum
- UL Listed CMR-LP (0.5A) for Non-Plenum*
- UL Listed CMP-LP (0.6A) for Plenum**
- UL 444
- RoHS Compliant Directive 2011/65/EU
- ANSI/TIA 862 (Building Automation)
- ICEA S-116-732
- ICEA S-102-700
- ISO/IEC 11801 Ed. 2.0 (Class E)



*0.5A is the ampacity rating of the cable, which equates to 100 watts using 50 volts over four pairs.

**0.6A is the ampacity rating of the cable, which equates to 120 watts using 50 volts over four pairs.

Data subject to change without notice.



CONSTRUCTION

Conductors

- 23 AWG solid bare annealed copper

Insulation

- Non-Plenum: Polyolefin
- Plenum: Fluoropolymer

Color Code

- Pair 1: Blue-White/Blue
- Pair 2: Orange-White/Orange
- Pair 3: Green-White/Green
- Pair 4: Brown-White/Brown

Separator

- Cross-web

Rip Cord

- Applied longitudinally under jacket

Jacket











- Non-Plenum: Flame-Retardant PVC
- Plenum: Low-Smoke, Flame-Retardant PVC

PHYSICAL DATA

	CMR (Non-Plenum)	CMP (Plenum)
Nominal Cable Diameter (in)	0.260	0.255
Nominal Cable Weight (lbs/1000 ft)	32	31
Minimum Bend Radius (in)	1.0	1.0
Maximum Pulling Force (lbs)	50	50
Temperature Rating (°C)		
Installation:	0 to +60	0 to +60
Operation:	-20 to +75	-20 to +90

PART NUMBERS

Standard packaging: 1000' Spool-Pac®

Jacket Color	Spool-Pac®		Spool	
	CMR (Non-Plenum)	CMP (Plenum)	CMR (Non-Plenum)	CMP (Plenum)
 Blue	7133930	7131930	7133970	7131970
 White	7133931	7131931	7133971	7131971
 Yellow	7133932	7131932	7133972	7131972
 Gray	7133933	7131933	7133973	7131973
 Red	7133934	7131934	7133974	7131974
 Orange	7133935	7131935	7133975	7131975
 Green	7133936	7131936	7133976	7131976
 Black	7133937	7131937	7133977	7131977
 Pink	7133938	7131938	7133978	7131978
 Purple	7133939	7131939	7133979	7131979

Note: Bulk reels are available as a special request with a maximum allowable length of 3000 feet per reel. Minimum run and lead time may apply.

Non-stock items may be subject to minimum order quantities.

ELECTRICAL PERFORMANCE

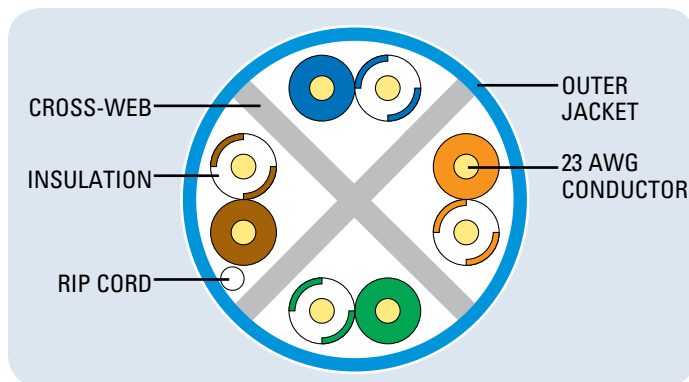
Frequency MHz	PSACR* (min)		ACR* (min)		Insertion Loss (max)		PSNEXT (min)		NEXT (min)	
	Guaranteed		Guaranteed		TIA 568-C.2	Guaranteed	TIA 568-C.2	Guaranteed	TIA 568-C.2	Guaranteed
1	77.4		79.4		2.0	1.9	72.3	79.3	74.3	81.3
4	66.8		68.8		3.8	3.5	63.3	70.3	65.3	72.3
10	58.8		60.8		6.0	5.5	57.3	64.3	59.3	66.3
16	54.2		56.2		7.6	7.0	54.2	61.2	56.2	63.2
20	51.9		53.9		8.5	7.8	52.8	59.8	54.8	61.8
31.25	47.0		49.0		10.7	9.9	49.9	56.9	51.9	58.9
62.5	38.0		40.0		15.4	14.3	45.4	52.4	47.4	54.4
100	30.8		32.8		19.8	18.5	42.3	49.3	44.3	51.3
200	17.5		19.5		29.0	27.2	37.8	44.8	39.8	46.8
250	12.4		14.4		32.8	30.9	36.3	43.3	38.3	45.3
350	3.5		5.5		—	37.6	—	41.1	—	43.1
500	—		—		—	46.5	—	38.8	—	40.8

Note: Values are expressed in dB per 100 m (328 ft.) length @ 20°C. Results beyond 350 MHz for reference only.
*PSACR & ACR not specified in ANSI/TIA 568-C.2

Frequency MHz	PSACRF (min)		ACRF (min)		Return Loss (min)		TCL (min)		ELTCTL (min)	
	TIA 568-C.2	Guaranteed	TIA 568-C.2	Guaranteed	TIA 568-C.2	Guaranteed	TIA 568-C.2	Guaranteed	TIA 568-C.2	Guaranteed
1	64.8	70.8	67.8	73.8	20.0	20.0	40.0	40.0	35.0	35.0
4	52.8	58.8	55.8	61.8	23.0	23.0	40.0	40.0	23.0	23.0
10	44.8	50.8	47.8	53.8	25.0	25.0	40.0	40.0	15.0	15.0
16	40.7	46.7	43.7	49.7	25.0	25.0	38.0	38.0	10.9	10.9
20	38.8	44.8	41.8	47.8	25.0	25.0	37.0	37.0	9.0	9.0
31.25	34.9	40.9	37.9	43.9	23.6	25.0	35.1	35.1	—	5.1
62.5	28.9	34.9	31.9	37.9	21.5	23.5	32.0	32.0	—	5.0
100	24.8	30.8	27.8	33.8	20.1	22.1	30.0	30.0	—	5.0
200	18.8	24.8	21.8	27.8	18.0	20.0	27.0	27.0	—	5.0
250	16.8	23.8	19.8	26.8	17.3	19.3	26.0	26.0	—	5.0
350	—	19.9	—	22.9	—	18.3	—	—	—	—
500	—	16.8	—	19.8	—	17.2	—	—	—	—

Note: Values are expressed in dB per 100 m (328 ft.) length @ 20°C. Results beyond 350 MHz for reference only.

GenSPEED® 6500 PREMIUM CATEGORY 6 CROSS-SECTION



ELECTRICAL CHARACTERISTICS

	Max.	Nom.
DC Resistance Ohms/100 m (328 ft) @ 20°C	9.38	6.50
DC Resistance Unbalance Individual Pair %	4.00	< 1
Delay Skew ns/100 m	45	35
Nom. Velocity of Propagation % Speed of Light	CMP: 72 CMR: 70	
Characteristic Impedance Frequency (f): 1-500 MHz	Ohms 100 ± 15	

GenSPEED® 6000 Enhanced Category 6 Cable

Optimally Balanced Enhanced Performance

Features and Benefits


- Innovative cross-web design allowing for maximum pair separation, increasing key electrical performance parameters
- Performance guaranteed to 350 MHz
- Improved cable temperature rating (90°C Plenum, 75°C Riser) for greater protection against increased operating temperatures
- TRU-Mark® print legend contains footage markings from 1000' to 0'
- Third-party verified for guaranteed performance
- Made in U.S.A.

Applications

- IEEE 802.3: 1000 BASE-T, 100 BASE-TX, 10 BASE-T, PoE, PoE+
- ANSI/TIA 854: 1000 BASE-TX
- CDDI, Token Ring, ATM
- Digital Video
- Broadband and Baseband Analog Video

Standard Compliances

- ANSI/TIA 568-C.2
- NEC/CEC Type CMR (UL 1666) for Non-Plenum
- NEC/CEC Type CMP (NFPA 262) for Plenum
- UL Listed CMP-LP (0.5A) for Plenum*
- UL 444
- RoHS Compliant Directive 2011/65/EU
- ANSI/TIA 862 (Building Automation)
- ICEA S-116-732
- ICEA S-102-700
- ISO/IEC 11801 Ed. 2.0 (Class E)



*0.5A is the ampacity rating of the cable, which equates to 100 watts using 50 volts over four pairs.

Data subject to change without notice.



CONSTRUCTION

Conductors

- 23 AWG solid bare annealed copper

Insulation

- Non-Plenum: Polyolefin
- Plenum: Fluoropolymer

Color Code

- Pair 1: Blue-White/Blue
- Pair 2: Orange-White/Orange
- Pair 3: Green-White/Green
- Pair 4: Brown-White/Brown

Separator

- Cross-web

Rip Cord

- Applied longitudinally under jacket

Jacket

- Non-Plenum: Flame-Retardant PVC
- Plenum: Low-Smoke, Flame-Retardant PVC

PHYSICAL DATA

	CMR (Non-Plenum)	CMP (Plenum)
Nominal Cable Diameter (in)	0.235	0.215
Nominal Cable Weight (lbs/1000 ft)	28	28
Minimum Bend Radius (in)	1.0	1.0
Maximum Pulling Force (lbs)	32	32
Temperature Rating (°C)		
Installation:	0 to +60	0 to +60
Operation:	-20 to +75	-20 to +90

PART NUMBERS

Standard packaging: 1000' Pull-Pac® II

Jacket Color	Pull-Pac® II		Spool-Pac®		Spool	
	CMR (Non-Plenum)	CMP (Plenum)	CMR (Non-Plenum)	CMP (Plenum)	CMR (Non-Plenum)	CMP (Plenum)
Blue	7133900	7131900	7133940	7131940	7133960	7131960
White	7133901	7131901	7133941	7131941	7133961	7131961
Yellow	7133902	7131902	7133942	7131942	7133962	7131962
Gray	7133903	7131903	7133943	7131943	7133963	7131963
Red	7133904	7131904	7133944	7131944	7133964	7131964
Orange	7133905	7131905	7133945	7131945	7133965	7131965
Green	7133906	7131906	7133946	7131946	7133966	7131966
Black	7133907	7131907	7133947	7131947	7133967	7131967
Pink	7133908	7131908	7133948	7131948	7133968	7131968
Purple	7133909	7131909	7133959	7131959	7133969	7131969

Note: Bulk reels are available as a special request with a maximum allowable length of 3000 feet per reel. Minimum run and lead time may apply.

Non-stock items may be subject to minimum order quantities.

ELECTRICAL PERFORMANCE

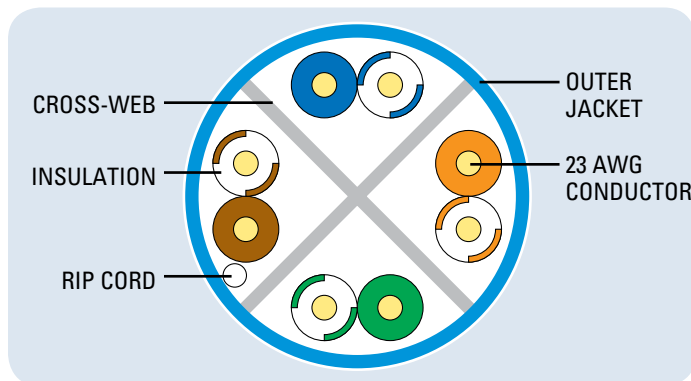
Frequency MHz	PSACR* (min)		ACR* (min)		Insertion Loss (max)		PSNEXT (min)		NEXT (min)	
	Guaranteed	TIA 568-C.2	Guaranteed	TIA 568-C.2	Guaranteed	TIA 568-C.2	Guaranteed	TIA 568-C.2	Guaranteed	TIA 568-C.2
1	75.3	77.3	2.0	2.0	72.3	77.3	74.3	79.3		
4	64.5	66.5	3.8	3.8	63.3	68.3	65.3	70.3		
10	56.4	58.4	6.0	5.9	57.3	62.3	59.3	64.3		
16	51.7	53.8	7.6	7.5	54.2	59.3	56.2	61.3		
20	49.4	51.4	8.5	8.4	52.8	57.8	54.8	59.8		
31.25	44.3	46.3	10.7	10.6	49.9	54.9	51.9	56.9		
62.5	35.1	37.1	15.4	15.3	45.4	50.4	47.4	52.4		
100	27.6	29.6	19.8	19.7	42.3	47.3	44.3	49.3		
150	20.0	22.0	24.7	24.7	39.7	44.7	41.7	46.7		
200	13.8	15.8	29.0	29.0	37.8	42.8	39.8	44.8		
250	8.7	10.7	32.8	32.6	36.3	41.3	38.3	43.3		
350	—	1.7	—	39.5	—	39.2	—	41.2		
500	—	—	—	48.6	—	36.8	—	38.8		

Note: Values are expressed in dB per 100 m (328 ft.) length @ 20°C. Results beyond 350 MHz for reference only.
 *PSACR & ACR not specified in ANSI/TIA 568-C.2

Frequency MHz	PSACRF (min)		ACRF (min)		Return Loss (min)		TCL (min)		ELTCTL (min)	
	Guaranteed	TIA 568-C.2	Guaranteed	TIA 568-C.2	Guaranteed	TIA 568-C.2	Guaranteed	TIA 568-C.2	Guaranteed	TIA 568-C.2
1	64.8	69.8	67.8	72.8	20.0	20.0	40.0	40.0	35.0	35.0
4	52.8	57.7	55.7	60.7	23.0	23.6	40.0	40.0	23.0	23.0
10	44.8	49.8	47.8	52.8	25.0	26.0	40.0	40.0	15.0	15.0
16	40.7	45.7	43.7	48.7	25.0	26.0	38.0	38.0	10.9	10.9
20	38.8	43.7	41.7	46.7	25.0	26.0	37.0	37.0	9.0	9.0
31.25	34.9	39.9	37.9	42.9	23.6	25.0	35.1	35.1	—	5.1
62.5	28.9	33.8	31.8	36.8	21.5	23.5	32.0	32.0	—	5.0
100	24.8	29.8	27.8	32.8	20.1	22.5	30.0	30.0	—	5.0
150	21.3	26.3	24.3	29.3	18.9	21.6	28.2	28.2	—	5.0
200	18.8	23.8	21.8	26.8	18.0	21.0	27.0	27.0	—	5.0
250	16.8	21.8	19.8	24.8	17.3	20.5	26.0	26.0	—	5.0
350	—	18.9	—	21.9	—	19.8	—	—	—	—
500	—	15.8	—	18.8	—	19.0	—	—	—	—

Note: Values are expressed in dB per 100 m (328 ft.) length @ 20°C. Results beyond 350 MHz for reference only.

GenSPEED® 6000 ENHANCED CATEGORY 6 CROSS-SECTION



ELECTRICAL CHARACTERISTICS

	Max.	Nom.
DC Resistance Ohms/100 m (328 ft) @ 20°C	9.38	7.20
DC Resistance Unbalance Individual Pair %	4.00	< 1
Delay Skew ns/100 m	45	CMP: 30 CMR: 40
Nom. Velocity of Propagation % Speed of Light	CMP: 70 CMR: 68	
Characteristic Impedance Frequency (f): 1-500 MHz	Ohms 100 ± 15	

GenSPEED® 6 Category 6 Cable (23 AWG)

Standards-Compliant Extended Frequency

Features and Benefits

- Unique separator design engineered for consistent electrical performance
- Performance guaranteed to 350 MHz
- Improved cable temperature rating (90°C Plenum, 75°C Riser) for greater protection against increased operating temperatures
- TRU-Mark® print legend contains footage markings from 1000' to 0'
- Third-party verified for guaranteed performance
- Made in U.S.A.

Applications

- IEEE 802.3: 1000 BASE-T, 100 BASE-TX, 10 BASE-T, PoE, PoE+
- ANSI/TIA 854: 1000 BASE-TX
- CDDI, Token Ring, ATM
- Digital Video
- Broadband and Baseband Analog Video

Standard Compliances

- ANSI/TIA 568-C.2
- NEC/CEC Type CMR (UL 1666) for Non-Plenum
- NEC/CEC Type CMP (NFPA 262) for Plenum
- UL Listed CMP-LP (0.5A) for Plenum*
- UL 444
- RoHS Compliant Directive 2011/65/EU
- ANSI/TIA 862 (Building Automation)
- ICEA S-116-732
- ICEA S-102-700
- ISO/IEC 11801 Ed. 2.0 (Class E)



*0.5A is the ampacity rating of the cable, which equates to 100 watts using 50 volts over four pairs.

Data subject to change without notice.



CONSTRUCTION

Conductors

- 23 AWG solid bare annealed copper

Insulation

- Non-Plenum: Polyolefin
- Plenum: Fluoropolymer

Color Code

- Pair 1: Blue-White/Blue
- Pair 2: Orange-White/Orange
- Pair 3: Green-White/Green
- Pair 4: Brown-White/Brown

Separator

- Divider

Rip Cord

- Applied longitudinally under jacket

Jacket

- Non-Plenum: Flame-Retardant PVC
- Plenum: Low-Smoke, Flame-Retardant PVC

PHYSICAL DATA

	CMR (Non-Plenum)	CMP (Plenum)
Nominal Cable Diameter (in)	0.220	0.205
Nominal Cable Weight (lbs/1000 ft)	24	25
Minimum Bend Radius (in)	1.0	1.0
Maximum Pulling Force (lbs)	32	32
Temperature Rating (°C)		
Installation:	0 to +60	0 to +60
Operation:	-20 to +75	-20 to +90

PART NUMBERS

Standard packaging: 1000' Pull-Pac® II

Jacket Color	Pull-Pac® II		Spool-Pac®		Spool	
	CMR (Non-Plenum)	CMP (Plenum)	CMR (Non-Plenum)	CMP (Plenum)	CMR (Non-Plenum)	CMP (Plenum)
Blue	7133800	7131800	7133840	7131840	7133860	7131860
White	7133801	7131801	7133841	7131841	7133861	7131861
Yellow	7133802	7131802	7133842	7131842	7133862	7131862
Gray	7133803	7131803	7133843	7131843	7133863	7131863
Red	7133804	7131804	7133844	7131844	7133864	7131864
Orange	7133805	7131805	7133845	7131845	7133865	7131865
Green	7133806	7131806	7133846	7131846	7133866	7131866
Black	7133807	7131807	7133847	7131847	7133867	7131867
Pink	7133808	7131808	7133848	7131848	7133868	7131868
Purple	7133809	7131809	7133859	7131859	7133869	7131869

Note: Bulk reels are available as a special request with a maximum allowable length of 3000 feet per reel. Minimum run and lead time may apply.

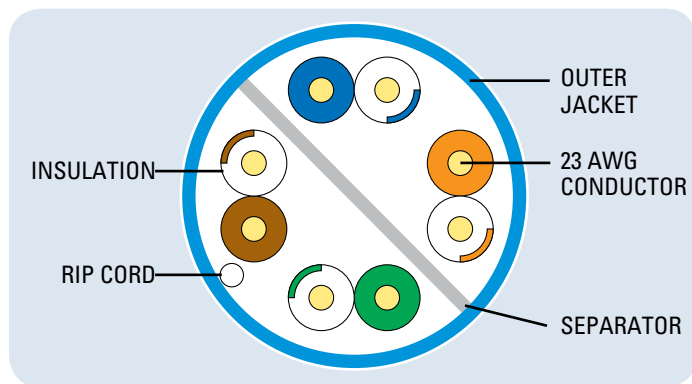
Non-stock items may be subject to minimum order quantities.

ELECTRICAL PERFORMANCE

Frequency MHz	PSACR* (min)	ACR* (min)	Insertion Loss (max)	PSNEXT (min)	NEXT (min)	PSACRF (min)	ACRF (min)	Return Loss (min)	TCL (min)	ELTCTL (min)
1	70.3	72.3	2.0	72.3	74.3	64.8	67.8	20.0	40.0	35.0
4	59.3	61.5	3.8	63.3	65.3	52.8	55.7	23.0	40.0	23.0
10	51.3	53.3	6.0	57.3	59.3	44.8	47.8	25.0	40.0	15.0
16	46.7	48.7	7.6	54.2	56.2	40.7	43.7	25.0	38.0	10.9
20	44.3	46.3	8.5	52.8	54.8	38.8	41.7	25.0	37.0	9.0
31.25	39.2	41.2	10.7	49.9	51.9	34.9	37.9	23.6	35.1	—
62.5	29.9	32.0	15.4	45.4	47.4	28.9	31.8	21.5	32.0	—
100	22.5	24.5	19.8	42.3	44.3	24.8	27.8	20.1	30.0	—
150	14.9	16.9	24.7	39.7	41.7	21.3	24.3	18.9	28.2	—
200	8.8	10.8	29.0	37.8	39.8	18.8	21.8	18.0	27.0	—
250	3.5	5.5	32.8	36.3	38.3	16.8	19.8	17.3	26.0	—
350	—	—	39.8	34.1	36.1	13.9	16.9	16.3	—	—
400	—	—	43.0	33.3	35.3	12.8	15.8	15.9	—	—
500	—	—	48.9	31.8	33.8	10.8	13.8	15.2	—	—

Note: Values are expressed in dB per 100 m (328 ft.) length @ 20°C. Results beyond 350 MHz are for reference only.
 *PSACR & ACR not specified in ANSI/TIA 568-C.2

GenSPEED® 6 CATEGORY 6 (23 AWG) CROSS-SECTION



ELECTRICAL CHARACTERISTICS

	Max.	Nom.
DC Resistance Ohms/100 m (328 ft) @ 20°C	9.38	7.50
DC Resistance Unbalance Individual Pair %	4.00	< 1
Delay Skew ns/100 m	45	CMP: 30 CMR: 35
Nom. Velocity of Propagation % Speed of Light		CMP: 70 CMR: 68
Characteristic Impedance Frequency (f): 1-350 MHz		Ohms 100 ± 15

GenSPEED® 6 Category 6 Cable (22 AWG)

Standards-Compliant with Enhanced PoE Performance

Features and Benefits

- Large-gauge conductors for reduced heat generation, higher maximum current-carrying capabilities and improved attenuation performance
- Improved cable temperature rating (90°C) for greater protection against increased operating temperatures and for high-wattage applications
- Unique separator design engineered for consistent electrical performance
- Performance guaranteed to 350 MHz
- TRU-Mark® print legend contains footage markings from 1000' to 0'
- Third-party verified for guaranteed performance
- Made in U.S.A.

Applications

- IEEE 802.3: 1000 BASE-T, 100 BASE-TX, 10 BASE-T, PoE, PoE+
- ANSI/TIA 854: 1000 BASE-TX
- CDDI, Token Ring, ATM
- Digital Video
- Broadband and Baseband Analog Video
- Supports the growth of higher-wattage devices (IT/IP, IoT, and IoE)
- Compatible with new higher-speed, higher-power USB 3.1 SuperSpeed

Standard Compliances

- ANSI/TIA 568-C.2
- TIA TSB-184:2009
- NEC/CEC Type CMP (NFPA 262) for Plenum
- UL Listed CMP-LP (0.6A)*
- UL 444
- RoHS Compliant Directive 2011/65/EU
- ANSI/TIA 862 (Building Automation)
- ICEA S-116-732
- ICEA S-102-700
- ISO/IEC 11801 Ed. 2.0 (Class E)



*0.6A is the ampacity rating of the cable, which equates to 120 watts using 50 volts over four pairs.

Data subject to change without notice.



CONSTRUCTION

Conductors

- 22 AWG solid bare annealed copper

Insulation

- Fluoropolymer

Color Code

- Pair 1: Blue-White/Blue
- Pair 2: Orange-White/Orange
- Pair 3: Green-White/Green
- Pair 4: Brown-White/Brown

Separator

- Divider

Rip Cord

- Applied longitudinally under jacket

Jacket





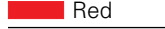
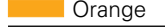

- Low-Smoke, Flame-Retardant PVC

PHYSICAL DATA

	CMP (Plenum)
Nominal Cable Diameter (in)	0.220
Nominal Cable Weight (lbs/1000 ft)	29
Minimum Bend Radius (in)	1.0
Maximum Pulling Force (lbs)	32
Temperature Rating (°C)	
Installation:	0 to +60
Operation:	-20 to +90

PART NUMBERS

Standard packaging: 1000' Pull-Pac® II

Jacket Color	Pull-Pac® II
	CMP (Plenum)
 Blue	8133800
 White	8133801
 Yellow	8133802
 Gray	8133803
 Red	8133804
 Orange	8133805
 Green	8133806

Note: Bulk reels are available as a special request with a maximum allowable length of 3000 feet per reel. Minimum run and lead time may apply.

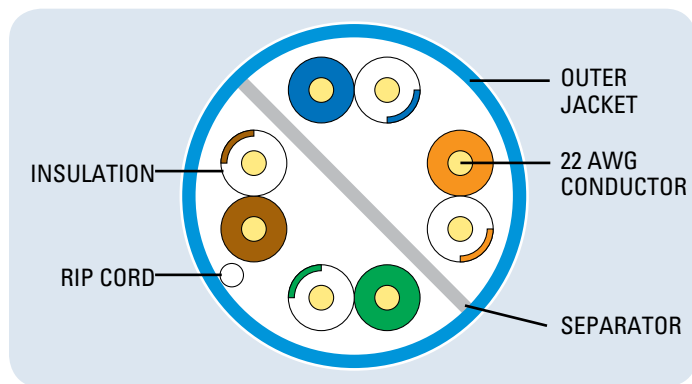
Non-stock items may be subject to minimum order quantities.

ELECTRICAL PERFORMANCE

Frequency MHz	PSACR* (min)	ACR* (min)	Insertion Loss (max)	PSNEXT (min)	NEXT (min)	PSACRF (min)	ACRF (min)	Return Loss (min)	TCL (min)	ELTCTL (min)
1	70.4	72.4	1.9	72.3	74.3	64.8	67.8	20.0	40.0	35.0
4	59.8	61.8	3.5	63.3	65.3	52.8	55.7	23.0	40.0	23.0
10	51.8	53.8	5.5	57.3	59.3	44.8	47.8	25.0	40.0	15.0
16	47.2	49.2	7.0	54.2	56.2	40.7	43.7	25.0	38.0	10.9
20	44.9	46.9	7.9	52.8	54.8	38.8	41.7	25.0	37.0	9.0
31.25	40.0	42.0	9.9	49.9	51.9	34.9	37.9	23.6	35.1	—
62.5	31.1	33.1	14.3	45.4	47.4	28.9	31.8	21.5	32.0	—
100	23.9	25.9	18.4	42.3	44.3	24.8	27.8	20.1	30.0	—
150	16.7	18.7	23.0	39.7	41.7	21.3	24.3	18.9	28.2	—
200	10.8	12.8	27.0	37.8	39.8	18.8	21.8	18.0	27.0	—
250	5.7	7.7	30.6	36.3	38.3	16.8	19.8	17.3	26.0	—
350	—	—	37.0	34.1	36.1	13.9	16.9	16.3	—	—
400	—	—	40.0	33.3	35.3	12.8	15.8	15.9	—	—
500	—	—	45.5	31.8	33.8	10.8	13.8	15.2	—	—

Note: Values are expressed in dB per 100 m (328 ft.) length @ 20°C. Results beyond 350 MHz are for reference only.
 *PSACR & ACR not specified in ANSI/TIA 568-C.2

GenSPEED® 6 CATEGORY 6 (22 AWG) CROSS-SECTION



ELECTRICAL CHARACTERISTICS

	Max.	Nom.
DC Resistance Ohms/100 m (328 ft) @ 20°C	9.38	6.50
DC Resistance Unbalance Individual Pair %	4.00	< 1
Delay Skew ns/100 m	45	CMP: 35
Nom. Velocity of Propagation % Speed of Light	CMP: 74	
Characteristic Impedance Frequency (f): 1-350 MHz	Ohms 100 ± 15	

GenSPEED® 6 with 17 FREE® Category 6 Cable

Standards-Compliant



Features and Benefits

- No halogens
- Less toxic
- More environmentally friendly
- Increased flexibility for easy installation
- Unique tape design engineered for consistent electrical performance
- Performance guaranteed to 350 MHz
- TRU-Mark® print legend contains footage markings from 1000' to 0'
- Third-party verified for guaranteed performance
- Made in U.S.A.

Applications

- IEEE 802.3: 1000 BASE-T, 100 BASE-TX, 10 BASE-T, PoE, PoE+
- ANSI/TIA 854: 1000 BASE-TX
- CDDI, Token Ring, ATM
- Digital Video
- Broadband and Baseband Analog Video

Standard Compliances

- ANSI/TIA 568-C.2
- NEC/CEC Type CMR (UL 1666) for Non-Plenum
- UL 444
- RoHS Compliant Directive 2011/65/EU
- ANSI/TIA 862 (Building Automation)
- ICEA S-116-732
- ICEA S-102-700
- ISO/IEC 11801 Ed. 2.0 (Class E)
- IEC 60754-1
- IEC 60754-2
- IEC 61034-2



Data subject to change without notice.



CONSTRUCTION

Conductors

- 23 AWG solid bare annealed copper

Insulation

- Non-Plenum: Polyolefin

Color Code

- Pair 1: Blue-White/Blue
- Pair 2: Orange-White/Orange
- Pair 3: Green-White/Green
- Pair 4: Brown-White/Brown

Separator

- Divider

Jacket










- Non-Plenum: Zero-Halogen Polyolefin

PHYSICAL DATA

	CMR (Non-Plenum)
Nominal Cable Diameter (in)	0.230
Nominal Cable Weight (lbs/1000 ft)	27
Minimum Bend Radius (in)	1.0
Maximum Pulling Force (lbs)	32
Temperature Rating (°C)	
Installation:	-10 to +60
Operation:	-20 to +75

PART NUMBERS

Standard packaging: 1000' Pull-Pac® II with environmentally friendly packaging. Spool-Pac® and Spool by special order.

Jacket Color	Pull-Pac® II	Spool-Pac®	Spool
	CMR (Non-Plenum)	CMR (Non-Plenum)	CMR (Non-Plenum)
 Blue	7133800-17F	7133840-17F	7133860-17F
 White	7133801-17F	7133841-17F	7133861-17F
 Yellow	7133802-17F	7133842-17F	7133862-17F
 Gray	7133803-17F	7133843-17F	7133863-17F
 Red	7133804-17F	7133844-17F	7133864-17F
 Orange	7133805-17F	7133845-17F	7133865-17F
 Green	7133806-17F	7133846-17F	7133866-17F
 Black	7133807-17F	7133847-17F	7133867-17F
 Purple	7133809-17F	7133859-17F	7133869-17F

Note: Bulk reels are available as a special request with a maximum allowable length of 3000 feet per reel. Minimum run and lead time may apply.

Non-stock items may be subject to minimum order quantities.

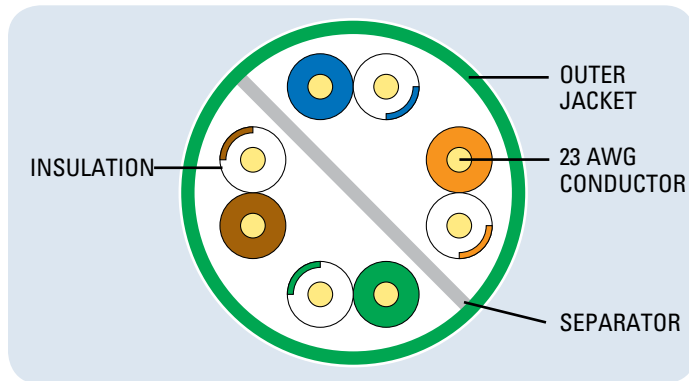


ELECTRICAL PERFORMANCE

Frequency MHz	PSACR* (min)	ACR* (min)	Insertion Loss (max)	PSNEXT (min)	NEXT (min)	PSACRF (min)	ACRF (min)	Return Loss (min)	TCL (min)	ELTCTL (min)
1	70.3	72.3	2.0	72.3	74.3	64.8	67.8	20.0	40.0	35.0
4	59.3	61.5	3.8	63.3	65.3	52.8	55.7	23.0	40.0	23.0
10	51.3	53.3	6.0	57.3	59.3	44.8	47.8	25.0	40.0	15.0
16	46.7	48.7	7.6	54.2	56.2	40.7	43.7	25.0	38.0	10.9
20	44.3	46.3	8.5	52.8	54.8	38.8	41.7	25.0	37.0	9.0
31.25	39.2	41.2	10.7	49.9	51.9	34.9	37.9	23.6	35.1	—
62.5	29.9	32.0	15.4	45.4	47.4	28.9	31.8	21.5	32.0	—
100	22.5	24.5	19.8	42.3	44.3	24.8	27.8	20.1	30.0	—
150	14.9	16.9	24.7	39.7	41.7	21.3	24.3	18.9	28.2	—
200	8.8	10.8	29.0	37.8	39.8	18.8	21.8	18.0	27.0	—
250	3.5	5.5	32.8	36.3	38.3	16.8	19.8	17.3	26.0	—
350	—	—	39.8	34.1	36.1	13.9	16.9	16.3	—	—
400	—	—	43.0	33.3	35.3	12.8	15.8	15.9	—	—
500	—	—	48.9	31.8	33.8	10.8	13.8	15.2	—	—

Note: Values are expressed in dB per 100 m (328 ft.) length @ 20°C. Results beyond 350 MHz are for reference only.
 Spec meets ANSI/TIA/EIA 568-C.2 standard for Cat 6 UTP cabling.
 *PSACR & ACR not specified in ANSI/TIA 568-C.2

GenSPEED® 6 with 17 FREE® CATEGORY 6 CROSS-SECTION



ELECTRICAL CHARACTERISTICS

	Max.	Nom.
DC Resistance Ohms/100 m (328 ft) @ 20°C	9.38	7.50
DC Resistance Unbalance Individual Pair %	4.00	< 1
Delay Skew ns/100 m	45	30
Nom. Velocity of Propagation % Speed of Light	68	
Characteristic Impedance Frequency (f): 1-350 MHz	Ohms 100 ± 15	



Going Green with General Cable

General Cable has accelerated its environmental commitment, addressing its green alternative approach by identifying greener opportunities and promoting green cabling solutions wherever feasible. This includes promoting our existing green products, partnering with key customers in their green endeavors, identifying and providing resources for green product gaps, becoming a member of the U.S. Green Building Council (USGBC) and participating in collaborative ventures such as the Green Suppliers Network (GSN).

GenSPEED® 6 Category 6 F/UTP (ScTP) Cable

Standards-Compliant

Features and Benefits

- Foil shield reduces electromagnetic interference (EMI) for optimal performance
- Performance guaranteed to 250 MHz
- Improved cable temperature rating (90°C Plenum, 75°C Riser) for greater protection against increased operating temperatures and for high-wattage applications
- TRU-Mark® print legend contains footage markings from 1000' to 0'
- Made in U.S.A.

Applications

- IEEE 802.3: 1000 BASE-T, 100 BASE-TX, 10 BASE-T, PoE, PoE+
- ANSI/TIA 854: 1000 BASE-TX
- CDDI, Token Ring, ATM
- Digital Video
- Broadband and Baseband Analog Video

Standard Compliances

- ANSI/TIA 568-C.2
- NEC/CEC Type CMR (UL 1666) for Non-Plenum
- NEC/CEC Type CMP (NFPA 262) for Plenum
- UL Listed CMR-LP (0.5A) for Non-Plenum*
- UL Listed CMP-LP (0.7A) for Plenum**
- UL 444
- RoHS Compliant Directive 2011/65/EU
- ANSI/TIA 862 (Building Automation)
- ICEA S-116-732
- ICEA S-102-700
- ISO/IEC 11801 Ed. 2.0 (Class E)



*0.5A is the ampacity rating of the cable, which equates to 100 watts using 50 volts over four pairs.

**0.7A is the ampacity rating of the cable, which equates to 140 watts using 50 volts over four pairs.

Data subject to change without notice.



CONSTRUCTION

Conductors

- 23 AWG solid bare annealed copper

Insulation

- Non-Plenum: Polyolefin
- Plenum: Fluoropolymer

Color Code

- Pair 1: Blue-White/Blue
- Pair 2: Orange-White/Orange
- Pair 3: Green-White/Green
- Pair 4: Brown-White/Brown

Separator

- Cross-web

Core Wrap

- Barrier tape

Shield

- Polyester-backed aluminum foil

Drain Wire

- 24 AWG stranded (7/32) tinned copper

Jacket








- Non-Plenum: Flame-Retardant PVC
- Plenum: Low-Smoke, Flame-Retardant PVC

PHYSICAL DATA

	CMR (Non-Plenum)	CMP (Plenum)
Nominal Cable Diameter (in)	0.310	0.298
Nominal Cable Weight (lbs/1000 ft)	40	50
Minimum Bend Radius (in)	2.25	2.50
Maximum Pulling Force (lbs)	40	40
Temperature Rating (°C)		
Installation:	0 to +60	0 to +60
Operation:	-20 to +75	-20 to +90

PART NUMBERS

Standard packaging: 1000' Spool

Jacket Color	Spool	
	CMR (Non-Plenum)	CMP (Plenum)
 Blue	6133785	6131785
 White	6133787	6131787
 Yellow	6133788	6131788
 Gray	6133789	6131789
 Red	6133790	6131790
 Orange	6133791	6131791
 Green	6133792	6131792

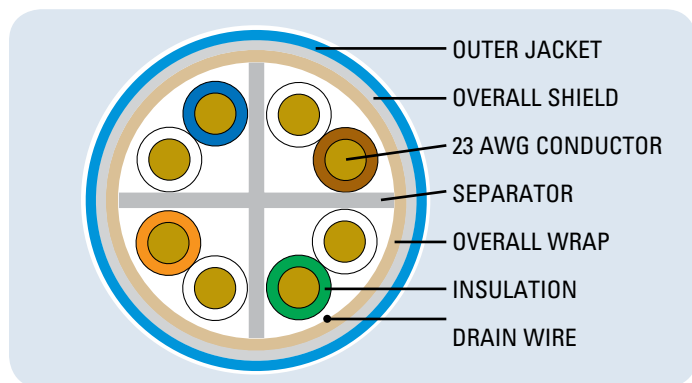
Note: Non-stock items may be subject to minimum order quantities.

ELECTRICAL PERFORMANCE

Frequency MHz	PSACR* (min)	ACR* (min)	Insertion Loss (max)	PSNEXT (min)	NEXT (min)	PSACRF (min)	ACRF (min)	Return Loss (min)	TCL (min)	ELTCTL (min)
1	70.3	72.3	2.0	72.3	74.3	64.8	67.8	20.0	40.0	35.0
4	59.3	61.5	3.8	63.3	65.3	52.8	55.7	23.0	40.0	23.0
10	51.3	53.3	6.0	57.3	59.3	44.8	47.8	25.0	40.0	15.0
16	46.7	48.7	7.6	54.2	56.2	40.7	43.7	25.0	38.0	10.9
20	44.3	46.3	8.5	52.8	54.8	38.8	41.7	25.0	37.0	9.0
31.25	39.2	41.2	10.7	49.9	51.9	34.9	37.9	23.6	35.1	—
62.5	29.9	32.0	15.4	45.4	47.4	28.9	31.8	21.5	32.0	—
100	22.5	24.5	19.8	42.3	44.3	24.8	27.8	20.1	30.0	—
150	14.9	16.9	24.7	39.7	41.7	21.3	24.3	18.9	28.2	—
200	8.8	10.8	29.0	37.8	39.8	18.8	21.8	18.0	27.0	—
250	3.5	5.5	32.8	36.3	38.3	16.8	19.8	17.3	26.0	—
350	—	—	39.8	34.1	36.1	13.9	16.9	16.3	—	—
400	—	—	43.0	33.3	35.3	12.8	15.8	15.9	—	—
500	—	—	48.9	31.8	33.8	10.8	13.8	15.2	—	—

Note: Values are expressed in dB per 100 m (328 ft.) length @ 20°C. Results beyond 250 MHz are for reference only.
*PSACR & ACR not specified in ANSI/TIA 568-C.2

**GenSPEED® CATEGORY 6 F/UTP (ScTP)
CROSS-SECTION**



ELECTRICAL CHARACTERISTICS

DC Resistance (max) Ohms/100 m (328 ft) @ 20°C	9.38
DC Resistance Unbalance (max) Individual Pair %	4.00
Delay Skew (max) ns/100 m	45
Nom. Velocity of Propagation % Speed of Light	70
Characteristic Impedance Frequency (f): 1-250 MHz	Ohms 100 ± 15

GenSPEED® 6 Category 6 Interlock Armored Cable

Standards-Compliant

Features and Benefits


- Interlock armor provides outstanding mechanical protection
- Flexible and easy to install
- Eliminates the need for conduit, reducing installation time
- Single-pull installation
- Application assurance warranty
- Made in U.S.A.

Applications

- IEEE 802.3: 1000 BASE-T, 100 BASE-TX, 10 BASE-T, PoE, PoE+
- ANSI/TIA 854: 1000 BASE-TX
- CDDI, Token Ring, ATM
- Digital Video
- Broadband and Baseband Analog Video
- Indoor applications only

Standard Compliances

- ANSI/TIA 568-C.2
- NEC/CEC Type CMR (UL 1666) for Non-Plenum
- UL 444
- RoHS Compliant Directive 2011/65/EU
- ANSI/TIA 862 (Building Automation)
- ICEA S-116-732
- ICEA S-102-700
- ISO/IEC 11801 Ed. 2.0 (Class E)



CONSTRUCTION

Conductors

- 23 AWG solid bare annealed copper

Insulation

- Polyolefin

Rip Cord

- Applied longitudinally under jacket

Color Code

- Pair 1: Blue-White/Blue
- Pair 2: Orange-White/Orange
- Pair 3: Green-White/Green
- Pair 4: Brown-White/Brown

Separator

- Cross-web

Jacket

- Flame-Retardant PVC

PHYSICAL DATA

	CMR (Non-Plenum)
	1 Cable
Nominal Cable Diameter (in)	0.450
Nominal Cable Weight (lbs/1000 ft)	67.8
Minimum Bend Radius (in)	5.40
Maximum Pulling Force (lbs)	32
Temperature Rating (°C)	
Installation:	0 to +60
Operation:	-20 to +75

PART NUMBERS

Color	Part Number	Reel
Blue	9133300	1000' reel
Blue	9133300.2R	2000' reel
White	9133305	1000' reel
White	9133305.2R	2000' reel

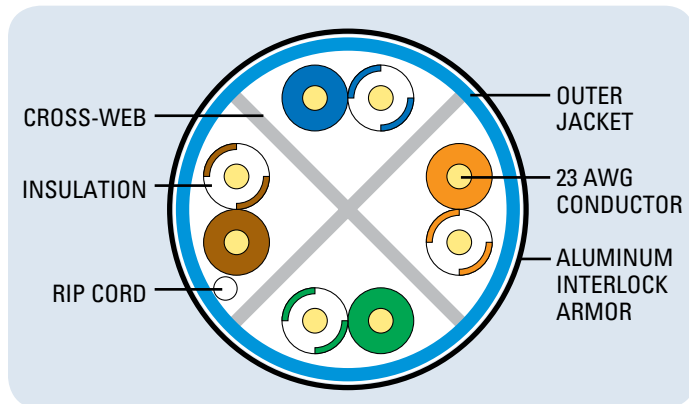
Data subject to change without notice.

ELECTRICAL PERFORMANCE

Frequency MHz	PSACR* (min)	ACR* (min)	Insertion Loss (max)	PSNEXT (min)	NEXT (min)	PSACRF (min)	ACRF (min)	Return Loss (min)	TCL (min)	ELTCTL (min)
1	70.3	72.3	2.0	72.3	74.3	64.8	67.8	20.0	40.0	35.0
4	59.3	61.5	3.8	63.3	65.3	52.8	55.7	23.0	40.0	23.0
10	51.3	53.3	6.0	57.3	59.3	44.8	47.8	25.0	40.0	15.0
16	46.7	48.7	7.6	54.2	56.2	40.7	43.7	25.0	38.0	10.9
20	44.3	46.3	8.5	52.8	54.8	38.8	41.7	25.0	37.0	9.0
31.25	39.2	41.2	10.7	49.9	51.9	34.9	37.9	23.6	35.1	–
62.5	29.9	32.0	15.4	45.4	47.4	28.9	31.8	21.5	32.0	–
100	22.5	24.5	19.8	42.3	44.3	24.8	27.8	20.1	30.0	–
150	14.9	16.9	24.7	39.7	41.7	21.3	24.3	18.9	28.2	–
200	8.8	10.8	29.0	37.8	39.8	18.8	21.8	18.0	27.0	–
250	3.5	5.5	32.8	36.3	38.3	16.8	19.8	17.3	26.0	–
350	–	–	39.8	34.1	36.1	13.9	16.9	16.3	–	–
400	–	–	43.0	33.3	35.3	12.8	15.8	15.9	–	–
500	–	–	48.9	31.8	33.8	10.8	13.8	15.2	–	–

Note: Values are expressed in dB per 100 m (328 ft.) length @ 20°C. Results beyond 350 MHz for reference only.
*PSACR & ACR not specified in ANSI/TIA 568-C.2

**GenSPEED® 6 INTERLOCK ARMORED CABLE
CROSS-SECTION**



ELECTRICAL CHARACTERISTICS

	Max.	Nom.
DC Resistance Ohms/100 m (328 ft) @ 20°C	9.38	7.20
DC Resistance Unbalance Individual Pair %	4.00	< 1
Delay Skew ns/100 m	45	40
Nom. Velocity of Propagation % Speed of Light	70	
Characteristic Impedance Frequency (f): 1-250 MHz	Ohms 100 ± 15	

GenSPEED® 6 Category 6 Outside Plant Cable

Standards-Compliant

Features and Benefits

- Innovative cross-web design allowing for maximum pair separation, increasing key electrical performance parameters
- Gel-filled construction to prevent moisture migration in underground and wet applications
- Wide temperature range for extreme weather environments
- TRU-Mark® print legend contains footage markings from 1000' to 0'
- Made in U.S.A.

Applications

- IEEE 802.3: 1000 BASE-T, 100 BASE-TX, 10 BASE-T, PoE, PoE+
- ANSI/TIA 854: 1000 BASE-TX
- CDDI, Token Ring, ATM
- Digital Video
- Broadband and Baseband Analog Video
- Duct and conduit installations
- Not to be used aerially or direct buried

Standard Compliances

- ANSI/TIA 568-C.2
- UL 444
- RoHS Compliant Directive 2011/65/EU
- ANSI/TIA 862 (Building Automation)
- ICEA S-116-732
- ICEA S-102-700
- ISO/IEC 11801 Ed. 2.0 (Class E)
- Telcordia (Bellcore) Specification GR-421-CORE Water Penetration Requirement



CONSTRUCTION

Conductors

- 23 AWG solid bare annealed copper

Insulation

- Polyolefin

Color Code

- Pair 1: Blue-White/Blue
- Pair 2: Orange-White/Orange
- Pair 3: Green-White/Green
- Pair 4: Brown-White/Brown

Separator

- Cross-web

Flooding Compound

- Waterproof gel

Jacket

- UV- and Abrasion-Resistant Polyethylene

PHYSICAL DATA

Nominal Cable Diameter (in)	0.250
Nominal Cable Weight (lbs/1000 ft)	32
Minimum Bend Radius (in)	1.0
Maximum Pulling Force (lbs)	32
Temperature Rating (°C)	
Installation:	-30 to +60
Operation:	-45 to +80

PART NUMBER

Standard packaging: 1000' Reel

Jacket Color	Reel
Black	7136100

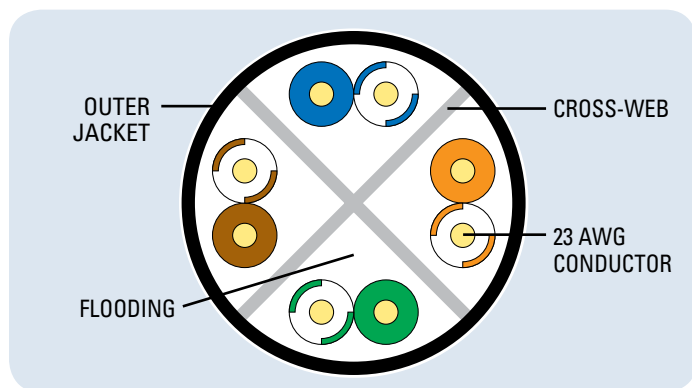
Data subject to change without notice.

ELECTRICAL PERFORMANCE

Frequency MHz	PSACR* (min)	ACR* (min)	Insertion Loss (max)	PSNEXT (min)	NEXT (min)	PSACRF (min)	ACRF (min)	Return Loss (min)
1	70.3	72.3	2.0	72.3	74.3	64.8	67.8	20.0
4	59.3	61.5	3.8	63.3	65.3	52.8	55.7	23.0
10	51.3	53.3	6.0	57.3	59.3	44.8	47.8	25.0
16	46.7	48.7	7.6	54.2	56.2	40.7	43.7	25.0
20	44.3	46.3	8.5	52.8	54.8	38.8	41.7	25.0
31.25	39.2	41.2	10.7	49.9	51.9	34.9	37.9	23.6
62.5	29.9	32.0	15.4	45.4	47.4	28.9	31.8	21.5
100	22.5	24.5	19.8	42.3	44.3	24.8	27.8	20.1
200	8.8	10.8	29.0	37.8	39.8	18.8	21.8	18.0
250	3.5	5.5	32.8	36.3	38.3	16.8	19.8	17.3

Note: Values are expressed in dB per 100 m (328 ft.) length @ 20°C.
*PSACR & ACR not specified in ANSI/TIA 568-C.2

**GenSPEED® 6 CATEGORY 6 OUTSIDE PLANT
CROSS-SECTION**



ELECTRICAL CHARACTERISTICS

DC Resistance (max) Ohms/100 m (328 ft) @ 20°C	9.38
DC Resistance Unbalance (max) Individual Pair %	4.00
Delay Skew (max) ns/100 m	45
Nom. Velocity of Propagation % Speed of Light	69
Characteristic Impedance Frequency (f):	Ohms 100 ± 15

GenSPEED® 6 Category 6 Residential CMX Outdoor-CMR Cable Standards-Compliant

Features and Benefits

- CMX rating allows the cable to be exposed to temperature variations for short distances from the Network Interface Device on the outside of a house to the point where the cable enters the house
- Sunlight-resistant
- Sequential footage markings
- Third-party verified for guaranteed performance
- Made in U.S.A.

Applications

- IEEE 802.3: 1000 BASE-T, 100 BASE-TX, 10 BASE-T, PoE, PoE+
- ANSI/TIA 854: 1000 BASE-TX
- CDDI, Token Ring, ATM
- Digital Video
- Broadband and Baseband Analog Video

Standard Compliances

- ANSI/TIA 568-C.2
- NEC/CEC Type CMX Outdoor - CMR
- UL 444 Sunlight-Resistant
- UL 444
- RoHS Compliant Directive 2011/65/EU
- ANSI/TIA 862 (Building Automation)
- ICEA S-100-685
- ICEA S-102-700
- ISO/IEC 11801 Ed. 2.0 (Class E)
- Telcordia GR-3164
- Telcordia GR-3164 Severe Cold Impact



CONSTRUCTION

Conductors

- 23 AWG solid bare annealed copper

Insulation

- Polyolefin

Color Code

- Pair 1: Blue-White/Blue
- Pair 2: Orange-White/Orange
- Pair 3: Green-White/Green
- Pair 4: Brown-White/Brown

Separator

- Divider

Rip Cord

- Applied longitudinally under jacket

Jacket






- Flame-Retardant PVC

PHYSICAL DATA

Nominal Cable Diameter (in)	0.240
Nominal Cable Weight (lbs/1000 ft)	28
Minimum Bend Radius (in)	1.0
Maximum Pulling Force (lbs)	32
Temperature Rating (°C)	
Installation:	-10 to +60
Operation:	-40 to +75

PART NUMBERS

Standard packaging: Pull-Pac® II

Jacket Color	1000' Pull-Pac® II
 Blue	6137160
 White	6137147
 Gray	6137146
 Ivory	6137143
 Beige	6137144

Note: For installations using staple guns, the 4-pair construction requires the use of T-25 size staples.

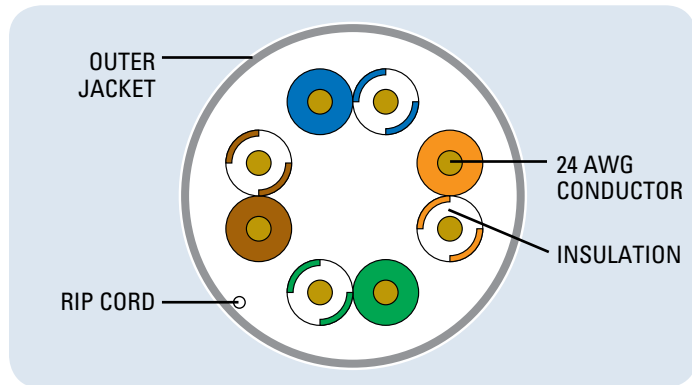
Data subject to change without notice.

ELECTRICAL PERFORMANCE

Frequency MHz	PSACR* (min)	ACR* (min)	Insertion Loss (max)	PSNEXT (min)	NEXT (min)	PSACRF (min)	ACRF (min)	Return Loss (min)	TCL (min)	ELTCTL (min)
1	70.3	72.3	2.0	72.3	74.3	64.8	67.8	20.0	40.0	35.0
4	59.3	61.5	3.8	63.3	65.3	52.8	55.7	23.0	40.0	23.0
10	51.3	53.3	6.0	57.3	59.3	44.8	47.8	25.0	40.0	15.0
16	46.7	48.7	7.6	54.2	56.2	40.7	43.7	25.0	38.0	10.9
20	44.3	46.3	8.5	52.8	54.8	38.8	41.7	25.0	37.0	9.0
31.25	39.2	41.2	10.7	49.9	51.9	34.9	37.9	23.6	35.1	—
62.5	29.9	32.0	15.4	45.4	47.4	28.9	31.8	21.5	32.0	—
100	22.5	24.5	19.8	42.3	44.3	24.8	27.8	20.1	30.0	—
150	14.9	16.9	24.7	39.7	41.7	21.3	24.3	18.9	28.2	—
200	8.8	10.8	29.0	37.8	39.8	18.8	21.8	18.0	27.0	—
250	3.5	5.5	32.8	36.3	38.3	16.8	19.8	17.3	26.0	—
350	—	—	39.8	34.1	36.1	13.9	16.9	16.3	—	—
400	—	—	43.0	33.3	35.3	12.8	15.8	15.9	—	—
500	—	—	48.9	31.8	33.8	10.8	13.8	15.2	—	—

Note: Values are expressed in dB per 100 m (328 ft.) length @ 20°C. Results beyond 350 MHz are for reference only.
*PSACR & ACR not specified in ANSI/TIA 568-C.2

GenSPEED® 6 CATEGORY 6 RESIDENTIAL CMX OUTDOOR-CMR CROSS-SECTION



ELECTRICAL CHARACTERISTICS

	Max.	Nom.
DC Resistance Ohms/100 m (328 ft) @ 20°C	9.38	7.50
DC Resistance Unbalance Individual Pair %	4.00	< 1
Delay Skew ns/100 m	45	CMR: 35
Nom. Velocity of Propagation % Speed of Light	CMR: 68	
Characteristic Impedance Frequency (f): 1-350 MHz	Ohms 100 ± 15	

Note: CMX outdoor rating allows the cable to be exposed for short distances from the Network Interface Device on the outside of the house to the point where the cable enters the house. This type of cable is not to be buried, direct buried or aerially lashed.

GenSPEED® Category 5e Cables

3

GenSPEED® Category 5e cables are available in a wide variety of performance levels and constructions. With many options to pick from, you can select the GenSPEED Category 5e product that meets your specific performance requirements.

GenSPEED® 5500 Premium Category 5e cable ensures increased headroom, lower bit-error rates and higher signal transmission quality. **GenSPEED® 5350** exceeds Category 5e transmission requirements, offering electrical performance for 1000 BASE-T and beyond Ethernet applications.

With steady, continuous performance, **GenSPEED® 5000** meets Category 5e requirements for present and future network requirements. Offered in a variety of constructions, there is a GenSPEED 5000 cable for nearly every application — including backbone, horizontal, outside, outside plant and residential cabling. General Cable also offers its 17 FREE™ line of riser-rated GenSPEED 5000 cables, which may qualify for LEED credit from the U.S. Green Building Council.

All GenSPEED cables are safety listed to the NEC and CEC requirements, and most are verified for electrical performance. This independent third-party testing further confirms the quality and performance of all GenSPEED Enhanced Cables.

GenSPEED's installer-friendly design means that customers won't lose valuable time and money. GenSPEED cables feature unique product-specific packaging for easy identification and TRU-Mark® footage marking so installers don't waste time pulling cable that's too short.

Through leadership and participation on industry committees, technical expertise and a focus on cultivating strong relationships, General Cable provides customers with first-class technical support and a competitive advantage. General Cable's comprehensive warranty program means that all GenSPEED cables conform to standard specifications and are free from defects in material and workmanship.

For more than a century and a half, General Cable has stayed ahead of the industry's changing needs with products that meet future performance requirements and provide the best value in cabling solutions.

Index	Page
GenSPEED® Category 5e Quick Reference Guide	36
GenSPEED® 5500 Premium Category 5e Cable	37-38
GenSPEED® 5350 Enhanced Category 5e Cable	39-40
GenSPEED® 5350 with 17 FREE® Enhanced Category 5e Cable	41-42
GenSPEED® 5000 Category 5e Cable	43-44
GenSPEED® 5000 with 17 FREE® Category 5e Cable	45-46
GenSPEED® 5000 Category 5e F/UTP (ScTP) Cable	47-48
GenSPEED® 5000 Category 5e Interlock Armored Cable	49-50
GenSPEED® 5000 Category 5e Outside Plant Cable	51-52
GenSPEED® 5000 Category 5e Residential CMX Outdoor-CMR Cable	53-54
GenSPEED® 5000 Category 5e Backbone 25 Pair Cable	55-56

GenSPEED® Category 5e Quick Reference Guide

JACKET COLOR	PACKAGE	STANDARD		ENHANCED		PREMIUM	
		Category 5e GenSPEED® 5000 (p. 41)		Category 5e GenSPEED® 5350 Enhanced (p. 37)		Category 5e GenSPEED® 5500 Premium (p. 35)	
		CMR	CMP	CMR	CMP	CMR	CMP
Blue							
	Pull-Pac®	5133299E	5131278E	6133712	6131690	6133299	6131278
	Spool-Pac®	5133374E	5131431E	6133707	6131688	6133403	6131433
	Spool	5133300E	5131282E	6133703	6131686	6133282	6131282
White							
	Pull-Pac®	5133255E	5131361E	6133713	6131691	6133255	6131361
	Spool-Pac®	5133342E	5131450E	6133708	6131689	6133339	6131449
	Spool	5133250E	5131365E	6133704	6131687	6133492	6131618
Yellow							
	Pull-Pac®	5133289E	5131379E	6133715	6131693	6133289	6131546
	Spool-Pac®	5133448E	5131546E	6133717	6131695	6133369	6131379
	Spool		5131648E	6133719	6131697	6133348	6131382
Gray							
	Pull-Pac®	5133200E	5131418E	6133714	6131692	6133200	6131418
	Spool-Pac®	5133329E	5131456E	6133716	6131694	6133331	6131619
	Spool	5133204E	5131475E	6133718	6131696	6133334	
Red							
	Pull-Pac®	5133274E	5131477E			6133274	6131477
	Spool-Pac®	5133427E	5131553E		6131732		6131635
	Spool		5131383E				
Orange							
	Pull-Pac®	5133383E	5131422E	6133761		6133746	6131422
	Spool-Pac®					6133383	6131576
	Spool	5133667E			6131733		
Green							
	Pull-Pac®	5133512E	5131547E		6131699	6133512	6131547
	Spool-Pac®	5133693E	5131575E		6131731	6133615	6131575
	Spool	5133649E	5131649E		6131700	6133616	6131757
Black							
	Pull-Pac®	5133696E	5131683E		6131707	6133696	6131683
	Spool-Pac®						6131829
	Spool		5131689E				
Pink							
	Pull-Pac®	5133290E	5131380E			6133290	6131709
	Spool-Pac®	5133447E	5131478E			6133447	6131478
	Spool					6133341	
Purple							
	Pull-Pac®	5133445E	5131730E			6133445	6131710
	Spool-Pac®					6133446	
	Spool						

Note: Non-stock items may be subject to minimum order quantities.

* Bulk reels are available in 2000' (2R) and 3000' (3R) lengths.

GenSPEED® 5500 Premium Category 5e Cable

Enhanced Transmission Throughput

Features and Benefits

- Ensures increased headroom for future applications, lower bit-error rates, and higher signal transmission quality
- Enhanced signal-to-noise ratio, improving bit-error rate
- Performance guaranteed to 350 MHz
- TRU-Mark® print legend contains footage markings from 1000' to 0'
- Third-party verified for guaranteed performance
- Made in U.S.A.

Applications

- IEEE 802.3: 1000 BASE-T, 100 BASE-TX, 10 BASE-T, PoE, PoE+
- CDDI, Token Ring, ATM
- Broadband and Baseband Analog Video

Standard Compliances

- ANSI/TIA 568-C.2
- NEC/CEC Type CMR (UL 1666) for Non-Plenum
- NEC/CEC Type CMP (NFPA 262) for Plenum
- UL 444
- RoHS Compliant Directive 2011/65/EU
- ANSI/TIA 862 (Building Automation)
- ICEA S-90-661
- ISO/IEC 11801 Ed. 2.0 (Class D)



Data subject to change without notice.



CONSTRUCTION

Conductors

- 23 AWG CMR solid bare annealed copper
- 24 AWG CMP solid bare annealed copper

Insulation

- Non-Plenum: Polyolefin
- Plenum: Fluoropolymer

Color Code

- Pair 1: Blue-White/Blue
- Pair 2: Orange-White/Orange
- Pair 3: Green-White/Green
- Pair 4: Brown-White/Brown

Rip Cord

- Applied longitudinally under jacket

Jacket

- Non-Plenum: Flame-Retardant PVC
- Plenum: Low-Smoke, Flame-Retardant PVC

PHYSICAL DATA

	CMR (Non-Plenum)	CMP (Plenum)
Nominal Cable Diameter (in)	0.220	0.190
Nominal Cable Weight (lbs/1000 ft)	24	21
Minimum Bend Radius (in)	1.0	1.0
Maximum Pulling Force (lbs)	25	25
Temperature Rating (°C)		
Installation:	0 to +60	0 to +60
Operation:	-20 to +75	-20 to +75

PART NUMBERS

Standard packaging: 1000' Pull-Pac® II

Jacket Color	Pull-Pac® II		Spool-Pac®		Spool	
	CMR (Non-Plenum)	CMP (Plenum)	CMR (Non-Plenum)	CMP (Plenum)	CMR (Non-Plenum)	CMP (Plenum)
Blue	6133299	6131278	6133403	6131433	6133282	6131282
White	6133255	6131361	6133339	6131449	6133492	6131618
Yellow	6133289	6131546	6133369	6131379	6133348	6131382
Gray	6133200	6131418	6133331	6131619	6133334	
Red	6133274	6131477		6131635		
Orange	6133746	6131422	6133383	6131576		
Green	6133512	6131547	6133615	6131575	6133616	6131757
Black	6133696	6131683		6131829		
Pink	6133290	6131709	6133447	6131478	6133341	
Purple	6133445	6131710	6133446			

Note: Bulk reels are available as a special request with a maximum allowable length of 3000 feet per reel. Minimum run and lead time may apply.

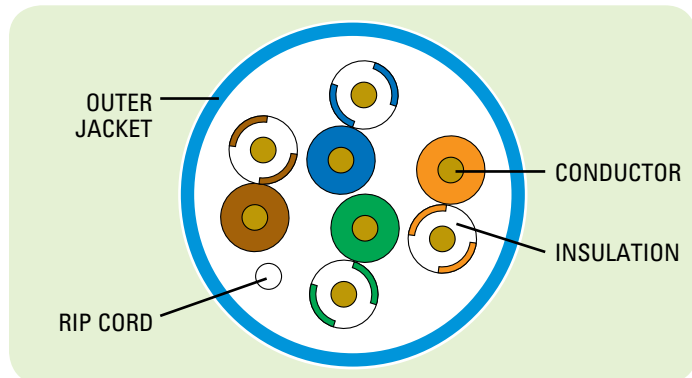
Non-stock items may be subject to minimum order quantities.

ELECTRICAL PERFORMANCE

Frequency MHz	PSACR* (min)	ACR* (min)	Insertion Loss (max)	PSNEXT (min)	NEXT (min)	PSACRF (min)	ACRF (min)	Return Loss (min)
1	66.3	68.3	2.0	68.3	70.3	62.0	65.0	20.0
4	55.4	57.4	3.9	59.3	61.3	50.0	53.0	23.0
10	47.1	49.1	6.2	53.3	55.3	42.0	45.0	25.0
16	42.3	44.3	7.9	50.2	52.2	37.9	40.9	25.0
20	39.9	41.9	8.9	48.8	50.8	36.0	39.0	25.0
25	37.4	39.4	10.0	47.3	49.3	34.0	37.0	24.3
31.25	34.7	36.7	11.2	45.9	47.9	32.1	35.1	23.6
62.5	25.1	27.1	16.3	41.4	43.4	26.1	29.1	21.5
100	17.3	19.3	21.0	38.3	40.3	22.0	25.0	20.1
155	8.6	10.6	26.9	35.4	37.4	18.2	21.2	18.8
200	2.8	4.8	31.0	33.8	35.8	16.0	19.0	18.0
250	—	—	35.3	32.3	34.3	14.0	17.0	17.3
300	—	—	39.2	31.1	33.1	12.5	15.5	16.8
350	—	—	42.9	30.1	32.1	11.1	14.1	16.3

Note: Values are expressed in dB per 100 m (328 ft.) length @ 20°C.
*PSACR & ACR not specified in ANSI/TIA 568-C.2

**GenSPEED® 5500 PREMIUM CATEGORY 5e
CROSS-SECTION**



ELECTRICAL CHARACTERISTICS

DC Resistance (max) Ohms/100 m (328 ft) @ 20°C	8.9
DC Resistance Unbalance (max) Individual Pair %	3.0
Delay Skew (max) ns/100 m	45
Nom. Velocity of Propagation % Speed of Light	CMP: 72 CMR: 70
Characteristic Impedance Frequency (f): 1-350 MHz	Ohms 100 ± 15

GenSPEED® 5350 Enhanced Category 5e Cable

High Performance

Features and Benefits

- For applications that require optimal Cat 5e performance with flexibility for the future
- Performance guaranteed to 350 MHz
- TRU-Mark® print legend contains footage markings from 1000' to 0'
- Third-party verified for guaranteed performance
- Made in U.S.A.

Applications

- IEEE 802.3: 1000 BASE-T, 100 BASE-TX, 10 BASE-T, PoE, PoE+
- CDDI, Token Ring, ATM
- Broadband and Baseband Analog Video

Standard Compliances

- ANSI/TIA 568-C.2
- NEC/CEC Type CMR (UL 1666) for Non-Plenum
- NEC/CEC Type CMP (NFPA 262) for Plenum
- UL 444
- RoHS Compliant Directive 2011/65/EU
- ANSI/TIA 862 (Building Automation)
- ICEA S-90-661
- ISO/IEC 11801 Ed. 2.0 (Class D)



CONSTRUCTION

Conductors

- 24 AWG solid bare annealed copper

Insulation

- Non-Plenum: Polyolefin
- Plenum: Fluoropolymer

Color Code

- Pair 1: Blue-White/Blue
- Pair 2: Orange-White/Orange
- Pair 3: Green-White/Green
- Pair 4: Brown-White/Brown

Rip Cord

- Applied longitudinally under jacket

Jacket

- Non-Plenum: Flame-Retardant PVC
- Plenum: Low-Smoke, Flame-Retardant PVC

PHYSICAL DATA

	CMR (Non-Plenum)	CMP (Plenum)
Nominal Cable Diameter (in)	0.200	0.190
Nominal Cable Weight (lbs/1000 ft)	20	22
Minimum Bend Radius (in)	1.0	1.0
Maximum Pulling Force (lbs)	25	25
Temperature Rating (°C)		
Installation:	0 to +60	0 to +60
Operation:	-20 to +75	-20 to +75

PART NUMBERS

Standard packaging: 1000' Pull-Pac® II

Jacket Color	Pull-Pac® II		Spool-Pac®		Spool	
	CMR (Non-Plenum)	CMP (Plenum)	CMR (Non-Plenum)	CMP (Plenum)	CMR (Non-Plenum)	CMP (Plenum)
Blue	6133712	6131690	6133707	6131688	6133703	6131686
White	6133713	6131691	6133708	6131689	6133704	6131687
Yellow	6133715	6131693	6133717	6131695	6133719	6131697
Gray	6133714	6131692	6133716	6131694	6133718	6131696
Red				6131732		
Orange	6133761					6131733
Green		6131699		6131731		6131700
Black		6131707				
Pink						
Purple						

Note: Bulk reels are available as a special request with a maximum allowable length of 3000 feet per reel. Minimum run and lead time may apply.

Non-stock items may be subject to minimum order quantities.

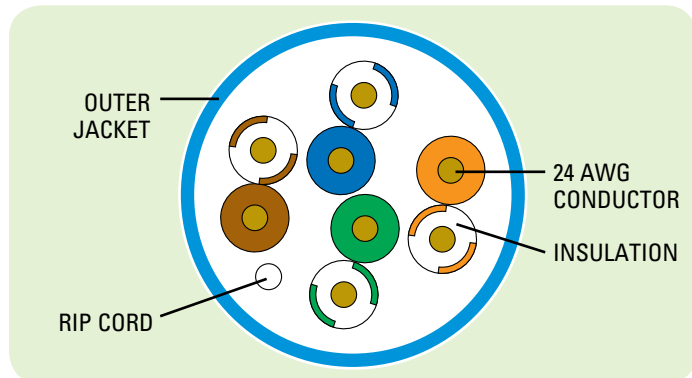
Data subject to change without notice.

ELECTRICAL PERFORMANCE

Frequency MHz	PSACR* (min)	ACR* (min)	Insertion Loss (max)	PSNEXT (min)	NEXT (min)	PSACRF (min)	ACRF (min)	Return Loss (min)
1	63.3	64.3	2.0	65.3	66.3	61.0	64.0	20.0
4	52.3	53.3	4.0	56.3	57.3	49.0	52.0	23.0
10	43.9	44.9	6.4	50.3	51.3	41.0	44.0	25.0
16	39.1	40.1	8.1	47.2	48.2	36.9	39.9	25.0
20	36.6	37.6	9.2	45.8	46.8	35.0	38.0	25.0
25	34.0	35.0	10.3	44.3	45.3	33.0	36.0	24.3
31.25	31.3	32.3	11.6	42.9	43.9	31.1	34.1	23.6
62.5	21.6	22.6	16.8	38.4	39.4	25.1	28.1	21.5
100	13.6	14.6	21.7	35.3	36.3	21.0	24.0	20.1
155	4.7	5.7	27.7	32.4	33.4	17.2	20.2	—
200	—	—	32.0	30.8	31.8	15.0	18.0	—
250	—	—	36.4	29.3	30.3	13.0	16.0	—
300	—	—	40.5	28.1	29.1	11.5	14.5	—
350	—	—	44.3	27.1	28.1	10.1	13.1	—

Note: Values are expressed in dB per 100 m (328 ft.) length @ 20°C.
*PSACR & ACR not specified in ANSI/TIA 568-C.2

**GenSPEED® 5350 ENHANCED CATEGORY 5e
CROSS-SECTION**



ELECTRICAL CHARACTERISTICS

DC Resistance (max) Ohms/100 m (328 ft) @ 20°C	8.9
DC Resistance Unbalance (max) Individual Pair %	3.0
Delay Skew (max) ns/100 m	45
Nom. Velocity of Propagation % Speed of Light	CMP: 72 CMR: 70
Characteristic Impedance Frequency (f):	Ohms 1-350 MHz 100 ± 15

GenSPEED® 5350 with 17 FREE® Enhanced Category 5e Cable

High Performance



Features and Benefits

- No halogens
- Less toxic
- More environmentally friendly
- Increased flexibility for easy installation
- Engineered to provide stable and continuous performance
- Performance guaranteed to 350 MHz
- TRU-Mark® print legend contains footage markings from 1000' to 0'
- Third-party verified for guaranteed performance
- Made in U.S.A.

Applications

- IEEE 802.3: 1000 BASE-T, 100 BASE-TX, 10 BASE-T, PoE, PoE+
- CDDI, Token Ring, ATM
- Broadband and Baseband Analog Video

Standard Compliances

- ANSI/TIA 568-C.2
- NEC/CEC Type CMR (UL 1666) for Non-Plenum
- UL 444
- RoHS Compliant Directive 2011/65/EU
- ANSI/TIA 862 (Building Automation)
- ICEA S-90-661
- ISO/IEC 11801 Ed. 2.0 (Class D)
- IEC 60754-1
- IEC 60754-2
- IEC 61034-2



VERIFIED

RoHS Compliant
Directive 2011/65/EU

Data subject to change without notice.



CONSTRUCTION

Conductors

- 24 AWG solid bare annealed copper

Insulation

- Non-Plenum: Polyolefin

Color Code

- Pair 1: Blue-White/Blue
- Pair 2: Orange-White/Orange
- Pair 3: Green-White/Green
- Pair 4: Brown-White/Brown

Jacket



- Non-Plenum: Zero-Halogen Polyolefin

PHYSICAL DATA

	CMR (Non-Plenum)
Nominal Cable Diameter (in)	0.200
Nominal Cable Weight (lbs/1000 ft)	22
Minimum Bend Radius (in)	1.0
Maximum Pulling Force (lbs)	25
Temperature Rating (°C)	
Installation:	-10 to +60
Operation:	-20 to +75

PART NUMBERS

Standard packaging: 1000' Pull-Pac® II with environmentally friendly packaging.

Jacket Color	Pull-Pac® II
	CMR (Non-Plenum)
 Blue	6133500-17F
 White	6133501-17F

Note: Bulk reels are available as a special request with a maximum allowable length of 3000 feet per reel. Minimum run and lead time may apply. Non-stock items may be subject to minimum order quantities.

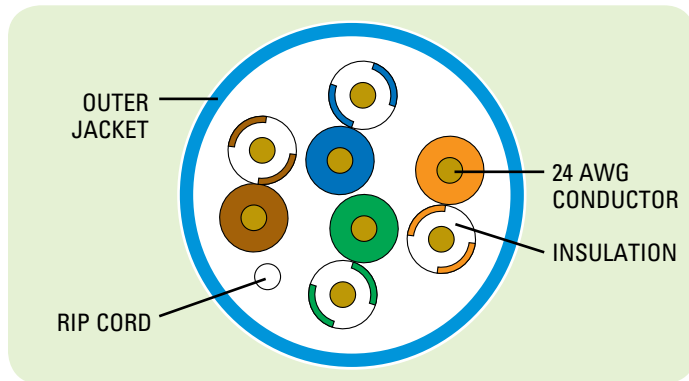


ELECTRICAL PERFORMANCE

Frequency MHz	PSACR* (min)	ACR* (min)	Insertion Loss (max)	PSNEXT (min)	NEXT (min)	PSACRF (min)	ACRF (min)	Return Loss (min)
1	63.3	64.3	2.0	65.3	66.3	61.0	64.0	20.0
4	52.3	53.3	4.0	56.3	57.3	49.0	52.0	23.0
10	43.9	44.9	6.4	50.3	51.3	41.0	44.0	25.0
16	39.1	40.1	8.1	47.2	48.2	36.9	39.9	25.0
20	36.6	37.6	9.2	45.8	46.8	35.0	38.0	25.0
25	34.0	35.0	10.3	44.3	45.3	33.0	36.0	24.3
31.25	31.3	32.3	11.6	42.9	43.9	31.1	34.1	23.6
62.5	21.6	22.6	16.8	38.4	39.4	25.1	28.1	21.5
100	13.6	14.6	21.7	35.3	36.3	21.0	24.0	20.1
155	4.7	5.7	27.7	32.4	33.4	17.2	20.2	—
200	—	—	32.0	30.8	31.8	15.0	18.0	—
250	—	—	36.4	29.3	30.3	13.0	16.0	—
300	—	—	40.5	28.1	29.1	11.5	14.5	—
350	—	—	44.3	27.1	28.1	10.1	13.1	—

Note: Values are expressed in dB per 100 m (328 ft.) length @ 20°C.
*PSACR & ACR not specified in ANSI/TIA 568-C.2

GenSPEED® 5350 with 17 FREE® ENHANCED CATEGORY 5e CROSS-SECTION



ELECTRICAL CHARACTERISTICS

DC Resistance (max) Ohms/100 m (328 ft) @ 20°C	8.9
DC Resistance Unbalance (max) Individual Pair %	3.0
Delay Skew (max) ns/100 m	45
Nom. Velocity of Propagation % Speed of Light	70
Characteristic Impedance Frequency (f):	Ohms 100 ± 15



Going Green with General Cable

General Cable has accelerated its environmental commitment, addressing its green alternative approach by identifying greener opportunities and promoting green cabling solutions wherever feasible. This includes promoting our existing green products, partnering with key customers in their green endeavors, identifying and providing resources for green product gaps, becoming a member of the U.S. Green Building Council (USGBC) and participating in collaborative ventures such as the Green Suppliers Network (GSN).

GenSPEED® 5000 Category 5e Cable

Standards-Compliant Extended Frequency

Features and Benefits

- Engineered to provide stable and continuous performance
- Performance guaranteed to 200 MHz
- TRU-Mark® print legend contains footage markings from 1000' to 0'
- Third-party verified for guaranteed performance
- Made in U.S.A.

Applications

- IEEE 802.3: 1000 BASE-T, 100 BASE-TX, 10 BASE-T, PoE, PoE+
- CDDI, Token Ring, ATM
- Broadband and Baseband Analog Video

Standard Compliances

- ANSI/TIA 568-C.2
- NEC/CEC Type CMR (UL 1666) for Non-Plenum
- NEC/CEC Type CMP (NFPA 262) for Plenum
- UL 444
- RoHS Compliant Directive 2011/65/EU
- ANSI/TIA 862 (Building Automation)
- ICEA S-90-661
- ISO/IEC 11801 Ed. 2.0 (Class D)



Data subject to change without notice.



CONSTRUCTION

Conductors

- 24 AWG solid bare annealed copper

Insulation

- Non-Plenum: Polyolefin
- Plenum: Fluoropolymer/Dual-Layer Polyolefin

Rip Cord

- Applied longitudinally under jacket

Color Code

- Pair 1: Blue-White/Blue
- Pair 2: Orange-White/Orange
- Pair 3: Green-White/Green
- Pair 4: Brown-White/Brown

Jacket

- Non-Plenum: Flame-Retardant PVC
- Plenum: Low-Smoke, Flame-Retardant PVC

PHYSICAL DATA

	CMR (Non-Plenum)	CMP (Plenum)
Nominal Cable Diameter (in)	0.195	0.180
Nominal Cable Weight (lbs/1000 ft)	19	21
Minimum Bend Radius (in)	1.0	1.0
Maximum Pulling Force (lbs)	25	25
Temperature Rating (°C)		
Installation:	0 to +60	0 to +60
Operation:	-20 to +75	-20 to +75

PART NUMBERS

Standard packaging: 1000' Pull-Pac® II

Jacket Color	Pull-Pac® II		Spool-Pac®		Spool	
	CMR (Non-Plenum)	CMP (Plenum)	CMR (Non-Plenum)	CMP (Plenum)	CMR (Non-Plenum)	CMP (Plenum)
Blue	5133299E	5131278E	5133374E	5131431E	5133300E	5131282E
White	5133255E	5131361E	5133342E	5131450E	5133250E	5131365E
Yellow	5133289E	5131379E	5133448E	5131546E		5131648E
Gray	5133200E	5131418E	5133329E	5131456E	5133204E	5131475E
Red	5133274E	5131477E	5133427E	5131553E		5131383E
Orange	5133383E	5131422E			5133667E	
Green	5133512E	5131547E	5133693E	5131575E	5133649E	5131649E
Black	5133696E	5131683E				5131689E
Pink	5133290E	5131380E	5133447E	5131478E		
Purple	5133445E	5131730E				

Note: Bulk reels are available as a special request with a maximum allowable length of 3000 feet per reel. Minimum run and lead time may apply.

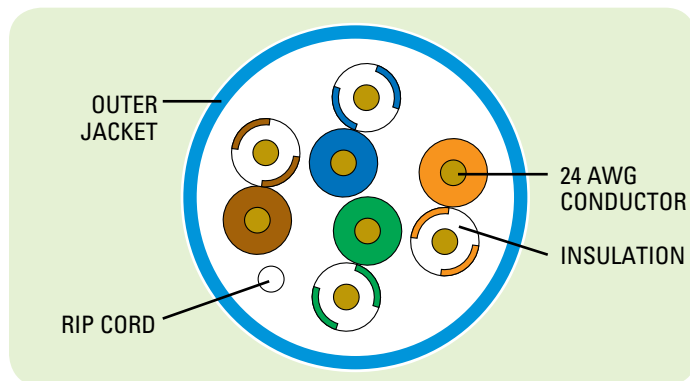
Non-stock items may be subject to minimum order quantities.

ELECTRICAL PERFORMANCE

Frequency MHz	PSACR* (min)	ACR* (min)	Insertion Loss (max)	PSNEXT (min)	NEXT (min)	PSACRF (min)	ACRF (min)	Return Loss (min)
1	60.3	63.3	2.0	62.3	65.3	60.8	63.8	20.0
4	49.2	52.2	4.1	53.3	56.3	48.8	51.8	23.0
10	40.8	43.8	6.5	47.3	50.3	40.8	43.8	25.0
16	36.0	39.0	8.2	44.2	47.2	36.7	39.7	25.0
20	33.5	36.5	9.3	42.8	45.8	34.8	37.8	25.0
25	30.9	33.9	10.4	41.3	44.3	32.8	35.8	24.3
31.25	28.2	31.2	11.7	39.9	42.9	30.9	33.9	23.6
62.5	18.4	21.4	17.0	35.4	38.4	24.9	27.9	21.5
100	10.3	13.3	22.0	32.3	35.3	20.8	23.8	20.1
155	1.4	4.4	28.1	29.4	32.4	17.0	20.0	—
200	—	—	32.4	27.8	30.8	14.8	17.8	—
250	—	—	36.9	26.3	29.3	12.8	15.8	—
300	—	—	41.0	25.1	28.1	11.3	14.3	—
350	—	—	44.9	24.1	27.1	9.9	12.9	—

Note: Values are expressed in dB per 100 m (328 ft.) length @ 20°C. Values above 200 MHz are for information only.
*PSACR & ACR not specified in ANSI/TIA 568-C.2

GenSPEED® 5000 CATEGORY 5e CROSS-SECTION



ELECTRICAL CHARACTERISTICS

DC Resistance (max) Ohms/100 m (328 ft) @ 20°C	9.38
DC Resistance Unbalance (max) Individual Pair %	4.00
Delay Skew (max) ns/100 m	45
Nom. Velocity of Propagation % Speed of Light	CMP: 72 CMR: 70
Characteristic Impedance Frequency (f):	Ohms 1-200 MHz 100 ± 15

GenSPEED® 5000 with 17 FREE® Category 5e Cable Standards-Compliant



Features and Benefits

- No halogens
- Less toxic
- More environmentally friendly
- Increased flexibility for easy installation
- Engineered to provide stable and continuous performance
- Performance guaranteed to 200 MHz
- TRU-Mark® print legend contains footage markings from 1000' to 0'
- Third-party verified for guaranteed performance
- Made in U.S.A.

Applications

- IEEE 802.3: 1000 BASE-T, 100 BASE-TX, 10 BASE-T, PoE, PoE+
- CDDI, Token Ring, ATM
- Broadband and Baseband Analog Video

Standard Compliances

- ANSI/TIA 568-C.2
- NEC/CEC Type CMR (UL 1666) for Non-Plenum
- UL 444
- RoHS Compliant Directive 2011/65/EU
- ANSI/TIA 862 (Building Automation)
- ICEA S-90-661
- ISO/IEC 11801 Ed. 2.0 (Class D)
- IEC 60754-1
- IEC 60754-2
- IEC 61034-2



CONSTRUCTION

Conductors

- 24 AWG solid bare annealed copper

Insulation

- Non-Plenum: Polyolefin

Color Code

- Pair 1: Blue-White/Blue
- Pair 2: Orange-White/Orange
- Pair 3: Green-White/Green
- Pair 4: Brown-White/Brown

Jacket

- Non-Plenum: Zero-Halogen Polyolefin

PHYSICAL DATA

	CMR (Non-Plenum)
Nominal Cable Diameter (in)	0.200
Nominal Cable Weight (lbs/1000 ft)	22
Minimum Bend Radius (in)	1.0
Maximum Pulling Force (lbs)	25
Temperature Rating (°C)	
Installation:	-10 to +60
Operation:	-20 to +75

PART NUMBERS

Standard packaging: 1000' Pull-Pac® II with environmentally friendly packaging. Spool-Pac® and Spool by special order.

Jacket Color	Pull-Pac® II	Spool-Pac®	Spool
	CMR (Non-Plenum)	CMR (Non-Plenum)	CMR (Non-Plenum)
Blue	5133299E-17F	5133374E-17F	5133300E-17F
White	5133255E-17F	5133342E-17F	5133250E-17F
Yellow	5133289E-17F	5133448E-17F	
Gray	5133200E-17F	5133329E-17F	5133204E-17F
Red	5133274E-17F	5133427E-17F	
Orange	5133383E-17F		5133667E-17F
Green	5133512E-17F	5133693E-17F	5133649E-17F
Black	5133696E-17F		
Purple	5133445E-17F		

Note: Bulk reels are available as a special request with a maximum allowable length of 3000 feet per reel. Minimum run and lead time may apply.

Non-stock items may be subject to minimum order quantities.

Data subject to change without notice.

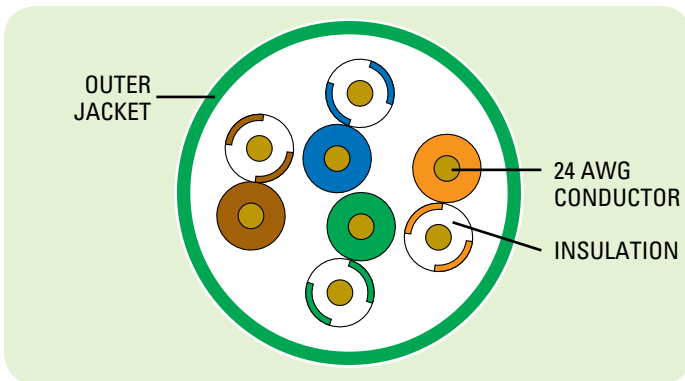


ELECTRICAL PERFORMANCE

Frequency MHz	PSACR* (min)	ACR* (min)	Insertion Loss (max)	PSNEXT (min)	NEXT (min)	PSACRF (min)	ACRF (min)	Return Loss (min)
1	60.3	63.3	2.0	62.3	65.3	60.8	63.8	20.0
4	49.2	52.2	4.1	53.3	56.3	48.8	51.8	23.0
10	40.8	43.8	6.5	47.3	50.3	40.8	43.8	25.0
16	36.0	39.0	8.2	44.2	47.2	36.7	39.7	25.0
20	33.5	36.5	9.3	42.8	45.8	34.8	37.8	25.0
25	30.9	33.9	10.4	41.3	44.3	32.8	35.8	24.3
31.25	28.2	31.2	11.7	39.9	42.9	30.9	33.9	23.6
62.5	18.4	21.4	17.0	35.4	38.4	24.9	27.9	21.5
100	10.3	13.3	22.0	32.3	35.3	20.8	23.8	20.1
155	1.4	4.4	28.1	29.4	32.4	17.0	20.0	18.8
200	—	—	32.4	27.8	30.8	14.8	17.8	18.0
250	—	—	36.9	26.3	29.3	12.8	15.8	17.3
300	—	—	41.0	25.1	28.1	11.3	14.3	16.8
350	—	—	44.9	24.1	27.1	9.9	12.9	16.3

Note: Values are expressed in dB per 100 m (328 ft.) length @ 20°C. Values above 200 MHz are for information only.
 Spec meets ANSI/TIA 568-C.2 standard for Cat 5e UTP cabling.
 *PSACR & ACR not specified in ANSI/TIA 568-C.2

GenSPEED® 5000 with 17 FREE® CATEGORY 5e CROSS-SECTION



ELECTRICAL CHARACTERISTICS

DC Resistance (max) Ohms/100 m (328 ft) @ 20°C	9.38
DC Resistance Unbalance (max) Individual Pair %	4.00
Delay Skew (max) ns/100 m	45
Nom. Velocity of Propagation % Speed of Light	70
Characteristic Impedance Frequency (f):	Ohms 100 ± 15



Going Green with General Cable

General Cable has accelerated its environmental commitment, addressing its green alternative approach by identifying greener opportunities and promoting green cabling solutions wherever feasible. This includes promoting our existing green products, partnering with key customers in their green endeavors, identifying and providing resources for green product gaps, becoming a member of the U.S. Green Building Council (USGBC) and participating in collaborative ventures such as the Green Suppliers Network (GSN).

GenSPEED® 5000 Category 5e F/UTP (ScTP) Cable

Standards-Compliant

Features and Benefits

- Foil shield reduces electromagnetic interference (EMI) for optimal performance
- TRU-Mark® print legend contains footage markings from 1000' to 0'
- Made in U.S.A.

Applications

- IEEE 802.3: 1000 BASE-T, 100 BASE-TX, 10 BASE-T, PoE, PoE+
- CDDI, Token Ring, ATM
- Broadband and Baseband Analog Video

Standard Compliances

- ANSI/TIA 568-C.2
- NEC/CEC Type CMR (UL 1666) for Non-Plenum
- NEC/CEC Type CMP (NFPA 262) for Plenum
- UL 444
- RoHS Compliant Directive 2011/65/EU
- ANSI/TIA 862 (Building Automation)
- ICEA S-90-661
- ISO/IEC 11801 Ed. 2.0 (Class D)



CONSTRUCTION

Conductors

- 24 AWG solid bare annealed copper

Insulation

- Non-Plenum: Polyolefin
- Plenum: Fluoropolymer

Color Code

- Pair 1: Blue-White/Blue
- Pair 2: Orange-White/Orange
- Pair 3: Green-White/Green
- Pair 4: Brown-White/Brown

Core Tape

- Polyester

Drain Wire

- 26 AWG stranded (7/34) solid tinned copper

Shield

- Polyester-backed aluminum foil (aluminum side in)

Jacket









- Flame-Retardant PVC

PHYSICAL DATA

	CMR (Non-Plenum)	CMP (Plenum)
Nominal Cable Diameter (in)	0.250	0.225
Nominal Cable Weight (lbs/1000 ft)	36	32
Minimum Bend Radius (in)	1.0	1.0
Maximum Pulling Force (lbs)	25	25
Temperature Rating (°C)		
Installation:	0 to +60	0 to +60
Operation:	-20 to +75	-20 to +75

PART NUMBERS

Standard packaging: 1000' Spool

Jacket Color	Spool	
	CMR (Non-Plenum)	CMP (Plenum)
 Blue	2133496E	2131611E
 White	2133774E	2131778E
 Yellow	2133777E	2131777E
 Gray	2133495E	2131673E
 Red	2133778E	2131774E
 Orange	2133776E	2131776E
 Green	2133775E	2131775E
 Black	2133779E	2131779E

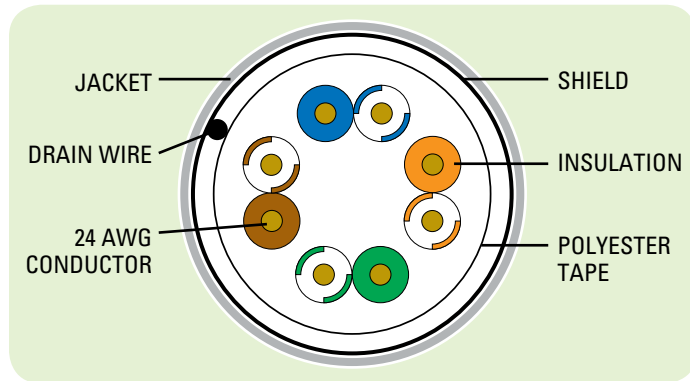
Data subject to change without notice.

ELECTRICAL PERFORMANCE

Frequency MHz	PSACR* (min)	ACR* (min)	Insertion Loss (max)	PSNEXT (min)	NEXT (min)	PSACRF (min)	ACRF (min)	Return Loss (min)
1	60.3	63.3	2.0	62.3	65.3	60.8	63.8	20.0
4	49.2	52.2	4.1	53.3	56.3	48.8	51.8	23.0
10	40.8	43.8	6.5	47.3	50.3	40.8	43.8	25.0
16	36.0	39.0	8.2	44.2	47.2	36.7	39.7	25.0
20	33.5	36.5	9.3	42.8	45.8	34.8	37.8	25.0
25	30.9	33.9	10.4	41.3	44.3	32.8	35.8	24.3
31.25	28.2	31.2	11.7	39.9	42.9	30.9	33.9	23.6
62.5	18.4	21.4	17.0	35.4	38.4	24.9	27.9	21.5
100	10.3	13.3	22.0	32.3	35.3	20.8	23.8	20.1
155	1.4	4.4	28.1	29.4	32.4	17.0	20.0	—
200	—	—	32.4	27.8	30.8	14.8	17.8	—
250	—	—	36.9	26.3	29.3	12.8	15.8	—
300	—	—	41.0	25.1	28.1	11.3	14.3	—
350	—	—	44.9	24.1	27.1	9.9	12.9	—

Note: Values are expressed in dB per 100 m (328 ft.) length @ 20°C. Values above 100 MHz are for information only.
*PSACR & ACR not specified in ANSI/TIA 568-C.2

**GenSPEED® 5000 CATEGORY 5e F/UTP (ScTP)
CROSS-SECTION**



ELECTRICAL CHARACTERISTICS

DC Resistance (max) Ohms/100 m (328 ft) @ 20°C	9.38
DC Resistance Unbalance (max) Individual Pair %	4.00
Delay Skew (max) ns/100 m	45
Nom. Velocity of Propagation % Speed of Light	CMP: 72 CMR: 70
Characteristic Impedance Frequency (f):	Ohms 1-100 MHz 100 ± 15

GenSPEED® 5000 Category 5e Interlock Armored Cable

Standards-Compliant

Features and Benefits

- Interlock armor provides outstanding mechanical protection
- Flexible and easy to install
- Eliminates the need for conduit, reducing installation time
- Single-pull installation
- Made in U.S.A.

Applications

- IEEE 802.3: 1000 BASE-T, 100 BASE-TX, 10 BASE-T, PoE, PoE+
- CDDI, Token Ring, ATM
- Broadband and Baseband Analog Video
- Indoor applications only

Standard Compliances

- ANSI/TIA 568-C.2
- NEC/CEC Type CMR (UL 1666) for Non-Plenum
- UL 444
- RoHS Compliant Directive 2011/65/EU
- ANSI/TIA 862 (Building Automation)
- ICEA S-90-661
- ISO/IEC 11801 Ed. 2.0 (Class D)



CONSTRUCTION

Conductors

- 24 AWG solid bare annealed copper

Insulation

- Polyolefin

Rip Cord

- Applied longitudinally under jacket

Color Code

- Pair 1: Blue-White/Blue
- Pair 2: Orange-White/Orange
- Pair 3: Green-White/Green
- Pair 4: Brown-White/Brown

Jacket

- Flame-Retardant PVC

Armor

- Aluminum interlock armor

PHYSICAL DATA

	CMR (Non-Plenum)	
	1 Cable	2 Cables
Nominal Cable Diameter (in)	0.450	0.620
Nominal Cable Weight (lbs/1000 ft)	58.5	96.0
Minimum Bend Radius (in)	5.40	7.44
Maximum Pulling Force (lbs)	25	25
Temperature Rating (°C)	0 to +60	
Installation:	0 to +60	
Operation:	-20 to +75	

PART NUMBERS

Color	Part Number	Reel		Reel
		Unit 1	Unit 2	
Blue	8133300	5000R Blue		1000' reel
Blue	8133300.2R	5000R Blue		2000' reel
Blue/Blue	8133301	5000R Blue	5000R Blue	1000' reel
Blue/Blue	8133301.2R	5000R Blue	5000R Blue	2000' reel
Blue/White	8133307	5000R Blue	5000R White	1000' reel
Blue/White	8133307.2R	5000R Blue	5000R White	2000' reel
White	8133305	5000R White		1000' reel
White	8133305.2R	5000R White		2000' reel
White/White	8133306	5000R White	5000R White	1000' reel
White/White	8133306.2R	5000R White	5000R White	2000' reel

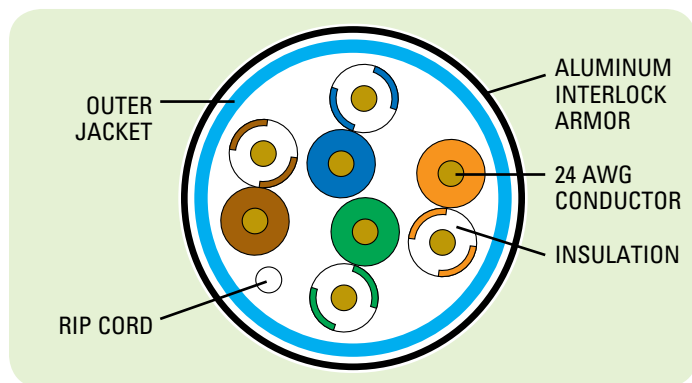
Data subject to change without notice.

ELECTRICAL PERFORMANCE

Frequency MHz	PSACR* (min)	ACR* (min)	Insertion Loss (max)	PSNEXT (min)	NEXT (min)	PSACRF (min)	ACRF (min)	Return Loss (min)
1	60.3	63.3	2.0	62.3	65.3	60.8	63.8	20.0
4	49.2	52.2	4.1	53.3	56.3	48.8	51.8	23.0
10	40.8	43.8	6.5	47.3	50.3	40.8	43.8	25.0
16	36.0	39.0	8.2	44.2	47.2	36.7	39.7	25.0
20	33.5	36.5	9.3	42.8	45.8	34.8	37.8	25.0
25	30.9	33.9	10.4	41.3	44.3	32.8	35.8	24.3
31.25	28.2	31.2	11.7	39.9	42.9	30.9	33.9	23.6
62.5	18.4	21.4	17.0	35.4	38.4	24.9	27.9	21.5
100	10.3	13.3	22.0	32.3	35.3	20.8	23.8	20.1

Note: Values are expressed in dB per 100 m (328 ft.) length @ 20°C.
*PSACR & ACR not specified in ANSI/TIA 568-C.2

GenSPEED® 5000 CATEGORY 5e INTERLOCK ARMORED CROSS-SECTION



ELECTRICAL CHARACTERISTICS

DC Resistance (max) Ohms/100 m (328 ft) @ 20°C	9.38
DC Resistance Unbalance (max) Individual Pair %	4.00
Delay Skew (max) ns/100 m	45
Nom. Velocity of Propagation % Speed of Light	70
Characteristic Impedance Frequency (f): 1-100 MHz	Ohms 100 ± 15

GenSPEED® 5000 Category 5e Outside Plant Cable

Standards-Compliant

Features and Benefits

- Protects against environmental elements that can cause electrical performance failures
- TRU-Mark® print legend contains footage markings from 1000' to 0'
- Prevents moisture migration
- Made in U.S.A.

Applications

- IEEE 802.3: 1000 BASE-T, 100 BASE-TX, 10 BASE-T, PoE, PoE+
- CDDI, Token Ring, ATM
- Broadband and Baseband Analog Video
- Armored: aerial, duct and buried installations
- Non-armored design is recommended for duct installation

Standard Compliances

- ANSI/TIA 568-C.2
- UL 444
- RoHS Compliant Directive 2011/65/EU
- ANSI/TIA 862 (Building Automation)
- ICEA S-90-661
- ISO/IEC 11801 Ed. 2.0 (Class D)
- Telcordia (Bellcore) Specification GR-421-CORE Water Penetration Requirements



CONSTRUCTION

Conductors

- 24 AWG solid bare annealed copper

Insulation

- Polyolefin

Color Code

- Pair 1: Blue-White/Blue
- Pair 2: Orange-White/Orange
- Pair 3: Green-White/Green
- Pair 4: Brown-White/Brown

Optional Armor

- Aluminum applied helically (inner jacket is used with this construction)
- Armor diameter 12 mm

Flooding Compound

- Waterproof gel

Jacket

- UV- and Abrasion-Resistant Polyethylene

PHYSICAL DATA

	No Armor	Aluminum Armor
Nominal Cable Diameter (in)	0.230	0.340
Nominal Cable Weight (lbs/1000 ft)	25	50
Minimum Bend Radius (in)	1.0	1.0
Maximum Pulling Force (lbs)	25	25
Temperature Rating (°C)		
Installation:	-30 to +60	-30 to +60
Operation:	-45 to +80	-45 to +80

PART NUMBERS

Standard packaging: 1000' Reel

Jacket Color	Reel	Armor
Black	5136100	None
Black	5136101	Aluminum

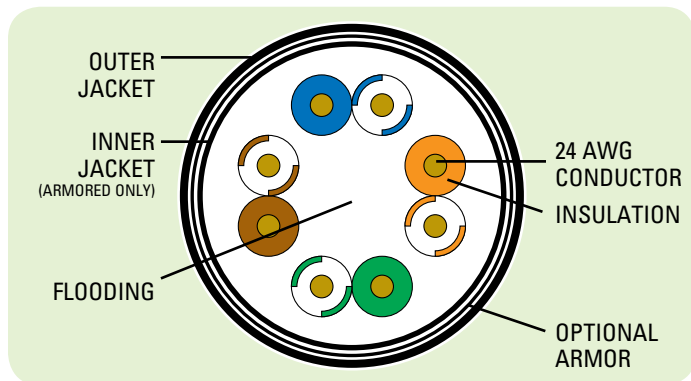
Data subject to change without notice.

ELECTRICAL PERFORMANCE

Frequency MHz	PSACR* (min)	ACR* (min)	Insertion Loss (max)	PSNEXT (min)	NEXT (min)	PSACRF (min)	ACRF (min)	Return Loss (min)
1	60.3	63.3	2.0	62.3	65.3	60.8	63.8	20.0
4	49.2	52.2	4.1	53.3	56.3	48.8	51.8	23.0
10	40.8	43.8	6.5	47.3	50.3	40.8	43.8	25.0
16	36.0	39.0	8.2	44.2	47.2	36.7	39.7	25.0
20	33.5	36.5	9.3	42.8	45.8	34.8	37.8	25.0
25	30.9	33.9	10.4	41.3	44.3	32.8	35.8	24.3
31.25	28.2	31.2	11.7	39.9	42.9	30.9	33.9	23.6
62.5	18.4	21.4	17.0	35.4	38.4	24.9	27.9	21.5
100	10.3	13.3	22.0	32.3	35.3	20.8	23.8	20.1
155	1.4	4.4	28.1	29.4	32.4	17.0	20.0	—
200	—	—	32.4	27.8	30.8	14.8	17.8	—
250	—	—	36.9	26.3	29.3	12.8	15.8	—
300	—	—	41.0	25.1	28.1	11.3	14.3	—
350	—	—	44.9	24.1	27.1	9.9	12.9	—

Note: Values are expressed in dB per 100 m (328 ft.) length @ 20°C. Values above 100 MHz are for information only.
*PSACR & ACR not specified in ANSI/TIA 568-C.2

GenSPEED® 5000 CATEGORY 5e OUTSIDE PLANT CROSS-SECTION



ELECTRICAL CHARACTERISTICS

DC Resistance (max) Ohms/100 m (328 ft) @ 20°C	9.38
DC Resistance Unbalance (max) Individual Pair %	4.00
Delay Skew (max) ns/100 m	45
Nom. Velocity of Propagation % Speed of Light	69
Characteristic Impedance Frequency (f): 1-100 MHz	Ohms 100 ± 15

GenSPEED® 5000 Category 5e Residential CMX Outdoor-CMR Cable

Standards-Compliant

Features and Benefits

- CMX rating allows the cable to be exposed to temperature variations for short distances from the Network Interface Device on the outside of a house to the point where the cable enters the house
- Sunlight-resistant
- Sequential footage markings
- Wax box on 1000' PPCs for increased durability on the job site
- Third-party verified for guaranteed performance
- Made in U.S.A.

Applications

- IEEE 802.3: 1000 BASE-T, 100 BASE-TX, 10 BASE-T, PoE, PoE+
- CDDI, Token Ring, ATM
- Broadband and Baseband Analog Video

Standard Compliances

- ANSI/TIA 568-C.2
- NEC/CEC Type CMX OUTDOOR-CMR
- UL 444 Sunlight-Resistant
- UL 444
- RoHS Compliant Directive 2011/65/EU
- ANSI/TIA 862 (Building Automation)
- ICEA S-100-685
- ICEA S-90-661
- ISO/IEC 11801 Ed. 2.0 (Class D)
- Telcordia GR-3164
- Telcordia GR-3164 Severe Cold Impact



CONSTRUCTION

Conductors

- 24 AWG solid bare annealed copper

Insulation

- Polyolefin

Color Code

- Pair 1: Blue-White/Blue
- Pair 2: Orange-White/Orange
- Pair 3: Green-White/Green
- Pair 4: Brown-White/Brown

Jacket

- Flame-Retardant PVC

Rip Cord

- Applied longitudinally under jacket

PHYSICAL DATA

	CMR (Non-Plenum)
Nominal Cable Diameter (in)	0.210
Nominal Cable Weight (lbs/1000 ft)	26
Minimum Bend Radius (in)	1.0
Maximum Pulling Force (lbs)	25
Temperature Rating (°C)	
Installation:	-10 to +60
Operation:	-40 to +75

PART NUMBERS

Standard packaging: Pull-Pac® II

Jacket Color	600' Pull-Pac® II	1000' Pull-Pac® II
	CMR (Non-Plenum)	CMR (Non-Plenum)
Blue		2137160E
White		2137147E
Gray	2137114E	2137146E
Ivory	2137113E	2137143E
Beige		2137144E

Note: For installations using staple guns, the 4-pair construction requires the use of T-25 size staples.

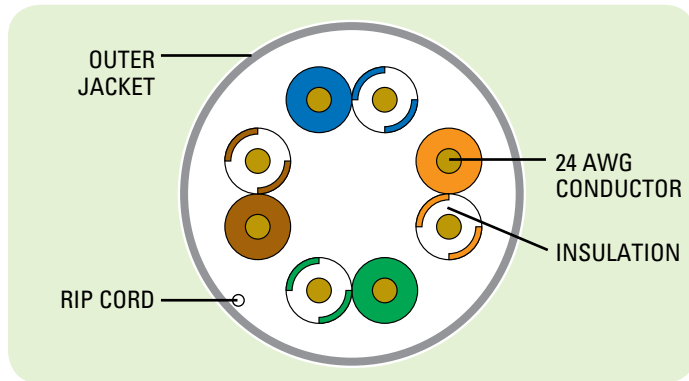
Data subject to change without notice.

ELECTRICAL PERFORMANCE

Frequency MHz	PSACR* (min)	ACR* (min)	Insertion Loss (max)	PSNEXT (min)	NEXT (min)	PSACRF (min)	ACRF (min)	Return Loss (min)
1	60.3	63.3	2.0	62.3	65.3	60.8	63.8	20.0
4	49.2	52.2	4.1	53.3	56.3	48.8	51.8	23.0
10	40.8	43.8	6.5	47.3	50.3	40.8	43.8	25.0
16	36.0	39.0	8.2	44.2	47.2	36.7	39.7	25.0
20	33.5	36.5	9.3	42.8	45.8	34.8	37.8	25.0
25	30.9	33.9	10.4	41.3	44.3	32.8	35.8	24.3
31.25	28.2	31.2	11.7	39.9	42.9	30.9	33.9	23.6
62.5	18.4	21.4	17.0	35.4	38.4	24.9	27.9	21.5
100	10.3	13.3	22.0	32.3	35.3	20.8	23.8	20.1
155	1.4	4.4	28.1	29.4	32.4	17.0	20.0	—
200	—	—	32.4	27.8	30.8	14.8	17.8	—
250	—	—	36.9	26.3	29.3	12.8	15.8	—
300	—	—	41.0	25.1	28.1	11.3	14.3	—
350	—	—	44.9	24.1	27.1	9.9	12.9	—

Note: Values are expressed in dB per 100 m (328 ft.) length @ 20°C. Values above 100 MHz are for information only.
*PSACR & ACR not specified in ANSI/TIA 568-C.2

**GenSPEED® 5000 CATEGORY 5e
CMX OUTDOOR-CMR CROSS-SECTION**



ELECTRICAL CHARACTERISTICS

DC Resistance (max) Ohms/100 m (328 ft) @ 20°C	9.38
DC Resistance Unbalance (max) Individual Pair %	4.00
Delay Skew (max) ns/100 m	45
Nom. Velocity of Propagation % Speed of Light	70
Characteristic Impedance Frequency (f): 1-100 MHz	Ohms 100 ± 15

Note: CMX outdoor rating allows the cable to be exposed for short distances from the Network Interface Device on the outside of the house to the point where the cable enters the house. This type of cable is not to be buried, direct buried or aerially lashed.

GenSPEED® 5000 Category 5e Backbone 25 Pair Cable

Standards-Compliant

Features and Benefits

- Connects all systems of a multi-level distributed system to an intermediate system
- Sequential footage markings

Applications

- IEEE 802.3: 1000 BASE-T, 100 BASE-TX, 10 BASE-T, PoE, PoE+
- CDDI, Token Ring, ATM
- Broadband and Baseband Analog Video

Standard Compliances

- ANSI/TIA 568-C.2
- NEC/CEC Type CMR (UL 1666) for Non-Plenum
- NEC/CEC Type CMP (NFPA 262) for Plenum
- UL 444
- RoHS Compliant Directive 2011/65/EU
- ANSI/TIA 862 (Building Automation)
- ICEA S-90-661
- ISO/IEC 11801 Ed. 2.0 (Class D)



CONSTRUCTION

Conductors

- 25 pairs of 24 AWG solid bare annealed copper

Insulation

- Non-Plenum: Polyolefin
- Plenum: Fluoropolymer

Color Code

- See Color Code Chart on page 95, except no bandmarking; only solid colors

Rip Cord

- Applied longitudinally under jacket

Jacket

- Non-Plenum: Flame-retardant PVC
- Plenum: Low-smoke, flame-retardant PVC

Separator




- Non-Plenum: N/A
- Plenum: Core filler

PHYSICAL DATA

	CMR (Non-Plenum)	CMP (Plenum)
Nominal Cable Diameter (in)	0.500	0.500
Nominal Cable Weight (lbs/1000 ft)	125	160
Minimum Bend Radius (in)	4.0	4.0
Maximum Pulling Force (lbs)	50	50
Temperature Rating (°C)		
Installation:	0 to +60	0 to +60
Operation:	-20 to +75	-20 to +75

PART NUMBERS

Standard packaging: 1000' Reel

Jacket Color	Reel	Reel
	CMR (Non-Plenum)	CMP (Plenum)
 Blue	2133694E	
 White		2131550E
 Gray	2133269E	

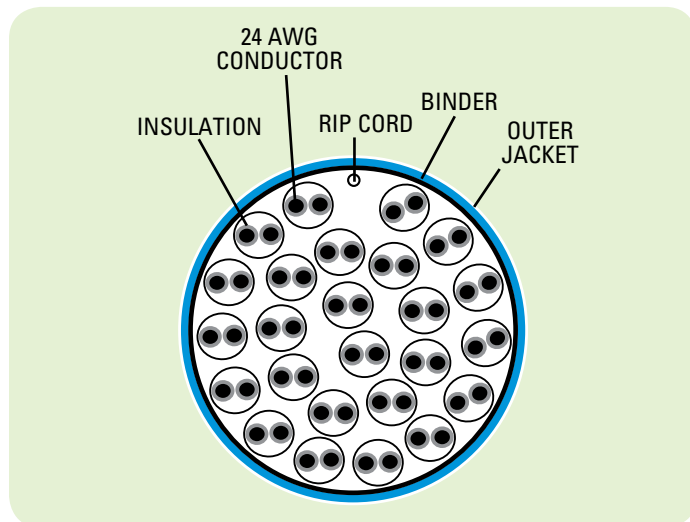
Data subject to change without notice.

ELECTRICAL PERFORMANCE

Frequency MHz	Insertion Loss (max)	PSNEXT (min)	NEXT (min)	PSACRF (min)	Return Loss (min)
0.772	1.8	64.0	67.0	63.0	—
1	2.0	62.3	65.3	60.8	20.0
4	4.1	53.3	56.3	48.8	23.0
8	5.8	48.8	51.8	42.7	24.5
10	6.5	47.3	50.3	40.8	25.0
16	8.2	44.2	47.2	36.7	25.0
20	9.3	42.8	45.8	34.8	25.0
25	10.4	41.3	44.3	32.8	24.3
31.25	11.7	39.9	42.9	30.9	23.6
62.5	17.0	35.4	38.4	24.9	21.5
100	22.0	32.3	35.3	20.8	20.1

Note: Values are expressed in dB per 100 m (328 ft.) length @ 20°C.

**GenSPEED® 5000 CATEGORY 5e BACKBONE
25 PAIR CROSS-SECTION**



ELECTRICAL CHARACTERISTICS

DC Resistance (max) Ohms/100 m (328 ft) @ 20°C	9.38
DC Resistance Unbalance (max) Individual Pair %	5.00
Delay Skew (max) ns/100 m	45
Propagation Delay (max) ns @ 100 MHz	CMP: 518 CMR: 538
Nom. Velocity of Propagation % Speed of Light	CMP: 72 CMR: 68
Characteristic Impedance Frequency (f):	Ohms 1-100 MHz 100 ± 15

Category 3 Cables

4

As your one-stop resource, General Cable provides a comprehensive line of Category 3 wiring products. General Cable offers a mix of quality plenum, riser and multi-dwelling residential cables designed for sophisticated voice and data systems.

General Cable's **Category 3 Plenum** Cable is installed in a building's return air plenums for both convenience and aesthetics. **Category 3 Riser** Cable is ideal for installation in vertical riser and general horizontal applications. Available from 2 to 300 pair counts, Category 3 Plenum and Riser Cables meet all your Power Sum NEXT backbone voice transmission requirements.

All General Cable's Category Cables meet applicable TIA/EIA 568 C.2 safety standards. Each safety-listed cable meets the Canadian Standards Association (CSA) and the National Electric Code (NEC) requirements. Independent third-party testing further confirms the quality and performance of all cables.

Dual listed for **CMX Outdoor-CMR**, General Cable's Category 3 station wire withstands and operates at the low temperatures found in colder regions, down to -40°C without jacket cracking.

Available in various jacket colors and pair counts, General Cable's category cables meet installers' needs for virtually every application. Fabricated in state-of-the-art facilities, these cables are backed by years of technical expertise and are guaranteed to meet your expectations.

Index	Page
Category 3 Plenum	58
Category 3 Non-Plenum	59
Category 3 Residential CMX Outdoor-CMR	60

Category 3 Plenum



PRODUCT NUMBER	PAIRS	JACKET COLOR	PKG	O.D. (INCHES)	WEIGHT (LBS/KFT)
Flexguard® Flame-Retardant PVC Jacket					
2131243	2	White	PP	0.13	10
2131244	3	White	PP	0.15	13
2131245	4	White	PP	0.17	17
2131313	4	Gray	PP	0.17	17
2131453	4	Blue	PP	0.17	17
2131463	4	Green	PP	0.17	17
2131246	6	White	PP	0.18	24
2131250	6	White	SP	0.18	24
2131505	25	White	RL	0.42	102
2131505.99	25	White	POL	0.42	102

Data subject to change without notice.

Product Construction

Conductors:

- 24 AWG solid bare annealed copper

Insulation:

- Flame-retardant semi-rigid PVC

Color Code:

- See Color Code Chart on page 97

Rip Cord:

- Applied longitudinally under jacket (except 3 and 4 pair)

Jacket:

- Flexguard® flame-retardant PVC
- Sequential footage markings

Packaging

- 1000' Pull-Pac® (PP)
- 1000' spool (SP)
- 1000' Spool-Pac® (SPC)
- 1000' reel (RL)
- Per order length (POL)

Applications

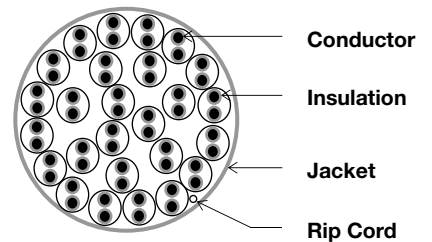
- IEEE 802.3: 10 BASE-T
- IEEE 802.12: 100 BaseVG
- Token Ring, ATM
- T1
- Voice

Compliances

- ANSI/TIA 568-C.2
- NEC/CEC Type CMP (NFPA 262) for Plenum
- UL 444
- RoHS Compliant Directive 2011/65/EU
- ICEA S-90-661

Electrical Characteristics

	24 AWG	Frequency	Insertion Loss dB/100 m (max)	Power Sum Near-End Crosstalk dB (min)
DC Resistance (max) Ohms/100 m (328 ft) @ 20°C	9.38	772 kHz	2.2	43
Mutual Capacitance (max) pF/ft @ 1 kHz	17	1 MHz	2.6	41
Characteristic Impedance Frequency (f): 1.0-16.0 MHz	Ohms 100 ± 15	4 MHz	5.6	32
Structural Return Loss (SRL) Frequency (f): 1.0-10.0 MHz	dB (min) 12	8 MHz	8.5	27
	12-10 log (f/10)	10 MHz	9.7	26
		16 MHz	13.1	23



Physical Data

	CMP (Plenum)
Temperature Rating (°C)	
Installation:	0 to +60
Operation:	-20 to +75



4 Pair
25 Pair



RoHS Compliant
Directive 2011/65/EU



Category 3 Non-Plenum

Product Construction

Conductors:

- 24 AWG solid bare annealed copper

Insulation:

- Flame-retardant semi-rigid PVC (6-25 pr)
- Polyolefin (2-4 pr)

Color Code:

- See Color Code Chart on page 97

Rip Cord:

- Applied longitudinally under jacket

Jacket:

- Flame-retardant PVC
- Sequential footage markings

Packaging

- 1000' Pull-Pac® (PP)
- 1000' Spool-Pac® (SPC)
- 1000' spool (SP)
- 1000' reel (RL)
- Per order length (POL)

Applications

- IEEE 802.3: 10 BASE-T
- IEEE 802.12: 100 BaseVG
- Token Ring, ATM
- T1
- Voice

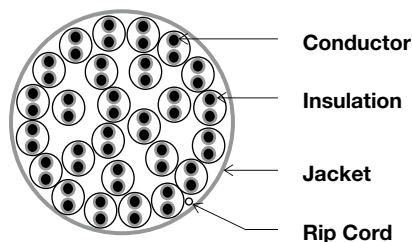
Compliances

- ANSI/TIA 568-C.2
- NEC/CEC Type CMR (UL 1666) for Non-Plenum
- UL 444
- RoHS Compliant Directive 2011/65/EU
- ICEA S-100-661



PRODUCT NUMBER	PAIRS	JACKET COLOR	PKG.	O.D. (INCHES)	WEIGHT (LBS/KFT)
2133008	2	Beige	PP	0.14	9
2133009	2	Gray	PP	0.14	9
2133011	2	Gray	SP	0.14	9
2133012	3	Beige	PP	0.15	13
2133013	3	Gray	PP	0.15	13
2133015	3	Gray	SP	0.15	13
2133016	4	Beige	PP	0.17	16
2133017	4	Gray	PP	0.17	16
2133359	4	White	SPC	0.17	16
2133358	4	Gray	SPC	0.17	16
2133018	4	Beige	SP	0.17	16
2133019	4	Gray	SP	0.17	16
2133275	4	Blue	PP	0.17	16
2133296	4	White	PP	0.17	16
2133020	6	Beige	PP	0.21	23
2133021	6	Gray	PP	0.21	23
2133022	6	Beige	SP	0.21	23
2133023	6	Gray	SP	0.21	23
2133033	25	Gray	RL	0.42	105
2133033.99	25	Gray	POL	0.42	105

Data subject to change without notice.
 Note: Non-stock items may be subject to minimum order quantities.



Physical Data

	CMR (Non-Plenum)
Temperature Rating (°C)	
Installation:	0 to +60
Operation:	-10 to +60

Electrical Characteristics

	24 AWG	Frequency	Insertion Loss dB/100 m (max)	Power Sum Near-End Crosstalk dB (min)
DC Resistance (max) Ohms/100 m (328 ft) @ 20°C	9.38	772 kHz	2.2	43
Mutual Capacitance (max) pF/ft @ 1 kHz	17	1 MHz	2.6	41
Characteristic Impedance Frequency (f): 1.0-16.0 MHz	Ohms 100 ± 15	4 MHz	5.6	32
Structural Return Loss (SRL) Frequency (f): 1.0-10.0 MHz	dB (min) 12	8 MHz	8.5	27
	10.0-16.0 MHz	10 MHz	9.7	26
		16 MHz	13.1	23

Category 3 Residential CMX Outdoor-CMR



PRODUCT NUMBER	JACKET COLOR
2137088	Ivory
2137087	L.O. Gray

Data subject to change without notice.

Note: For installations using staple guns, the 4-pair construction requires the use of T-25 size staple.

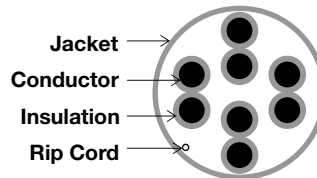
Electrical Characteristics

	24 AWG	Frequency	Insertion Loss dB/100 m (max)	NEXT Power Sum dB (min)
DC Resistance (max) Ohms/100 m (328 ft) @ 20°C	9.38	772 kHz	2.2	43
Mutual Capacitance (max) pF/ft @ 1 kHz	18	1 MHz	2.6	41
Characteristic Impedance Frequency (f): 1.0-16.0 MHz	Ohms 100 ± 15	4 MHz	5.6	32
Structural Return Loss (SRL) Frequency (f): 1.0-10.0 MHz 10.0-16.0 MHz	dB (min) 12 12-10 log (f/10)	8 MHz	8.5	27
		10 MHz	9.7	26
		16 MHz	13.1	23

Note: CMX outdoor rating allows the cable to be exposed for short distances from the Network Interface Device on the outside of the house to the point where the cable enters the house. This type of cable is not to be buried or direct buried.

Physical Data

	CMR (Non-Plenum)
Temperature Rating (°C)	
Installation:	0 to +60
Operation:	-10 to +60



Product Construction

Conductors:

- 4 pairs of 24 AWG solid annealed bare copper

Insulation:

- Polyolefin

Color Code:

Co-extruded stripe

- Pair 1: Blue-White/Blue
- Pair 2: Orange-White/Orange
- Pair 3: Green-White/Green
- Pair 4: Brown-White/Brown

Rip Cord:

- Applied longitudinally under jacket

Jacket

- Flame-retardant PVC
- Sequential footage markings

Physical Data

Nominal Cable Diameter (in)

- 0.19

Nominal Cable Weight (lbs/1000ft)

- 20

Packaging

- 600' Pull-Pac® Carton (PP)

Applications

- IEEE 802.3: 10 BASE-T
- IEEE 802.12: 100 BaseVG
- Token Ring, ATM
- T1
- Voice

Compliances

- ANSI/TIA 568-C.2
- NEC/CEC Type CMX Outdoor-CMR
- UL 444
- RoHS Compliant Directive 2011/65/EU
- ICEA S-100-685



Central Office Cables

5

General Cable is a highly recognized manufacturer of a comprehensive line of Central Office cable. As a primary national supplier, our top-quality product line includes cables with the ability to run both analog and digital services. General Cable's preferred central office cables are engineered for T1, DS1, DS1C, DS2 and other broadband services.

Designed to provide the optimum in performance, the products' transmission, physical and mechanical characteristics are committed to the highest standards of product quality. All of these cables provide enhanced crosstalk and attenuation performance for customers who need broadband solutions. In addition, Telcordia test reports are available upon request for the terminating cable line of products.

With extended experience in the field of cross-connect wires, General Cable provides a variety of indoor and outdoor UL-listed cross-connect and distributing frame wire for interconnecting equipment and supplying service in central offices, distribution cabinets and point-to-point hookups.

General Cable meets installers' needs with a breadth of products for virtually any application. Aimed at providing convenience and flexibility, all cables are manufactured, tested and approved to UL, the NEC and applicable TIA/EIA and Telcordia standards.

With years of technical expertise and a focus on cultivating strong relationships, General Cable provides customers with first-class technical support and a competitive advantage. For more than a century and a half, General Cable has stayed ahead of the industry's changing needs with a variety of products that meet future performance requirements and provide the best value in cabling solutions. General Cable's cross-connect and distribution frame wire offer unparalleled, world-class quality.

Index	Page
Distributing Frame Wire Tight Twist	62
Distributing Frame Wire	63
DSX Distribution Frame Wire	64
Customer Premise Cross-Connect Wire	65
Customer Premise Cross-Connect Wire Tight Twist	66
Network Outdoor Cross-Connect Wire	66
Universal Cross-Connect Wire	67
Foam Skin ALVYN Riser	68
100 Ohm Individually Braided Shielded Twisted Pair Cable	69
Dual Insulated Dual Shielded Flexible Terminating Cable	70

Distributing Frame Wire Tight Twist

Type "DT" • Spec. 5009



PRODUCT NUMBER	PAIR LAY	TYPE	CDRS	COLOR CODE	O.D. (INCHES)	WEIGHT (LBS/KFT)	SHIP LENGTH
1" AND BELOW							
2113187	5/8"	DT22P	2	R/V	0.084	4.7	3000' CL
2113188	5/8"	DT24P	2	R/V	0.074	3.1	5000' CL
2113099	0.75"	DT22P	2	R/V	0.084	4.7	3500' BSP
2113098	0.75"	DT24P	2	R/V	0.074	3.1	5000' BSP
2113181	1.00"	DT22P	2	V/BL	0.084	4.7	600' SP
2113185	1.00"	DT22P	2	V/BL	0.084	4.7	3000' CL
2113150	1.00"	DT22P	2	V/BL	0.084	4.7	1000' SP
2113111	1.00"	DT22P	2	V/BL	0.084	4.7	3500' BSP
2113182	1.00"	DT24P	2	V/BL	0.074	3.1	600' SP
2113186	1.00"	DT24P	2	V/BL	0.074	3.1	5000' CL
2113112	1.00"	DT24P	2	V/BL	0.074	3.1	5000' BSP
1.75" AND ABOVE							
2113163	1.75"	DT22P	2	W/BL	0.084	4.7	3000' CL
2113169	1.75"	DT22P	2	W/O	0.084	4.7	3000' CL
2113168	1.75"	DT22P	2	W/G	0.084	4.7	3000' CL
2113166	1.75"	DT22P	2	R/G	0.084	4.7	3000' CL
2113192	1.75"	DT22P	2	BK/BL	0.084	4.7	2600' HT
2113191	1.75"	DT22P	2	BK/BL	0.084	4.7	3000' CL
2113178	1.75"	DT22P	2	BK/O	0.084	4.7	3000' CL
2113200	1.75"	DT22P	2	Y/G	0.084	4.7	3000' CL
2113202	1.75"	DT22P	2	W/R	0.084	4.7	2600' HT
2113170	1.75"	DT22P	2	W/R	0.084	4.7	3000' CL
2113177	1.75"	DT22P	2	W/BK	0.084	4.7	3000' CL
2113204	1.75"	DT22P	2	R/Y	0.084	4.7	3000' CL

Data subject to change without notice.

Electrical Characteristics

	22 AWG	24 AWG
DC Resistance (max) Ohms/1000 ft	17.8	28.6
Coaxial Capacitance (nom) microfarads/kft @ kHz	0.150	0.125
Characteristic Impedance Ohms @ 1 MHz (nom)	100	100

Product Construction

Conductors:

- 22 and 24 AWG solid tinned annealed copper

Insulation:

- Flame-retardant semi-rigid PVC
- Insulation thickness = 0.008"

Packaging

- Standard spool (SP)
- Bell spool (BSP)
- Bell spool dimensions (tapered)
Inner Drum: 7.25" tapered to 6.25"
Flange: 12.25"
Traverse: 4.25"
- Other lengths and put-ups are also available

Applications

- Suitable for voice and data transmission up to 16 Mbps
- For cross-connecting equipment units in telephone central offices and point-to-point hookups

Compliances

- NEC/GEC Type CM (UL 1685-2000)
- Category 5 compatible, 1 inch and below
- RoHS Compliant Directive 2011/65/EU
- Telcordia (Bellcore) GR-136-CORE



Distributing Frame Wire

Type "DT" • Spec. 5009

Product Construction

Conductors:

- 22 and 24 AWG solid tinned annealed copper

Insulation:

- Flame-retardant semi-rigid PVC
- Insulation thickness = 0.008"

Pairing:

- Four twists per foot minimum

Packaging

- Standard spool (SP)
- Bell spool (BSP)
- Bell spool dimensions (tapered)
Inner Drum: 7.25" tapered to 6.25"
Flange: 12.25"
Traverse: 4.25"
- Other lengths and put-ups are also available

Applications

- Suitable for voice and data transmission up to 16 Mbps
- For cross-connecting equipment units in telephone central offices and point-to-point hookups

Compliances

- NEC/CEC Type CM (UL 1685-2000)
- Category 3 compatible
- RoHS Compliant Directive 2011/65/EU
- Telcordia (Bellcore) GR-136-CORE

PRODUCT NUMBER	PAIRS	AWG	COLOR CODE	PKG.	PKG./ CARTON	O.D. (INCHES)	WEIGHT (LBS/KFT)
7051535	1	24	O/W	1000' SP	4	0.074	3.1
7051592	1	24	R/W	1000' SP	4	0.074	3.1
7051600	1	24	BK/W	1000' SP	4	0.074	3.1
7022551	1	24	Y/BL	6000' BSP	2	0.074	3.1
7022569	1	24	Y/O	6000' BSP	2	0.074	3.1
7022577	1	24	Y/G	6000' BSP	2	0.074	3.1
7022585	1	24	Y/R	6000' BSP	2	0.074	3.1
7056534	1	24	G/W	1000' SP	4	0.074	3.1
2113046	1	24	W/BL	1000' SP		0.074	3.1
2113069	1	24	Y/BL	1000' SP	4	0.074	3.1
7022601	2	24	Y/BL-R/G	3000' BSP	2	0.098	6.2
2113063	1	22	Y/BL	1000' SP	4	0.084	5.0
2113100	1	22	W/O	1000' SP	4	0.084	5.0
7051618	1	22	BK/W	1000' SP	4	0.084	5.0
7051626	1	22	R/W	1000' SP	4	0.084	5.0
7051634	1	22	BL/W	1000' SP	4	0.084	5.0
2113196	1	22	BL/W	4200' SP	2	0.084	5.0
2113201	1	22	O/W	4200' SP	2	0.084	5.0
2113203	1	22	R/W	4200' SP	2	0.084	5.0
2113087	1	22	V/W	4500' BSP	2	0.084	5.0
7022460	1	22	W/BL	4500' BSP	2	0.084	5.0
7022478	1	22	W/O	4500' BSP	2	0.084	5.0
7022486	1	22	W/G	4500' BSP	2	0.084	5.0
7022494	1	22	W/R	4500' BSP	2	0.084	5.0
7022502	1	22	R/G	4500' BSP	2	0.084	5.0
2113040	1	22	W/BK	3000' BSP		0.084	5.0
2113065	1	22	W/BL	3000' BSP		0.084	5.0
2113184	2	22	W/BL-R/G	2000' BSP	2	0.116	9.4

Data subject to change without notice.

Electrical Characteristics

	22 AWG	24 AWG
DC Resistance (max) Ohms/1000 ft	17.8	28.6
Coaxial Capacitance (nom) microfarads/kft @ kHz	0.150	0.125
Characteristic Impedance Ohms @ 1 MHz (nom)	100	100

DSX Distribution Frame Wire

Type "Y2" • Spec. 5506



PRODUCT NUMBER	PAIRS	PKG.	PKG./ CARTON
2114395	2.5	660' SP	4
2114396	2.5	1350' CL	2
7026156	2.5	1000' SP	4

Data subject to change without notice.

Electrical Characteristics

	24 AWG
DC Resistance (max) Ohms/1000 ft @ 20°C	28.6
Coaxial Capacitance (max) microfarads/kft @ 23°C	0.15
Insulation Resistance (min) Megohm - kft @ 23°C	300
Capacitance Unbalance (max) Picofarads/100ft @ 1.0 kHz	70

Product Construction

Conductors:

- 24 AWG solid tinned annealed copper

Insulation:

- Flame-retardant semi-rigid PVC, 90°C
- Insulation thickness = 0.008"

Pairing:

- Six twists per foot minimum

Color Code:

- Pair 1: Blue-White/White-Blue
- Pair 2: Orange-White/White-Orange
- Single: Green

Physical Data

- Nominal cable diameter (in): 0.10
- Nominal cable weight (lbs/1000 ft): 8.2

Packaging

- Spool (SP)
- Cardboard coil (CL)

Applications

- Suitable for voice and data transmission up to 16 Mbps
- For cross-connecting equipment units in telephone central offices and point-to-point hookups

Compliances

- NEC/CEC Type CM (UL 1685-2000)
- Category 3 compatible
- RoHS Compliant Directive 2011/65/EU



Customer Premise Cross-Connect Wire Spec. 5006

Product Construction

Conductors:

- 22 and 24 AWG solid bare annealed copper

Insulation:

- Flame-retardant semi-rigid PVC

Pairing:

- Two twists per foot minimum
- For ease of identification, a variety of different color options are available

Packaging

- 1000' spool (SP)
- Other lengths and put-ups are also available

Applications

- Suitable for voice and data transmission up to 4 Mbps
- For cross-connecting between terminals of a distribution frame or other premise equipment

Compliances

- NEC/CEC Type CM (UL 1685-2000)
- Category 2 compatible
- RoHS Compliant Directive 2011/65/EU

PRODUCT NUMBER	PAIRS	AWG	COLOR CODE				PKG./ CARTON	O.D. (INCHES)	WEIGHT (LBS/KFT)
			PAIR 1	PAIR 2	PAIR 3	PAIR 4			
2114328	1	24	R/BK-BK/R				8	0.06	3
2114369	1	24	R/BL-BL/R				8	0.06	3
2114385	1	24	R/Y-Y/R				8	0.06	3
7023708	1	24	BL/W-W/BL				8	0.06	3
7041916	1	24	BL/Y-Y/BL				8	0.06	3
7023773	1	24	O/W-W/O				8	0.06	3
7023781	1	24	G/W-W/G				8	0.06	3
7036759	1	24	BK/W-W/BK				8	0.06	3
7023864	1	24	R/W-W/R				8	0.06	3
7023716	2	24	BL/W-W/BL	O/W-W/O			3	0.09	6
2114325	2	24	R/BL-BL/R	R/O-O/R			3	0.09	6
7023724	3	24	BL/W-W/BL	O/W-W/O	G/W-W/G		4	0.10	9
2114211	4	24	BL/W-W/BL	O/W-W/O	G/W-W/G	BR/W-W/BR	4	0.12	13
2114363	1	22	W/O-O/W				4	0.08	5
2114364	1	22	W/G-G/W				4	0.08	5
7041973	1	22	BL/W-W/BL				4	0.08	5
7042047	1	22	R/W-W/R				4	0.08	5
2114212	2	22	BL/W-W/BL	O/W-W/O			4	0.12	10

Data subject to change without notice.

Electrical Characteristics

	22 AWG 1 PR.	24 AWG 1-4 PR.
DC Resistance (max) Ohms/1000 ft @ 20°C	18.0	28.6
Characteristic Impedance Ohms @ 1 MHz (nom)	100	100

Customer Premise Cross-Connect Wire Spec. "F" • Spec 5008

Product Construction

Conductors:

- 24 AWG solid bare annealed copper

Insulation:

- Flame-retardant semi-rigid PVC

Pairing:

- Four twists per foot minimum

Packaging

- Supplied on non-returnable spools as shown in table (SP)

Applications

- Suitable for voice and data transmission up to 16 Mbps
- For cross-connecting between terminals of a distribution frame or other premise equipment

Compliances

- NEC/CEC Type CM (UL 1685-2000)
- Category 3 compatible
- RoHS Compliant Directive 2011/65/EU
- Telcordia (Bellcore) GR-1253 (Bellcore Specification TA-TSY-000130)

PRODUCT NUMBER	PAIRS	COLOR CODE			PKG.	PKG./ CARTON	O.D. (INCHES)	WEIGHT (LBS/KFT)
		PAIR 1	PAIR 2	PAIR 3				
2113055	1	O/W-W/O			1000' SP	8	0.07	3
2134023	1	G/W-W/G			1000' SP	8	0.07	3
2114327	1	BL/R-R/BL			1000' SP	8	0.07	3
2114375	1	R/W-W/R			1000' SP	8	0.07	3
2114374	1	BK/W-W/BK			1000' SP	8	0.07	3
7042500	1	BL/Y-Y/BL			1000' SP	8	0.07	3
7051543	1	BL/Y-BL			600' SP	8	0.07	3
2113054	1	BL/W-W/BL			1000' SP	8	0.07	3
2114355	1	R/W-W/R			600' SP	8	0.07	3
2114408	2	BL/W-W/BL	O/W-W/O		500' SP	8	0.09	7
7042518	2	BL/R-R/BL	O/R-R/O		1150' SP	4	0.09	7
2114307	2	BL/W-W/BL	O/W-W/O		1000' SP	4	0.09	7
7042526	3	BL/W-W/BL	O/W-W/O	G/W-W/G	600' SP	4	0.12	11

Data subject to change without notice.

Electrical Characteristics

	24 AWG
DC Resistance (max) Ohms/1000 ft @ 20°C	28.6
Coaxial Capacitance (max) microfarads/kft @ 23°C	0.15
Insulation Resistance (min) Megohm - kft @ 23°C	300

Customer Premise Cross-Connect Wire Tight Twist

Type "F" • Spec. 5008



PRODUCT NUMBER	PAIRS	COLOR CODE	PKG.	PKG./ CARTON	O.D. (INCHES)	WEIGHT (LBS/KFT)
		PAIR 1				
2113189	1	BL/V-V/BL	500' SP	8	0.67	3.25
2114410	1	BL/V-V/BL	300' SP	8	0.67	3.25

Data subject to change without notice.

Electrical Characteristics

	24 AWG
DC Resistance (max) Ohms/1000 ft @ 20°C	28.6
Coaxial Capacitance (max) microfarads/kft @ 23°C	0.15
Insulation Resistance (min) Megohm - kft @ 23°C	300

Product Construction

Conductors:

- 24 AWG solid bare annealed copper

Insulation:

- Flame-retardant semi-rigid PVC

Pairing:

- Twelve twists per foot

Packaging

- Supplied on non-returnable spools as shown in table (SP)

Applications

- Suitable for voice and data transmission up to 16 Mbps
- For cross-connecting between terminals of a distribution frame or other premise equipment

Compliances

- UL and c(UL) Type CM
- Telcordia (Bellcore) GR-1253 (Bellcore Specification TA-TSY-000130)
- Category 5 compatible

Network Outdoor Cross-Connect Wire

Type "G" • Spec. 5010



PRODUCT NUMBER	COLOR CODE	PKG./ CARTON	WEIGHT (LBS/KFT)
	PAIR 1		
7042427	W/V	8	5
2114357	R/W	8	5

Data subject to change without notice.

Electrical Characteristics

	22 AWG
DC Resistance (max) Ohms/1000 ft @ 20°C	17.8
Coaxial Capacitance (max) microfarads/kft @ 23°C	0.09
Insulation Resistance (min) Megohm - kft @ 23°C	2000

Product Construction

Conductors:

- 1 pair of 22 AWG solid bare annealed copper

Insulation:

- Dual-insulated polypropylene with a flame-retardant semi-rigid PVC skin

Pairing:

- Five twists per foot minimum

Packaging

- 400' spool (SP)
- 8 per carton

Applications

- Suitable for voice and data transmission up to 16 Mbps
- For cross-connecting between feeder and distribution circuits within the confines of outdoor distribution cabinets

Compliances

- Category 3 compatible
- RoHS Compliant Directive 2011/65/EU
- Telcordia (Bellcore) GR-126-CORE (Bellcore Specification TA-NWT-000126)



Universal Cross-Connect Wire

Type "N" • Spec. 5013

Product Construction

Conductors:

- 22 AWG solid bare annealed copper

Insulation:

- Flame-retardant semi-rigid PVC

Pairing:

- Four twists per foot minimum

Packaging

- Supplied on non-returnable spools as shown in table (SP)

Applications

- Suitable for voice and data transmission up to 16 Mbps
- UL Listed cross-connect wire for indoor use in distributing frames and cross-connect arrays; suitable for use outdoors in cross-connect cabinets and terminal boxes. Has excellent low-temperature characteristics for installation in cold climates

Compliances

- NEC/CEC Type CM (UL 1685-2000)
- Category 3 compatible
- RoHS Compliant Directive 2011/65/EU
- Telcordia (Bellcore) GR-126-CORE (Bellcore Specification TA-NWT-000126)



PRODUCT NUMBER	PAIRS	COLOR CODE		PKG.	PKG./ CARTON	WEIGHT (LBS/KFT)
		PAIR 1	PAIR 2			
2113057	1	W/V-V		400' SP	8	4.9
2113058	1	W/V-V		1000' SP	4	4.9
2113059	1	W/R-R		1000' SP	4	4.9
2113060	2	R/BL-BL	R/O-O	1000' SP	3	10.6

Data subject to change without notice.

Electrical Characteristics

	22 AWG
DC Resistance (max) Ohms/1000 ft @ 20°C	17.8
Coaxial Capacitance (max) microfarads/kft @ 23°C	0.15
Insulation Resistance (min) Megohm - kft @ 23°C	600
Near-End Cross Talk (min) dB @ 772 kHz	44

Foam Skin ALVYN Riser

Riser Cable For Voice and Digital Transmission
Spec. 2507 • Type CMR • Bell System Type: ARMM (24 AWG)

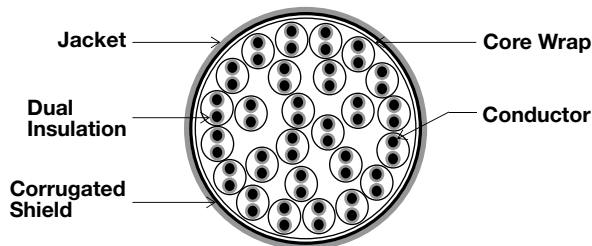


PRODUCT NUMBER	PAIRS	AWG	O.D. (INCHES)	WEIGHT (LBS/KFT)	STANDARD LENGTH (FT)
2019000	25	24	0.53	142	5000
2019001	50	24	0.66	234	5000
7507601	100	24	0.85	410	5000
7507619	200	24	1.20	760	2500
7507627	300	24	1.40	1105	2500
7507635	400	24	1.50	1445	2000
7507643	600	24	1.90	2150	1400
7507650	900	24	2.20	3170	900

Data subject to change without notice.
Note: Non-stock items may be subject to minimum order quantities.

Electrical Characteristics

	24 AWG	Frequency	Attenuation dB/100 m (max)	NEXT dB
DC Resistance (max) Ohms/1000 ft @ 20°C	27.3	0.772 MHz	2.2	43
		1 MHz	2.6	41
Mutual Capacitance (nom) nF/mile @ 1 kHz	83	4 MHz	5.6	32
		8 MHz	8.5	28
		10 MHz	9.7	26
		16 MHz	13.1	23



Product Construction

Conductors:

- 24 and 26 AWG solid bare annealed copper

Insulation:

- Dual insulation consisting of an inner layer of foamed polyolefin surrounded by a solid PVC skin
- Primary insulation, nominal O.D. = 0.031"
- Secondary insulation, nominal O.D. = 0.035"

Color Code:

- See Color Code Chart on page 97, except no bandmarking; only solid colors

Core Wrap:

- Non-hygroscopic dielectric tape applied longitudinally with an overlap

Shield:

- 0.008" corrugated, adhesive-coated aluminum bonded to jacket

Jacket:

- Gray flame-retardant PVC jacket bonded to the coated aluminum

Packaging

- Standard lengths are shipped on returnable steel reels or on non-returnable wood reels when requested
- ARAM (22 AWG) is available upon request

Applications

- Intended primarily for placement in vertical risers in buildings and may be used in general horizontal applications
- Designed for voice and carrier transmission between the station protector frames and other equipment terminals

Compliances

- ANSI/TIA 568-C.2
- Bellcore Specification TR-TSY-000111
- UL and c(UL) Type CMR

100 Ohm Individually Braided Shielded Twisted Pair Cable

Terminating Cable for Digital Transmission • Spec. 4162 • Type CMR/CM

Product Construction

Conductors:

- 22 AWG solid tinned annealed copper

Insulation:

- High-density polyethylene with a layer of flame-retardant PVC overall
- Primary insulation, nominal O.D. = 0.051"
- Secondary insulation, nominal O.D. = 0.072"

Drain Wire:

- 22 AWG solid tinned annealed copper

Shield:

- 34 AWG tinned copper braid 90% coverage

Pair Jacket:

- Flame-retardant PVC jacket over each braid shielded twisted pair

Color Code:

- Pair jackets are color-coded by use of jacket printing
- Marking or printing will correspond with the colors of the insulated pairs (e.g., white/blue printed on the pair jacket indicates the insulation colors of the pairs enclosed)

Jacket:

- Flame-retardant PVC
- Sequential footage markings

Packaging

- 500' reel (RL)
- Bulk reels are available upon request

Applications

- T1/DS1
- Suitable for use in terminating high-frequency lines to carrier equipment in central offices

Compliances

- 1 pair: NEC/CEC Type CM (UL 1685-2000)
- 2 pair through 12 pair: NEC/CEC Type CMR (UL 1666)
- UL 444
- RoHS Compliant Directive 2011/65/EU



PRODUCT NUMBER	PAIRS	COLOR CODE	JACKET COLOR	O.D. (INCHES)	WEIGHT (LBS/KFT)
2117037	1	W/BL	Orange	0.18	26
2117048	1	W/BL	Red	0.18	26
7056898	1	W/BL	Gray	0.18	26
7056906	1	W/O	Gray	0.18	26
7056880	2	See Chart	Gray	0.46	75

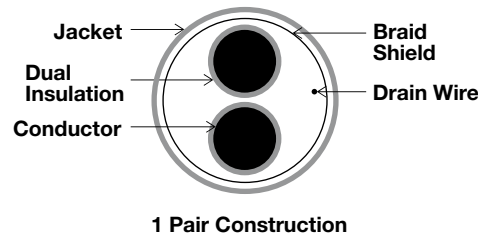
Data subject to change without notice.

Electrical Characteristics

	22 AWG	Frequency	Attenuation dB/1000 ft	NEXT dB/1000 ft	FEXT dB/1000 ft
DC Resistance (max) Ohms/1000 ft @ 20°C	18	.100 MHz	2.2	97	109
Resistance Unbalanced (max) Individual Pair % @ 20°C	5	.772 MHz	6.1	93	94
Shield Resistance (nom) Ohms @ 1000 ft	3.3	1.000 MHz	7.0	88	92
Mutual Capacitance (max) pF/ft @ 1 kHz	19	1.600 MHz	9.1	85	90
Impedance Ohms/772 kHz	100 ± 5	3.150 MHz	13.2	82	88
		6.300 MHz	19.1	80	83
		10.000 MHz	25.0	72	71

Color Code Chart

PAIR NO.	COLOR CODE
1	White & Blue
2	White & Orange
3	White & Green
4	White & Brown
5	White & Slate
6	Red & Blue
7	Red & Orange
8	Red & Green
9	Red & Brown
10	Red & Slate
11	Black & Blue
12	Black & Orange



Dual Insulated Dual Shielded Flexible Terminating Cable

Spec. 4502 • Type CMR • 600C Series

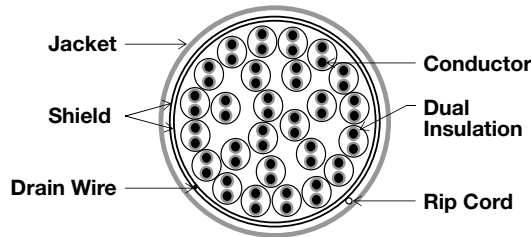


PRODUCT NUMBER	PAIRS	JACKET COLOR	PKG	O.D. (INCHES)	WEIGHT (LBS/KFT)
2117039	6	L.O. Gray	Bulk	0.37	66
2117006	12	DK. Gray	Bulk	0.48	108
2117040	12	L.O. Gray	Bulk	0.48	108
2117041	16	L.O. Gray	Bulk	0.50	134
2117008	25	DK. Gray	Bulk	0.63	191
2117045	28	L.O. Gray	Bulk	0.64	208
2117043	30	L.O. Gray	Bulk	0.65	222
2117044	32	L.O. Gray	Bulk	0.68	234

Data subject to change without notice.

Electrical Characteristics

	22 AWG
DC Resistance (max) Ohms/1000 ft @ 20°C	17.6
Insulation Resistance (min) Megohm - 1000 ft @ 23°C	5000
Mutual Capacitance (nom) nF/1000 ft @ 1 kHz	16.0
Attenuation (nom) dB/1000 ft @ 1.0 MHz dB/1000 ft @ 4.0 MHz dB/1000 ft @ 8.0 MHz	1.6 3.6 4.9
PSNEXT dB/1000 ft @ 0.772 MHz dB/1000 ft @ 1.600 MHz dB/1000 ft @ 3.150 MHz dB/1000 ft @ 6.300 MHz	42 38 33 29
Characteristic Impedance (nom) Ohms @ 1 MHz	100 ± 15



Product Construction

Conductors:

- 22 AWG solid tinned copper conductors

Insulation:

- Inner layer of polyethylene covered by an outer layer of flame-retardant PVC
- Primary insulation, nominal O.D. = 0.042"
- Secondary insulation, nominal O.D. = 0.050"

Color Code:

- See Color Code Chart on page 97

Core Wrap:

- Non-hygroscopic dielectric tape applied longitudinally with an overlap

Shield:

- Two polyester-backed aluminum foil shields

Drain Wire:

- 22 AWG solid tinned copper drain wire is placed between the two shields

Rip Cord:

- Applied longitudinally under jacket

Jacket:

- Flame-retardant PVC
- Sequential footage markings

Packaging

- 1000' reel (RL)
- Bulk reels are available upon request

Applications

- T1/DS1
- DS1C
- DS2
- 10 BASE-T (IEEE 802.3)
- Max. run of 1310 ft.
- For interconnecting (DSI) digital equipment to digital cross-connects (DSX) and computers

Compliances

- Telcordia (Bellcore) analyzed the General Cable 4502 Series - Type 600C Family of Central Office Cables to the criteria in Telcordia GR-137-CORE. Copies of the analysis report are available from General Cable upon request.
- NEC/CEC Type CMR (UL 1666)
- UL 444
- RoHS Compliant Directive 2011/65/EU






Fiber Optic Cable for the 21ST Century


Not the new kid on the block. General Cable's NextGen® Brand fiber optic solutions, including Indoor/Outdoor Fiber, derive from over 25 years of technical expertise and manufacturing excellence. Long recognized as a leader in copper cabling systems, General Cable offers a broad range of fiber optic cables for every application. NextGen Brand fiber cables meet today's performance expectations while setting the standards for tomorrow.

NextGen Brand delivers the cable construction and performance that best fit — whatever the demand.


Contact General Cable for information on these other fiber solutions:



Tight-Buffer Cable



Blown Optical Fiber Cable



Interlock Armor Cable




Check out General Cable's Calculation & Catalogs Apps and other mobile tools



800.424.5666
www.generalcable.com
info@generalcable.com

Optical Fiber

General Cable, Corning® Optical Fiber. Names that are synonymous with cable and fiber combine to create the ultimate in fiber optics. General Cable partners with Corning Optical Fiber to deliver the world's most reliable and technologically advanced optical fiber cables.



Singlemode

Standard

General Cable utilizes Corning® SMF-28e+™ fiber as its standard singlemode offering. This is a full-spectrum fiber that is fully backward-compatible with legacy singlemode fiber. It enables increased optical launch power of legacy singlemode fiber, improved macrobend specifications from 0.05 dB to 0.03 dB, and tighter zero dispersion wavelength (λ_0) tolerance from a range of ± 10 nm to ± 7 nm. This fiber supports all broadband applications and complies with the most stringent industry standards, such as:

- ITU-T G.652 (Tables A, B, C and D)
- IEC 60793-2-50 Type B1.3
- ISO 11801 052
- TIA/EIA 492-CAAB
- Telecordia GR-20-CORE

Long-Haul

For long-haul applications, rely on General Cable's long history of cable experience and the technology of Corning® LEAF® fiber. This is the most widely deployed non-zero dispersion shifted (NZ-DSF) fiber in the world and the first low water peak NZ-DSF fiber. Its large effective area and industry-leading polarization mode dispersion (PMD) specifications enable 10 Gb/s and 40 Gb/s network systems of the future.

ClearCurve® ZBL

General Cable, utilizing Corning® ClearCurve® ZBL Optical Fiber, delivers the best macrobending performance in the industry while maintaining compatibility with current optical fibers, equipment, practices and procedures. This full-spectrum singlemode optical fiber, when subjected to smaller radii bends, experiences virtually no signal loss. ClearCurve fiber exceeds the most stringent bend performance requirements of ITU-T Recommendations G.657.B3 while remaining fully compliant with ITU-T Recommendation G.652.D and the installed base of Corning SMF-28e® and SMF-28e+® fiber.

Multimode

ClearCurve® Multimode Fiber

Corning® ClearCurve® ultra-bendable laser-optimized™ multimode optical fiber delivers the best macrobending performance in the industry while maintaining compatibility with current optical fibers, equipment, practices and procedures. ClearCurve OM3/OM4 multimode fiber is designed to withstand tight bends and challenging cable routes with substantially less signal loss than conventional multimode fiber.

These fibers have superior measurement technology and manufacturing control, and industry-leading CPC® coatings for superior microbend and environmental performance. ClearCurve fiber performance is ensured by minEMBC, the industry's leading standards-approved bandwidth measurement for OM3 fibers. ClearCurve fibers are the only ones to use this measurement to ensure 10 Gb/s performance.

50 micron

These fibers support data rates of 10 Gb/s at 850 nm. They also comply with the most stringent industry standards, such as:

- ISO/IEC 11801, type OM2, OM3 and OM4* fibers
- IEC 60793-2-10, type A1a.1, A1a.2 and A1a.3* fibers
- TIA/EIA, 492AAAB, 492AAAC-A and 492AAAD

* Assumes IEC draft standard is harmonized with 492AAAD, which was approved by TIA

62.5 micron

These fibers support data rates of 1 Gb/s in both the 850 nm and 1300 nm windows. They comply with the most stringent industry standards, such as:

- ISO/IEC 11801, type OM1 fiber
- IEC 60793-2-10, type A1b fiber
- TIA/EIA, 492AAAA-A

Optical Fiber Code Cross-Reference

Fiber Type	General Cable	Corning® Optical Fiber	Description
Standard Loose Tube SM	AQ	SMF-28e+™ Fiber	Full spectrum, low water peak singlemode, ITU-T G.652.D, ISO 11801 052, OS2*
Performance Loose Tube SM	AT	SMF-28e+™ Fiber	Full spectrum, high performance low water peak singlemode with 0.35/0.25 attenuation, ITU-T G.652.D, ISO 11801 052, OS2*
Tight Buffer SM	AP	SMF-28e+™ Fiber	Full spectrum, low water peak singlemode with 900 µm PVC buffer, ITU-T G.652.D, ISO 11801 052, OS2*
Long-Haul SM	AL	LEAF® Fiber	Large A _{eff} , low water peak, NZ-DSF singlemode, ITU-T G.655
Ultra-Bendable SM	AZ	ClearCurve® ZBL	Full spectrum with best macrobending performance, ITU-T G.652.D and ITU-T G.657.A
62.5 µm MM	CG	InfiniCor® 300 Fiber	1 Gb/s ≤ 300 m at 850 nm, OM1* 1 Gb/s ≤ 550 m at 1300 nm
62.5 µm MM	CL	InfiniCor® CL™ 1000 Fiber	1 Gb/s ≤ 500 m at 850 nm, OM1* 1 Gb/s ≤ 1000 m at 1300 nm
Ultra-bendable 50 µm MM	BI	ClearCurve® OM2 Fiber	10 Gb/s ≤ 150 m at 850 nm, OM2* 1 Gb/s ≤ 750 m at 850 nm
Ultra-bendable 50 µm MM	BE	ClearCurve® OM3 Fiber	10 Gb/s ≤ 300 m at 850 nm, OM3* 1 Gb/s ≤ 1000 m at 850 nm
Ultra-bendable 50 µm MM	BL	ClearCurve® OM4 Fiber	10 Gb/s ≤ 550 m at 850 nm, OM4* 1 Gb/s ≤ 1100 m at 850 nm
Ultra-bendable 50 µm MM	BM	ClearCurve® OM4 Fiber	10 Gb/s ≤ 600 m at 850 nm, OM4+* 1 Gb/s ≤ 1100 m at 850 nm

* Designation per ISO 11801 Fiber Standards


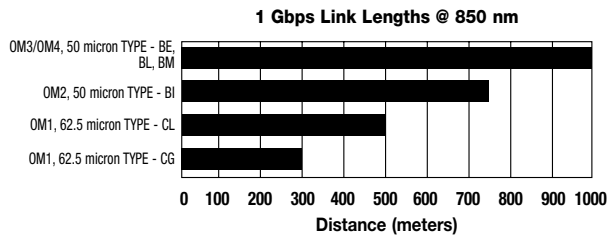
SMF-28e+ is a trademark and Corning, LEAF, InfiniCor and Plus Corning Optical Fiber are registered trademarks of Corning Incorporated, Corning, NY, U.S.A.

Fiber Specification and Selection

MULTIMODE FIBER SELECTION GUIDE

Optical Characteristics:		50/125 PRODUCT FAMILY				62.5/125 PRODUCT FAMILY		UNITS
		OM2 Type-BI	OM3 Type-BE	OM4 Type-BL	OM4 Type-BM	OM1 Type-CG	OM1 Type-CL	
Maximum Finished Cable Attenuation Coefficient	@850 nm	3.0	3.0	3.0	3.0	3.5	3.5	dB/km
	@1300 nm	1.0	1.0	1.0	1.0	1.0	1.0	dB/km
Overfill Launch Bandwidth	@850 nm	700	1500	1500	1500	200	200	MHz.km
	@1300 nm	500	500	500	500	500	500	MHz.km
Laser Bandwidth	@850 nm	850	2000	4700	5350*	220	385	MHz.km
Gigabit Ethernet Link Length (1 Gbps)	1000 BASE-SX (850 nm)	750	1000	1100	1100	300	500	meters
	1000 BASE-LX (1300 nm)	550	550	550	550	550	1000	meters
10 Gigabit Ethernet Link Length (10 Gbps)	10G BASE-SR (850 nm)	150	300	550	600	33	33	meters

* Using 3.0 dB cable attenuation and 0.7 dB connector allocation



SINGLEMODE FIBER SELECTION GUIDE

FIBER DESCRIPTION	FIBER TYPE	TYPICAL ATTENUATION (dB/km)				GIGABIT ETHERNET DISTANCE (METERS)	10 GIGABIT ETHERNET DISTANCE (METERS)	
		1310 nm	1383 nm	1550 nm	1625 nm		1310 nm	1550 nm
OS2 Singlemode - Loose Tube								
Premium	AQ	0.40	0.40	0.30	0.35	10,000	5,000	30,000
High Performance	AT	0.35	0.35	0.25	0.30	10,000	5,000	30,000
OS2 Singlemode - Tight Buffer								
Distribution	AP	0.65	-	0.65	-	10,000	5,000	30,000
Breakout	AP	1.00	-	1.00	-	10,000	5,000	30,000

SPECIALTY FIBERS – SINGLEMODE

FIBER DESCRIPTION	FIBER TYPE	TYPICAL ATTENUATION (dB/km)				TYPICAL APPLICATION
		1310 nm	1383 nm	1550 nm	1625 nm	
Singlemode (NZDS)						
Large Effective Area	AL	-	-	0.30	0.30	DWDM
Singlemode						
Bend-Insensitive	AZ	0.40	0.40	0.30	0.30	SMALL BEND RADIUS

Use the code in the "Fiber Type" column to replace the XX notation in the catalog number shown on the catalog page. This identifies the fiber that will be provided with the cable choice.

The fibers in all completed cables are tested 100% at the factory for attenuation, and each fiber must meet the minimum requirements specified by the customer.

Tight Buffer Distribution Riser Cable

Type OFNR, CSA FT4, Indoor*



CATALOG NUMBER	FIBER COUNT	NO. OF SUB-UNITS	NOMINAL CABLE DIAMETER		NOMINAL CABLE WEIGHT		MAXIMUM TENSILE LOAD			
			IN	mm	LBS/1000'	kg/km	INSTALLATION		IN-SERVICE	
							LBS	N	LBS	N
XX0021PNR	2	—	0.19	5	14	20	225	1000	65	290
XX0061PNR	6	—	0.20	5	18	27	225	1000	65	290
XX0121PNR	12	—	0.25	6	24	36	320	1425	112	500
XX0241P1R	24	4	0.34	9	47	70	330	1425	112	500

XX denotes glass type.

NOTE: More fiber counts are available upon request. See Fiber Optic Catalog for complete product information.

*Not for aerial or direct burial applications.

Tight Buffer Distribution Plenum Cable

Type OFNP, CSA FT6, Indoor*



CATALOG NUMBER	FIBER COUNT	NO. OF SUB-UNITS	NOMINAL CABLE DIAMETER		NOMINAL CABLE WEIGHT		MAXIMUM TENSILE LOAD			
			IN	mm	LBS/1000'	kg/km	INSTALLATION		IN-SERVICE	
							LBS	N	LBS	N
XX0021PNU	2	—	0.17	4	12	17	225	1000	65	290
XX0061PNU	6	—	0.18	5	16	24	225	1000	65	290
XX0121PNU	12	—	0.22	6	23	34	320	1423	112	500
XX0241PNU	24	—	0.32	8	45	67	320	1423	112	500

XX denotes glass type.

NOTE: More fiber counts are available upon request. See Fiber Optic Catalog for complete product information.

*Not for aerial or direct burial applications.

Tight Buffer Distribution Interlock Armored Riser Cable

Type OFCR, CSA FT4, Indoor*



CATALOG NUMBER	FIBER COUNT	NO. OF SUB-UNITS	NOMINAL CABLE DIAMETER		NOMINAL CABLE WEIGHT		MAXIMUM TENSILE LOAD			
			IN	mm	LBS/1000'	kg/km	INSTALLATION		IN-SERVICE	
							LBS	N	LBS	N
XX0021PNR-ILRA	2	—	0.52	13	85	126	550	2447	165	734
XX0041PNR-ILRA	4	—	0.57	14	95	141	550	2447	165	734
XX0061PNR-ILRA	6	—	0.57	14	98	146	550	2447	165	734
XX0121PNR-ILRA	12	—	0.57	14	104	155	550	2447	165	734
XX0241PNR-ILRA	24	—	0.67	17	144	214	550	2447	165	734

XX denotes glass type.

NOTE: More fiber counts are available upon request. See Fiber Optic Catalog for complete product information.

*Not for aerial or direct burial applications.

Tight Buffer Distribution Interlock Armored Plenum Cable

Type OFCP, CSA FT6, Indoor*



CATALOG NUMBER	FIBER COUNT	NO. OF SUB-UNITS	NOMINAL CABLE DIAMETER		NOMINAL CABLE WEIGHT		MAXIMUM TENSILE LOAD			
			IN	mm	LBS/1000'	kg/km	INSTALLATION		IN-SERVICE	
							LBS	N	LBS	N
XX0021PNU-ILPA	2	—	0.49	12	80	119	550	2447	165	734
XX0041PNU-ILPA	4	—	0.49	12	82	122	550	2447	165	734
XX0061PNU-ILPA	6	—	0.49	12	84	125	550	2447	165	734
XX0121PNU-ILPA	12	—	0.49	12	100	149	550	2447	165	734
XX0241PNU-ILPA	24	—	0.59	15	138	205	550	2447	165	734

XX denotes glass type.

NOTE: More fiber counts are available upon request. See Fiber Optic Catalog for complete product information.

*Not for aerial or direct burial applications.

Tight Buffer Distribution Riser Cable

Type OFNR, CSA FT4, Indoor/Outdoor*



CATALOG NUMBER	FIBER COUNT	NO. OF SUB-UNITS	NOMINAL CABLE DIAMETER		NOMINAL CABLE WEIGHT		MAXIMUM TENSILE LOAD			
			IN	mm	LBS/1000'	kg/km	INSTALLATION		IN-SERVICE	
							LBS	N	LBS	N
XX0021ANR.BK	2	—	0.19	5	14	20	300	1334	90	400
XX0061ANR.BK	6	—	0.20	6	18	27	320	1423	96	427
XX0121ANR.BK	12	—	0.25	6	24	36	400	1780	120	534
XX0241ANR.BK	24	—	0.34	9	47	70	320	1425	112	500

XX denotes glass type.

NOTE: More fiber counts are available upon request. See Fiber Optic Catalog for complete product information.

*Not for aerial or direct burial applications.

Tight Buffer Distribution Plenum Cable

Indoor/Outdoor Dry Water Block, Type OFNP, CSA FT6, Indoor/Outdoor*



CATALOG NUMBER	FIBER COUNT	NO. OF SUB-UNITS	NOMINAL CABLE DIAMETER		NOMINAL CABLE WEIGHT		MAXIMUM TENSILE LOAD			
			IN	mm	LBS/1000'	kg/km	INSTALLATION		IN-SERVICE	
							LBS	N	LBS	N
XX0021ANU.BK	2	—	0.17	4	11.7	17.4	300	1334	90	400
XX0061ANU.BK	6	—	0.20	5	16.0	23.8	320	1423	96	427
XX0121ANU.BK	12	—	0.23	6	22.7	33.8	400	1780	120	534
XX0241ANU.BK	24	—	0.32	8	45.0	67	320	1423	112	500

XX denotes glass type.

NOTE: More fiber counts are available upon request. See Fiber Optic Catalog for complete product information.

* Not for aerial or direct burial applications.

Tight Buffer Distribution Interlock Armored Riser Cable

Type OFCR, CSA FT4, Indoor/Outdoor*



CATALOG NUMBER	FIBER COUNT	NO. OF SUB-UNITS	NOMINAL CABLE DIAMETER		NOMINAL CABLE WEIGHT		MAXIMUM TENSILE LOAD			
			IN	mm	LBS/1000'	kg/km	INSTALLATION		IN-SERVICE	
							LBS	N	LBS	N
XX0121ANR-ILRA	12	—	0.57	14	104	155	550	2447	165	734
XX0241ANR-ILRA	24	—	0.67	17	144	214	550	2447	165	734
XX0481A1R-ILRA	48	4	0.99	25	330	491	1000	4448	300	1334
XX0721A1R-ILRA	72	6	1.09	28	422	628	1000	4448	300	1334

XX denotes glass type.

NOTE: More fiber counts are available upon request. See Fiber Optic Catalog for complete product information.

* Not for aerial or direct burial applications.

Tight Buffer Distribution Interlock Armored Plenum Cable

Type OFCP, CSA FT6, Indoor/Outdoor*



CATALOG NUMBER	FIBER COUNT	NO. OF SUB-UNITS	NOMINAL CABLE DIAMETER		NOMINAL CABLE WEIGHT		MAXIMUM TENSILE LOAD			
			IN	mm	LBS/1000'	kg/km	INSTALLATION		IN-SERVICE	
							LBS	N	LBS	N
XX0121ANU-ILPA	12	—	0.49	12	100	149	550	2447	165	734
XX0241ANU-ILPA	24	—	0.59	15	138	205	550	2447	165	734
XX0481ANU-ILPAS	48	4	0.80	20	209	311	1000	4448	300	1334
XX0721ANU-ILPAS	72	6	0.95	24	273	406	1000	4448	300	1334

XX denotes glass type.

NOTE: More fiber counts are available upon request. See Fiber Optic Catalog for complete product information.

* Not for aerial or direct burial applications.

Loose Tube Single Jacket Riser Cable

Type OFNR, CSA, Indoor/Outdoor*



CATALOG NUMBER	FIBER COUNT	NO. OF LOOSE TUBES	NOMINAL CABLE DIAMETER		NOMINAL CABLE WEIGHT		MAXIMUM TENSILE LOAD			
			IN	mm	LBS/1000'	kg/km	INSTALLATION		IN-SERVICE	
							LBS	N	LBS	N
XX0064M1M-DT	6	1	0.36	9	53	80	600	2670	200	890
XX0124M1M-DT	12	2	0.36	9	52	78	600	2670	200	890
XX0244M1M-DT	24	4	0.36	9	51	76	600	2670	200	890

XX denotes glass type.

NOTE: More fiber counts are available upon request. See Fiber Optic Catalog for complete product information.

* Not for aerial or direct burial applications.

Loose Tube Single Jacket Plenum Cable

Type OFNP, CSA FT6, Indoor/Outdoor*



CATALOG NUMBER	FIBER COUNT	NO. OF LOOSE TUBES	NOMINAL CABLE DIAMETER		NOMINAL CABLE WEIGHT		MAXIMUM TENSILE LOAD			
			IN	mm	LBS/1000'	kg/km	INSTALLATION		IN-SERVICE	
							LBS	N	LBS	N
XX0064M1D-DT	6	1	0.31	8	48	71	300	1334	100	445
XX0124M1D-DT	12	2	0.31	8	47	69	300	1334	100	445
XX0244M1D-DT	24	4	0.31	8	44	65	300	1334	100	445

XX denotes glass type.

NOTE: More fiber counts are available upon request. See Fiber Optic Catalog for complete product information.

* Not for aerial or direct burial applications.

Loose Tube Single Jacket Low-Smoke, Zero-Halogen (LSZH) Cable Type OFN/LS, Indoor/Outdoor*



CATALOG NUMBER	FIBER COUNT	NO. OF LOOSE TUBES	NOMINAL CABLE DIAMETER		NOMINAL CABLE WEIGHT		MAXIMUM TENSILE LOAD			
			IN	mm	LBS/1000'	kg/km	INSTALLATION		IN-SERVICE	
							LBS	N	LBS	N
XX0064M1Z	6	1	0.36	9	59	89	600	2670	200	890
XX0124M1Z	12	2	0.36	9	60	89	600	2670	200	890
XX0244M1Z	24	4	0.36	9	61	90	600	2670	200	890

XX denotes glass type.

NOTE: More fiber counts are available upon request. See Fiber Optic Catalog for complete product information.

* Not for direct burial applications.

Tight Buffer Distribution Low-Smoke, Zero-Halogen (LSZH) Cable Type OFNR, CSA FT4, Indoor**



CATALOG NUMBER	FIBER COUNT	NO. OF SUB-UNITS	NOMINAL CABLE DIAMETER		NOMINAL CABLE WEIGHT		MAXIMUM TENSILE LOAD			
			IN	mm	LBS/1000'	kg/km	INSTALLATION		IN-SERVICE	
							LBS	N	LBS	N
XX0061PNZ	6	—	0.20	5	15	22	225	1000	65	290
XX0121PNZ	12	—	0.23	6	21	31	320	1425	112	500
XX0241P1Z	24	4	0.53	13	92	137	800	3560	270	1201

XX denotes glass type.

NOTE: More fiber counts are available upon request. See Fiber Optic Catalog for complete product information.

** Not for aerial or direct burial applications.

Loose Tube Single Jacket Cable

Outdoor*



CATALOG NUMBER	FIBER COUNT	NO. OF LOOSE TUBES	NO. OF FILLERS	NOMINAL CABLE DIAMETER		NOMINAL CABLE WEIGHT		MAXIMUM TENSILE LOAD			
				IN	mm	LBS/1000' ¹	kg/km	INSTALLATION		IN-SERVICE	
								LBS	N	LBS	N
XX0124M1A-DWB	12	1	4	0.44	11.1	55	82	600	2700	180	800
XX0244M1A-DWB	24	2	3	0.44	11.1	55	82	600	2700	180	800
XX0484M1A-DWB	48	4	1	0.44	11.1	55	82	600	2700	180	800
XX0724M1A-DWB	72	6	0	0.47	12.0	66	98	600	2700	180	800

XX denotes glass type.

NOTE: More fiber counts are available upon request. See Fiber Optic Catalog for complete product information.

* Not for aerial or direct burial applications.

Loose Tube Dual Jacket Cable

Outdoor*



CATALOG NUMBER	FIBER COUNT	NO. OF LOOSE TUBES	NO. OF FILLERS	NOMINAL CABLE DIAMETER		NOMINAL CABLE WEIGHT		MAXIMUM TENSILE LOAD			
				IN	mm	LBS/1000' ¹	kg/km	INSTALLATION		IN-SERVICE	
								LBS	N	LBS	N
XX0124H1A-DWB	12	1	4	0.51	13.0	78	116	600	2700	180	800
XX0244H1A-DWB	24	2	3	0.51	13.0	78	116	600	2700	180	800
XX0484H1A-DWB	48	4	1	0.51	13.0	78	116	600	2700	180	800
XX0724H1A-DWB	72	6	0	0.54	13.7	90	134	600	2700	180	800

XX denotes glass type.

NOTE: More fiber counts are available upon request. See Fiber Optic Catalog for complete product information.

Loose Tube Single Jacket Armored Cable

Outdoor*



CATALOG NUMBER	FIBER COUNT	NO. OF LOOSE TUBES	NO. OF FILLERS	NOMINAL CABLE DIAMETER		NOMINAL CABLE WEIGHT		MAXIMUM TENSILE LOAD			
				IN	mm	LBS/1000'	kg/km	INSTALLATION		IN-SERVICE	
								LBS	N	LBS	N
XX0124M1F-DWB	12	1	4	0.48	12.1	91	135	600	2670	180	800
XX0244M1F-DWB	24	2	3	0.48	12.1	91	135	600	2670	180	800
XX0484M1F-DWB	48	4	1	0.48	12.1	91	135	600	2670	180	800
XX0724M1F-DWB	72	6	0	0.54	13.6	109	162	600	2670	180	800

XX denotes glass type.

NOTE: More fiber counts are available upon request. See Fiber Optic Catalog for complete product information.

Loose Tube Dual Jacket Armored Cable

Outdoor*



CATALOG NUMBER	FIBER COUNT	NO. OF LOOSE TUBES	NO. OF FILLERS	NOMINAL CABLE DIAMETER		NOMINAL CABLE WEIGHT		MAXIMUM TENSILE LOAD			
				IN	mm	LBS/1000'	kg/km	INSTALLATION		IN-SERVICE	
								LBS	N	LBS	N
XX0124H1F-DWB	12	1	4	0.59	15.0	128	190	600	2670	180	800
XX0244H1F-DWB	24	2	3	0.59	15.0	128	190	600	2670	180	800
XX0484H1F-DWB	48	4	1	0.59	15.0	128	190	600	2670	180	800
XX0724H1F-DWB	72	6	0	0.63	15.9	143	213	600	2670	180	800

XX denotes glass type.

NOTE: More fiber counts are available upon request. See Fiber Optic Catalog for complete product information.

Quick Reference Applications Guide

General Cable manufactures the most comprehensive line of Carol® Brand Electronic Cables available today for signal & data transmission, security, fire alarm & life safety, sound and audio/video & home entertainment. Our products are readily available for immediate shipment through a network of authorized stocking distributors and distribution centers.

Alarm and Security:

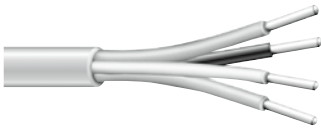
General Cable's Carol® Brand is the right solution for your alarm and security needs. Carol offers as broad an offering as anyone in the industry. Our Alarm & Security Solutions Guide makes it easier to specify and sell the right cables for every application in this ever-growing market.



PART NUMBER	PRODUCT DESCRIPTION	APPLICATIONS
PLENUM UNSHIELDED ALARM AND SECURITY		
E3004S	22/4 Multi-Cond. 7/30TC SHLD CM	<ul style="list-style-type: none"> • Power-Limited Control Circuits • Wiring of Intercom, Security, Audio, Background Music • Suggested Voltage Rating: 300 V
E3032S	18/2 Multi-Cond. 7/30TC SHLD CM	
E3034S	18/4 Multi-Cond. 16/30TC SHLD CM	
E3033S	18/3 Multi-Cond. 16/30TC SHLD CM	
E3042S	16/2 Multi-Cond. 19/30TC SHLD CM	



PLENUM SHIELDED ALARM AND SECURITY		
E2104S	22/4 Multi-Cond. 7/30BC OA SH CMP/CL3P	<ul style="list-style-type: none"> • Power-Limited Control Circuits • Wiring of Intercom, Security, Audio, Background Music • Suggested Voltage Rating: 300 V
E2106S	22/6 Multi-Cond. 7/30BC OA SH CMP/CL3P	
E2202S	18/2 Multi-Cond. 7/26BC OA SH CMP/CL3P	
E2204S	18/4 Multi-Cond. 7/26BC OA SH CMP/CL3P	
E2206S	18/6 Multi-Cond. 7/26BC OA SH CMP/CL3P	



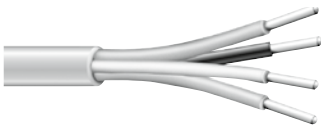
RISER (NON-PLENUM) UNSHIELDED ALARM AND SECURITY		
E1002S	22/2 Multi-Cond. 7/30BC UNSH CMR/CL3R	<ul style="list-style-type: none"> • Power-Limited Control Circuits • Wiring of Intercom, Security, Audio, Background Music • Suggested Voltage Rating: 300 V
E1004S	22/4 Multi-Cond. 7/30BC UNSH CMR/CL3R	
E1032S	18/2 Multi-Cond. 7/26BC UNSH CMR/CL3R	
E1034S	18/4 Multi-Cond. 7/26BC UNSH CMR/CL3R	
E1042S	16/2 Multi-Cond. 19/0117BC UNSH CMR	




RISER (NON-PLENUM) SHIELDED ALARM AND SECURITY		
E2002S	22/2 Multi-Cond. 7/30BC OA SH CMR/CL3R	<ul style="list-style-type: none"> • Power-Limited Control Circuits • Wiring of Intercom, Security, Audio, Background Music • Suggested Voltage Rating: 300 V
E2032S	18/2 Multi-Cond. 7/26BC OA SH CMR/CL3R	
E2033S	18/3 Multi-Cond. 7/26BC OA SH CMR/CL3R	
E2034S	18/4 Multi-Cond. 7/26BC OA SH CMR/CL3R	
E2042S	16/2 Multi-Cond. 19/0117BC OA SH CMR	

Fire Alarm:

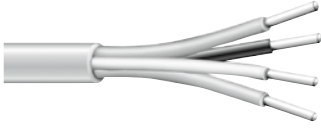
General Cable's offering has expanded from a rather simple and unsophisticated business configured upon large, electromechanical devices to one relying upon the most modern technologies of microprocessor and chip technology. Our Carol® Brand designs have proven themselves in the area of fire system security over time; all are fabricated with solid, bare copper conductors and insulations and jackets of premium-grade PVC. Offered both with and without shields, the former to protect these critical circuits from noise, these cables will provide the latest in available technology for the system installer and contractor.



PART NUMBER	PRODUCT DESCRIPTION	APPLICATIONS
PLENUM UNSHIELDED FIRE ALARM		
E3502S	1/28 Multi-Cond. SBC PVC/NS/FLEX FPLP	<ul style="list-style-type: none"> • Residential Housing • Business and Office Campus Environments • Public Stadiums and Arenas • Airport, Train, Bus and Other Transportation Hubs • Schools, Colleges and Universities • Commercial Buildings
E3504S	18/4 Multi-Cond. SBC PVC/NS/FLEX FPLP	
E3512S	16/2 Multi-Cond. SBC PVC/NS/FLEX FPLP	
E3522S	14/2 Multi-Cond. SBC PVC/NS/FLEX FPLP	
E3532S	12/2 Multi-Cond. SBC PVC/NS/FLEX FPLP	



PLENUM SHIELDED FIRE ALARM		
E3602S	18/2 Multi-Cond. SBC PVC/OA/FLEX FPLP	<ul style="list-style-type: none"> • Residential Housing • Business and Office Campus Environments • Public Stadiums and Arenas • Airport, Train, Bus and Other Transportation Hubs • Schools, Colleges and Universities • Commercial Buildings
E3604S	18/4 Multi-Cond. SBC PVC/OA/FLEX FPLP/CMP	
E3612S	16/2 Multi-Cond. SBC PVC/OA/FLEX FPLP	
E3622S	14/2 Multi-Cond. SBC PVC/OA/FLEX FPLP	
E3632S	12/2 Multi-Cond. SBC PVC/OA/FLEX FPLP/CMP	



RISER (NON-PLENUM) UNSHIELDED FIRE ALARM		
E1502S	18/2 Multi-Cond. SBC UNSH TYPE FPLR	<ul style="list-style-type: none"> • Residential Housing • Business and Office Campus Environments • Public Stadiums and Arenas • Airport, Train, Bus and Other Transportation Hubs • Schools, Colleges and Universities • Commercial Buildings
E1504S	18/4 Multi-Cond. SBC UNSH TYPE FPLR	
E1512S	16/2 Multi-Cond. SBC UNSH TYPE FPLR	
E1522S	14/2 Multi-Cond. SBC UNSH TYPE FPLR	
E1532S	12/2 Multi-Cond. SBC UNSH TYPE FPLR	



RISER (NON-PLENUM) SHIELDED FIRE ALARM		
E2502S	18/2 Multi-Cond. SBC OA SH TYPE FPLR	<ul style="list-style-type: none"> • Residential Housing • Business and Office Campus Environments • Public Stadiums and Arenas • Airport, Train, Bus and Other Transportation Hubs • Schools, Colleges and Universities • Commercial Buildings
E2504S	18/4 Multi-Cond. SBC OA SH TYPE FPLR	
E2522S	16/2 Multi-Cond. SBC OA SH TYPE FPLR	
E2524S	16/4 Multi-Cond. SBC OA SH TYPE FPLR	
E2532S	14/2 Multi-Cond. SBC OA SH TYPE FPLR	

Classics – Comm & Control:

Paired cable designs find frequent application in circuits requiring circuit-to-circuit isolation from noise, minimization of capacitance imbalances and a reduction of EMI interference currents. Circuit separation is further enhanced in those designs employing individual circuit shields in concert with an overall shield. These Carol® Brand shielding systems are available from General Cable in myriad combinations to suit the unique needs of the circuit designer.

* Paired constructions are also available

PART NUMBER	PRODUCT DESCRIPTION	APPLICATIONS
RISER SHIELDED CLASSICS		
C2514A	22/2 Multi-Cond. 7/30TC SHLD CM	<ul style="list-style-type: none"> • Remote & Process Control • Public Address Systems • Building Automation for EIA 232 Serial Applications • HVAC/Lighting
C0763A	22/6 Multi-Cond. 7/30TC SHLD CM	
C2534A	18/2 Multi-Cond. 16/30TC SHLD CM	
C2535A	18/3 Multi-Cond. 16/30TC SHLD CM	
C2543A	18/4 Multi Cond. 19/30TC SHLD CM	
RISER UNSHIELDED CLASSICS		
C6348A	22/2 Multi-Cond. 7/30TC UNSH CM	<ul style="list-style-type: none"> • Remote & Process Control • Public Address Systems • Building Automation for EIA 232 Serial Applications • HVAC/Lighting
C4062A	22/3 Multi-Cond. 7/30TC UNSH CM	
C4063A	22/4 Multi-Cond. 7/30TC UNSH CM	
C6351A	20/2 Multi-Cond. 7/28TC UNSH CM	
C2831A	18/3 Multi-Cond. 16/30TC UNSH CM	
PLENUM SHIELDED CLASSICS		
C3158	22/2 Multi-Cond. 7/30TC PVC/SHLD/FLEX CMP	<ul style="list-style-type: none"> • Remote & Process Control • Public Address Systems • Building Automation for EIA 232 Serial Applications • HVAC/Lighting
C3062	18/2 Multi-Cond. 7/26BC PVC/SHLD/FLEX CMP	
C3063	18/4 Multi Cond. 7/26BC PVC/SHLD/FLEX CMP	
C3065	18/6 Multi-Cond. 7/26BC PVC/SHLD/FLEX CMP	
C3068	16/2 Multi-Cond. 19/0117BC SHLD/FLEX CMP	
PLENUM UNSHIELDED CLASSICS		
C3115	22/2 Multi-Cond. 7/30TC PVC/UNSH/FLEX CMP	<ul style="list-style-type: none"> • Remote & Process Control • Public Address Systems • Building Automation for EIA 232 Serial Applications • HVAC/Lighting
C3112	18/2 Multi-Cond. 7/26BC PVC/UNSH/FLEX CMP	
C3113	18/4 Multi-Cond. 7/26BC PVC/UNSH/FLEX CMP	
C3122	18/8 Multi-Cond. 7/26BC PVC/UNSH/FLEX CMP	
C3128	14/2 Multi-Cond. 19/0147BC UNSH/FLEX CL3P	

Classics – Hi-Temp:

As with the multi-conductor designs, a wide array of insulating and jacketing materials are available to meet specific electronic applications. General Cable's Carol® Brand communication cable products are manufactured to meet the latest UL, CSA and NEC requirements and approvals.

PART NUMBER	PRODUCT DESCRIPTION	APPLICATIONS
MULTI-PAIRED UNSHIELDED HI-TEMP CLASSICS		
C8122	18/1 Multi-Pr. 19/30TC UNSH FLP/PVC CMP	<ul style="list-style-type: none"> • Remote Control Circuits • Process Control and Instrumentation • Suggested Voltage Rating: 300 V
MULTI-PAIRED SHIELDED HI-TEMP CLASSICS		
C8118	24/2 Multi-Pr. 7/32TC SHLD FFEP/PVDF CMP	<ul style="list-style-type: none"> • Remote Control Circuits • Process Control and Instrumentation • Suggested Voltage Rating: 300 V
C8109	22/1 Multi-Pr. 7/30TC SHLD FEP/FEP CMP	
C8103	22/1 Multi-Pr. 7/30TC SHLD FEP/PVDF CMP	
C8101	18/1 Multi-Pr. 19/30TC SHLD FEP/FEP CMP	
C8104	18/1 Multi-Pr. 19/30TC SHLD FEP/PVDF CMP	
C8127	24/1 Multi-Pr. 7/32TC SHLD FEP/PVC CMP	
C8113	24/3 Multi-Pr. 7/32TC SHLD FEP/LSPVC CMP	
C8126	22/1 Multi-Pr. 7/30TC SHLD FEP/PVC CMP	
C8124	22/1 Multi-Pr. 7/30TC SHLD FEP/FEP CMP	
C8123	18/1 Multi-Pr. 19/30TC SHLD FEP/PVC CMP	
MULTI-PAIRED DUAL SHIELDED HI-TEMP CLASSICS		
C8117	24/1 Multi-Pr. 7/32TC FOIL/BRD SHLD FEP/FEP CMP	<ul style="list-style-type: none"> • Remote Control Circuits
C8129	24/2 Multi-Pr. 7/32TC FOIL/BRD SHLD FFEP/PVDF CMP	
MULTI-PAIRED INDIVIDUALLY SHIELDED HI-TEMP CLASSICS		
C8134	24/2 Multi-Pr. 7/32TC ISHLD FFEP/PVC CMP	<ul style="list-style-type: none"> • Remote Control Circuits • Process Control and Instrumentation • Suggested Voltage Rating: 300 V
C8105	22/2 Multi-Pr. 7/30TC ISHLD FEP/PVC CMP	
C8131	22/3 Multi-Pr. 7/30TC ISHLD FEP/PVC CMP	
C8133	22/6 Multi-Pr. 7/30TC ISHLD FEP/PVC CMP	
C8112	22/2 Multi-Pr. 7/30TC ISHLD FEP/FEP CMP	
C8132	22/6 Multi-Pr. 7/30TC ISHLD FEP/FEP CMP	
C8128	24/2 Multi-Pr. 7/32TC ISHLD FFEP/PVDF CMP	
MULTI-CONDUCTOR UNSHIELDED HI-TEMP CLASSICS		
C8102	18/4 Multi-Cond. 19/30TC UNSH FEP/FEP CMP	<ul style="list-style-type: none"> • Process Control and Instrumentation
MULTI-CONDUCTOR SHIELDED HI-TEMP CLASSICS		
C8106	18/3 Multi-Cond. 19/30TC SHLD FEP/FEP CMP	<ul style="list-style-type: none"> • Process Control and Instrumentation
C8114	18/4 Multi-Cond. 19/30TC SHLD FEP/FEP CMP	
MULTI-CONDUCTOR DUAL SHIELDED HI-TEMP CLASSICS		
C8107	18/3 Multi-Cond. 19/30TC FOIL/BRD SHLD FEP/FEP CMP	<ul style="list-style-type: none"> • Remote Control Circuits • Process Control and Instrumentation • Suggested Voltage Rating: 300 V
C8110	18/4 Multi-Cond. 19/30TC FOIL/BRD SHLD FEP/FEP CMP	
C8120	18/6 Multi-Cond. 19/30TC FOIL/BRD SHLD FEP/FEP CMP	
C8111	16/2 Multi-Cond. 19/29TC FOIL/BRD SHLD FEP/FEP CMP	
C8119	16/3 Multi-Cond. 19/29TC FOIL/BRD SHLD FEP/FEP CMP	
C8108	16/6 Multi-Cond. 19/29TC FOIL/BRD SHLD FEP/FEP CMP	

NOTE: Other gauges, colors and packaging are available; contact your General Cable Representative for additional ordering options.

EXZEL®:

EXZEL® High-Endurance Electronic Cables are manufactured with the selection, quality and dependability our customers have come to expect from Carol® Brand. From special jacket colors, print legends and TRU-Mark® sequential footage markings to unique constructions, innovative materials and quality manufacturing, General Cable's expert engineers offer superior service and design assistance.

*Paired constructions are available

*LSZH constructions are available



PART NUMBER	PRODUCT DESCRIPTION	APPLICATIONS
MULTI-CONDUCTOR UNSHIELDED COMMUNICATION AND CONTROL		
C9009A	22/2 Multi-Cond. 7/30TC UNSH CM	<ul style="list-style-type: none"> • Advanced Signal Transmission in Controlled Environments • Medical Instrumentation & Equipment • Consumer Electronic Peripherals • Industrial Process Control Systems • Suitable for EIA-RS-232 Applications
C9010A	22/3 Multi-Cond. 7/30TC UNSH CM	
C9011A	22/4 Multi-Cond. 7/30TC UNSH CM	
C9012A	22/6 Multi-Cond. 7/30TC UNSH CM	
C9013A	22/8 Multi-Cond. 7/30TC UNSH CM	
C9014A	22/10 Multi-Cond. 7/30TC UNSH CM	
C9015A	22/15 Multi-Cond. 7/30TC UNSH CM	
C9018A	20/2 Multi-Cond. 7/28TC UNSH CM	
C9019A	20/3 Multi-Cond. 7/28TC UNSH CM	
C9020A	20/4 Multi-Cond. 7/28TC UNSH CM	
C9021A	20/6 Multi-Cond. 7/28TC UNSH CM	
C9022A	20/8 Multi-Cond. 7/28TC UNSH CM	
C9023A	20/10 Multi-Cond. 7/28TC UNSH CM	
C9024A	20/15 Multi-Cond. 7/28TC UNSH CM	
C9028A	2/18 Multi-Cond. 16/30TC UNSH CM	
C9030A	3/18 Multi-Cond. 16/30TC UNSH CM	
C9031A	4/18 Multi-Cond. 16/30TC UNSH CM	
C9032A	6/18 Multi-Cond. 16/30TC UNSH CM	
C9033A	8/18 Multi-Cond. 16/30TC UNSH CM	
C9034A	10/18 Multi-Cond. 16/30TC UNSH CM	
C9035A	15/18 Multi-Cond. 16/30TC UNSH CM	
C9039A	2/16 Multi-Cond. 19/0117TC UNSH CM	
C9041A	3/16 Multi-Cond. 19/0117TC UNSH CM	
C9042A	4/16 Multi-Cond. 19/0117TC UNSH CM	
C9043A	6/16 Multi-Cond. 19/0117TC UNSH CM	
C9044A	8/16 Multi-Cond. 19/0117TC UNSH CM	
C9045A	10/16 Multi-Cond. 19/0117TC UNSH CM	



PART NUMBER	PRODUCT DESCRIPTION	APPLICATIONS
MULTI-CONDUCTOR SHIELDED COMMUNICATION AND CONTROL		
C9109A	22/2 Multi-Cond. 7/30TC SHLD CM	<ul style="list-style-type: none"> • Advanced Signal Transmission in Controlled Environments • Medical Instrumentation & Equipment • Consumer Electronic Peripherals • Industrial Process Control Systems • Suitable for EIA-RS-232 Applications
C9110A	22/3 Multi-Cond. 7/30TC SHLD CM	
C9111A	22/4 Multi-Cond. 7/30TC SHLD CM	
C9112A	22/6 Multi-Cond. 7/30TC SHLD CM	
C9113A	22/8 Multi-Cond. 7/30TC SHLD CM	
C9114A	22/10 Multi-Cond. 7/30TC SHLD CM	
C9115A	22/15 Multi-Cond. 7/30TC SHLD CM	
C9118A	20/2 Multi-Cond. 7/28TC SHLD CM	
C9119A	20/3 Multi-Cond. 7/28TC SHLD CM	
C9120A	20/4 Multi-Cond. 7/28TC SHLD CM	
C9121A	20/6 Multi-Cond. 7/28TC SHLD CM	
C9122A	20/8 Multi-Cond. 7/28TC SHLD CM	
C9123A	20/10 Multi-Cond. 7/28TC SHLD CM	
C9124A	20/15 Multi-Cond. 7/28TC SHLD CM	
C9127A	18/2 Multi-Cond. 16/30TC SHLD CM	
C9129A	18/3 Multi-Cond. 16/30TC SHLD CM	
C9131A	18/4 Multi-Cond. 16/30TC SHLD CM	
C9132A	18/6 Multi-Cond. 16/30TC SHLD CM	
C9133A	18/8 Multi-Cond. 16/30TC SHLD CM	
C9134A	18/10 Multi-Cond. 16/30TC SHLD CM	
C9135A	18/15 Multi-Cond. 16/30TC SHLD CM	
C9138A	16/2 Multi-Cond. 19/0117TC SHLD CM	
C9140A	16/3 Multi-Cond. 19/0117TC SHLD CM	
C9142A	16/4 Multi-Cond. 19/0117TC SHLD CM	
C9143A	16/6 Multi-Cond. 19/0117TC SHLD CM	
C9144A	16/8 Multi-Cond. 19/0117TC SHLD CM	
C9145A	16/10 Multi-Cond. 19/0117TC SHLD CM	



PART NUMBER	PRODUCT DESCRIPTION	APPLICATIONS
MULTI-CONDUCTOR DUAL SHIELDED COMMUNICATION AND CONTROL		
C9209A	22/2 Multi-Cond. 7/30TC FOIL/BRD SHLD CM	<ul style="list-style-type: none"> • Advanced Signal Transmission in Controlled Environments • Medical Instrumentation & Equipment • Consumer Electronic Peripherals • Industrial Process Control Systems • Suitable for EIA-RS-232 Applications
C9210A	22/3 Multi-Cond. 7/30TC FOIL/BRD SHLD CM	
C9211A	22/4 Multi-Cond. 7/30TC FOIL/BRD SHLD CM	
C9212A	22/6 Multi-Cond. 7/30TC FOIL/BRD SHLD CM	
C9213A	22/8 Multi-Cond. 7/30TC FOIL/BRD SHLD CM	
C9214A	22/10 Multi-Cond. 7/30TC FOIL/BRD SHLD CM	
C9215A	22/15 Multi-Cond. 7/30TC FOIL/BRD SHLD CM	
C9218A	20/2 Multi-Cond. 7/28TC FOIL/BRD SHLD CM	
C9219A	20/3 Multi-Cond. 7/28TC FOIL/BRD SHLD CM	
C9220A	20/4 Multi-Cond. 7/28TC FOIL/BRD SHLD CM	
C9221A	20/6 Multi-Cond. 7/28TC FOIL/BRD SHLD CM	
C9222A	20/8 Multi-Cond. 7/28TC FOIL/BRD SHLD CM	
C9223A	20/10 Multi-Cond. 7/28TC FOIL/BRD SHLD CM	
C9224A	20/15 Multi-Cond. 7/28TC FOIL/BRD SHLD CM	
C9228A	18/2 Multi-Cond. 16/30TC FOIL/BRD SHLD CM	
C9230A	18/3 Multi-Cond. 16/30TC FOIL/BRD SHLD CM	
C9231A	18/4 Multi-Cond. 16/30TC FOIL/BRD SHLD CM	
C9232A	18/6 Multi-Cond. 16/30TC FOIL/BRD SHLD CM	
C9233A	18/8 Multi-Cond. 16/30TC FOIL/BRD SHLD CM	

DBRF Coax for Distributed Antenna Systems (DAS):

The ability to communicate anywhere with wireless devices or cell phones, both indoors and out, continues to be a growing demand that requires Distributed Antenna Systems (DAS). A DAS is a network of spatially separated antennas connected to a transport medium, typically coax or fiber optic cable, that provides wireless service within a building or structure.

PART NUMBER	PRODUCT DESCRIPTION	APPLICATIONS
DBRF COAX		
DBRF100	PVC Jacket - Indoor/Outdoor	<ul style="list-style-type: none"> • 2-way Land Mobile Radios • Wireless Local Area Networks IEEE802.11 • Wireless Local Loop • Wireless Internet (WISP) • Wireless Cable (MMDS) • Wireless Broadband Data • Telemetry • Commercial Buildings • Residential Housing • Business and Office Campus Environments • Public Stadiums and Arenas • Transportation Hubs like Airports, Train Stations and Bus Stations • Primary and Secondary Schools, Universities and Colleges • Governments and Municipalities
DBRF100HF	FR-LSZH Jacket - Indoor/CMR Riser	
DBRF100R	FR-PVC Jacket - Indoor/CMR Riser	
DBRF100P	LS-PVC Jacket - Indoor/CMP Plenum	
DBRF195	Polyethylene Jacket - Indoor/Outdoor	
DBRF195FL	Polyethylene Jacket - Outdoor/Flooded Water-Resistant	
DBRF195HF	FR-LSZH Jacket - Indoor/CMR Riser	
DBRF195R	FR-PVC Jacket - Indoor/CMR Riser	
DBRF195P	LS-PVC Jacket - Indoor/CMP Plenum	
DBRF200	Polyethylene Jacket - Indoor/Outdoor	
DBRF200FL	Polyethylene Jacket - Outdoor/Flooded Water-Resistant	
DBRF200HF	FR-LSZH Jacket - Indoor/CMR Riser	
DBRF200R	FR-PVC Jacket - Indoor/CMR Riser	
DBRF200P	LS-PVC Jacket - Indoor/CMP Plenum	
DBRF240	Polyethylene Jacket - Indoor/Outdoor	
DBRF240FL	Polyethylene Jacket - Outdoor/Flooded Water-Resistant	
DBRF240HF	FR-LSZH Jacket - Indoor/CMR Riser	
DBRF240R	FR-PVC Jacket - Indoor/CMR Riser	
DBRF240P	LS-PVC Jacket - Indoor/CMP Plenum	
DBRF300	Polyethylene Jacket - Indoor/Outdoor	
DBRF300FL	Polyethylene Jacket - Flooded Water-Resistant Outdoor	
DBRF300HF	FR-LSZH Jacket - Indoor/CMR Riser	
DBRF300R	FR-PVC Jacket - Indoor/CMR Riser	
DBRF300P	LS-PVC Jacket - Indoor/CMP Plenum	
DBRF400	Polyethylene Jacket - Outdoor	
DBRF400FL	Polyethylene Jacket - Outdoor/Flooded Water-Resistant	
DBRF400HF	FR-LSZH Jacket - Indoor/CMR Riser	
DBRF400R	FR-PVC Jacket - Indoor/CMR Riser	
DBRF400P	PVDF Jacket - Indoor/CMP Plenum - 150C	



NOTE: Fiber/Power Composite Cables, as well as other gauges, colors and packaging, are available. Contact your General Cable representative for additional options.

Coax:

General Cable offers a complete line of Carol® Brand Coaxial Cables for today's sophisticated high-speed, wide-bandwidth electronics products that run over long distances with minimal signal loss or degradation.



PART NUMBER	PRODUCT DESCRIPTION	APPLICATIONS
C5775	18/1 RG6/U FL+60%AL/BRD SHLD CL2/CM	• CATV • MATV
C5886	18/1 RG6/U FL+60%AL/BRD SHLD CMR	
C5785	18/1 RG6/U QUAD SHLD CL2/CM	
C5889	18/1 RG6/U QUAD SHLD RISER	
C1156	26/1 RG174U 88%TC/BRD SHLD	
C3524	18/1 RG6/U FL+80%AL/BRD SHLD CL2P/CMP	
C3525	18/1 RG6/U QUAD SHLD CL2P/CMP	
C3521	18/1 RG6/U FL+95%TC/BRD SHLD HD/ETL/CMP	
C3528	14/1 RG11/U FL+60%AL/BRD SHLD CL2P	
C3529	14/1 RG11/U QUAD SHLD CL2P	
C8029	18+1PR18 RG6/U CCTV/CM/CL2	• CCTV • RF/Broadcast • HDTV
C8028	20+1PR18 RG59/U CCTV/CM/CL2	
C1142	20/1 RG59/U 95%BC/BRD SHLD CL2/CM	
C1166	20/1 RG58/U 95%TC/BRD SHLD JAN-C-17A	
C8030	20+1PR18 RG59/U CCTV PLENUM	• CCTV • HDTV
495025	18/1 RG6/U FL+95%TC/BRD SHLD HD/SDI/CMP	
495028	20/1 RG59/U 95%BC/BRD SHLD CMP	
495027	14/1 RG11/U FL+95%TC/BRD SHLD PVDF CMP	
495015	14/1 RG11/U 95%BC/BRD SHLD PVDF CMP	

Access Control:

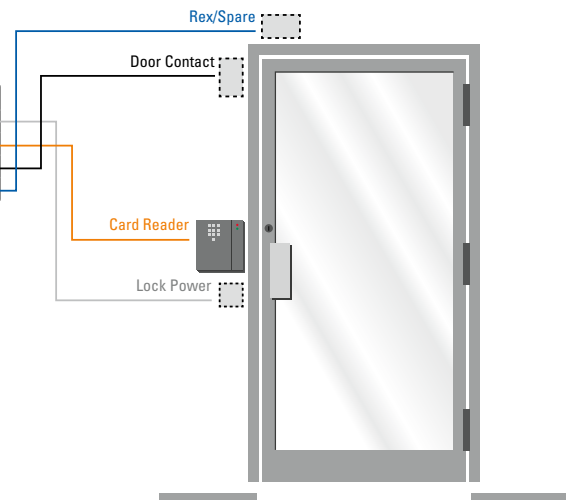
When your job requires Access Control cable, think of Carol® Brand cables first. We manufacture over 1,000 standard electronic cables that we can ship direct from stock, and we have the technical staff and design expertise to meet any customer cable requirement. The cables are installer friendly, as they save time and money on installation. With multiple cables under one jacket, time is saved in preparation and setup, pulling and termination.



PART NUMBER	PRODUCT DESCRIPTION	APPLICATIONS
4EPL1S	4 Elements 1 Shielded Overall Jacket Access Control Plenum	• Card Readers • Door Contacts • Lock Power • Retinal Scanner in Commercial Buildings
4EPL4S	4 Shielded Elements Overall Jacket Access Control Plenum	
4ERS1S	4 Elements 1 Shielded Overall Jacket Access Control Riser	
4ERS4S	4 Shielded Elements Overall Jacket Access Control Riser	


JACKET COLOR CODING & COMPONENT APPLICATION

JACKET COLOR	COMPONENT	CABLE TYPE	APPLICATION
Gray	1	4 Conductor, 18 AWG	Lock Power
Orange	2	3 Pair, 22 AWG	Card Reader
White	3	2 Conductor, 22 AWG	Door Contact
Blue	4	4 Conductor, 22 AWG	Rex/Spare



Low Skew 4 Pair® UTP Cables:

General Cable's Carol® Brand Low Skew UTP Cables are manufactured for your RGB video and Digital CCTV camera needs. While the basic elements of the Low Skew Cables construction are similar to a UTP Cable (Category cable) used for data transmission, the design of the pair twists is the secret to delivering information in a manner necessary for streaming high-quality video.



PART NUMBER	PRODUCT DESCRIPTION	APPLICATIONS
E3842S CMP	24 AWG 4 Pair UTP, Plenum	<ul style="list-style-type: none"> • Suitable for RGB Video Applications • Digital CCTV Cameras
E1842S CMR	24 AWG 4 Pair UTP, Riser	
E3843S CMP	23 AWG 4 Pair UTP, Plenum	
E1843S CMR	23 AWG 4 Pair UTP, Riser	

Commodore® (Armored):

For cable upgrades or installations, the offshore industry is focusing on network performance and increased bandwidth potential that will last for years. Commodore Coaxial communication and video monitoring LSZH constructions are used in control and coaxial communication applications where performance is critical.



PART NUMBER	PRODUCT DESCRIPTION	APPLICATIONS
EO24P0022188	24/2P RS485 COMMODORE ABS SHPBRD	<ul style="list-style-type: none"> • Oil, Gas and Petrochemical Applications • Deeper Drilling for Natural Gas and Resources in Extremes • Offshore Rigs • Production Platforms • FPSOs and Ships • Stabilization and Directional Drilling • Shipboard Applications Only
EO24P0022186	24/2P RS422 COMMODORE ABS SHPBRD	
EO24P0042186	24/4P RS422 COMMODORE ABS SHPBRD	
EO24P0082186	24/8P RS422 COMMODORE ABS SHPBRD	
ZO16P0022189	16/2P COMMODORE DEVICENET ABS SHPBRD	
CO18C0012170	18/1P RG6/U COMMODORE ABS SHPBRD	
CO14C0012170	14/1P RG11/U COMMODORE ABS SHPBRD	
CO21C0012170	21/1P RG58/U COMMODORE ABS SHPBRD	
CO20C0012170	20/1P RG59/U COMMODORE ABS SHPBRD	
CO13C0012170	13/1P RG213/U COMMODORE ABS SHPBRD	
EO18P0015337	18/1P COMMODORE FIELDBUS ABS SHPBRD	
EO18P0025337	18/2P COMMODORE FIELDBUS ABS SHPBRD	
EO18P0055337	18/5P COMMODORE FIELDBUS ABS SHPBRD	
EO22P0011203	22/1P COMMODORE PROFIBUS ABS SHPBRD	



Commercial A/V Solutions

Since 1981, Gepco® has been committed to the development and manufacture of cable and connectivity products for the broadcast and professional A/V markets. Through continual involvement in technology and by listening closely to its customers, Gepco has developed a collection of unique and innovative solutions for the professional broadcast market. Now, Gepco extends this exceptional quality and excellence—that has delivered confidence and performance to the broadcast industry—into commercial applications.

Excellence starts with innovative design. Produced with the same technology and process control utilized in the manufacture of cables for broadcast applications, the **Gepco® Brand Commercial A/V** line provides an unrivaled level of performance to the Commercial A/V Market. With integrated design, manufacturing, and quality control, Gepco delivers exceptional electrical and mechanical specifications to meet or exceed the requirements for the leading-edge audio, video, data and control formats found in Commercial A/V systems.

When demanding Commercial A/V applications require a pure, undiluted signal for exceptional results, Gepco Brand is the solution.



Custom Assembly Capabilities

Gepco's complete range of cable assemblies are made from an extensive line of Gepco® Brand audio and video products. Gepco Audio, Video and Custom Assemblies are hand-terminated in the U.S.A. with premium connectors and may be produced in standard or custom configurations.



Cable Types for Almost Any Application

Our audio and video assemblies can be manufactured from almost any of Gepco's broad range of cables and industry-standard connectors. From microphone cables to component video snakes, Gepco provides cable assembly solutions for almost any commercial audio or video application.



Standard and Custom Capabilities

Each assembly is built to order, therefore, cable assemblies may easily be produced in custom configurations. Custom pin-outs and lengths can be made just as easily as standard configurations. This allows for proper interfacing with a variety of connector options while providing a clean installation devoid of excess cable.

Video Cable

The visual image is the core of any video system. Modern high resolution and High Definition video formats now demand an even greater degree of quality and bandwidth from the cable interconnect system. To bring a higher level of performance to commercial video applications, the Gepco® Brand commercial line of video cables are made using the same techniques and materials used in professional, studio-grade video coax. Every Gepco Brand video cable is built to exacting electrical and mechanical specifications then comprehensively tested and verified. As a result, the video image is transmitted with minimal loss or errors, delivering exceptionally true and clear images. Through precision, Gepco Brand video cables deliver your clearest vision.



Plenum Cable Solution	Non-Plenum Cable Solution	Description
Broadband Coax - CATV - MATV - DBS (Color Code Chart A)		
C3524	C5886	RG 6 18 AWG Solid CCS, Bonded Foil, 80% AL Braid CMP/60% AL Braid CMR, PVC Natural CMP/Black CMR
C3525	C5889	RG 6 18 AWG Solid CCS, Quad-Shield Dual Foil, 60%/40% AL Braid, PVC Natural CMP/Black CMR
495027	395029	RG 11 14 AWG Solid BC, Dual Foil, 95% TC Braid, PVDF Natural CMP/PVC Black or White CMR
C3529	C5044	RG 11 14 AWG Solid CCS, Quad-Shield Dual Foil, 60%/40% AL Braid, PVDF White CMP/PVC Black CM
High Definition Coax - HDTV - Serial Digital Interface - SDI (Color Code Chart B)		
VSD2001TS	VSD2001	RG 6 18 AWG Solid BC, Foil, 95% TC Braid, PVC White CMP/Black, Brown, Red, Orange, Yellow, Green, Blue, Violet, Gray or White CMR
VHD1100TK	VHD1100	RG 11 14 AWG Solid BC, Foil, 95% TC Braid, PVDF White CMP/PVC Black CMR
VPM2000TS	VPM2000	RG 59 20 AWG Solid BC, Foil, 95% TC Braid, PVC White CMP/Black, Brown, Red, Orange, Yellow, Green, Blue, Violet, Gray or White CMR
VDM230TS	VDM230	Mini 23 AWG Solid BC, Foil, 95% TC Braid, PVC Black or White CMP/Black, Brown, Red, Orange, Yellow, Green, Blue, Violet, Gray or White CMR
	VDM250	Mini 25 (7x33) AWG BC, Foil, 95% TC Braid, PVC Black CMR
	VDM250D*	Dual Coax Mini 25 (7x33) AWG BC, Foil, 95% TC Braid, PVC Black (*Not UL Rated)
Component Video RGB Coax Cable (Color Code Chart B)		
SV253SP	SV253SR	3 Coax Mini 25 AWG Solid BC, Foil, 95% TC Braid, Red, Green Blue, Outer Jacket PVC White CMP/Black CMR
SV254SP	SV254SR	4 Coax Mini 25 AWG Solid BC, Foil, 95% TC Braid, Red, Green, Blue, Yellow, Outer Jacket PVC White CMP/Black CMR
SV255SP	SV255SR	5 Coax Mini 25 AWG Solid BC, Foil, 95% TC Braid, Red, Green, Blue, Yellow, White, Outer Jacket PVC White CMP/Black CMR
	SV256SR	6 Coax Mini 25 AWG Solid BC, Foil, 95% TC Braid, Red, Green, Blue, Yellow, White, Black, Outer Jacket PVC Black CMR
	SV253STR	3 Coax Mini 25 (7x33) AWG BC, Foil, 95% TC Braid, Red, Green, Blue, Outer Jacket TPE Black CM
	SV254STR	4 Coax Mini 25 (7x33) AWG BC, Foil, 95% TC Braid, Red, Green, Blue, Yellow, Outer Jacket TPE Black CM
	SV255STR	5 Coax Mini 25 (7x33) AWG BC, Foil, 95% TC Braid, Red, Green, Blue, Yellow, White, Outer Jacket TPE Black CM
	SV256STR	6 Coax Mini 25 (7x33) AWG BC, Foil, 95% TC Braid, Red, Green, Blue, Yellow, White, Black, Outer Jacket TPE Black CM
	VS32001	3 Coax RG 6 18 AWG Solid BC, Foil, 95% TC Braid, Red, Green, Blue, Outer Jacket TPE Black CMR
	VS42001	4 Coax RG 6 18 AWG Solid BC, Foil, 95% TC Braid, Red, Green, Blue, Yellow, Outer Jacket TPE Black CMR
	VS52001	5 Coax RG 6 18 AWG Solid BC, Foil, 95% TC Braid, Red, Green, Blue, Yellow, White, Outer Jacket TPE Black CMR
	VS62001*	6 Coax RG 6 18 AWG Solid BC, Foil, 95% TC Braid, Red, Green, Blue, Yellow, White, Black, Outer Jacket TPE Black (*Not UL Rated)
Composite Cable - Video + Audio or Data (Color Code Chart B)		
RGB62TS		6 Coax Mini 26 (7x34) AWG TC, Foil, 95% TC Braid, Red, Green, Blue, Yellow, White, Black + 22 (7x30) AWG TC 2 Pr, Outer Jacket PVC White CL2P
	RGB62	6 Coax Mini 26 AWG Solid BC, Foil, 95% TC Braid, Red, Green, Blue, Yellow, White, Black + 24 (7x32) AWG TC 2 Pr, Outer Jacket Flexible TPE Black CM
RGB644TS		6 Coax Mini 26 (7x34) AWG TC, Foil, 95% TC Braid, Red, Green, Blue, Yellow, White, Black + 26 (7x34) AWG TC 4 Pr + 4 Power 20 (7x28) AWG TC, Outer Jacket PVC White CL2P
	RGB644	6 Coax Mini 26 AWG Solid BC, Foil, 95% TC Braid, Red, Green, Blue, Yellow, White, Black + 26 (7x34) AWG TC 4 Pr + 4 Power 20 (7x28) AWG TC, Outer Jacket Flexible TPE Black CM
	256VT9C5	6 Coax Mini 25 AWG Solid BC, Foil, 95% TC Braid, Red, Green, Blue, Yellow, White, Black + 1 Cat 5e, Outer Jacket TPE Black CM
	VA2/2TP*	2 Coax Mini 25 (7x33) BC, Foil, 95% TC Braid, Black, White + 22 (7x30) AWG TC 2 Pr, Outer Jacket TPE Black (*Not UL Rated)
	VA2/3TP*	2 Coax Mini 25 (7x33) BC, Foil, 95% TC Braid, Black, White + 22 (7x30) AWG TC 3 Pr, Outer Jacket TPE Black (*Not UL Rated)
	VA2/3*	2 Coax 20 AWG Solid BC, Foil, 95% TC Braid, Black, White + 22 (7x30) AWG TC 3 Pr, Outer Jacket TPE Black (*Not UL Rated)
	VA2/4*	2 Coax 20 AWG Solid BC, Foil, 95% TC Braid, Black, White + 22 (7x30) AWG TC 4 Pr, Outer Jacket TPE Black (*Not UL Rated)
	VA2/5*	2 Coax 20 AWG Solid BC, Foil, 95% TC Braid, Black, White + 22 (7x30) AWG TC 5 Pr, Outer Jacket TPE Black (*Not UL Rated)
Low Skew Video Cable (Color Code Chart A)		
E3842S	E1842S	4 UTP 24 AWG Solid BC 2.2nS/100m, PVC Green CMP/Maroon CMR
E3843S	E1843S	4 UTP 23 AWG Solid BC 2.2nS/100m, PVC Green CMP/Maroon CMR
CCTV - Coax (Color Code Chart A)		
495035	395011	RG 6 18 AWG Solid BC, 95% BC Braid, PVC Natural CMP/Black or White CMR
495028	C1142	RG 59 20 AWG Solid BC, 95% BC Braid, PVC Natural CMP/Black CM
	C8025	Siamese RG 59 22 AWG BC, 95% BC Braid + 22 (7x30) AWG, Foil, PVC Black CM
C8030	C8028	Siamese RG 59 20 AWG Solid BC, 95% BC Braid + 18 (7x26) AWG UTP, PVC Natural CMP/Black CM
50 Ω Coax (Color Code Chart A)		
	C5779	50 Ω RG 58 20 (19x32) AWG TC, Bonded Foil, 81% TC Braid, PVC Gray CM



Every component in an audio system is crucial, especially for the integrity and quality of the cable interconnections. The audio cable directly affects the power distribution, imaging and response of the audio signal. Through utilization of premium-grade compounds, high-purity copper conductors and precision tolerances, the Gepeco® Brand commercial line of audio cables reduces loss, minimizes noise and ensures a true, clear and accurate signal transfer from microphone signal inputs all the way through to speaker outputs.

Cable Solution Description

Microphone Cable (Color Code Chart B)

MM1024*	26 (30x40) AWG TC 4 Cond, 95% TC Braid, Quad Star, PVC Black (*Not UL Rated)
MP1201*	24 (41x40) AWG BC 4 Cond, 95% TC Braid, Quad Star, PVC Black (*Not UL Rated)
MP1022*	24 (41x40) AWG TC 2 Cond, 95% TC Braid, PVC Black (*Not UL Rated)
M1042*	20 (26x34) AWG TC 2 Cond 95% TC Braid, TPE Black (*Not UL Rated)

Guitar/Musical Instruments Cables - Low Capacitance (Color Code Chart B)

GLC20*	20 (41x36) AWG BC 1 Cond 95% BC Braid, PVC Black (*Not UL Rated)
--------	--

Plenum Cable Solution Non-Plenum Cable Solution Description

High-Grade Line Level Audio (Color Code Chart A)

SSS222P	SSS222R	22 (7x30) AWG BC 1 Pr, Foil Shield, PVC Natural CMP/Gray CMR
SSS202P	SSS202R	20 (7x28) AWG BC 1 Pr, Foil Shield, PVC Natural CMP/Gray CMR

Premium Line Level Audio (Color Code Chart B)

72401EZ	24 (7x32) AWG TC 1 Pr, Foil Shield, PVC Multiple Colors CM	
61801HS	61801EZ	22 (7x30) AWG TC 1 Pr, Foil Shield, PVC White CMP/Multiple Colors CMR

Line Level Audio Snake (Color Code Chart B)

GA72402GFC	24 (7x32) AWG TC 2 Pr, Ind Shielded, TPE Black CM	
GA72404GFC	24 (7x32) AWG TC 4 Pr, Ind Shielded, TPE Black CM	
GA72408GFC	24 (7x32) AWG TC 8 Pr, Ind Shielded, TPE Black CM	
GA72412GFC	24 (7x32) AWG TC 12 Pr, Ind Shielded, TPE Black CM	
GA72416GFC	24 (7x32) AWG TC 16 Pr, Ind Shielded, TPE Black CM	
GA72426GFC	24 (7x32) AWG TC 26 Pr, Ind Shielded, TPE Black CM	
GA72432GFC	24 (7x32) AWG TC 32 Pr, Ind Shielded, TPE Black CM	
GA61802GFC	22 (7x30) AWG TC 2 Pr, Ind Shielded, TPE Blue CMR	
6604HS	GA61804GFC	22 (7x30) AWG TC 4 Pr, Ind Shielded, PVC White CMP/TPE Blue CMR
6606HS	GA61806GFC	22 (7x30) AWG TC 6 Pr, Ind Shielded, PVC White CMP/TPE Blue CMR
6608HS	GA61808GFC	22 (7x30) AWG TC 8 Pr, Ind Shielded, PVC White CMP/TPE Blue CMR
6612HS	GA61812GFC	22 (7x30) AWG TC 12 Pr, Ind Shielded, PVC White CMP/TPE Blue CMR
	GA61816GFC	22 (7x30) AWG TC 16 Pr, Ind Shielded, TPE Blue CMR
	GA61820GFC	22 (7x30) AWG TC 20 Pr, Ind Shielded, TPE Blue CMR
	GA61826GFC	22 (7x30) AWG TC 26 Pr, Ind Shielded, TPE Blue CMR
	GA61832GFC	22 (7x30) AWG TC 32 Pr, Ind Shielded, TPE Blue CMR

AES EBU Digital Audio (Color Code Chart B)

DS601	26 (7x34) AWG TC 1 Pr, Foil Shield, PVC Black CM	
DS601D	26 (7x34) AWG TC 2 Pr Zip, Foil Shield, PVC Black/Red Stripe CM	
DS604	26 (7x34) AWG TC 4 Pr, Foil Shield, Outer Jacket TPE Black CM	
DS608	26 (7x34) AWG TC 8 Pr, Foil Shield, Outer Jacket TPE Black CM	
DS612	26 (7x34) AWG TC 12 Pr, Foil Shield, Outer Jacket TPE Black CM	
DS616	26 (7x34) AWG TC 16 Pr, Foil Shield, Outer Jacket TPE Black CM	
DS624	26 (7x34) AWG TC 24 Pr, Foil Shield, Outer Jacket TPE Black CM	
DS401TS	DS401	24 (7x32) AWG TC 1 Pr, Foil Shield, PVC White CMP/Black or Violet CMR
	DS401D	24 (7x32) AWG TC 2 Pr, Zip Foil Shield, PVC Violet with Red Stripe CMR
	DS404	24 (7x32) AWG TC 4 Pr, Foil Shield, Outer Jacket TPE Violet CMR
	DS408	24 (7x32) AWG TC 8 Pr, Foil Shield, Outer Jacket TPE Violet CMR
	DS412	24 (7x32) AWG TC 12 Pr, Foil Shield, Outer Jacket TPE Violet CMR

Plenum Cable Solution Riser Cable Solution Description

Speaker and Control Cable - Unshielded (Color Code Chart A)

SSU182P	SSU182R	18 (7x26) AWG BC 2 Cond, PVC Natural or Gray CMP/Gray CMR
SSU162P	SSU162R	16 (19x29) AWG BC 2 Cond, PVC Natural or Gray CMP/Gray CMR
SSU142P	SSU142R	14 (19x27) AWG BC 2 Cond, PVC Natural or Gray CL3P/Gray CL3R
SSU122P	SSU122R	12 (19x25) AWG BC 2 Cond, PVC Natural or Gray CL3P/Gray CL3R
SSU102P	SSU102R	10 (65x28) AWG BC 2 Cond, PVC Natural or Gray CL3P/Gray CL2R
SSU224P	SSU224R	22 (7x30) AWG BC 4 Cond, PVC Natural or Gray CMP/Gray CMR
SSU204P	SSU204R	20 (7x28) AWG BC 4 Cond, PVC Natural or Gray CMP/Gray CMR
SSU184P	SSU184R	18 (7x26) AWG BC 4 Cond, PVC Natural or Gray CMP/Gray CMR
SSU164P	SSU164R	16 (19x29) AWG BC 4 Cond, PVC Natural or Gray CMP/Gray CMR
SSU144P	SSU144R	14 (19x27) AWG BC 4 Cond, PVC Natural or Gray CL3P/Gray CL3R
SSU124P	SSU124R	12 (19x25) AWG BC 4 Cond, PVC Natural or Gray CL3P/Gray CL3R
SSU226P	SSU226R	22 (7x30) AWG BC 6 Cond, PVC Natural or Gray CMP/Gray CMR

Speaker and Control Cable - Shielded (Color Code Chart A)

SSS182P	SSS182R	18 (7x26) AWG BC 2 Cond, Foil Shield, PVC Natural or Gray CMP/Gray CMR
SSS162P	SSS162R	16 (19x29) AWG BC 2 Cond, Foil Shield, PVC Natural or Gray CMP/Gray CMR
SSS142P	SSS142R	14 (19x27) AWG BC 2 Cond, Foil Shield, PVC Nat or Gray CL3P/Gray CL3R
SSS122P	SSS122R	12 (19x25) AWG BC 2 Cond, Foil Shield, PVC Nat or Gray CL3P/Gray CL3R
SSS224P	SSS224R	22 (7x30) AWG BC 4 Cond, Foil Shield, PVC Natural or Gray CMP/Gray CMR
SSS204P	SSS204R	20 (7x28) AWG BC 4 Cond, Foil Shield, PVC Natural or Gray CMP/Gray CMR
SSS184P	SSS184R	18 (7x26) AWG BC 4 Cond, Foil Shield, PVC Natural or Gray CMP/Gray CMR
SSS164P	SSS164R	16 (19x29) AWG BC 4 Cond, Foil Shield, PVC Natural or Gray CMP/Gray CMR
SSS144P	SSS144R	14 (19x27) AWG BC 4 Cond, Foil Shield, PVC Nat or Gray CL3P/Gray CL3R
SSS124P	SSS124R	12 (19x27) AWG BC 4 Cond, Foil Shield, PVC Nat or Gray CL3P/Gray CL3R
SSS226P	SSS226R	22 (7x30) AWG BC 6 Cond, Foil Shield, PVC Natural or Gray CMP/Gray CMR

Cable Solution Description

Speaker Cable - Unshielded Indoor/Outdoor Direct Burial - OFC (Color Code Chart A)

SSPUB162	16 (65x34) AWG OFC BC 2 Cond, PVC White or Black CM/CL3/PLTC
SSPUB142	14 (105x34) AWG OFC BC 2 Cond, PVC White, Violet or Black CL3/PLTC
SSPUB164	16 (65x34) AWG OFC BC 4 Cond, PVC Teal CM/CL3/PLTC
SSPUB144	14 (105x34) AWG OFC BC 4 Cond, PVC Blue CL3/PLTC

Speaker Cable - Unshielded Indoor/Outdoor Direct Burial (Color Code Chart A)

SSUB162	16 (65x34) AWG BC 2 Cond, PVC White or Black CM/CL3
SSUB142	14 (41x30) AWG BC 2 Cond, PVC White or Black CL3
SSUB122	12 (105x32) AWG BC 2 Cond, PVC White or Black CL3
SSUB164	16 (65x34) AWG BC 4 Cond, PVC White or Black CL3
SSUB144	14 (41x30) AWG BC 4 Cond, PVC White or Black CL3
SSUB124	12 (105x32) AWG BC 4 Cond, PVC White or Black CL3

Cable Solution Description

Speaker Cable - High Definition - OFC (Color Code Chart B)

GSC1220FC*	12 (259x36) AWG OFC BC, Zip, PVC Transparent (*Not UL Rated. Not for use within walls.)
GSC1020FC*	10 (423x36) AWG OFC BC, Zip, PVC Transparent (*Not UL Rated. Not for use within walls.)

Automation & Lighting Control Cable

The cabling backbone of any automation and lighting control system must meet an exceptionally high performance level to ensure that the system operates reliably and at full data rates. Produced in a variety of specialized and general purpose designs, Gepco® Brand automation and lighting control cables deliver solutions for a multitude of cross-platform and manufacturer-specific standards and systems. As with all other Gepco Brand cables, each cable is a leading-edge design and features comprehensive quality verification to deliver the foundation and bandwidth for commercial automation and control system integration.

Plenum Cable Solution **Non-Plenum Cable Solution** **Description**

Digital Media Cables

CT504/SDMP	CT504/SDM	Multimedia Cat5e Cable for Use with Crestron® Systems - 24 AWG BC 4 Pr, Foil Shield, PVC Blue, White or Black CMP/PVC Blue, White or Black CMR
CT104/SDMP	CT104/SDM	Multimedia Cat6A Cable for Use with Crestron® Systems - 23 AWG BC 4 Pr, Foil Shield, PVC Blue, White or Black CMP/PVC Blue, White or Black CMR

Automation Control Cables

18/22AXLP	18/22AXL	For Use with AMX® Systems - 22 (7x30) AWG BC 1 Pr, Foil Shield +18 (7x26) AWG BC 1 Pr, Unshielded, PVC Black CMP/Black CL3R/FT-4
18/22CRTP	18/22CRT	For Use with Crestron® Systems - 22 (7x30) AWG BC 1 Pr, Foil Shield +18 (7x26) AWG BC 1Pr, Unshielded, PVC Blue with Yellow Stripe CMP/CL3R,FT-4
	18/22CCT	Hybrid Cables for Use with Crestron® Systems - 1 18/22CRT + 1 Cat5e, PVC Teal with Red Stripe CL3/FT-4
	18/22CCD	Hybrid Cables for Use with Crestron® Systems - 1 18/22CRT + 2 Cat5e, PVC Teal with Black Stripe CL3/FT-4
	18/22CCQ	Hybrid Cables for Use with Crestron® Systems - 1 18/22CRT + 4 Cat5e, PVC Teal with White Stripe CL3/FT-4
	18/22CDC	Hybrid Cables for Use with Crestron® Systems - 1 18/22CRT + 2 Cat5e + 2 RG 6 Quad Coax, PVC Teal with Orange Stripe CL3/FT-4
	164NCAT	Keypad Volume Control - 16 (65x34) AWG BC 4 Cond + 1 Cat5e, PVC Teal with Gray Stripe CM/CL3
	144NCAT	Keypad Volume Control - 14 AWG (105x34) BC 4 Cond + 1 Cat5e, PVC Blue with Gray Stripe CM/CL3

Lighting Control Cables

164LTCH	Control Station Cable for Use with LiteTouch® Systems - 16 (65x34) AWG BC 4 Cond, PVC Orange CL3/PLTC
224SLTCH	Enclosure & Module Cable for Use with LiteTouch® Systems - 22 (7x30) AWG BC 4 Cond, Foil Shield, PVC Green CM/CL3
182LUTDS	Power Cable for Use with Lutron® Homeworks® Systems - 18 (7x26) AWG BC 2 Cond, Foil Shield, PVC Blue with Pink Stripe TC
184LUTDS	Power Cable for Use with Lutron® Homeworks® Systems - 18 (7x26) AWG BC 4 Cond, Foil Shield, PVC Blue with White Stripe TC
18/22KYP	Keypad Cable for Use with Lutron® Homeworks® Systems - 22 (7x30) AWG BC 1 Pr, Foil Shield + 18 (16x30) AWG BC 1 Pr, PVC Blue with Yellow Stripe CM/CL3
12/22LGRX	Control Cable for Use with Lutron® GRAFIK Eye® Systems -22 (7x30) AWG BC 1 Pr, Foil Shield +12 (19x25) AWG BC 1 Pr+Ground, PVC Blue with Blue Stripe CM/CL3
18/22GFE	Control Cable for Use with Lutron® GRAFIK Eye® Systems - 22 (7x30) AWG BC 1 Pr, Foil Shield + 18 (16x30) AWG BC 1 Pr, PVC Blue with Green Stripe CM/CL3
16/18SVA	Hybrid Cable for Use with Lutron® Sivoia® Systems - 18 (16x30) AWG BC 4 Cond, Foil Shield+16 (26x30) AWG BC 2 Cond + Ground, PVC Blue with Red Stripe CM/CL3
16/18SVAP	Hybrid Cable for Use with Lutron® Sivoia® Systems - 18 (16x30) AWG BC 4 Cond, Foil Shield +16 (26x30) AWG BC 2 Cond+Ground, PVC Natural with Red Stripe CL3P/CMP
162VANT65	Power & Data Cable for Use with Vantage® Systems - 16 (65x34) AWG BC 2 Cond, PVC Violet with Yellow Stripe CL3/CM/TC

DMX Lighting Control Cables

DLC124	DMX Lighting Control - 24 (7x32) AWG TC 1 Pr, Foil, 90% TC Braid, TPE Black
DLC224	DMX512 Lighting Control - 24 (7x32) AWG TC 2 Pr, Foil, 90% TC Braid, TPE Black
DLC122	DMX Lighting Control - 22 (7x30) AWG TC 1 Pr, Foil, 90% TC Braid, PU Black
DLC222	DMX512 Lighting Control - 22 (7x30) AWG TC 2 Pr, Foil, 90% TC Braid, PU Black

AMX® is a registered trademark of AMX LLC. • Crestron® is a registered trademark of Crestron Electronics, Inc. • LiteTouch® is a registered trademark of LiteTouch, Inc. • Lutron® is a registered trademark of Lutron Electronics Co., Inc. • Homeworks® is a registered trademark of Lutron Electronics Co., Inc. • GRAFIK Eye® is a registered trademark of Lutron Electronics Co., Inc. • Sivoia® is a registered trademark of Lutron Electronics Co., Inc. • Vantage® is a registered trademark of Legrand Home Systems, Inc.

Special constructions and technical data sheets available by request.

Put-Ups and Jacket Color Codes
 Example: SAPS124.XX.YY (XX= Put Up and YY=Jacket Color)

Put-Up Codes		Jacket Color Code A		Jacket Color Code B	
25	500 Ft. Pull Pac	01	Black	0	Black
30	1000 Ft. Pull Pac	02	White	1	Brown
38	500 Ft. Reel	06	Green	2	Red
41	1000 Ft. Reel	14	Blue	3	Orange
99	Bulk	19	Violet	4	Yellow
		86	Natural	5	Green
		B9	Teal	6	Blue
				7	Violet
				8	Gray
				9	White

*Put-up and jacket color code options vary by part number.
 **Refer to Cable Chart Headers to determine Color Code A, B or none.

Powered Cable



Through research and technology, Gepco provides a portable, all-in-one solution for applications requiring audio or data along with power while protecting the signal from noise. Gepco® Brand RunONE™ Powered Cables combine audio and power, along with optional data, under a single durable, yet flexible jacket. Saving time and hassle by allowing the user to replace multiple cables with a single, neat solution, each RunONE cable combines power with two, eight or 12 channels of 110 Ω balanced audio for line level, mic level or digital AES signals and can be used for self-powered speakers, staging applications and DMX lighting control.

Cable Solution	Description
Powered Cable - Bulk	
PA2	14 (41x30) AWG BC Power + 2 Pr 24 (7x32) AWG TC AES/EBU Audio, PVC Black AWM 2464
PA8	14 (41x30) AWG BC Power + 8 Pr 24 (7x32) AWG TC AES/EBU Audio, PVC Black AWM 2464
PA12	14 (41x30) AWG BC Power + 12 Pr 24 (7x32) AWG TC AES/EBU Audio, PVC Black AWM 2464
PA2C	14 (41x30) AWG BC Power + 2 Pr 24 (7x32) AWG TC AES/EBU Audio + 2 Cat 5e, PVC Black AWM 2464
PA12C	14 (41x30) AWG BC Power + 12 Pr 24 (7x32) AWG TC AES/EBU Audio + 2 Cat 5e, PVC Black AWM 2464
PA2T	12 (105x32) AWG BC Power + 2 Pr 24 (7x32) AWG TC AES/EBU Audio, PVC Black AWM 2464
Powered Cable - Assemblies	
PA01##EMIF	NEMA 5-15 Plug with 1 Male XLR to IEC with 1 Female XLR - (14 AWG Power)
PA02##EMPF	NEMA 5-15 Plug with 2 Male XLRs to Neutrik® powerCON® with 2 Female XLRs - (14 AWG Power)
PA08##EMEF	NEMA 5-15 Plug with 8 Male XLR's to NEMA 5-15 Connector with 8 Female XLRs - (14 AWG Power)
CO8##EMREFR	NEMA 5-15 Plug with 2 Male XLRs and 2 RJ45s to NEMA 5-15 Connector with 2 Female XLRs and 2 RJ45s - (14 AWG Power)
T02##EMFIFM	NEMA 5-15 Plug with 1 Male & 1 Female XLR to IEC with 1 Female & 1 Male XLR - (12 AWG Power)

- indicates length in feet. Other assembly configurations available upon request.



In addition to the full Gepco® Brand commercial A/V wire and cable solutions, General Cable also provides a complementary line of **Carol® Brand Portable Power and Control Cable Solutions** manufactured for use in the Entertainment industry. They are designed to deliver temporary power to television and theater sets, mobile broadcast trucks, concerts, sporting events and other sites with the lowest possible electrical loss and failures.

Carol Brand power cord and lighting cables are flexible, durable and suitable for both indoor and outdoor use. Our cables are RoHS Compliant, meet UL requirements and are in compliance with the National Electrical Code® (NEC).

The Carol Brand offering includes:

- Carol® Brand Super Vu-Tron® Entertainment & Stage Lighting Cable 105°C 600 Volt, UL Type SC and CSA Type PPC
- Carol® Brand Super Vu-Tron® Single Conductor Type W Extra-Flex Cable 90°C 2000 Volt, UL and CSA Type W
- Carol® Brand Super Vu-Tron® Supreme Types SJ00W/S00W Cord 105°C 300 and 600 Volt, UL/CSA Portable Cord
- Carol® Brand Carolprene® Types SJ00W/S00W Cord 90°C 600 Volt, UL/CSA Portable Cord
- Carol® Brand Lighting Cables for Socapex® Connector Applications 105°C 600 Volt, 12 and 14 AWG, 14 or 19 Conductor, UL and CSA AWM
- Carol® Brand HMI Lighting Cables

When you require the reliable power to deliver superior signals, lighting and sound, **Demand Better and Expect More** with the broadest line of General Cable Carol Brand portable power and control cable solutions available.

National Electrical Code® and NEC® are registered trademarks of the NFPA. *Socapex is a trademark of Amphenol Corporation.



LEADING-EDGE DESIGNS

Manufactured to industry-leading specifications, Gepco® Brand products provides the bandwidth and precision for both current and future signal transmission formats.

100% TESTED AND VERIFIED

Every lot is comprehensively tested and verified to ensure consistent performance and reliability.

LEAN SIX SIGMA

General Cable applies the Lean Six Sigma management philosophy, seeking innovative ways to differentiate our Gepco Brand products and services and to serve as our customers' and suppliers' most valued business partner. Lean focuses on the continuous process of identifying and eliminating waste and non-value-added activities to improve the flow of information and materials and maximizing quality and service to the customer while improving overall value.



PROFESSIONAL CABLING TECHNOLOGY

The Gepco Brand Commercial A/V line is produced with the same manufacturing technologies used to make professional broadcast and studio cabling products.

INSTALLER-FRIENDLY FEATURES

Features such as easy-strip compounds, low-friction jackets, color coding, and versatile packaging simplify cable termination and installation. In addition, General Cable's TRU-Mark® Marking System sequentially marks every two feet of cable in both ascending and descending order from the start of the reel to the core.

ISO CERTIFIED

General Cable manufacturing facilities are certified to the ISO 9001:2008 quality standard. This standard assures that formalized processes are being implemented to ensure efficiency, quality and continuous improvement.

Technical Information

Index	Page
NEC and CSA Fire Resistance Levels	95
Temperature Conversion Chart	96
Color Code Chart	97
Conduit Capacities by Wire or Cable Diameter	98
Industry Standards, Typical Uses and Electrical Requirements	99
Packaging Information	100
Commercial Building Datacom/Topology	101
Glossary	103-104
Part Number Index	105-110
Notes	111

NEC and CSA Fire Resistance Levels

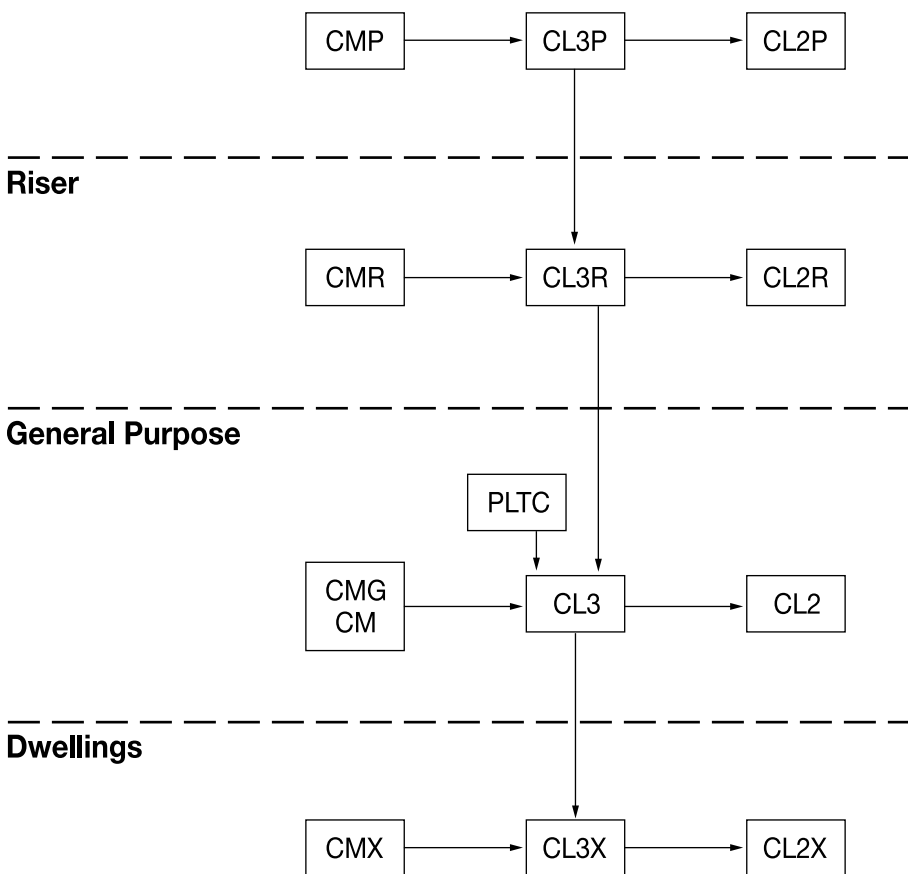
FIRE RESISTANCE LEVEL	TEST REQUIREMENT	NEC ARTICLE		
		800	725	760
(Highest) Plenum Cables	NFPA 262 (Steiner tunnel) CSA-FT6 (Steiner tunnel)	CMP	CL3P CL2P	FPLP
Riser Cables Multiple Floors	UL-1666 (Vertical Shaft) CSA-FT4 (Vertical Tray)	CMR	CL3R CL2R	FPLR
General Purpose Cables	UL-1581 (Vertical Tray) CSA-FT4 (Vertical Tray)	CMG	CL3 CL2	FPL
(Lowest) Residential Cables Restricted Use	UL-1581 VW-1 CSA-FT	CMX	CL3X CL2X	

Communications wire and cable for premise installations are in accordance with Article 800 and other applicable parts of the National Electrical Code (NEC), latest issue. Communications wire and cables for Canada are in accordance with the harmonized Canadian Standard Association C22.2 No. 214, Underwriters Laboratories UL 444, latest issue.

- Notes: 1. Cables with a higher fire resistance level may be substituted for those with a lower fire resistance level.
 2. Non-fire-rated outside plant telephone cables may not run outside of a rigid metal conduit more than 50 feet from the point of entrance into a building.
 3. Cables rated CMG or CM may be used in runs penetrating one floor (NEC 800-154).

Plenum

TYPE	DESCRIPTION
CM	Communications Wires and Cables
CL2 and CL3	Class 2 and Class 3 Remote-Control, Signaling and Power-Limited Cables
PLTC	Power-Limited Tray Cable



(From 2011 NEC Handbook)

A → **B** Cable A shall be permitted to be used in place of Cable B

Temperature Conversion Chart

To use this chart, find your known temperature (°F or °C) in the shaded column. If the known temperature is in °C and you wish to know its value in °F, move to the adjacent right-hand column. If the known temperature is in °F and you wish to know its value in °C, move to the adjacent left-hand column.

KNOWN TEMP °F			KNOWN TEMP °C			KNOWN TEMP °F			KNOWN TEMP °C			KNOWN TEMP °F		
°C	TEMP	°F	°C	TEMP	°F	°C	TEMP	°F	°C	TEMP	°F	°C	TEMP	°F
-45.0	-49.0	-56.2	-17.2	1.0	33.8	10.6	51.0	123.8	38.3	101.0	213.8	66.1	151.0	303.8
-43.9	-47.0	-52.6	-16.1	3.0	37.4	11.7	53.0	127.4	39.4	103.0	217.4	67.2	153.0	307.4
-42.8	-45.0	-49.0	-15.0	5.0	41.0	12.8	55.0	131.0	40.6	105.0	221.0	68.3	155.0	311.0
-41.7	-43.0	-45.4	-13.9	7.0	44.6	13.9	57.0	134.6	41.7	107.0	224.6	69.4	157.0	314.6
-40.6	-41.0	-41.8	-12.8	9.0	48.2	15.0	59.0	138.2	42.8	109.0	228.2	70.6	159.0	318.2
-39.4	-39.0	-38.2	-11.7	11.0	51.8	16.1	61.0	141.8	43.9	111.0	231.8	71.7	161.0	321.8
-38.3	-37.0	-34.6	-10.6	13.0	55.4	17.2	63.0	145.4	45.0	113.0	235.4	72.8	163.0	325.4
-37.2	-35.0	-31.0	-9.4	15.0	59.0	18.3	65.0	149.0	46.1	115.0	239.0	73.9	165.0	329.0
-36.1	-33.0	-27.4	-8.3	17.0	62.6	19.4	67.0	152.6	47.2	117.0	242.6	75.0	167.0	332.6
-35.0	-31.0	-23.8	-7.2	19.0	66.2	20.6	69.0	156.2	48.3	119.0	246.2	76.1	169.0	336.2
-33.9	-29.0	-20.2	-6.1	21.0	69.8	21.7	71.0	159.8	49.4	121.0	249.8	77.2	171.0	339.8
-32.8	-27.0	-16.6	-5.0	23.0	73.4	22.8	73.0	163.4	50.6	123.0	253.4	78.3	173.0	343.4
-31.7	-25.0	-13.0	-3.9	25.0	77.0	23.9	75.0	167.0	51.7	125.0	257.0	79.4	175.0	347.0
-30.6	-23.0	-9.4	-2.8	27.0	80.6	25.0	77.0	170.6	52.8	127.0	260.6	80.6	177.0	350.6
-29.4	-21.0	-5.8	-1.7	29.0	84.2	26.1	79.0	174.2	53.9	129.0	264.2	81.7	179.0	354.2
-28.3	-19.0	-2.2	-0.6	31.0	87.8	27.2	81.0	177.8	55.0	131.0	267.8	82.8	181.0	357.8
-27.2	-17.0	1.4	0.6	33.0	91.4	28.3	83.0	181.4	56.1	133.0	271.4	83.9	183.0	361.4
-26.1	-15.0	5.0	1.7	35.0	95.0	29.4	85.0	185.0	57.2	135.0	275.0	85.0	185.0	365.0
-25.0	-13.0	8.6	2.8	37.0	98.6	30.6	87.0	188.6	58.3	137.0	278.6	86.1	187.0	368.6
-23.9	-11.0	12.2	3.9	39.0	102.2	31.7	89.0	192.2	59.4	139.0	282.2	87.2	189.0	372.2
-22.8	-9.0	15.8	5.0	41.0	105.8	32.8	91.0	195.8	60.6	141.0	285.8	88.3	191.0	375.8
-21.7	-7.0	19.4	6.1	43.0	109.4	33.9	93.0	199.4	61.7	143.0	289.4	89.4	193.0	379.4
-20.6	-5.0	23.0	7.2	45.0	113.0	35.0	95.0	203.0	62.8	145.0	293.0	90.6	195.0	383.0
-19.4	-3.0	26.6	8.3	47.0	116.6	36.1	97.0	206.6	63.9	147.0	296.6	91.7	197.0	386.6
-18.3	-1.0	30.2	9.4	49.0	120.2	37.2	99.0	210.2	65.0	149.0	300.2	92.8	199.0	390.2

Temperature Conversion Formulas	
°C =	$\frac{5}{9} (\text{°F} - 32)$
°F =	$(\frac{9}{5} \times \text{°C}) + 32$

Color Code Chart

BINDER GROUP COLOR	PAIR COUNT
White-Blue	001-025
White-Orange	026-050
White-Green	051-075
White-Brown	076-100
White-Slate	101-125
Red-Blue	126-150
Red-Orange	151-175
Red-Green	176-200
Red-Brown	201-225
Red-Slate	226-250
Black-Blue	251-275
Black-Orange	276-300
Black-Green	301-325
Black-Brown	326-350
Black-Slate	351-375
Yellow-Blue	376-400
Yellow-Orange	401-425
Yellow-Green	426-450
Yellow-Brown	451-475
Yellow-Slate	476-500
Violet-Blue	501-525
Violet-Orange	526-550
Violet-Green	551-575
Violet-Brown	576-600

PAIR NO.	RING CONDUCTOR		TIP CONDUCTOR	
	INSULATION COLOR	BAND MARK	INSULATION COLOR	BAND MARK
1	Blue	White	White	Blue
2	Orange	White	White	Orange
3	Green	White	White	Green
4	Brown	White	White	Brown
5	Slate	White	White	Slate
6	Blue	Red	Red	Blue
7	Orange	Red	Red	Orange
8	Green	Red	Red	Green
9	Brown	Red	Red	Brown
10	Slate	Red	Red	Slate
11	Blue	Black	Black	Blue
12	Orange	Black	Black	Orange
13	Green	Black	Black	Green
14	Brown	Black	Black	Brown
15	Slate	Black	Black	Slate
16	Blue	Yellow	Yellow	Blue
17	Orange	Yellow	Yellow	Orange
18	Green	Yellow	Yellow	Green
19	Brown	Yellow	Yellow	Brown
20	Slate	Yellow	Yellow	Slate
21	Blue	Violet	Violet	Blue
22	Orange	Violet	Violet	Orange
23	Green	Violet	Violet	Green
24	Brown	Violet	Violet	Brown
25	Slate	Violet	Violet	Slate

Note: Bandmarking on the ring conductors is omitted on cables with 5 pairs or less.

Conduit Capacities by Wire or Cable Diameter

	TRADE SIZES IN INCHES ¹											
	½	¾	1	1¼	1½	2	2½	3	3½	4	4½	5
I.D., Inches	.622	.824	1.049	1.380	1.610	2.067	2.469	3.068	3.548	4.026	4.506	5.047
O.D., Inches-Conduit	.840	1.05	1.315	1.660	1.900	2.375	2.875	3.500	4.000	4.500	5.000	5.563
Internal Area, Sq. In.	.304	.533	.864	1.496	2.036	3.356	4.788	7.393	9.887	12.730	15.947	20.006
Permissible Fill, Sq. In.²	.12	.21	.35	.60	.81	1.34	1.92	2.96	3.95	5.09	6.38	8.00

WIRE/CABLE O.D. (INCHES) AREA (SQ. IN.)

.100	.008	15	27	44	76	103	170	243	376	503	648	812	1018
.125	.012	9	17	28	48	66	109	156	240	322	414	519	652
.150	.018	6	12	19	33	46	75	108	167	223	288	360	452
.175	.024	5	8	14	24	33	55	79	122	164	211	265	332
.200	.031	3	6	11	19	25	42	60	94	125	162	203	254
.225	.040	3	5	8	15	20	33	48	74	99	128	160	201
.250	.049	2	4	7	12	16	27	39	60	80	103	129	163
.275	.059	2	3	5	10	13	22	32	49	66	85	107	134
.300	.071	1	3	4	8	11	18	27	41	55	72	90	113
.325	.083	1	2	4	7	9	16	23	35	47	61	76	96
.350	.096	1	2	3	6	8	13	19	30	41	52	66	83
.375	.110	1	1	3	5	7	12	17	26	35	46	57	72
.400	.126	0	1	2	4	6	10	15	23	31	40	50	63
.425	.142	0	1	2	4	5	9	13	20	27	35	44	56
.450	.159	0	1	2	3	5	8	12	18	24	32	40	50
.475	.177	0	1	1	3	4	7	10	16	22	28	35	45
.500	.196	0	1	1	3	4	6	9	15	20	25	32	40
.600	.283	0	0	1	2	2	4	6	10	13	18	22	28
.700	.385	0	0	0	1	2	3	4	7	10	13	16	20
.800	.503	0	0	0	1	1	2	3	5	7	10	12	15
.900	.636	0	0	0	0	1	2	3	4	6	8	10	12
1.000	.785	0	0	0	0	1	1	2	3	5	6	8	10
1.200	1.084	0	0	0	0	0	1	1	2	3	4	5	7
1.400	1.485	0	0	0	0	0	0	1	1	2	3	4	5
1.600	1.948	0	0	0	0	0	0	0	1	2	2	3	4
1.800	2.474	0	0	0	0	0	0	0	1	1	2	2	3
2.000	3.142	0	0	0	0	0	0	0	0	0	1	1	2

¹ Table developed for steel or aluminum conduit.

² Permissible occupied area based on NEC-prescribed 40% fill factor.

Note: The reader is cautioned to consult the NEC or BICSI installation manual for specific information regarding conduit fill. Fill rates must be adjusted down based on distances and number of bends.

Industry Standards, Typical Uses and Electrical Requirements

For Twisted Pair Horizontal Wiring Cable

CATEGORY	INDUSTRY STANDARDS	TYPICAL USES	FREQUENCY	INSERT. LOSS dB/100 M (MAX)	CHARACTERISTICS IMPEDANCE OHMS		NEXT dB (MIN)	PSNEXT dB (MIN)	RETURN LOSS dB (MIN)	PSACRF (PSELFEXT) dB (MIN)	PSAACRF dB (MIN)	PSANEXT dB (MIN)
					MIN	MAX						
Category 3	ANSI/TIA/EIA 568 C.2 ANSI/ICEA S-90-661 NEMA WC63.1	10 BASE-T 4 Mbps TOKEN RING 52 Mbps ATM 100 BASE VG AnyLAN	772 kHz	2.2	87	117	43	—	—	—	—	—
			1 MHz	2.6	85	115	41	—	—	—	—	—
			4 MHz	5.6	85	115	32	—	—	—	—	—
			8 MHz	8.5	85	115	28	—	—	—	—	—
			10 MHz	9.7	85	115	26	—	—	—	—	—
			16 MHz	13.1	85	115	23	—	—	—	—	—
Category 5e	ANSI/TIA/EIA 568 C.2 ANSI/ICEA S-90-661 NEMA WC63.1 ISO 11801	100 BASE-T 52/155 Mbps ATM 100 BASE VG AnyLAN 100 Mbps TP PMD 1000 BASE-T (Gigabit Ethernet) IEE 802.3af DTE Power (PoE) IEE 802.3at for PoE Plus	772 kHz	1.8	87	117	67	64	—	63.0	—	—
			1 MHz	2.0	85	115	65	62	20.0	60.8	—	—
			4 MHz	4.1	85	115	56	53	23.0	48.7	—	—
			8 MHz	5.8	85	115	51	48	24.5	42.7	—	—
			10 MHz	6.5	85	115	50	47	25.0	40.8	—	—
			16 MHz	8.2	85	115	47	44	25.0	36.7	—	—
			20 MHz	9.3	85	115	45	42	25.0	34.7	—	—
			25 MHz	10.4	85	115	44	41	24.3	32.8	—	—
			31.25 MHz	11.7	85	115	43	40	23.6	30.9	—	—
			62.5 MHz	17.0	85	115	38	35	21.5	24.8	—	—
100 MHz	22.0	85	115	35	32	20.1	20.8	—	—			
Category 6	ANSI/TIA/EIA 568 C.2 ANSI/ICEA S-90-661 NEMA WC66 ISO 11801	155/622 Mbps ATM 1.2 Gbps ATM 100 Mbps TP PMD 100 BASE-T 1000 BASE-T (Gigabit Ethernet) IEE 802.3af DTE Power (PoE) IEE 802.3at for PoE Plus	772 kHz	1.8	87	117	76.0	74.0	—	67.0	—	—
			1 MHz	2.0	85	115	74.3	72.3	20.0	64.8	—	—
			4 MHz	3.8	85	115	65.3	63.3	23.0	52.8	—	—
			10 MHz	6.0	85	115	59.3	57.3	25.0	44.8	—	—
			16 MHz	7.6	85	115	56.2	54.2	25.0	40.7	—	—
			20 MHz	8.5	85	115	54.8	52.8	25.0	38.7	—	—
			31.25 MHz	10.7	85	115	51.9	49.9	23.6	36.8	—	—
			62.5 MHz	15.4	85	115	47.4	45.4	21.5	34.9	—	—
			100 MHz	19.8	85	115	44.3	42.3	20.1	24.8	—	—
			200 MHz	29.0	85	115	39.8	37.8	18.0	18.8	—	—
250 MHz	32.8	85	115	38.3	36.3	17.3	16.8	—	—			
Category 6a	ANSI/TIA 568 C.2 RoHS	IEEE 802.3 10G BASE-T 100 BASE-T 100 BASE-TX 10 BASE-T 1000 BASE-TX 155 Mb/s ATM ANSI X3.263 100Mb/s IEE 802.3af DTE Power (PoE) IEE 802.3at for PoE Plus	1 MHz	2.1	85	115	74.3	72.3	20.0	64.8	78.2	92.5
			4 MHz	3.8	85	115	65.3	63.3	23.0	52.8	66.2	83.5
			8 MHz	5.3	85	115	60.8	58.8	24.5	46.7	60.1	79.0
			10 MHz	5.9	85	115	59.3	57.3	25.0	44.8	58.2	77.5
			16 MHz	7.5	85	115	56.2	54.2	25.0	40.7	54.1	74.4
			20 MHz	8.4	85	115	54.8	52.8	25.0	38.8	52.2	73.0
			25 MHz	9.4	85	115	53.3	51.3	24.3	36.8	50.2	71.5
			31.25 MHz	10.5	85	115	51.9	49.9	23.6	34.9	48.3	70.1
			62.5 MHz	15.0	85	115	47.4	45.4	21.5	28.9	42.3	65.6
			100 MHz	19.1	85	115	44.3	42.3	20.1	24.8	38.2	62.5
			200 MHz	27.6	85	115	39.8	37.8	18.0	18.8	32.2	58.0
			250 MHz	31.1	85	115	38.3	36.3	17.3	16.8	30.2	56.5
			300 MHz	34.3	85	115	37.1	35.1	16.8	15.3	28.7	55.3
			400 MHz	40.1	85	115	35.3	33.3	15.9	12.8	26.2	53.5
500 MHz	45.3	85	115	33.8	31.8	15.2	10.8	24.2	52.0			

Data subject to change without notice. Contact your Customer Service Representative for latest information.

— No requirement

Note: Higher category may be substituted for lower category.

Packaging Information

GenSPEED® Packaging Options:

- Pull-Pac® cartons offer wide-mouth payouts that enhance cable pulling while preventing tangling and kinks.
- Spool-Pac® cartons offer the option of pulling cable from spools packaged within a carton, which also prevents tangling.
- Spools are a packaging of choice for most category cables.
- Cartons have been designed and preprinted with pertinent information such as brand name, category of cable and cable type. Cartons are also labeled with pertinent product information such as UL listing, category of cable, cable type, color, footage and product description.
- The plenum cable cartons have a green color band for ease of identification, and the riser cartons are identified by a blue color band.
- All GenSPEED cables have the TRU-Mark® sequential footage marking system, from 1000 ft to 0 ft, to reduce waste on the job.
- Most packages are made with partially recycled cardboard. Please recycle. ♻️

Other Communications Product Packaging Options:

- Standard Pull-Pac cartons, Spool-Pac cartons and spools
- Sequential footage marking
- Cartons are labeled with pertinent product information such as UL listing, category of cable, cable type, color, footage and product description.



▲ GenSPEED® Pull-Pac® II
5000 CMR/CMP/CMX
5350 CMR/CMP
5500 CMR/CMP
6 CMR/CMP
6000E CMR/CMP



▲ GenSPEED® D2000
Pull-Pac® II
5000 CMR/CMP/CMX
5350 CMR/CMP
5500 CMR/CMP
6 CMR/CMP
6000E CMR/CMP



▲ GenSPEED® Basic
Spool-Pac®
5000 CMR/CMP
5350 CMR/CMP
5500 CMR/CMP
6 CMR/CMP



▲ GenSPEED® EZ-Brake™
Spool-Pac®
6000E CMR/CMP
6500P CMR/CMP

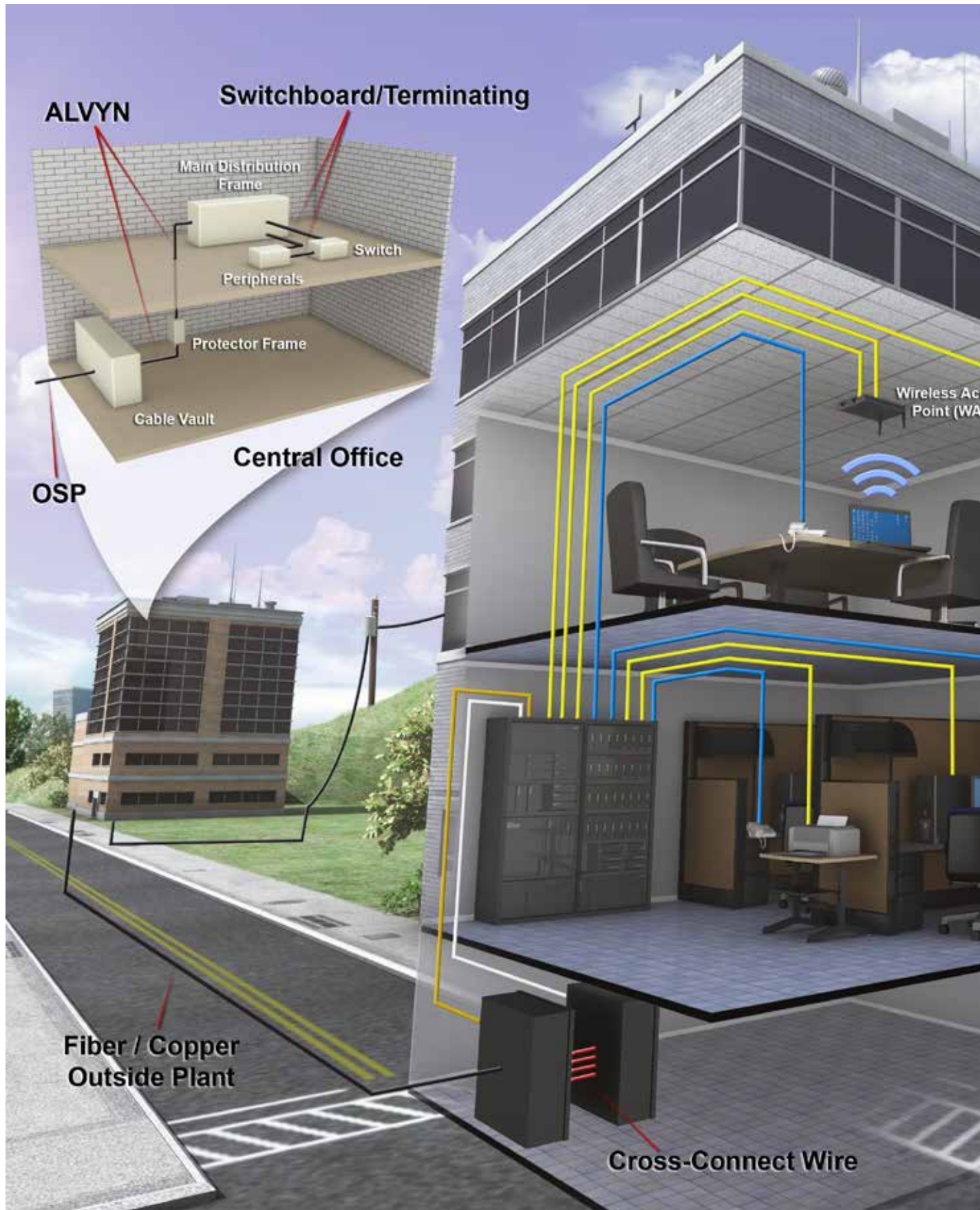


▲ Spool-Pac® Cat 3



▲ Spool
Available for all
Datacom products

Commercial Building Datacom/Topology





Glossary

Alien Crosstalk (AXT): Unwanted signal coupling from one component, channel, or permanent link to another is defined as alien crosstalk. Alien crosstalk is only specified by the Standards as a power sum parameter for components and cabling to approximate the energy present when all pairs are energized. Power sum alien measured at the near-end is called Power Sum Alien Near-End Crosstalk loss (PSANEXT) and power sum alien crosstalk at the far-end is called Power Sum Alien Attenuation to Crosstalk Ratio, far-end (PSAACRF). High power sum alien crosstalk levels can compromise the operation of 10G Base-T applications.

American Wire Gauge (AWG): A system used to specify wire size. The greater the wire diameter, the smaller the value (e.g., 24 AWG [0.51 mm {0.020 in}]).

Asynchronous Transfer Mode (ATM): A high-speed switching transmission protocol that utilizes payload packages organized into 53-byte cells to carry data.

Attenuation: The decrease in magnitude of transmission signal strength between points, expressed as the ratio of output to input. Measured in dB, usually at a specific frequency for copper or wavelength for optical fiber, the signal strength may be power or voltage.

Attenuation-to-Crosstalk Ratio (ACR): The difference between attenuation and crosstalk, measured in dB at a given frequency. This difference is critical to ensure that the signal sent down the twisted-pair cable is stronger at the receiving end of the cable than any interference signals (crosstalk) from other cable pairs.

Attenuation-to-Crosstalk Ratio, Far-End (ACRF), formerly ELFEXT: A measure of the unwanted signal coupling from a transmitter at the near-end into another pair measured at the far-end, and relative to the received signal level.

Bandwidth: A range of frequencies, usually the difference between the upper and lower limits of the range, expressed in Hz. It is used to denote the potential capacity of the medium, device or system. In copper and optical fiber cabling, the bandwidth decreases with increasing length.

Baseband transmission: A transmission technique in which all of the available bandwidth is dedicated to a single communications channel. Only a single message transfer can occur at a given time.

Bit Error Rate (BER): The ratio of incorrectly transmitted bits to total transmitted bits. A primary specification for all transmission systems, it is usually expressed as a power of 10. The number of errors made in a digital transmission as compared to complete accuracy.

Broadband transmission: The transmission of multiple signals on a medium at the same time, sharing the entire bandwidth of the medium. The signals are multiplexed into channels with a bandwidth of 6 kHz each and occupy a different frequency on the cable. The signals are divided, usually by frequency divisions, to allow more than one channel on the cable at any time.

Broadcast: A technique for sending data simultaneously to all devices attached to a network with a single transmission. See multicast and unicast.

Capacitance: The tendency of an electronic component to store electrical energy. Pairs of wire in a cable tend to act as a capacitor. The charge on one of two conductors of a capacitor divided by the potential difference between them (measured in farads).

Common-mode noise (and longitudinal): The noise voltage that appears between each signal conductor to ground, caused by electrostatic induction and/or electromagnetic induction.

Cross-connect: A facility enabling the termination of cable elements and their interconnection or cross-connection.

Crosstalk: The unwanted reception of electromagnetic signals on a communications circuit from another circuit.

Decibel (dB): A logarithmic unit used for expressing the loss or gain of signal strength. One dB is the amount by which the pressure of a pure sine wave of sound must be varied in order for the change to be detected by the average human ear.

Delay skew: The difference in the propagation delay between any two pairs within the same cable sheath.

Dielectric constant: The ratio of capacitance of an insulated wire measured against the same wire uninsulated, but using air as the dielectric, which is equal to one.

Elongation: The fraction increase in the length of a material stressed in tension.

Equal Level Far-End Crosstalk (ELFEXT): A measure of the unwanted signal coupling from a transmitter at the near end into another pair measured at the far end, relative to the received signal level.

Equal Level Transverse Conversion Transfer Loss (ELTCTL): A calculation, expressed in dB, of the difference between measured TCTL and the differential mode insertion loss of the disturbed pair.

Ethernet: A LAN protocol using a logical bus structure and carrier sense multiple access with collision detection.

Far-end crosstalk loss: A measure of the unwanted signal coupling from a transmitter at the near end into another pair measured at the far end, relative to the transmitted signal level.

FEP: Fluorinated Ethylene Propylene

Frequency: The measure of the number of cycles (waves) per second, expressed in Hz.

Full Duplex: Simultaneous two-way transmission utilizing all 4 pairs.

Gigabits per second (Gb/s): A transmission rate denoting one billion bits per second.

Gigabit Ethernet: A carrier sense multiple access with collision detection LAN standard developed by the IEEE 802 group operating at one Gb/s.

Hertz (Hz): A unit of frequency equal to one cycle per second.

Insertion loss: The signal loss resulting from the insertion of a component, link or channel between a transmitter and receiver (often referred to as attenuation).

Insulation: The dielectric material that physically separates wires and prevents conduction between them.

Longitudinal Conversion Loss (LCL): A measure of how well a pair is balanced and a useful metric of a cable's ability to reject noise from external sources and to limit electromagnetic radiation from the cable to the environment. Examples of external noise sources include noisy power lines, electrical equipment, walkie-talkies, radio and radar stations, and alien crosstalk from other telecommunications cables. As structured cabling is applied to industrial environments and network speeds increase, balance becomes increasingly important.

Glossary

Megabits per second (Mb/s): A unit of measure used to express the data transfer rate of a system, device or communications channel.

Megahertz (MHz): A unit of frequency equal to one million cycles per second (hertz).

Near-end crosstalk (NEXT): The unwanted signal coupling between pairs. It is measured at the end of a cable nearest the point of transmission. Contrast with far-end crosstalk.

Nominal velocity of propagation (NVP): The speed of transmission along a cable relative to the speed of light in a vacuum.

Ohm: The standard unit of electrical resistance that measures the opposition to the flow of direct current, called resistance, or opposition to the flow of alternating current, called impedance. One volt will cause one ampere of current to flow through one ohm of resistance. The symbol is Ω .

Plenum: A designated area used for transport of environmental air as part of the air distribution system. Because it is part of the air distribution system, cables installed in this space require a higher fire rating.

Plenum cable: A cable with flammability and smoke characteristics that meet the safety requirements of the National Electrical Code® (NEC®) that allow it to be routed in a plenum area without being enclosed in a conduit.

Polyolefin: A thermoplastic insulation material having excellent properties and moisture resistance, used in the construction of some communications cable.

Polyvinyl Chloride (PVC): A tough, flame-retardant, thermoplastic, water-resistant insulator. Its dielectric losses are higher than polyethylene.

Polyvinylidene Difluoride (PVDF): A highly non-reactive and pure thermoplastic fluoropolymer. It is tough and has low friction.

Power over Ethernet (PoE): An application defined in IEEE 802.3af and IEEE 802.3at which allows the use of direct current power sources to deliver low voltage power to remote devices over telecommunications cabling.

Power Sum Attenuation-to-Crosstalk Ratio (PSACR): The difference between attenuation and power sum crosstalk measured in dB at a given frequency. This difference is critical to ensure that the signal sent down the twisted-pair cable is stronger at the receiving end of the cable than any interference signals (crosstalk) from other cable pairs.

Power Sum Attenuation-to-Alien Crosstalk Ratio, Far-End (PSAACRF): A computation of the unwanted signal coupling from multiple transmitters at the near-end of surrounding cables into a pair measured at the far-end of the center cable under test, and normalized to the received signal level. See *Alien Crosstalk (AXT)*.

Power Sum Attenuation-to-Crosstalk Ratio, Far-End (PSACRF), formerly PS ELFEXT: A computation of the unwanted signal coupling from multiple transmitters at the near-end into a pair measured at the far-end, and normalized to the received signal level.

Power Sum Alien Near-End Crosstalk (PSANEXT): A computation of the unwanted signal coupling from multiple transmitters at the near-end of pairs in the surrounding cables into a pair measured at the near-end of the center cable under test. See *Alien Crosstalk (AXT)*.

Power Sum Equal Level Far-End Crosstalk (PSELFEXT) Loss: A computation of the unwanted signal coupling from multiple transmitters at the near end into a pair measured at the far end and normalized to the received signal level.

Power Sum Near-End Crosstalk (PSNEXT) Loss: A computation of the unwanted signal coupling from multiple transmitters at the near end into a pair measured at the near end.

Propagation delay: The time interval required for a signal to be transmitted from one end of the circuit to the other.

Restriction on Hazardous Substances (RoHS): The European Commission's Directive 2002/95/EC adopted January 27, 2003, also known as "RoHS," which restricts the use of certain hazardous substances in electrical and electronic equipment.

Return loss: A ratio of the power of the outgoing signal to the power of the reflected signal, expressed in dB.

Rip cord: A small filament cord used to rip through the outer cable sheath.

Riser: Term applied to vertical sections of cable, such as changing from underground or direct-buried plant to aerial plant. Term also applies to the space used for cable access between floors.

Separator: A layer of insulating material, which is placed between pairs inside a cable to enhance crosstalk. This could be in a form of tape, cross-web or just single filler.

Signal-to-Noise Ratio (SNR): The ratio between the detected signal power and noise in a receiver, expressed in dB. The prime determining factor in bit error rate. See *Bit Error Rate (BER)*.

Star Topology: A Local Area Network (LAN) topology in which end points of the network are connected to a common central switch by point-to-point links.

Structural Return Loss: A measure of reflected energy of a transmitted signal due to impedance variations along the length of the cable, expressed in dB.

T-1: A digital transmission link with a bandwidth capacity of 1.544 Mb/s. Typical medium is 2-pair telephone wire; however, T-1 is not indicative of transmission medium.

Transverse Conversion Loss (TCL): A ratio, expressed in dB, of the measured common mode voltage on a pair relative to the differential mode voltage on the same pair applied at the same end.

Transverse Conversion Transfer Loss (TCTL): A ratio, expressed in dB, of the measured common mode voltage on a pair relative to the differential mode voltage applied at the opposite end of the same pair, or on either end of another pair.

Velocity of propagation: The speed of transmission along a cable relative to the speed of light in a vacuum.

VoIP: A term used in IP telephony for voice delivered using the Internet Protocol.

Catalog Number Index

CATALOG NUMBER	PAGE	CATALOG NUMBER	PAGE	CATALOG NUMBER	PAGE	CATALOG NUMBER	PAGE
4EPL1S.....	87	2113060.....	67	2114395.....	64	2133033.99.....	59
4EPL4S.....	87	2113063.....	63	2114396.....	64	2133269E.....	55
4ERS1S.....	87	2113065.....	63	2114408.....	65	2133275.....	59
4ERS4S.....	87	2113069.....	63	2114410.....	66	2133296.....	59
12/22LGRX.....	92	2113087.....	63	2117006.....	70	2133358.....	59
16/18SVA.....	92	2113098.....	62	2117008.....	70	2133359.....	59
16/18SVAP.....	92	2113099.....	62	2117037.....	69	2133495E.....	47
18/22AXL.....	92	2113100.....	63	2117039.....	70	2133496E.....	47
18/22AXLP.....	92	2113111.....	62	2117040.....	70	2133694E.....	55
18/22CCD.....	92	2113112.....	62	2117041.....	70	2133774E.....	47
18/22CCQ.....	92	2113150.....	62	2117043.....	70	2133775E.....	47
18/22CCT.....	92	2113163.....	62	2117044.....	70	2133776E.....	47
18/22CDC.....	92	2113166.....	62	2117045.....	70	2133777E.....	47
18/22CRT.....	92	2113168.....	62	2117048.....	69	2133778E.....	47
18/22CRTP.....	92	2113169.....	62	2131243.....	58	2133779E.....	47
18/22GFE.....	92	2113170.....	62	2131244.....	58	2133781E.....	55
18/22KYP.....	92	2113177.....	62	2131245.....	58	2134023.....	65
144NCAT.....	92	2113178.....	62	2131246.....	58	2137087.....	60
162VANT65.....	92	2113181.....	62	2131250.....	58	2137088.....	60
164LTCH.....	92	2113182.....	62	2131313.....	58	2137113E.....	53
164NCAT.....	92	2113184.....	63	2131453.....	58	2137114E.....	53
182LUTDS.....	92	2113185.....	62	2131463.....	58	2137143E.....	53
184LUTDS.....	92	2113186.....	62	2131505.....	58	2137144E.....	53
224SLTCH.....	92	2113187.....	62	2131505.99.....	58	2137146E.....	53
256VT9C5.....	90	2113188.....	62	2131550E.....	55	2137147E.....	53
6604HS.....	91	2113189.....	66	2131611E.....	47	2137160E.....	53
6606HS.....	91	2113191.....	62	2131673E.....	47	5131278E.....	36, 43
6608HS.....	91	2113192.....	62	2131774E.....	47	5131282E.....	36, 43
6612HS.....	91	2113196.....	63	2131775E.....	47	5131361E.....	36, 43
61801EZ.....	91	2113200.....	62	2131776E.....	47	5131365E.....	36, 43
61801HS.....	91	2113201.....	63	2131777E.....	47	5131379E.....	36, 43
72401EZ.....	91	2113202.....	62	2131778E.....	47	5131380E.....	36, 43
395011.....	90	2113203.....	63	2131779E.....	47	5131383E.....	36, 43
395029.....	90	2113204.....	62	2133008.....	59	5131418E.....	36, 43
495015.....	87	2114211.....	65	2133009.....	59	5131422E.....	36, 43
495025.....	87	2114212.....	65	2133011.....	59	5131431E.....	36, 43
495027.....	87, 90	2114307.....	65	2133012.....	59	5131450E.....	36, 43
495028.....	87, 90	2114325.....	65	2133013.....	59	5131456E.....	36, 43
495035.....	90	2114327.....	65	2133015.....	59	5131475E.....	36, 43
2019000.....	68	2114328.....	65	2133016.....	59	5131477E.....	36, 43
2019001.....	68	2114355.....	65	2133017.....	59	5131478E.....	36, 43
2113040.....	63	2114357.....	66	2133018.....	59	5131546E.....	36, 43
2113046.....	63	2114363.....	65	2133019.....	59	5131547E.....	36, 43
2113054.....	65	2114364.....	65	2133020.....	59	5131553E.....	36, 43
2113055.....	65	2114369.....	65	2133021.....	59	5131575E.....	36, 43
2113057.....	67	2114374.....	65	2133022.....	59	5131648E.....	36, 43
2113058.....	67	2114375.....	65	2133023.....	59	5131649E.....	36, 43
2113059.....	67	2114385.....	65	2133033.....	59	5131683E.....	36, 43

Catalog Number Index

CATALOG NUMBER	PAGE	CATALOG NUMBER	PAGE	CATALOG NUMBER	PAGE	CATALOG NUMBER	PAGE
5131689E	36, 43	6131361	36, 37	6133274	36, 37	6137160	33
5131730E	36, 43	6131379	36, 37	6133282	36, 37	7022460	63
5133200E	36, 43	6131382	36, 37	6133289	36, 37	7022478	63
5133200E-17F	45	6131418	36, 37	6133290	36, 37	7022486	63
5133204E	36, 43	6131422	36, 37	6133299	36, 37	7022494	63
5133204E-17F	45	6131433	36, 37	6133331	36, 37	7022502	63
5133250E	36, 43	6131449	36, 37	6133334	36, 37	7022551	63
5133250E-17F	45	6131477	36, 37	6133339	36, 37	7022569	63
5133255E	36, 43	6131478	36, 37	6133341	36, 37	7022577	63
5133255E-17F	45	6131546	36, 37	6133348	36, 37	7022585	63
5133274E	36, 43	6131547	36, 37	6133369	36, 37	7022601	63
5133274E-17F	45	6131575	36, 37	6133383	36, 37	7023708	65
5133289E	36, 43	6131576	36, 37	6133403	36, 37	7023716	65
5133289E-17F	45	6131618	36, 37	6133445	36, 37	7023724	65
5133290E	36, 43	6131619	36, 37	6133446	36, 37	7023773	65
5133299E	36, 43	6131635	36, 37	6133447	36, 37	7023781	65
5133299E-17F	45	6131683	36, 37	6133492	36, 37	7023864	65
5133300E	36, 43	6131686	36, 39	6133500-17F	41	7026156	64
5133300E-17F	45	6131687	36, 39	6133501-17F	41	7036759	65
5133329E	36, 43	6131688	36, 39	6133512	36, 37	7041916	65
5133329E-17F	45	6131689	36, 39	6133615	36, 37	7041973	65
5133342E	36, 43	6131690	36, 39	6133616	36, 37	7042047	65
5133342E-17F	45	6131691	36, 39	6133696	36, 37	7042427	66
5133374E	36, 43	6131692	36, 39	6133703	36, 39	7042500	65
5133374E-17F	45	6131693	36, 39	6133704	36, 39	7042518	65
5133383E	36, 43	6131694	36, 39	6133707	36, 39	7042526	65
5133383E-17F	45	6131695	36, 39	6133708	36, 39	7051535	63
5133427E	36, 43	6131696	36, 39	6133712	36, 39	7051543	65
5133427E-17F	45	6131697	36, 39	6133713	36, 39	7051592	63
5133445E	36, 43	6131699	36, 39	6133714	36, 39	7051600	63
5133445E-17F	45	6131700	36, 39	6133715	36, 39	7051618	63
5133447E	36, 43	6131707	36, 39	6133716	36, 39	7051626	63
5133448E	36, 43	6131709	36, 37	6133717	36, 39	7051634	63
5133448E-17F	45	6131710	36, 37	6133718	36, 39	7056534	63
5133512E	36, 43	6131731	36, 39	6133719	36, 39	7056880	69
5133512E-17F	45	6131732	36, 39	6133746	36, 37	7056898	69
5133649E	36, 43	6131733	36, 39	6133761	36, 39	7056906	69
5133649E-17F	45	6131757	36, 37	6133785	27	7131586	9
5133667E	36, 43	6131785	27	6133787	27	7131587	9
5133667E-17F	45	6131787	27	6133788	27	7131588	9
5133693E	36, 43	6131788	27	6133789	27	7131589	9
5133693E-17F	45	6131789	27	6133790	27	7131590	9
5133696E	36, 43	6131790	27	6133791	27	7131591	9
5133696E-17F	45	6131791	27	6133792	27	7131592	9
5136100	51	6131792	27	6137143	33	7131593	9
5136101	51	6131829	36, 37	6137144	33	7131786	2, 7
6131278	36, 37	6133200	36, 37	6137146	33	7131787	2, 7
6131282	36, 37	6133255	36, 37	6137147	33	7131788	2, 7

Catalog Number Index

CATALOG NUMBER	PAGE	CATALOG NUMBER	PAGE	CATALOG NUMBER	PAGE	CATALOG NUMBER	PAGE
7131789	2, 7	7131902	16, 19	7132849	2, 3	7133821	2, 11
7131790	2, 7	7131903	16, 19	7132850	2, 3	7133821-17F	13
7131791	2, 7	7131904	16, 19	7132851	2, 3	7133822	2, 11
7131792	2, 7	7131905	16, 19	7132852	2, 3	7133822-17F	13
7131800	16, 21	7131906	16, 19	7132853	2, 3	7133823	2, 11
7131801	16, 21	7131907	16, 19	7132854	2, 3	7133823-17F	13
7131802	16, 21	7131908	16, 19	7132855	2, 3	7133824	2, 11
7131803	16, 21	7131909	16, 19	7132856	2, 3	7133824-17F	13
7131804	16, 21	7131930	16, 17	7132857	2, 3	7133825	2, 11
7131805	16, 21	7131931	16, 17	7132858	2, 3	7133825-17F	13
7131806	16, 21	7131932	16, 17	7133586	9	7133826	2, 11
7131807	16, 21	7131933	16, 17	7133587	9	7133826-17F	13
7131808	16, 21	7131934	16, 17	7133588	9	7133827	2, 11
7131809	16, 21	7131935	16, 17	7133589	9	7133827-17F	13
7131819	2, 11	7131936	16, 17	7133590	9	7133828	2, 11
7131820	2, 11	7131937	16, 17	7133591	9	7133828-17F	13
7131821	2, 11	7131938	16, 17	7133592	9	7133830	2, 7
7131822	2, 11	7131939	16, 17	7133593	9	7133840	16, 21
7131823	2, 11	7131940	16, 19	7133786	2, 7	7133840-17F	25
7131824	2, 11	7131941	16, 19	7133787	2, 7	7133841	16, 21
7131825	2, 11	7131942	16, 19	7133788	2, 7	7133841-17F	25
7131826	2, 11	7131943	16, 19	7133789	2, 7	7133842	16, 21
7131827	2, 11	7131944	16, 19	7133790	2, 7	7133842-17F	25
7131828	2, 11	7131945	16, 19	7133791	2, 7	7133843	16, 21
7131830	2, 7	7131946	16, 19	7133792	2, 7	7133843-17F	25
7131840	16, 21	7131947	16, 19	7133800	16, 21	7133844	16, 21
7131841	16, 21	7131948	16, 19	7133800-17F	25	7133844-17F	25
7131842	16, 21	7131959	16, 19	7133801	16, 21	7133845	16, 21
7131843	16, 21	7131960	16, 19	7133801-17F	25	7133845-17F	25
7131844	16, 21	7131961	16, 19	7133802	16, 21	7133846	16, 21
7131845	16, 21	7131962	16, 19	7133802-17F	25	7133846-17F	25
7131846	16, 21	7131963	16, 19	7133803	16, 21	7133847	16, 21
7131847	16, 21	7131964	16, 19	7133803-17F	25	7133847-17F	25
7131848	16, 21	7131965	16, 19	7133804	16, 21	7133848	16, 21
7131849	2	7131966	16, 19	7133804-17F	25	7133849	2, 3
7131859	16, 21	7131967	16, 19	7133805	16, 21	7133849-17F	5
7131860	16, 21	7131968	16, 19	7133805-17F	25	7133850	2, 3
7131861	16, 21	7131969	16, 19	7133806	16, 21	7133850-17F	5
7131862	16, 21	7131970	16, 17	7133806-17F	25	7133851	2, 3
7131863	16, 21	7131971	16, 17	7133807	16, 21	7133851-17F	5
7131864	16, 21	7131972	16, 17	7133807-17F	25	7133852	2, 3
7131865	16, 21	7131973	16, 17	7133808	16, 21	7133852-17F	5
7131866	16, 21	7131974	16, 17	7133809	16, 21	7133853	2, 3
7131867	16, 21	7131975	16, 17	7133809-17F	25	7133853-17F	5
7131868	16, 21	7131976	16, 17	7133819	2, 11	7133854	2, 3
7131869	16, 21	7131977	16, 17	7133819-17F	13	7133854-17F	5
7131900	16, 19	7131978	16, 17	7133820	2, 11	7133855	2, 3
7131901	16, 19	7131979	16, 17	7133820-17F	13	7133855-17F	5

Catalog Number Index

CATALOG NUMBER	PAGE	CATALOG NUMBER	PAGE	CATALOG NUMBER	PAGE	CATALOG NUMBER	PAGE
7133856	2, 3	7133941	16, 19	8133802	23	C8101	84
7133856-17F	5	7133942	16, 19	8133803	23	C8102	84
7133857	2, 3	7133943	16, 19	8133804	23	C8103	84
7133857-17F	5	7133944	16, 19	8133805	23	C8104	84
7133858	2, 3	7133945	16, 19	8133806	23	C8105	84
7133858-17F	5	7133946	16, 19	9133300	29	C8106	84
7133859	16, 21	7133947	16, 19	9133300.2R	29	C8107	84
7133859-17F	25	7133948	16, 19	9133305	29	C8108	84
7133860	16, 21	7133959	16, 19	9133305.2R	29	C8109	84
7133860-17F	25	7133960	16, 19	C08###EMREFR	93	C8110	84
7133861	16, 21	7133961	16, 19	C0763A	84	C8111	84
7133861-17F	25	7133962	16, 19	C1142	87, 90	C8112	84
7133862	16, 21	7133963	16, 19	C1156	87	C8113	84
7133862-17F	25	7133964	16, 19	C1166	87	C8114	84
7133863	16, 21	7133965	16, 19	C2514A	84	C8117	84
7133863-17F	25	7133966	16, 19	C2534A	84	C8118	84
7133864	16, 21	7133967	16, 19	C2535A	84	C8119	84
7133864-17F	25	7133968	16, 19	C2543A	84	C8120	84
7133865	16, 21	7133969	16, 19	C2831A	84	C8122	84
7133865-17F	25	7133970	16, 17	C3062	84	C8123	84
7133866	16, 21	7133971	16, 17	C3063	84	C8124	84
7133866-17F	25	7133972	16, 17	C3065	84	C8126	84
7133867	16, 21	7133973	16, 17	C3068	84	C8127	84
7133867-17F	25	7133974	16, 17	C3112	84	C8128	84
7133868	16, 21	7133975	16, 17	C3113	84	C8129	84
7133869	16, 21	7133976	16, 17	C3115	84	C8131	84
7133869-17F	25	7133977	16, 17	C3122	84	C8132	84
7133900	16, 19	7133978	16, 17	C3128	84	C8133	84
7133901	16, 19	7133979	16, 17	C3158	84	C8134	84
7133902	16, 19	7136100	31	C3521	87	C9009A	85
7133903	16, 19	7507601	68	C3524	87, 90	C9010A	85
7133904	16, 19	7507619	68	C3525	87, 90	C9011A	85
7133905	16, 19	7507627	68	C3528	87	C9012A	85
7133906	16, 19	7507635	68	C3529	87, 90	C9013A	85
7133907	16, 19	7507643	68	C4062A	84	C9014A	85
7133908	16, 19	7507650	68	C4063A	84	C9015A	85
7133909	16, 19	8133300	49	C5044	90	C9018A	85
7133930	16, 17	8133300.2R	49	C5775	87	C9019A	85
7133931	16, 17	8133301	49	C5779	90	C9020A	85
7133932	16, 17	8133301.2R	49	C5785	87	C9021A	85
7133933	16, 17	8133305	49	C5886	87, 90	C9022A	85
7133934	16, 17	8133305.2R	49	C5889	87, 90	C9023A	85
7133935	16, 17	8133306	49	C6348A	84	C9024A	85
7133936	16, 17	8133306.2R	49	C6351A	84	C9028A	85
7133937	16, 17	8133307	49	C8025	90	C9030A	85
7133938	16, 17	8133307.2R	49	C8028	87, 90	C9031A	85
7133939	16, 17	8133800	23	C8029	87	C9032A	85
7133940	16, 19	8133801	23	C8030	87, 90	C9033A	85

Catalog Number Index

CATALOG NUMBER	PAGE	CATALOG NUMBER	PAGE	CATALOG NUMBER	PAGE	CATALOG NUMBER	PAGE
C9034A.....	85	C9224A.....	85	DS401.....	91	E3522S.....	83
C9035A.....	85	C9228A.....	85	DS401D.....	91	E3532S.....	83
C9039A.....	85	C9230A.....	85	DS401TS.....	91	E3602S.....	83
C9041A.....	85	C9231A.....	85	DS404.....	91	E3604S.....	83
C9042A.....	85	C9232A.....	85	DS408.....	91	E3612S.....	83
C9043A.....	85	C9233A.....	85	DS412.....	91	E3622S.....	83
C9044A.....	85	CO13C0012170.....	88	DS601.....	91	E3632S.....	83
C9045A.....	85	CO14C0012170.....	88	DS601D.....	91	E3842S.....	88, 90
C9109A.....	85	CO18C0012170.....	88	DS604.....	91	E3843S.....	88, 90
C9110A.....	85	CO20C0012170.....	88	DS608.....	91	EO18P0015337.....	88
C9111A.....	85	CO21C0012170.....	88	DS612.....	91	EO18P0025337.....	88
C9112A.....	85	CT104/SDM.....	92	DS616.....	91	EO18P0055337.....	88
C9113A.....	85	CT104/SDMP.....	92	DS624.....	91	EO22P0011203.....	88
C9114A.....	85	CT504/SDM.....	92	E1002S.....	83	EO24P0022186.....	88
C9115A.....	85	CT504/SDMP.....	92	E1004S.....	83	EO24P0022188.....	88
C9118A.....	85	DBRF100.....	86	E1032S.....	83	EO24P0042186.....	88
C9119A.....	85	DBRF100HF.....	86	E1034S.....	83	EO24P0082186.....	88
C9120A.....	85	DBRF100P.....	86	E1042S.....	83	GA61802GFC.....	91
C9121A.....	85	DBRF100R.....	86	E1502S.....	83	GA61804GFC.....	91
C9122A.....	85	DBRF195.....	86	E1504S.....	83	GA61806GFC.....	91
C9123A.....	85	DBRF195FL.....	86	E1512S.....	83	GA61808GFC.....	91
C9124A.....	85	DBRF195HF.....	86	E1522S.....	83	GA61812GFC.....	91
C9127A.....	85	DBRF195P.....	86	E1532S.....	83	GA61816GFC.....	91
C9129A.....	85	DBRF195R.....	86	E1842S.....	88, 90	GA61820GFC.....	91
C9131A.....	85	DBRF200.....	86	E1843S.....	88, 90	GA61826GFC.....	91
C9132A.....	85	DBRF200FL.....	86	E2002S.....	83	GA61832GFC.....	91
C9133A.....	85	DBRF200HF.....	86	E2032S.....	83	GA72402GFC.....	91
C9134A.....	85	DBRF200P.....	86	E2033S.....	83	GA72404GFC.....	91
C9135A.....	85	DBRF200R.....	86	E2034S.....	83	GA72408GFC.....	91
C9138A.....	85	DBRF240.....	86	E2042S.....	83	GA72412GFC.....	91
C9140A.....	85	DBRF240FL.....	86	E2104S.....	83	GA72416GFC.....	91
C9142A.....	85	DBRF240HF.....	86	E2106S.....	83	GA72426GFC.....	91
C9143A.....	85	DBRF240P.....	86	E2202S.....	83	GA72432GFC.....	91
C9144A.....	85	DBRF240R.....	86	E2204S.....	83	GLC20.....	91
C9145A.....	85	DBRF300.....	86	E2206S.....	83	GSC102OFC.....	91
C9209A.....	85	DBRF300FL.....	86	E2502S.....	83	GSC122OFC.....	91
C9210A.....	85	DBRF300HF.....	86	E2504S.....	83	M1042.....	91
C9211A.....	85	DBRF300P.....	86	E2522S.....	83	MM1024.....	91
C9212A.....	85	DBRF300R.....	86	E2524S.....	83	MP1022.....	91
C9213A.....	85	DBRF400.....	86	E2532S.....	83	MP1201.....	91
C9214A.....	85	DBRF400FL.....	86	E3004S.....	83	PA01###EMIF.....	93
C9215A.....	85	DBRF400HF.....	86	E3032S.....	83	PA2.....	93
C9218A.....	85	DBRF400P.....	86	E3033S.....	83	PA2C.....	93
C9219A.....	85	DBRF400R.....	86	E3034S.....	83	PA02###EMPF.....	93
C9220A.....	85	DLC122.....	92	E3042S.....	83	PA2T.....	93
C9221A.....	85	DLC124.....	92	E3502S.....	83	PA8.....	93
C9222A.....	85	DLC222.....	92	E3504S.....	83	PA08###EMEF.....	93
C9223A.....	85	DLC224.....	92	E3512S.....	83	PA12.....	93

Catalog Number Index

CATALOG NUMBER	PAGE	CATALOG NUMBER	PAGE	CATALOG NUMBER	PAGE	CATALOG NUMBER	PAGE
PA12C	93	SSU164R	91	XX0021ANR.BK	77	XX0244M1M-DT	79
RGB62	90	SSU182P	91	XX0021ANU.BK	77	XX0244M1Z	80
RGB62TS	90	SSU182R	91	XX0021PNR	75	XX0481A1R-ILRA	78
RGB644	90	SSU184P	91	XX0021PNR-ILRA	76	XX0481ANU-ILPAS	78
RGB644TS	90	SSU184R	91	XX0021PNU	75	XX0484H1A-DWB	81
SSPUB142	91	SSU204P	91	XX0021PNU-ILPA	76	XX0484H1F-DWB	82
SSPUB144	91	SSU204R	91	XX0041PNR-ILRA	76	XX0484M1A-DWB	81
SSPUB162	91	SSU224P	91	XX0041PNU-ILPA	76	XX0484M1F-DWB	82
SSPUB164	91	SSU224R	91	XX0061ANR.BK	77	XX0721A1R-ILRA	78
SSS122P	91	SSU226P	91	XX0061ANU.BK	77	XX0721ANU-ILPAS	78
SSS122R	91	SSU226R	91	XX0061PNR	75	XX0724H1A-DWB	81
SSS124P	91	SSUB122	91	XX0061PNR-ILRA	76	XX0724H1F-DWB	82
SSS124R	91	SSUB124	91	XX0061PNU	75	XX0724M1A-DWB	81
SSS142P	91	SSUB142	91	XX0061PNU-ILPA	76	XX0724M1F-DWB	82
SSS142R	91	SSUB144	91	XX0061PNZ	80	ZO16P0022189	88
SSS144P	91	SSUB162	91	XX0064M1D-DT	79		
SSS144R	91	SSUB164	91	XX0064M1M-DT	79		
SSS162P	91	SV253SP	90	XX0064M1Z	80		
SSS162R	91	SV253SR	90	XX0121ANR.BK	77		
SSS164P	91	SV253STR	90	XX0121ANR-ILRA	78		
SSS164R	91	SV254SP	90	XX0121ANU.BK	77		
SSS182P	91	SV254SR	90	XX0121ANU-ILPA	78		
SSS182R	91	SV254STR	90	XX0121PNR	75		
SSS184P	91	SV255SP	90	XX0121PNR-ILRA	76		
SSS184R	91	SV255SR	90	XX0121PNU	75		
SSS202P	91	SV255STR	90	XX0121PNU-ILPA	76		
SSS202R	91	SV256SR	90	XX0121PNZ	80		
SSS204P	91	SV256STR	90	XX0124H1A-DWB	81		
SSS204R	91	T02###EMFIFM	93	XX0124H1F-DWB	82		
SSS222P	91	VA2/2TP	90	XX0124M1A-DWB	81		
SSS222R	91	VA2/3	90	XX0124M1D-DT	79		
SSS224P	91	VA2/3TP	90	XX0124M1F-DWB	82		
SSS224R	91	VA2/4	90	XX0124M1M-DT	79		
SSS226P	91	VA2/5	90	XX0124M1Z	80		
SSS226R	91	VDM230	90	XX0241ANR.BK	77		
SSU102P	91	VDM230TS	90	XX0241ANR-ILRA	78		
SSU102R	91	VDM250	90	XX0241ANU.BK	77		
SSU122P	91	VDM250D	90	XX0241ANU-ILPA	78		
SSU122R	91	VHD1100	90	XX0241P1R	75		
SSU124P	91	VHD1100TK	90	XX0241P1Z	80		
SSU124R	91	VPM2000	90	XX0241PNR-ILRA	76		
SSU142P	91	VPM2000TS	90	XX0241PNU	75		
SSU142R	91	VS32001	90	XX0241PNU-ILPA	76		
SSU144P	91	VS42001	90	XX0244H1A-DWB	81		
SSU144R	91	VS52001	90	XX0244H1F-DWB	82		
SSU162P	91	VS62001	90	XX0244M1A-DWB	81		
SSU162R	91	VSD2001	90	XX0244M1D-DT	79		
SSU164P	91	VSD2001TS	90	XX0244M1F-DWB	82		

Notes





Who says you can't have it all?

With more than 165 years of experience behind us, General Cable leads the industry in quality and innovation.

From state-of-the-art network cabling and connectivity and fiber-to-the desk to entertainment and the factory floor, when you choose General Cable, not only are you assured of product excellence, you also have access to the broadest line of communications cables, including:

- **GenSPEED® Brand Cat 6A 10 Gig, Cat 6 and Cat 5e Products**
- **NextGen® Brand Fiber Optic Products**
- **Carol® Brand Electronic Products**
- **Gepco® Brand Broadcast, Professional & Commercial A/V Products**
- **General Cable Telecommunications & Central Office Cables**

General Cable has the resources, solutions and superior expertise you can depend on. Our products not only meet but exceed current cabling standards, and can be customized to fit any network or application.

Let us work with you to plan a complete communications delivery system that will keep you and your customers *Connected at the Speed of Life.*





Global Reach



General Cable, a leading wire and cable innovator for over 170 years, serves customers through a global network of manufacturing facilities in our core markets and has worldwide sales representation and distribution. The Company is dedicated to the production of high-quality aluminum, copper and fiber optic wire and cable and systems solutions for the energy, construction, industrial, specialty and communications sectors. In addition to our strong brand recognition and strengths in technology and manufacturing, General Cable is also competitive in such areas as distribution and logistics, marketing, sales and customer service. This combination enables General Cable to better serve its customers as they expand into new geographic markets.

General Cable

4 Tesseneer Drive
Highland Heights, Kentucky 41076-9753
Telephone: 800.424.5666
859.572.8000
Fax: 800.335.1270
Email: info@generalcable.com
www.generalcable.com

156 Parkshore Drive
Brampton, Ontario L6T 5M1
Telephone: 800.561.0649
905.494.5300
Fax: 800.565.2529
Email: infoca@generalcable.com