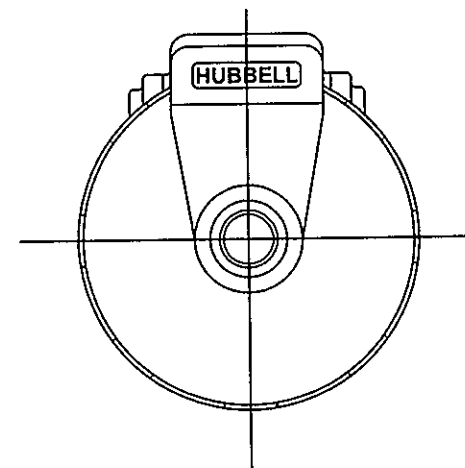
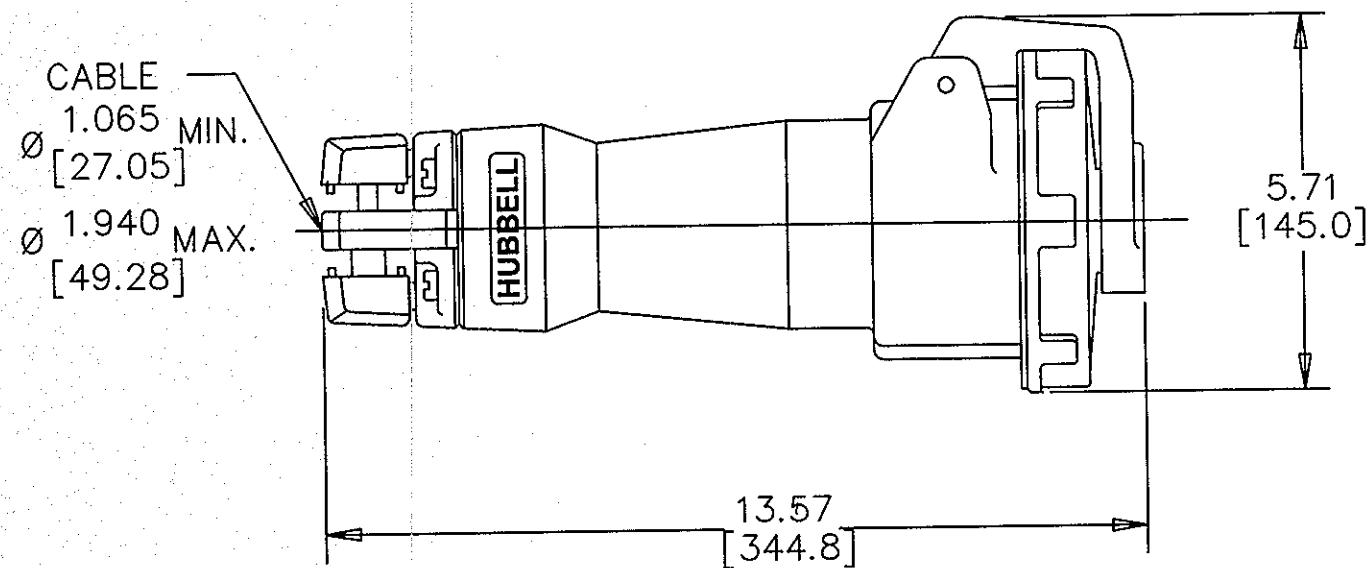
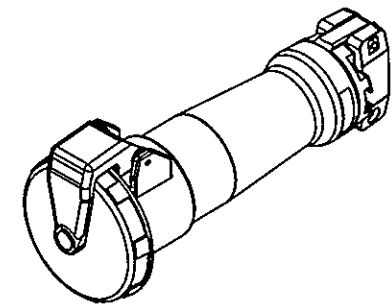


M-6080 6



LIST OF PARTS		
DESCRIPTION	MATERIAL	FINISH
HOUSING	SEE TABLE	
INTERIOR	THERMOSET	
SLEEVES	BRASS	
INSERT SPRINGS	ST. STEEL	
TERMINAL SCREWS	ST. STEEL	
COVER	POLYESTER	
COVER SCREW	BRASS	NICKEL
COVER SPRING	ST. STEEL	
GASKET	NEOPRENE	
DISC	POLYCARBONATE	
ARM	POLYESTER	
HINGE PIN	ST. STEEL	
HINGE SPRING	ST. STEEL	
GLAND CAP	POLYESTER	
GLANDS	NEOPRENE	
CLAMPS	POLYESTER	
CLAMP NUTS	BRASS	NICKEL
ASSEMBLY SCREWS	ST. STEEL	



CATALOG NO. HBL4100C7W
(NOT SHOWN TO SCALE)

CAT. NO.	CONFIGURATION	RATING	COMMENTS	HOUSING		CAT. NO.	CONFIGURATION	RATING	COMMENTS	HOUSING	
				MATERIAL	COLOR					MATERIAL	COLOR
						HBL4100C7W		100 A 3Ø 480 VAC		NYLON	RED
						HBL4100C9W		100 A 3Ø 250 VAC		NYLON	BLUE
HBL4100C5WS		100 A 3Ø 600 VAC PILOT CONTACT A600		NYLON	BLACK						
HBL4100C5W		100 A 3Ø 600 VAC		NYLON	BLACK						
HBL4125C6W		125 A 380-415 VAC		NYLON	RED	HBL4100C12W		100 A 125/250 VAC		NYLON	ORANGE

NOTES (UNLESS OTHERWISE SPECIFIED)

1) TOLERANCES ARE:

DECIMALS ± .03
ANGLES ± 2°

2) DIMENSIONS ARE: INCHES

[MILLIMETERS]

6	ADDED ISO VIEW TO INDICATE SOLID MODEL EMBEDDED IN DRAWING. PER DCN 21895 DDL	DJP	02/22/16
SYM	REVISIONS	APP	DATE

THE DESIGN AND DIMENSIONS OF THE
PRODUCT SHOWN ON THIS DRAWING ARE
SUBJECT TO CHANGE WITHOUT NOTICE

TITLE
100A & 125A 3 POLE 4 WIRE
PIN AND SLEEVE CONNECTORS

TOLERANCES UNLESS OTHERWISE SPECIFIED		WIRING DEVICE--KELLEMS HUBBELL INCORPORATED SHELTON, CT	
.XX = ± .01		DR. BY MJK	APP. BY DJP
.XXX = ± .005		TR. BY JMN	SCALE NONE
ANGLES = ± 2°		CHK'D BY DJP	DATE 6/26/06