

BRYANT METAL RACEWAY

***Delivering Quality Metal Raceway for
Commercial and Residential Applications***



BRYANT®


HBL500 and HBL750 Single Channel Metal Raceway

Bryant Metal Raceway HBL500 and HBL750 Series

Single Channel Raceway


Available in 5 ft. (1.5m) lengths, packed 50 ft. (15m) per carton and 10 ft. (3m) lengths, packed 100 ft. (30m) per carton. HBL5701C coupling furnished with each length.

**HBL500 Series
Base and Cover**
.040" (1.0mm) Steel



Part No.	Color	Length	A	B
HBL5005IV	Ivory	5 Ft.	.53" (13.46)	.76" (19.27)
HBL50010IV	Ivory	10 Ft.	.53" (13.46)	.76" (19.27)
HBL50010W	White	10 Ft.	.53" (13.46)	.76" (19.27)

**HBL750 Series
Base and Cover**
.040" (1.0mm) Steel




Part No.	Color	Length	A	B
HBL7505IV	Ivory	5 Ft.	.85" (21.59)	.76" (19.27)
HBL75010IV	Ivory	10 Ft.	.85" (21.59)	.76" (19.27)
HBL75010W	White	10 Ft.	.85" (21.59)	.76" (19.27)

Switched and Receptacle Boxes

Switch and Receptacle Box

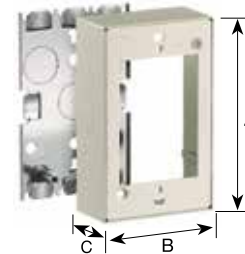
For standard switches and receptacles. Single gang box base has two ½ in. trade size KOs. Two gang box base has a rectangular KO and concentric ½ in. and ¾ in. trade size KOs. Three through six gang box bases have one ½ in. trade size KO per gang.



Part No.	Color	Gang	A	B	C
HBL5748IV	Ivory	1 Gang	4.54" (115.32)	2.82" (71.63)	1.75" (44.45)
HBL5748W	White				
HBL57482IV	Ivory	2 Gang	4.54" (115.32)	4.64" (117.86)	1.75" (44.45)
HBL57482W	White				
HBL57483IV	Ivory	3 Gang	4.54" (115.32)	6.45" (163.88)	1.75" (44.45)
HBL57483W	White				
HBL57484IV	Ivory	4 Gang	4.54" (115.32)	8.26" (209.91)	1.75" (44.45)
HBL57485IV	Ivory	5 Gang	4.54" (115.32)	10.01" (255.93)	1.75" (44.45)
HBL57486IV	Ivory	6 Gang	4.54" (115.32)	11.89" (301.96)	1.75" (44.45)

Shallow Switch and Receptacle Box


For shallow switches and receptacles. Single gang box base has two ½ in. trade size KOs. Two gang box base has a rectangular KO and concentric ½ in. and ¾ in. trade size KOs. Three gang box base has one ½ in. trade size KO per gang.



Part No.	Color	Gang	A	B	C
HBL5747IV	Ivory	1 Gang	4.54" (115.32)	2.82" (71.63)	1.375" (35.00)
HBL5747W	White				
HBL57472IV	Ivory	2 Gang	4.54" (115.32)	4.64" (117.86)	1.375" (35.00)
HBL57472W	White				
HBL57473IV	Ivory	3 Gang	4.54" (115.32)	6.45" (163.88)	1.375" (35.00)

Deep Switch and Receptacle Box


For deep devices or applications where additional room is beneficial. Single gang box base has two ½ in. trade size KOs. Two gang box base has a rectangular KO and concentric ½ in. and ¾ in. trade size KOs. Three gang box base has one ½ in. trade size KO per gang.



Part No.	Color	Gang	A	B	C
HBL5744SIV	Ivory	1 Gang	4.54" (115.32)	2.82" (71.63)	2.25" (57.00)
HBL5744SW	White				
HBL5744S2IV	Ivory	2 Gang	4.54" (115.32)	4.64" (117.86)	2.25" (57.00)
HBL5744S2W	White				
HBL5744S3IV	Ivory	3 Gang	4.54" (115.32)	6.45" (163.88)	2.25" (57.00)

Extra Deep Switch and Receptacle Box


For deep devices (such as momentary contact switches) or applications where additional room is beneficial. Single gang box base has two ½ in. trade size KOs. Two gang box base has a rectangular KO and concentric ½ in. and ¾ in. trade size KOs. Three gang box base has one ½ in. trade size KO per gang.



Part No.	Color	Gang	A	B	C
HBL5744IV	Ivory	1 Gang	4.54" (115.32)	2.82" (71.63)	2.75" (70.00)
HBL5744W	White				
HBL57442IV	Ivory	2 Gang	4.54" (115.32)	4.64" (117.86)	2.75" (70.00)
HBL57442W	White				
HBL57443IV	Ivory	3 Gang	4.54" (115.32)	6.45" (163.88)	2.75" (70.00)

Specialty Boxes


Extension Box



For extensions from existing flush switch and receptacle boxes. One-gang box.

Part No.	Color	A	B	C
HBL5751IV	Ivory	4.54" (115.32)	2.82" (71.63)	1.375" (35.00)
HBL5751W	White			
HBL5751AIV	Ivory	4.54" (115.32)	2.82" (71.63)	1.75" (44.45)
HBL5751AW	White			


Blank Extension Box



For extensions from existing flush switch and receptacle boxes where it is desired to blank original outlet. One-gang box.

Part No.	Color	A	B	C
HBL5760IV	Ivory	4.54" (115.32)	2.82" (71.63)	1.13" (28.70)

Combination Switch and Receptacle Box



For connecting to surface runs of 1/2 in. trade size conduit, one raceway twistout on each side and three raceway twistouts on top and bottom. One-gang box.

Part No.	Color	A	B	C
HBL5745IV	Ivory	4.54" (115.32)	2.82" (71.63)	1.375" (35.00)
HBL5745W	White			


Utility Box



For use as a tee, cross, pull box, junction box or blank box. Base has 1/2 in. trade size KOs. One-gang box.

Part No.	Color	A	B	C
HBL57242IV	Ivory	4.12" (104.78)	2.00" (50.80)	1.39" (35.31)
HBL57242W	White			


Alarm Device Box



For surface mounting of alarm devices and safety signals. Fits 4 in. (102.00) square boxes. Two-gang box.

Part No.	Color	A	B	C
HBL5752IV	Ivory	4.54" (115.32)	4.64" (117.86)	1.375" (35.00)
HBL5752R	Red	4.54" (115.32)	4.64" (117.86)	1.375" (35.00)


Extra Deep Alarm Device Box



For surface mounting of alarm devices and safety signals. Cover is 2.75 in. (70.00) deep. Fits 4 in. (102.00) square boxes. Two-gang box.

Part No.	Color	A	B	C
HBL5753IV	Ivory	4.54" (115.32)	4.64" (117.86)	2.75" (70.00)
HBL5753R	Red	4.54" (115.32)	4.64" (117.86)	2.75" (70.00)

Distribution Box



Twistouts permit use of three parallel raceway runs on each side. Cover takes devices with mounting screw centers of 2.75 in. (70.00), 3.5 in. (89.00), 4.0625 in. (103.00) and canopy fixture not larger than 4.625 in. (117.00). Can be used with HBL5736IV (blank cover) to create junction box. Two-gang box.


Part No.	Color	A	B	C
HBL5735IV	Ivory	4.54" (115.32)	4.64" (117.86)	1.375" (35.00)

*Note: Use catalog number HBL5791 for connecting 1/2 in. EMT to all HBL5700 Series rectangular boxes.

HBL500 and HBL750 Single Channel Metal Raceway

Round Boxes


Extension Box with Open Base



For mounting on 3.25 in. (83.00) or 4 in. (102.00) conduit boxes or other recessed outlets.

Part No.	Color	Outside Dia.	A	B
HBL5737IV	Ivory	4.75 inches	1.02" (26.00)	4.75" (120.65)
HBL5737W	White			
HBL5737AIV	Ivory	5.50 inches	1.02" (26.00)	5.50" (140.00)
HBL5737AW	White			
HBL5739AIV	Ivory	6.375 inches	1.02" (26.00)	6.375" (162.00)


Fixture Box with Solid Base



To hang fixtures. Cover takes any device with mounting screw centers of 2.75 in. (70.00), 3.5 in. (89.00) and 4.06 in. (103.00). Can be used as a pull or junction box when used with HBL5736IV (blank cover).

Part No.	Color	Outside Dia.	A	B
HBL5738IV	Ivory	4.75 inches	1.02" (26.00)	4.75" (120.65)
HBL5738W	White			
HBL5738AIV	Ivory	5.50 inches	1.02" (26.00)	5.50" (140.00)
HBL5738AW	White			
HBL5739IV	Ivory	6.375 inches	1.02" (26.00)	6.375" (162.00)
HBL5739W	White			


Outlet Box



For devices with mounting screw centers of 1.47 in. (37.00), 1.63 in. (41.00), 1.69 in. (44.00) or 1.84 in. (46.00). Will take device that mounts on G or H type conduit fittings.

Part No.	Color	A	B
HBL5733IV	Ivory	1.02" (26.00)	3.00" (76.00)

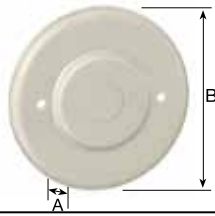
Blank Cover



For use as a tee, cross, pull box, junction box or blank box. Base has 1/2 in. trade size KOs. One-gang.

Part No.	Color	A	B
HBL5731IV	Ivory	.24" (6.10)	2.40" (60.96)


Blank Cover



For use with HBL5735IV, HBL5737IV, HBL5737AIV, HBL5739AIV, HBL5738IV, HBL5738AIV and HBL5739IV. Has 1/2 in. trade size KO in center.

Part No.	Color	A	B
HBL5736IV	Ivory	.38" (9.75)	4.19" (106.30)
HBL5736W	White		

Fanbox with Solid Base



Cover accepts fan bracket with mounting centers of 3.2 in. (81.00). Rated for fans and fixtures up to 50 lbs.

Part No.	Color	A	B
HBL5738AFIV	Ivory	1.02" (26.00)	4.76" (120.90)
HBL5738AFW	White		

Round Fixture Box for Audible Alarms




For installing round audible alarms.

Part No.	Color	A	B
HBL5739AABIV	Ivory	A: 1.62" (41.15)	B: 6.50" (165.10)
HBL5739AABW	White		

*Note: Use catalog number HBL5791 for connecting 1/2 in. EMT to all HBL5700 Series round boxes (except HBL5733IV and HBL5739AABIV).

Fittings


Internal Elbow



For inside surface at right angles.

Part No.	Color	Series	A	B	C
HBL517IV	Ivory	HBL500	3.33" (84.51)	.58" (14.73)	3.33" (84.51)
HBL517W	White				
HBL717IV	Ivory	HBL750	3.33" (84.51)	.90" (22.86)	3.33" (84.51)
HBL717W	White				

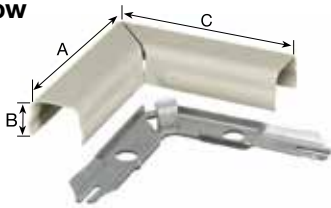
External Elbow



For outside surfaces at right angles.

Part No.	Color	Series	A	B	C
HBL518IV	Ivory	HBL500	2.59" (65.71)	.58" (14.73)	2.59" (65.71)
HBL518W	White				
HBL718IV	Ivory	HBL750	2.59" (65.71)	.90" (22.86)	2.59" (65.71)
HBL718W	White				

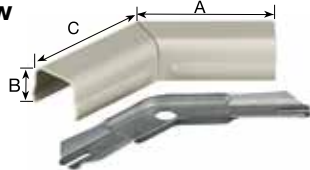
90° Flat Elbow



For right angle turns on same surface.

Part No.	Color	Series	A	B	C
HBL511IV	Ivory	HBL500	2.68" (68.13)	.61" (15.50)	2.68" (68.13)
HBL511W	White				
HBL711IV	Ivory	HBL750	2.68" (68.13)	.90" (22.86)	2.68" (68.13)
HBL711W	White				


45° Flat Elbow



For diagonal 45° turns on same surface.

Part No.	Color	Series	A	B	C
HBL512IV	Ivory	HBL500	2.46" (62.61)	.58" (14.73)	2.46" (62.61)
HBL712IV	Ivory	HBL750	2.70" (68.49)	.91" (23.06)	2.70" (68.49)

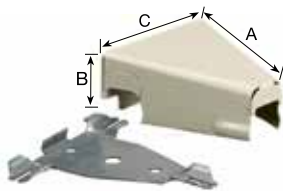
Internal Twisted Elbows



For 90° twist with 90° turn. For double turn at right angles from one to another. From a flat run on a sidewall to a flat run on a ceiling, edge of door or window trim. Accommodates both HBL500 and HBL750 Series.

Part No.	Color	Elbow	A	B	C
HBL5711RHIV	Ivory	Right	2.98" (75.72)	.94" (23.75)	3.00" (76.20)
HBL5711RHW	White				
HBL5711LHIV	Ivory	Left	2.98" (75.72)	.94" (23.75)	3.00" (76.20)
HBL5711LHW	White				


Tee



For branches at right angles. Accommodates both HBL500 and HBL750 Series.

Part No.	Color	A	B	C
HBL5715IV	Ivory	3.06" (77.67)	1.14" (28.86)	3.03" (76.96)
HBL5715W	White			

Connection Cover



To cover potential openings where two lengths of HBL500 or HBL750 Raceway come together.

Part No.	Color	Series	A	B
HBL506IV	Ivory	HBL500	.60" (15.24)	.80" (20.31)
HBL506W	White			
HBL706IV	Ivory	HBL750	.91" (23.10)	.80" (20.31)
HBL706W	White			

Mounting Strap
(one- or two-hole)



For mounting HBL500 or HBL750 Raceway to surface. Convert to one-hole by breaking off at score.

Part No.	Color	Series	A	B
HBL504IV	Ivory	HBL500	.58" (14.73)	.50" (12.70)
HBL504W	White			
HBL704IV	Ivory	HBL750	.90" (22.86)	.50" (12.70)
HBL704W	White			

HBL500 and HBL750 Single Channel Metal Raceway

Fittings


Bushing



Protect wires from potential abrasion. Fits into end of HBL500 or HBL750 Raceway. Zinc Plated steel.

Part No.	Series	A	B
HBL502B	HBL500	.35" (8.83)	.70" (17.68)
HBL702B	HBL750	.60" (15.24)	.70" (17.68)

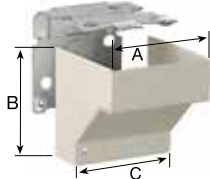
Transition Fitting



For transitioning from either Wiremold® V500 to Bryant HBL500 Raceway or Wiremold® V700 to Bryant HBL750 Raceway.

Part No.	Color	Series	A	B	C
HBL500TFIV	Ivory	HBL500	.65" (16.51)	.89" (22.61)	2.15" (54.61)
HBL750TFIV	Ivory	HBL750	.98" (24.89)	.89" (22.61)	2.15" (54.61)


Corner Box



For connecting HBL500 or HBL750 Raceway from ceiling or corner. Each leg of base has ½ in. trade size KO.

Part No.	Color	A	B	C
HBL5719IV	Ivory	2.50" (63.50)	2.50" (63.50)	2.40" (60.96)
HBL5719W	White			


Coupling



For joining and supporting lengths of HBL500 or HBL750 Raceway. Galvanized steel.

Part No.	A
HBL5701C	2.00" (50.80)


Support Clip



For supporting lengths of HBL500 or HBL750 Raceway.

Part No.	Color	A
HBL5703IV	Ivory	2.51" (63.75)
HBL5703W	White	

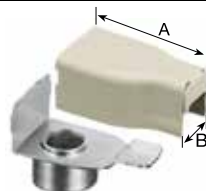
Elbow Box Connector



For connecting raceway at right angles to conduit boxes, panel boxes, etc. having KO for trade size conduit. Accommodates HBL500 and HBL750 Series.

Part No.	Color	A	B
HBL5783IV	Ivory	2.13" (54.05)	1.24" (31.50)

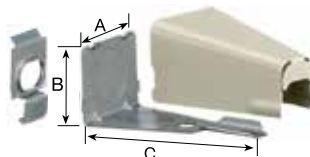
Elbow Conduit Connector



For connecting raceway at right angles to ½ in. trade size conduit or armored cable connectors. Accommodates HBL500 and HBL750 Series.

Part No.	Color	A	B
HBL5784IV	Ivory	2.13" (54.05)	1.24" (31.50)

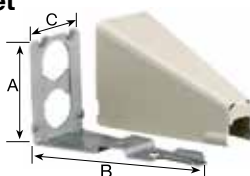
Combination Connector



For connecting raceway, without offsetting, to any 3.25 in. (83.00) or 4 in. (102.00) outlet box mounted on the surface with a KO for ½ in. trade size conduit. Spring steel bushing (included) eliminates need for conduit nipple and locknut. Accommodates HBL500 and HBL750 Series.

Part No.	Color	A	B	C
HBL5785IV	Ivory	2.90" (73.72)	1.27" (32.26)	1.64" (41.78)
HBL5785W	White			

Adjustable Offset Connector




Two ½ in. KOs for panel or conduit connection. Eliminates offsetting raceway when connecting to surface type panel boxes. One ½ in. chase nipple and locknut furnished. Accommodates HBL500 and HBL750 Series.

Part No.	Color	A	B	C
HBL5786IV	Ivory	1.84" (46.74)	3.89" (98.87)	1.50" (38.10)
HBL5786W	White			

Wiremold® is a registered trademark of The Wiremold Company
Bryant is not affiliated with The Wiremold Company.

Fittings

Entrance Connector



One 3/4 in. KOs for panel or conduit connection. One 3/4 in. chase nipple and locknut furnished. Accommodates HBL500 and HBL750 Series.

Part No.	Color	A	B	C
HBL5786AIV	Ivory	1.84" (46.74)	3.89" (98.87)	1.50" (38.10)
HBL5786AW	White			

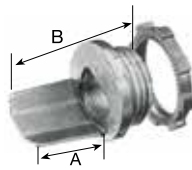
Flexible Section



For getting around offsets, side bends, twisted turns or curved surfaces. 18.00" (457.20) in length. Accommodates HBL500 and HBL750 Series.

Part No.	Color
HBL5700FIV	Ivory
HBL5700FW	White


Box Connector



For connecting raceway to conduit boxes or panel boxes having KO for conduit. May also be used for conduit type fittings. Accommodates HBL500 and HBL750 Series. Zinc plated steel.

Part No.	Size	A	B
HBL5781	1/2" (12.7) Male	.75" (19.1)	1.24" (31.62) 1.24"
HBL5781A	3/4" (19.1) Male	.75" (19.1)	(31.62)

Conduit Connector



For connecting raceway to conduit. Accommodates HBL500 and HBL750 Series. Zinc plated steel.

Part No.	Size	A	B
HBL5782C	1/2" (12.7) Female	.75" (19.1)	1.75" (44)
HBL5782A	3/4" (19.1) Female	.75" (19.1)	1.75" (44)

Grounding Clamp



Provides grounding means for 1/2 in. trade size conduit using locknut. Accommodates HBL500 and HBL750 Series. Zinc plated steel.

Part No.	A	B
HBL5709GC	1.04" (26.03)	1.18" (29.84)

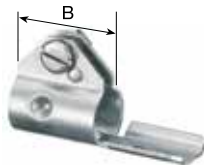
Special Nipple



For hanging or connecting either .375 in. (9.5) or .5 in. (12.7) fixtures to Bryant fittings with 1/2 in. trade size KOs. Accommodates HBL500 and HBL750 Series. Zinc plated steel.

Part No.	A
HBL5780	.63" (16.00)


Armored Cable Connector



For connecting 14/2, 14/3, 12/2 and 12/3 "MC" and armored cable to Bryant fittings. A short piece of HBL500IV/HBL750IV Raceway must be used between this connector and the Bryant fitting. Not for connection to 1/2 in. (12.7) flex conduit. Accommodates HBL500 and HBL750 Series. Galvanized steel.

Part No.	A	B
HBL5790B	2.00" (50.80)	.99" (25.25)

Ground Clamp




Used to provide additional grounding of raceway or to ground remotely located devices. Attach ground wire to screw as required by National Electrical Code. Accommodates HBL500 and HBL750 Series. Galvanized steel.

Part No.	A
HBL5709	2.00" (50.80)

HBL2000 Series Single Channel Metal Raceway

Bryant Metal Raceway HBL2000 Series

Single Channel Base and Cover




Packed 50 ft. (15m) per carton, 5 ft. (1.5m) lengths.

Part No.	Color	A	B	C
HBL2000BCIV	Ivory	1.31" (33.34)	.83" (21.1)	60.00" (1524.00)
HBL2000BCGY	Gray	1.31" (33.34)	.83" (21.1)	60.00" (1524.00)

Base

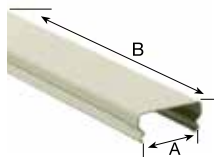
.040" (1.0mm) Steel



Packed 50 ft. (15m) per carton, 5 ft. (1.5m) lengths.

Part No.	Color	A	B
HBL2000B5IV	Ivory	1.31" (33.34)	60.00" (1524.00)
HBL2000B5GY	Gray	1.31" (33.34)	60.00" (1524.00)

Cover



Packed 50 ft. (15m) per carton, 5 ft. (1.5m) lengths.

Part No.	Color	A	B
HBL2000CIV	Ivory	1.31" (33.34)	60.00" (1524.00)
HBL2000CGY	Gray	1.31" (33.34)	60.00" (1524.00)


Wire Clip (Plated)



For holding conductors in place.

Part No.	Color	A
HBL2000WC	Galvanized Steel	.44" (11.18)

Coupling (Plated)



For joining lengths of HBL2000 Raceway.

Part No.	Color	A
HBL2001C	Galvanized Steel	2.00" (50.80)

Supporting Clip




For supporting lengths of HBL2000 at any point. Mount with #6 flat head fastener. Has set screw for locking to raceway.

Part No.	Color	A
HBL2003SC	Galvanized Steel	2.00" (50.80)

Boxes


One-Gang Device Box



For deep switches and receptacles. Base has 1/2 in. trade size KO and rectangular KO for extension to wall box.

Part No.	Color	A	B	C
HBL2048IV	Ivory	4.54" (115.32)	1.75" (44.45)	2.82" (71.63)
HBL2048GY	Gray	4.54" (115.32)	1.75" (44.45)	2.82" (71.63)

Two-Gang Device Box

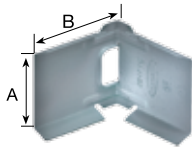


For deep switches and receptacles. Base has 1/2 in. trade size KO and rectangular KO for extension to wall box.

Part No.	Color	A	B	C
HBL20482IV	Ivory	4.54" (115.32)	1.75" (44.45)	4.64" (117.86)
HBL20482GY	Gray	4.54" (115.32)	1.75" (44.45)	4.64" (117.86)

Fittings

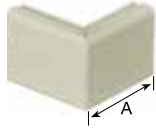
Internal Corner Coupling



For surfaces at right angles, or for use as a straight-through fitting. Furnished with one fiber bushing.

Part No.	Color	A	B
HBL2017TC	Galvanized Steel	1.30" (32.98)	1.40" (35.56)


External Elbow Coupling



For right angle turns around external corners.

Part No.	Color	A
HBL2018CIV	Ivory	1.88" (47.75)
HBL2018CGY	Gray	1.88" (47.75)

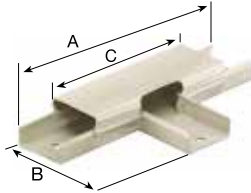
90° Flat Elbow



For right angle turns on same surface.

Part No.	Color	A
HBL2011IV	Ivory	2.56" (65.02)
HBL2011GY	Gray	2.56" (65.02)

Tee Fitting



For branches at right angles. Couplings furnished.

Part No.	Color	A	B	C
HBL2015IV	Ivory	6.00" (152.40)	2.81" (71.44)	4.00" (101.60)
HBL2015GY	Gray	6.00" (152.40)	2.81" (71.44)	4.00" (101.60)


Blank End Fitting



For closing open end of HBL2000 Raceway.

Part No.	Color	A
HBL2010BIV	Ivory	.78" (19.94)
HBL2010BGY	Gray	.78" (19.94)


Entrance End Fitting



For connecting HBL2000 Raceway with 1/2 in. conduit and armored cable connectors.

Part No.	Color	A	B	C
HBL2010A2IV	Ivory	3.01" (76.45)	1.30" (33.02)	1.49" (37.85)
HBL2010A2GY	Gray	3.01" (76.45)	1.30" (33.02)	1.49" (37.85)

Large Capacity Entrance End Fitting



Offers larger capacity than **HBL2010A2IV/GY**. 1/2 in. trade size KOs on end, each side and bottom.

Part No.	Color	A	B	C
HBL2010A3IV	Ivory	3.69" (93.80)	2.02" (51.18)	1.79" (45.36)
HBL2010A3GY	Gray	3.69" (93.80)	2.02" (51.18)	1.79" (45.36)


Ground Clamp (Plated)



For connection of equipment grounding conductor to provide an additional ground to raceway.

Part No.	Color	A
HBL2009GC	Galvanized steel	1.00" (25.64)

Cover Clip



Use to cover potential openings where two pieces of HBL2000 Raceway cover come together.

Part No.	Color	A
HBL2006IV	Ivory	.75" (19.05)
HBL2006GY	Gray	.75" (19.05)


End Reducing Connector



For connecting HBL2000 Raceway to HBL500 Raceway through end of HBL2000 Raceway.

Part No.	Color	A
HBL2089EIV	Ivory	.78" (19.81)

Side Reducing Connector



For connecting HBL2000 Raceway to HBL500 Raceway through side of HBL2000 Raceway.

Part No.	Color	A	B
HBL2089IV	Ivory	6.00" (152.40)	3.25" (82.55)

HBL2000 Series Single Channel Metal Raceway

Fittings


Flush Plate Adaptor



For feeding HBL2000 Raceway from an existing wall outlet.

Part No.	Color	A
HBL2051HIV	Ivory	4.50" (114.30)
HBL2051HGY	Gray	4.50" (114.30)

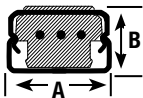
Transition Fitting



For transitioning from Wiremold® 2000 Raceway to Bryant HBL2000 Raceway.

Part No.	Color	A	B	C
HBL2000TFIV	Ivory	.82" (20.71)	1.38" (35.12)	2.04" (51.82)
HBL2000TFGY	Gray	.82" (20.71)	1.38" (35.12)	2.04" (51.82)

Metal PlugTrak®



A: 1.31" (33.28)
B: .92" (23.37)



3 Ft. Metal PlugTrak®

Ivory	Part No.		Amp	Circuits	# Single Recept.	Recep. Spacing (in.)	Available in Tamper-Resistant*
	Gray						
HBL20GB306IV	HBL20GB306GY	15	Single	6	6	✓	
HBL20IG306IV	HBL20IG306GY	15	IG/Single	6	6		
HBL24GB306IV	HBL24GB306GY	20	Single	6	6	✓	

5 Ft. Metal PlugTrak®

Ivory	Part No.		Amp	Circuits	# Single Recept.	Recep. Spacing (in.)	Available in Tamper-Resistant*
	Gray						
HBL20GB506IV	HBL20GB506GY	15	Single	10	6		
HBL20IG506IV	HBL20IG506GY	15	IG/Single	10	6		
HBL20GB512IV	HBL20GB512GY	15	Single	5	12	✓	
HBL20GBA512IV	HBL20GBA512GY	15	Two	5	12		
HBL20IG512IV	HBL20IG512GY	15	IG/Single	5	12		
HBL24GB506IV	HBL24GB506GY	20	Single	10	6		
HBL24GB512IV	HBL24GB512GY	20	Single	5	12	✓	
HBL24GBA512IV	HBL24GBA512GY	20	Two	5	12		



*For Tamper-Resistant, add the suffix **TR**. For example: **HBL20GB306IVTR**

6 Ft. Metal PlugTrak®

Ivory	Part No.		Amp	Circuits	# Single Recept.	Recep. Spacing (in.)
	Gray					
HBL20GB606IV	HBL20GB606GY	15	Single	12	6	
HBL20GB609IV	HBL20GB609GY	15	Single	8	9	
HBL20GB612IV	HBL20GB612GY	15	Single	6	12	
HBL20GB618IV	HBL20GB618GY	15	Single	4	18	
HBL20GBA609IV	HBL20GBA609GY	15	Two	8	9	
HBL20GBA612IV	HBL20GBA612GY	15	Two	6	12	
HBL20GBA618IV	HBL20GBA618GY	15	Two	4	18	
HBL20IG606IV	HBL20IG606GY	15	IG/Single	12	6	
HBL24GB606IV	HBL24GB606GY	20	Single	12	6	
HBL24GB612IV	HBL24GB612GY	20	Single	6	12	
HBL24GB618IV	HBL24GB618GY	20	Single	4	18	
HBL24GBA612IV	HBL24GBA612GY	20	Two	6	12	
HBL24GBA618IV	HBL24GBA618GY	20	Two	4	18	

Boxes and Accessories

Description	Color	Part No.
One-Gang Device Box	Ivory	HBL2048IV**
Two-Gang Device Box	Ivory	HBL20482IV**
Internal Corner Coupling	Galv. Steel	HBL2017TC
External Elbow	Ivory	HBL2018CIV**
Flat Elbow	Ivory	HBL2011IV**
Tee	Ivory	HBL2015IV**
Entrance End Fitting	Ivory	HBL2010A2IV**
Large Entrance End Fitting	Ivory	HBL2010A3IV*
Blank End Fitting	Ivory	HBL2010BIV**
Cover Clip	Ivory	HBL2006IV**
Supporting Clip	Galv. Steel	HBL2003SC
Coupling	Galv. Steel	HBL2001C

** For gray boxes and fittings, replace suffix "IV" with "GY". Almond devices and plates match ivory metal raceway. For detailed descriptions, photos and dimensions see pages 8-9.

Note: Bryant Metal PlugTrak is supplied with two **HBL2010B(IV)** or **(GY)** Blank End Fittings and one **HBL2001C**. Outlets match raceway color. "IG" Isolated receptacles are orange color.

Wiremold® is a registered trademark of The Wiremold Company
Bryant is not affiliated with The Wiremold Company.

Accessories

Touch-up Paint Pen



For touching up scratches on HBL500, HBL750 and HBL2000 Series Metal Raceway, Boxes and Fittings. Also can be used on Metal PlugTrak®.

Part No.	Color
HBLIWEP	Ivory
HBLGWEP	Gray

Cutters



Portable cutter for cutting Metal Raceway.

Part No.	Series
HBL605CUT	HBL500 Series
HBL607CUT	HBL750 Series
HBL620C	HBL2000 Series

Replacement Blades



Replacement blades for cutters.

Part No.	Series
HBL605K	HBL500 Series
HBL607K	HBL750 Series
HBL620BCK	HBL2000 Series

Raceway Bender



Portable bender for HBL500 and HBL750 Series Raceways.

Part No.	Series
HBL600B	HBL500 and HBL750 Series

Painted Metal Plates

Gang	Color	Switch	Duplex	Rectangular	Blank		Single Recep. (1.41 I.D.)
					Box Mount	Strap Mount	
1-Gang	Almond	SP1AL*	SP8AL*	PHPS1AL*	SP14BAL*	SP14AL*	SP7AL*
2-Gang	Almond	SP2AL*	SP82AL*	PHPS2AL*	SP24BAL*	SP24AL*	—
3-Gang	Almond	SP3AL	SP83AL	PHPS3AL	SP34BAL	SP34AL	—
4-Gang	Almond	SP4AL	—	PHPS4AL	—	—	—
5-Gang	Almond	SP5AL	—	PHPS5AL	—	—	—
6-Gang	Almond	SP6AL	—	PHPS6AL	—	—	—


* For Gray replace AL with G. For Example: SP1AL becomes SP1G.



Combination Plates

Description	Color	Part No.
1 Switch, 1 Duplex	Almond	SP18AL*
1 Rectangular, 1 Switch	Almond	PJS126AL*
1 Duplex, 2 Switch	Almond	SP28AL*
1 Rectangular, 2 Switch	Gray	PJS226G

* For Gray replace AL with G. Example: SP18AL becomes SP18G.



Communication Outlet Plates

Description	Color	Part No.
1-Gang, 2-Port Decorator Frame	Almond	NS612AL*
1-Gang, 3-Port Decorator Frame	Almond	NS613AL*
1-Gang, 4-Port Decorator Frame	Almond	NS614AL*
1-Gang, 6-Port Decorator Frame	Almond	NS616AL*
1-Gang Adapter, .406" Dia. Hole	Almond	NS621AL*
1-Gang Adapter, Blank	Almond	NS620AL*

* Replace AL with G for gray, W for white. Example: NS614AL becomes NS614G or NS614W.



Comm/Data and Audio/Video

Bryant's Audio/Video Connectors allow custom creation of multimedia outlets and workstations while maintaining a decorative look. For more information related to Bryant's broad offering of accessory jacks, please contact Bryant Customer Service at 800-323-2792.



Metal Raceway Technical Information

Metal Raceway Series

Wire Fill Capacities

	Power (THHN/T90 Nylon)			Voice		Data (Copper Cables)					Data (Multimode Fiber Optic Cables)			
	14 AWG	12 AWG	10 AWG	4-Pair	25-Pair	Type RG59U	Cat. 5e	Cat. 6	Cat. 6A	Cat. 6 STP	(2) or (4) Fiber Round Cable	Fiber Optic Jumpers	Fiber Optic Zip Cord	
Wire O.D. (inches)	0.111	0.13	0.164	0.19	0.41	0.242	0.21	0.25	0.35	0.29	0.19	0.118	.12 x .24	
Wire Area (square in.)	0.0097	0.0133	0.0211	0.0283	0.1320	0.0460	0.0346	0.0491	0.0962	0.0660	0.0283	0.0109	0.0288	
Channel Area Square inches (cm ²)	40% Wire Fill Capacity													
HBL500	0.22 (1.4)	7	5	3	3	1	2	3	2	1	1	3	8	3
HBL750	0.40 (2.6)	12	9	5	6	1	3	5	3	2	2	6	15	6
HBL2000	0.89 (5.7)	7	7	0	13	3	8	10	7	4	5	13	33	12

Note: Pathway (Raceway) fill shall be 40% maximum. Raceway fittings and outlets/receptacles reduce the cross section of the raceway system, thus reducing overall cable fill capacity.

Metal PlugTrak®

Specifications

Receptacle configuration	NEMA 5-15R
Wire size	#12 AWG stranded copper
Receptacle face	Thermoplastic
Receptacle rating	15A 125V
Material	Steel

Codes/Standards

TIA/EIA	569B Commercial Building Standard for Telecommunications Pathways and Spaces
UL Standard	UL 5 Surface Metal Raceway and Fittings
UL File Number	E253976 / E253830 / E253833
CSA Standard Surface Metal	C22.2 No. 62 Surface Raceway Systems

Also Available from Bryant



BRYANT®

www.bryant-electric.com

