



## End-to-End Solutions

Hubbell solutions offer a fully integrated system of copper and fiber network cabling and components that are designed to exceed all applicable standards for performance and reliability. Hubbell cabling infrastructure offers the option of a complete end-to-end system utilizing Hubbell connectivity and cable or an open architecture solution utilizing Hubbell connectivity and cable from any of our qualified cable partners. Either option delivers all the benefits that component-level performance can offer to end users, designers and specifiers.

Hubbell cabling systems provide the confidence of third party component performance verification, along with a full 25-Year MISSION CRITICAL<sup>®</sup> System Warranty. Future performance, including 100W PoE capability, is also engineered into Hubbell UTP cabling systems to assure long term operation with emerging applications.





## End-to-End Solutions

NEXTSPEED® Ascent Category 6A UTP System .....	A4
NEXTSPEED® Ascent Category 6A Shielded System .....	A5
NEXTSPEED® Category 6 UTP System.....	A6
NEXTSPEED® Category 5e UTP System .....	A7
Hubbell OptiChannel Fiber Solutions .....	A8



## The Hubbell Integrated System Advantage

Over the past decade, Ethernet data rates have escalated to support transmission of increasing volumes of data with larger file sizes associated with cloud computing, virtualization, streaming video and other digital media content. The increase in data rates impacts how networks and cabling infrastructure are designed and installed.

Supporting today's bandwidth intensive applications has resulted in a shift to 10GBASE-T deployments. As a result, 10GBASE-T is expanding in the enterprise and the data center. Hubbell's extensive line of both copper and fiber systems support 10GbE and other emerging technologies.



Hubbell is a Solution Developer Partner within the Cisco Developer Network Program






Jack  
HJ6AB



Patch Panel  
HP6A24



Cable  
C6ASRB



Patch Cord  
HC6AB01

NEXTSPEED® Ascent Category 6A UTP solution is a tuned system of structured cabling components designed and balanced to work together to support bandwidth beyond 625MHz. NEXTSPEED® Ascent provides the highest level of reliability with a zero bit error rate of 10<sup>-13</sup>.

## NEXTSPEED® Ascent Category 6A Jacks

Color	Single Pack	25-Pack	Color	Single Pack	25-Pack
Black	<b>HJ6ABK</b>	<b>HJ6ABK25</b>	Office White	<b>HJ6AOW</b>	<b>HJ6AOW25</b>
Blue	<b>HJ6AB</b>	<b>HJ6AB25</b>	Orange	<b>HJ6AOR</b>	<b>HJ6AOR25</b>
Electric Ivory	<b>HJ6AEI</b>	<b>HJ6AEI25</b>	Purple	-	<b>HJ6AP25</b>
Gold	-	<b>HJ6AGL25</b>	Red	<b>HJ6AR</b>	<b>HJ6AR25</b>
Gray	<b>HJ6AGY</b>	<b>HJ6AGY25</b>	White	<b>HJ6AW</b>	<b>HJ6AW25</b>
Green	<b>HJ6AGN</b>	<b>HJ6AGN25</b>	Yellow	<b>HJ6AY</b>	<b>HJ6AY25</b>

Note: Light Almond is the same color as Office White. See color chart on page V12.

## NEXTSPEED® Ascent Category 6A Component Patch Panels, 19"

Format	Color	24-Port Catalog No.	48-Port Catalog No.
Standard	Black	<b>HP6A24</b>	<b>HP6A48</b>
Standard	White	<b>HP6A24W</b>	<b>HP6A48W</b>
Angled	Black	<b>HP6A24A*</b>	<b>HP6A48A*</b>

\*Angled panels protrude 4.46" from the plane of the rack. One extra inch of space is recommended between the door and panel angle.

Note: See page C4 for additional sizes.

## NEXTSPEED® Ascent Category 6A Cable

Color	Plenum Spool	Riser Spool
Blue	<b>C6ASPB</b>	<b>C6ASRB</b>
Gray	<b>C6ASPGY</b>	<b>C6ASRGY</b>
White	<b>C6ASPW</b>	<b>C6ASRW</b>
Yellow	<b>C6ASPY</b>	<b>C6ASRY</b>

Note: All category rated cable is packaged in 1000ft quantities. Made-to-order colors available.

See Section E for additional cable requirements.

## NEXTSPEED® Ascent Category 6A Patch Cords

Color	Catalog No.	Color	Catalog No.
Black	<b>HC6ABKyy</b>	Purple	<b>HC6APyy</b>
Blue	<b>HC6AByy</b>	Pink	<b>HC6APKyy</b>
Green	<b>HC6AGNyy</b>	Red	<b>HC6ARyy</b>
Gray	<b>HC6AGYyy</b>	White	<b>HC6AWyy</b>
Orange	<b>HC6AORyy</b>	Yellow	<b>HC6AYyy</b>

yy = Standard Length: **01** (1'), **03** (3'), **05** (5'), **07** (7'), **10** (10'), **15** (15'), **20** (20'). Made-to-order lengths are available from 25ft to 100ft in 5ft increments. See color chart on page V12.

## NEXTSPEED® 10 GbE Field Termination Kits

Pairs	Legs	Connecting Blocks	Catalog No.
64-pair	With	16	<b>6110FTK64WL</b>
64-pair	Without	16	<b>6110FTK64NL</b>
192-pair	With	64	<b>6110FTK192WL</b>

Note: 6-110, 4-pair connecting blocks. See page C10 for full connecting block system.

## NEXTSPEED® Ascent Category 6A Pre-Terminated Trunk Cable Assemblies

BIDnet Pre-Terminated Copper Trunk Cable Assemblies are the ideal solutions for data centers, open office and other applications where accuracy, reliability and performance are critical factors.

- Simplifies installation time by 75%
- Reduces initial installation cost by 30%
- 100% factory tested and assembled
- Mission Critical® 25-year warranty

Note: Contact your local distributor or Hubbell Customer Service for additional information on BIDnet Pre-Terminated Trunk Cable Assemblies.




Shielded Jack  
SJ6A



Shielded Patch Panel  
HPJS24



Shielded Patch Cord  
PC6AGY03



FTP Cable  
C6AFTSPGY

NEXTSPEED® Ascent Shielded Category 6A FTP is a tuned system of structured cabling components designed and balanced to work together delivering headroom beyond 500MHz. Ascent Shielded systems provide the highest level of reliability with additional protection against AXT and other external noise sources.

### NEXTSPEED® Ascent Shielded Category 6A Jacks

Unit of Measure	Catalog No.
Single pack	<b>SJ6A</b>
24-pack	<b>SJ6A24</b>

### NEXTSPEED® Shielded Category 6A Patch Cords

Color	Catalog No.	Color	Catalog No.
Black	<b>PC6ABKyy</b>	Gray	<b>PC6AGYyy</b>
Blue	<b>PC6AByy</b>	Yellow	<b>PC6AYyy</b>

yy = Standard Length: **03** (3'), **05** (5'), **07** (7'), **10** (10'), **15** (15'), **20** (20'), **25** (25'). Made-to-order lengths are available from 30ft to 75ft in 5ft increments.

### NEXTSPEED® Shielded Patch Panels, Unloaded, 19"

Ports	Height Inches (mm)	Rack Units	Color	Catalog No.
24	1.75" (45)	1	Black	<b>HPJS24</b>
48	3.50" (89)	2	Black	<b>HPJS48</b>

Note: Jacks shown above are sold separately.

### NEXTSPEED® Ascent 10GbE, FTP Cable, 4-Pair

Color	Plenum Spool	Riser Spool
Blue	<b>C6AFTSPB</b>	<b>C6AFTSRB</b>
Gray	<b>C6AFTSPGY</b>	<b>C6AFTSRGY</b>
White	<b>C6AFTSPW</b>	<b>C6AFTSRW</b>
Yellow	<b>C6AFTSPY</b>	<b>C6AFTSRY</b>

Note: All category rated cable is packaged in 1000 foot quantities. Made-to-order colors available.

### NEXTSPEED® Ascent Shielded Category 6A Trunk Cable Assemblies


BIDnet Pre-Terminated Copper Trunk Assemblies improve air flow in the data center, decrease installation time and supply superior performance.

- Simplifies installation time by 75%
- Reduces initial installation cost by 30%
- 100% factory tested and assembled
- Mission Critical® 25-year warranty

Note: Contact your local distributor or Hubbell Customer Service for additional information on BIDnet Pre-Terminated Copper Trunk Assemblies.



Jack  
HXJ6BK



Patch Panel  
HP648A



Patch Cord  
HC6B01



Cable  
C6RPY

The NEXTSPEED® Category 6 UTP system is designed to deliver headroom beyond 500MHz for dependable Multi-gigabit Ethernet applications. NEXTSPEED's extended bandwidth provides reliability with zero bit error rate performance for today's high speed digital communications.

## NEXTSPEED® Category 6 Jacks

Color	Single Pack	25-Pack	Color	Single Pack	25-Pack
Black	<b>HXJ6BK</b>	<b>HXJ6BK25</b>	Office White	<b>HXJ6OW</b>	<b>HXJ6OW25</b>
Blue	<b>HXJ6B</b>	<b>HXJ6B25</b>	Purple	–	<b>HXJ6P25</b>
Gold	–	<b>HXJ6GL25</b>	Red	<b>HXJ6R</b>	<b>HXJ6R25</b>
Gray	<b>HXJ6GY</b>	<b>HXJ6GY25</b>	White	<b>HXJ6W</b>	<b>HXJ6W25</b>
Green	<b>HXJ6GN</b>	<b>HXJ6GN25</b>	Yellow	<b>HXJ6Y</b>	<b>HXJ6Y25</b>

Note: Light Almond is the same color as Office White. See color chart on page V12.

## NEXTSPEED® Category 6 Patch Panels, 19"

Format	Color	24-Port Catalog No.	48-Port Catalog No.
Standard	Black	<b>HP624</b>	<b>HP648</b>
Standard	White	<b>HP624W</b>	<b>HP648W</b>
Angled	Black	<b>HP624A*</b>	<b>HP648A*</b>

\*Angled panels protrude 4.46" from the plane of the rack. One extra inch of space is recommended between the door and panel angle.

Note: See page C5 for additional sizes.

## NEXTSPEED® Category 6 Patch Cords

Color	Catalog No.	Color	Catalog No.
Black	<b>HC6BKyy</b>	Purple	<b>HC6Pyy</b>
Blue	<b>HC6Byy</b>	Red	<b>HC6Ryy</b>
Green	<b>HC6GNyy</b>	White	<b>HC6Wyy</b>
Gray	<b>HC6GYyy</b>	Yellow	<b>HC6Yyy</b>
Orange	<b>HC6ORyy</b>		

yy = Standard Length: **01** (1'), **03** (3'), **05** (5'), **07** (7'), **10** (10'), **15** (15'), **20** (20'), **25** (25'). Made-to-order lengths are available from 30ft to 100ft in 5ft increments. See color chart on page V12.

## NEXTSPEED® Category 6 UTP Cable, 4-Pair

Color	REELEX® Plenum Box	REELEX® Riser Box
Blue	<b>C6RPB</b>	<b>C6RRB</b>
Gray	<b>C6RPGY</b>	<b>C6RRGY</b>
White	<b>C6RPW</b>	<b>C6RRW</b>
Yellow	<b>C6RPY</b>	<b>C6RRY</b>

Note: All category rated cable is packaged in 1000 foot quantities. Made-to-order colors available. See Section E for additional cable requirements. REELEX is licensed and patented by Windings Inc.

## NEXTSPEED® Category 6 Field Termination Kits

Pairs	Legs	Connecting Blocks	Catalog No.
64-pair	With	16	<b>6110FTK64WL</b>
64-pair	Without	16	<b>6110FTK64NL</b>
192-pair	With	64	<b>6110FTK192WL</b>

Note: 6-110, 4-pair connecting blocks. See page C10 for full connecting block system.

## NEXTSPEED® Category 6 Trunk Cable Assemblies

BIDnet assemblies provide simplicity for permanent links between switches, servers, patch panels, MUTOAs and zone distribution areas enabling easy moves, adds and changes to the infrastructure.

- Simplifies installation time by 75%
- Reduces initial installation cost by 30%
- 100% factory tested and assembled
- Mission Critical® 25-year warranty

Note: Contact your local distributor or Hubbell Customer Service for additional information on BIDnet Pre-Terminated Copper Trunk Assemblies.




Jack  
HXJ5EB



Patch Panel  
HP5E24



Patch Cord  
HC5EB01



Cable  
C5EPRPB

NEXTSPEED® Category 5e is designed to support reliable Gigabit Ethernet performance. The NEXTSPEED system is available in a variety of colors, lengths and configurations for multiple applications.

### NEXTSPEED® Category 5e Jacks

Color	Single Pack	25-Pack
Black	<b>HXJ5EBK</b>	<b>HXJ5EBK25</b>
Blue	<b>HXJ5EB</b>	<b>HXJ5EB25</b>
Gold	-	<b>HXJ5EGL25</b>
Gray	<b>HXJ5EGY</b>	<b>HXJ5EGY25</b>
Green	<b>HXJ5EGN</b>	<b>HXJ5EGN25</b>

Note: Light Almond is the same color as Office White. See color chart on page V12.

Color	Single Pack	25-Pack
Office White	<b>HXJ5EOW</b>	<b>HXJ5EOW25</b>
Purple	-	<b>HXJ5EP25</b>
Red	<b>HXJ5ER</b>	<b>HXJ5ER25</b>
White	<b>HXJ5EW</b>	<b>HXJ5EW25</b>
Yellow	<b>HXJ5EY</b>	<b>HXJ5EY25</b>

### NEXTSPEED® Category 5e Patch Panels, 19"

Format	Color	24-Port Catalog No.	48-Port Catalog No.
Standard	Black	<b>HP5E24</b>	<b>HP5E48</b>
Standard	White	<b>HP5E24W</b>	<b>HP5E48W</b>
Angled	Black	<b>HP5E24A*</b>	<b>HP5E48A*</b>

\*Angled panels protrude 4.46" from the plane of the rack. One extra inch of space is recommended between the door and panel angle.

Note: See page C6 for additional sizes.

### NEXTSPEED® Category 5e Patch Cords

Color	Catalog No.	Color	Catalog No.
Black	<b>HC5EBKyy</b>	Purple	<b>HC5EPyy</b>
Blue	<b>HC5EByy</b>	Red	<b>HC5ERYy</b>
Gray	<b>HC5EGYyy</b>	White	<b>HC5EWyy</b>
Green	<b>HC5EGNyy</b>	Yellow	<b>HC5EYyy</b>
Orange	<b>HC5EORyy</b>		

yy = Standard Length: **01** (1'), **03** (3'), **05** (5'), **07** (7'), **10** (10'), **15** (15'), **20** (20'). Made-to-order lengths are available from 25ft to 100ft in 5ft increments.

### NEXTSPEED® GbE Ethernet Patch Panels, 19"

Format	Color	24-Port Catalog No.	48-Port Catalog No.
Standard	Black	<b>PG24</b>	<b>PG48</b>

### NEXTSPEED® Category 5e UTP Cable, 4-Pair

Color	REELEX® Plenum	REELEX® Riser
Blue	<b>C5EPRPB</b>	<b>C5EPRRB</b>
Gray	<b>C5EPRPGY</b>	<b>C5EPRRGY</b>
White	<b>C5EPRPW</b>	<b>C5EPRRW</b>
Yellow	<b>C5EPRPY</b>	<b>C5EPRRY</b>

Note: All category rated cable is packaged in 1000ft quantities. Made-to-order colors available. See Section E for additional cable requirements. REELEX is licensed and patented by Windings Inc.

### NEXTSPEED® Category 5e Field Termination Kits

Pairs with 4-pair blocks	Catalog No.
50-pair	<b>110BLK50FTK4</b>
100-pair	<b>110BLK100FTK4</b>
300-pair	<b>110BLK300FTK4</b>

Note: See page C11 for more information on 4- and 5-pair Category 5e 110 blocks.

### NEXTSPEED® Category 5e Trunk Cable Assemblies

BIDnet offers a "Green" approach to cabling by providing the exact lengths and number of connections, eliminating unwanted cable waste.

- Simplifies installation time by 75%
- Reduces initial installation cost by 30%
- 100% factory tested and assembled
- Mission Critical® 25-year warranty


Note: Contact your local distributor or Hubbell's Customer Service for additional information on BIDnet Pre-Terminated Copper Trunk Assemblies.



PROclick® Connectors  
FCLC900K50GM12  
FCSC900K50GM12



High Density Enclosure  
FCRHD1BK



Cable  
HFCD1024P3



MPO Cassette  
OCLCQ50G



Fiber Trunk Assembly,  
Made to Order

The Hubbell OptiChannel system is a comprehensive, end-to-end fiber solution that supports high bandwidth data center applications including 10/40/100 Gigabit Ethernet. The OptiChannel high density modular design promotes efficiency, flexibility and maximum space utilization without compromising accessibility.

## PROclick® Connectors

OM3 multimode	
Description	Catalog No.
LC 12-pack	<b>FCLC900K50GM12</b>
SC 12-pack	<b>FCSC900K50GM12</b>
LC 100-pack	<b>FCLC900K50GM100</b>

## Standard SC/LC-MPO Cassettes

50, OM3		
Description	Ports	Catalog No.
SC duplex	12	<b>OCSC50G</b>
LC duplex	12	<b>OCLC50G</b>
LC duplex	24	<b>OCLCD50G</b>
LC quad	24	<b>OCLCQ50G</b>

Note: Standard LC-MPO cassettes are not compatible with the HD enclosures.

## Ultra Compact LC-MPO Cassettes

Description	Catalog No.
12-port, 50, OM3	<b>OCLCHD50G3</b>

## Fiber Trunk Cable Assemblies

BIDnet pre-terminated fiber trunk assemblies are custom made to order in any length, fiber type or cable construction for a reliable, high-performance data center.

- Fast, efficient deployment
- 100% factory tested and assembled
- Mission Critical® 25-year warranty

MPO round, OM3/OM4	
Options	Applications Supported
12-fiber	10/40 GbE
24-fiber	10/40/100 GbE
48-fiber	10/40/100 GbE

Note: Contact your local distributor or Hubbell customer service for additional information on BIDnet Pre-Terminated Fiber Trunk Assemblies. See page H6 for fiber BIDnet assemblies.

## High Density Patch Cords

OM3 duplex single jacket	
Description	Catalog No.
LC to LC	<b>HDPCLC50G3My</b>
LC to SC	<b>HDPCLCSC50G3My</b>

y = Standard Length: **1, 2, 3, 4, 5, 6, 8** or **10** meters

## High Density Enclosures

144-port, 1U, 19" (483)	
Color	Catalog No.
Black	<b>FCRHD1UBK</b>
Gray	<b>FCRHD1UGY</b>

## Cable

Description	Catalog No.
Indoor, tight buffer	<b>HFCD1</b> Series
Indoor, tight buffer, armored	<b>HFCD15</b> Series
Indoor/outdoor, tight buffer	<b>HFCD14</b> Series
Indoor/outdoor, tight buffer, armored	<b>HFCD19</b> Series

Note: See Section I for more information.

## Standard Patch Cords

OM3 duplex zipcord jacket	
Description	Catalog No.
LC to LC	<b>DFPCLCLCEyMM</b>
MSFP to LC	<b>MSFPLC50G3My</b>


y = Standard Length: **1, 2, 3, 4, 5, 6, 8** or **10** meters





## COPPER | Work Area

Hubbell's work area solutions and modular connectivity have many innovative features that integrate into a wide range of Hubbell products—floor boxes, patch panels, conference table boxes, fire-rated poke-throughs and face plates.





# COPPER | Work Area

NEXTSPEED® Ascent Category 6A Jacks .....	B3
NEXTSPEED® Ascent Category 6A and 6 Shielded Jacks .....	B4
Hubbell Xcelerator Category 6, Category 5e and USOC Jacks.....	B5
Hubbell Xcelerator Jack Accessories .....	B6
Hubbell Xcelerator Termination Tools .....	B7
Hubbell iSTATION Rear Loading Faceplates .....	B9
Hubbell iSTATION Stainless Steel Plates.....	B10
Hubbell iSTATION Decorator Plates and Frames.....	B11
Hubbell iSTATION Secure-IT and Phone Plates .....	B13
Hubbell iSTATION Furniture Plates and Adapters .....	B14
Hubbell iSTATION Surface Mount Boxes.....	B15
Hubbell iSTATION AMO and OFPPL Multimedia Boxes.....	B16
Hubbell iSTATION International Frames, Modules and Plates.....	B17
Hubbell iSTATION Modular Adapters.....	B18



**Highest Density**

Small form factor allows up to 6 jacks in a single gang or 48 jacks in a 1-U panel.

**Specifications**



- 4.5db min NEXT component margin @ 500MHz over TIA-568-C.2
- 1.5dB min NEXT component margin over ISO
- Third party verification program
- 100% factory tested

**Standards**

- TIA-568-C.2 Category 6A component
- IEC 60603-7-41 Category 6A component
- Qualified to 150% of IEEE 802.3bt current level
- IEEE 802.3an 10GBASE-T



**Strain Relief**

Locking IDC stuffer cap secures wires to ensure complete termination retention.



HJ6ABK

**NEXTSPEED® Ascent Category 6A Jacks**

Color	Single Pack	25-Pack
Black	<b>HJ6ABK</b>	<b>HJ6ABK25</b>
Blue	<b>HJ6AB</b>	<b>HJ6AB25</b>
Electric Ivory	<b>HJ6AEI</b>	<b>HJ6AEI25</b>
Gold	-	<b>HJ6AGL25</b>
Gray	<b>HJ6AGY</b>	<b>HJ6AGY25</b>
Green	<b>HJ6AGN</b>	<b>HJ6AGN25</b>
Office White	<b>HJ6AOW</b>	<b>HJ6AOW25</b>
Orange	<b>HJ6AOR</b>	<b>HJ6AOR25</b>
Purple	-	<b>HJ6AP25</b>
Red	<b>HJ6AR</b>	<b>HJ6AR25</b>
White	<b>HJ6AW</b>	<b>HJ6AW25</b>
Yellow	<b>HJ6AY</b>	<b>HJ6AY25</b>

Note: Also available in 100 packs.  
See color chart on page V12.



**IDC Lacing**

IDC towers have a blade feature to assist pair splitting during termination.



### Specifications



- Zinc die-cast construction provides enhanced protection
- Third party verified
- 100% factory tested

### Standards

- TIA-568-C.2 Category 6A component
- IEC 60603-7-51 Category 6A component
- Qualified to 150% of IEEE 802.3bt current level
- IEEE 802.3an 10GBASE-T



### Termination Cap

Quick lacing termination cap eliminates punching down individual wires increasing termination speed and quality.



### Die-Cast Housing

Jack housing made from die cast zinc and hinges open to accept termination cap.



SJ6A

## NEXTSPEED® Ascent Category 6A Shielded Jacks

Unit of Measure	Catalog No.
Single pack	<b>SJ6A</b>
24-pack	<b>SJ6A24</b>


## NEXTSPEED® Category 6 Shielded Jacks

Unit of Measure	A-Wired Catalog No.
Single pack	<b>SJ6</b>
24-pack	<b>SJ624</b>



### Tool-Less Termination

Jack housing easily closes by hand to terminate all four pairs at once and locks to provide superior strain relief.



**Labor Savings**  
Exclusive 1-Punch Tool, terminates within seconds.



**Universal Wiring**  
Two distinct labels eliminate wiring confusion, T568B or T568A.



**IDC Lacing**  
IDC towers have a blade feature to assist pair splitting during termination.

**Specifications**



- Mating cycles: 2500
- Manufacturing: 100% factory tested

**Standards**

- TIA-568-C.2 Category 6 component
- IEC 60603-7-4 Category 6 component
- Qualified to 150% of IEEE 802.3bt current level
- IEEE 802.3an 10GBASE-T



Category 6 Jack  
HXJ6GN



Category 5e Jack  
HXJ5EB



USOC Jack  
HXJUEI

**NEXTSPEED® Ascent Category 6 Jacks**

Color	Single Pack	25-Pack
Black	<b>HXJ6BK</b>	<b>HXJ6BK25</b>
Blue	<b>HXJ6B</b>	<b>HXJ6B25</b>
Electric Ivory	<b>HXJ6EI</b>	<b>HXJ6EI25</b>
Gold	-	<b>HXJ6GL25</b>
Gray	<b>HXJ6GY</b>	<b>HXJ6GY25</b>
Green	<b>HXJ6GN</b>	<b>HXJ6GN25</b>
Office White	<b>HXJ6OW</b>	<b>HXJ6OW25</b>
Orange	<b>HXJ6OR</b>	<b>HXJ6OR25</b>
Purple	-	<b>HXJ6P25</b>
Red	<b>HXJ6R</b>	<b>HXJ6R25</b>
White	<b>HXJ6W</b>	<b>HXJ6W25</b>
Yellow	<b>HXJ6Y</b>	<b>HXJ6Y25</b>

**NEXTSPEED® Category 5e Jacks**

Color	Single Pack	25-Pack
Black	<b>HXJ5EBK</b>	<b>HXJ5EBK25</b>
Blue	<b>HXJ5EB</b>	<b>HXJ5EB25</b>
Electric Ivory	<b>HXJ5EEI</b>	<b>HXJ5EEI25</b>
Gold	-	<b>HXJ5EGL25</b>
Gray	<b>HXJ5EGY</b>	<b>HXJ5EGY25</b>
Green	<b>HXJ5EGN</b>	<b>HXJ5EGN25</b>
Office White	<b>HXJ5EOW</b>	<b>HXJ5EOW25</b>
Orange	<b>HXJ5EOR</b>	<b>HXJ5EOR25</b>
Purple	-	<b>HXJ5EP25</b>
Red	<b>HXJ5ER</b>	<b>HXJ5ER25</b>
White	<b>HXJ5EW</b>	<b>HXJ5EW25</b>
Yellow	<b>HXJ5EY</b>	<b>HXJ5EY25</b>

**USOC Jacks, RJ-25**

Color	Single Pack
Black	<b>HXJUBK</b>
Blue	<b>HXJUB</b>
Electric Ivory	<b>HXJUEI</b>
Gold	-
Gray	<b>HXJUGY</b>
Green	<b>HXJUGN</b>
Office White	<b>HXJUOW</b>
Orange	<b>HXJUOR</b>
Purple	-
Red	<b>HXJUR</b>
White	<b>HXJUW</b>
Yellow	<b>HXJUJY</b>

Note: Also available in 100 packs.  
See color chart on page V12.



Jack Icons  
IR100T, IW100C, IGY100T



Dust Cover  
HXJDC25

### Jack Icons, XJ and HJ Series

100-Pack, snaps onto jack nose

Color	Blank Catalog No.	Computer Catalog No.	Telephone Catalog No.
Black	<b>IBK100</b>	<b>IBK100C</b>	<b>IBK100T</b>
Blue	<b>IB100</b>	<b>IB100C</b>	<b>IB100T</b>
Brown	<b>IBN100</b>	<b>IBN100C</b>	<b>IBN100T</b>
Electric Ivory	<b>IEI100</b>	<b>IEI100C</b>	<b>IEI100T</b>
Gray	<b>IGY100</b>	<b>IGY100C</b>	<b>IGY100T</b>
Green	<b>IGN100</b>	<b>IGN100C</b>	<b>IGN100T</b>
Orange	<b>IOR100</b>	<b>IOR100C</b>	<b>IOR100T</b>
Purple	<b>IP100</b>	<b>IP100C</b>	<b>IP100T</b>
Red	<b>IR100</b>	<b>IR100C</b>	<b>IR100T</b>
White	<b>IW100</b>	<b>IW100C</b>	<b>IW100T</b>
Yellow	<b>IY100</b>	<b>IY100C</b>	<b>IY100T</b>

Note: Cannot be used with SJ jack series.  
Custom Icon numbering and labeling available. Contact Customer Service for details.

### SecureIT™ RJ-45 Port Blocker

Description	Catalog No.
Locking RJ-45 port blocker	<b>RJ45PB50</b>

Note: Fits any RJ-45 port.

### Jack Dust Covers, XJ and HJ Series

Description	Catalog No.
Polypropylene, clear, 25-pack	<b>HXJDC25</b>

Note: Mounts within the icon slots located above the RJ45 opening.  
Cannot be used with SJ jack series.

### Shielded Jack Dust Covers for NEXTSPEED® SJ Series

100-Pack, snaps onto jack nose

Color	Catalog No.
Black	<b>SJCBK</b>
Blue	<b>SJCB</b>
Gray	<b>SJCGY</b>
Green	<b>SJCGN</b>
Orange	<b>SJCOR</b>
Red	<b>SJCR</b>
White	<b>SJCW</b>
Yellow	<b>SJCY</b>

Note: See color chart on page V12.



1-Punch Termination Tools  
TX4P, TPDH



Termination Puck  
HXTP25



6-110, 4-Pair, Cat 6  
Termination Tool  
6110MPPDT



1-Punch 110, 5-Pair, Cat 5/5e  
Termination Tool  
T5PPD110

### 1-Punch XJ Termination Tools

Description	Catalog No.
1-punch Ascent tool with head, blades and HXTA termination aid	<b>TX4P6A</b>
1-punch Ascent tool replacement head	<b>TX4P6AH</b>
1-punch Ascent tool replacement blades	<b>TX4P6ABL</b>
1-punch XJ tool with head, blades and HXTA termination aid	<b>TX4P</b>
1-punch XJ replacement head	<b>TX4PH</b>
1-punch XJ replacement blades	<b>TX4PHBL</b>
Punch down tool, 1-pair	<b>TPDH</b>
1-pair 110 blade	<b>TBLH</b>

Note: Hubbell Xcelerator jacks are compatible with Paladin Tools® "Jack Terminator" PA8111 termination tool.

### 1-Punch Tool for HP Series Patch Panels

Description	Catalog No.
Patch panel tool with head and blades	<b>TX41</b>
Patch panel tool replacement head	<b>TX414</b>

### Termination Accessories

Description	Catalog No.
Hand termination aid "Jack Knuckles" Xcelerator/Ascent	<b>HXTA</b>
Snap-X termination puck, 25-pack	<b>HXTP25</b>
Ascent termination puck, 25-pack	<b>HJTP6A25</b>



#### Features

- Compact size
- High-visibility for quick locating
- Adjusting screw for varied cable diameters so as to not score interior conductor insulation

#### Specifications

- Strips round Cat 5e and 6 UTP/STP (diameters 0.145" to 0.275")
- Cuts cable up to 0.350"
- Non-metallic body

### Communications Cable Stripper/Cutter

Description	Catalog No.
Stripper/cutter	<b>TCS3</b>

Paladin Tools® is a registered trademark of Textron Inc.

### Termination Tool, 6-110/4-Pair, Category 6

Seats 6-110/4-pair connecting blocks and terminate/cut UTP cable on 6-110 wiring blocks; cut designation on tool head aids proper orientation before termination

Description	Catalog No.
Termination tool, 4-pair, 6-110	<b>6110MPPDT</b>
Replacement tool head, 6-110	<b>6110MPPDT1</b>

Note: Not compatible with 1-punch tool

### 1-Punch Termination Tool, 110/5-Pair, Category 5/5e

Seats 110 connecting blocks and terminate/cut UTP cable on 110 wiring blocks; terminates 28-22AWG solid/stranded wire; common handle for 5-pair/110, jack and panel 1-punch

Description	Catalog No.
Punch-down tool, 5-pair head	<b>T5PPD110</b>



1-Pair  
Punch-Down Tool  
TPDH



1-Pair Punch-Down  
Replacement Blade  
TBLH



110  
Punch-Down Tool  
TPD110



110  
Replacement Blade  
TBL110



66  
Replacement Blade  
TBL110

### 1-Pair Punch-Down Tool

Cuts punch time in half by terminating a pair at a time; terminates 28-22AWG solid/stranded wire; adjustable high and low impact settings

Description	Catalog No.
Punch-down tool with blade	<b>TPDH</b>
Replacement blade	<b>TBLH</b>

### Punch-Down Tool, 110

Terminates 28-22AWG solid/stranded wire; adjustable high and low impact settings, lanyard holes in handle

Description	Catalog No.
Punch-down tool with 110 blade	<b>TPD110</b>
Replacement 110 blade	<b>TBL110</b>
Replacement 66 blade	<b>TBL66</b>



#### Features

- Punch-down tool with 110 and 66 blades
- Durable, nylon belt pouch
- Belt pouch fits up to 2½" belt (slide on style)
- Snap-X has removable lanyard

#### Specifications

- Punch-down tool for 28–22AWG solid or stranded wire
- Twist and lock 110 and 66 blades
- Screwdriver includes #4 and #6 slotted bits, and #2 and #3 Philips bits

### Tool Kit, 8-Piece

Includes: (1) punch-down tool with 110 and 66 blade, (1) pair snips, (1) 4-bit screwdriver, (1) UTP/STP cable stripper/cutter, (1) Maglite™, (1) black belt pouch, and (1) Snap-X termination aid

Description	Catalog No.
Tool kit, 8-piece	<b>TK8</b>

Maglite is a trademark of Mag Instruments, Inc.





### Specifications

- Fits all Hubbell keystone connections (AV, data and fiber)
- Available in single and double gang
- All IFP plates are supplied with paper labels, clear screw covers and color matched screw covers
- Secure; must remove plate to access connectivity



1-Port  
IFP11OW



6-Port  
IFP16OW



9-Port  
IFP29OW



Angled  
AFP14



Blank  
NP23I

### IFP Faceplates with Label Fields

Color	Single Gang					Double Gang		
	1-Port	2-Port	3-Port	4-Port	6-Port	6-Port	9-Port	12-Port
Black	<b>IFP11BK</b>	<b>IFP12BK</b>	<b>IFP13BK</b>	<b>IFP14BK</b>	<b>IFP16BK</b>	<b>IFP26BK</b>	<b>IFP29BK</b>	<b>IFP212BK</b>
Ivory	<b>IFP11EI</b>	<b>IFP12EI</b>	<b>IFP13EI</b>	<b>IFP14EI</b>	<b>IFP16EI</b>	<b>IFP26EI</b>	<b>IFP29EI</b>	<b>IFP212EI</b>
Gray	<b>IFP11GY</b>	<b>IFP12GY</b>	<b>IFP13GY</b>	<b>IFP14GY</b>	<b>IFP16GY</b>	<b>IFP26GY</b>	<b>IFP29GY</b>	<b>IFP212GY</b>
Office White	<b>IFP11OW</b>	<b>IFP12OW</b>	<b>IFP13OW</b>	<b>IFP14OW</b>	<b>IFP16OW</b>	<b>IFP26OW</b>	<b>IFP29OW</b>	<b>IFP212OW</b>
White	<b>IFP11W</b>	<b>IFP12W</b>	<b>IFP13W</b>	<b>IFP14W</b>	<b>IFP16W</b>	<b>IFP26W</b>	<b>IFP29W</b>	<b>IFP212W</b>

### NS Faceplates without Label Fields

Color	Single Gang					Double Gang	
	1-Port	2-Port	3-Port	4-Port	6-Port	4-Port	6-Port
Black	<b>NSP11BK</b>	<b>NSP12BK</b>	<b>NSP13BK</b>	<b>NSP14BK</b>	<b>NSP16BK</b>	<b>NSP24BK</b>	<b>NSP26BK</b>
Gray	<b>NSP11GY</b>	<b>NSP12GY</b>	<b>NSP13GY</b>	<b>NSP14GY</b>	<b>NSP16GY</b>	<b>NSP24GY</b>	<b>NSP26GY</b>
Ivory	<b>NSP11I</b>	<b>NSP12I</b>	<b>NSP13I</b>	<b>NSP14I</b>	<b>NSP16I</b>	<b>NSP24I</b>	<b>NSP26I</b>
Light Almond	<b>NSP11LA</b>	<b>NSP12LA</b>	<b>NSP13LA</b>	<b>NSP14LA</b>	<b>NSP16LA</b>	<b>NSP24LA</b>	<b>NSP26LA</b>
White	<b>NSP11W</b>	<b>NSP12W</b>	<b>NSP13W</b>	<b>NSP14W</b>	<b>NSP16W</b>	<b>NSP24W</b>	<b>NSP26W</b>

### NS Faceplates, Midsize without Label Fields

Color	Single Gang				
	1-Port	2-Port	3-Port	4-Port	6-Port
Black	<b>NSP101BK</b>	<b>NSP102BK</b>	<b>NSP103BK</b>	<b>NSP104BK</b>	<b>NSP106BK</b>
Gray	<b>NSP101GY</b>	<b>NSP102GY</b>	<b>NSP103GY</b>	<b>NSP104GY</b>	<b>NSP106GY</b>
Ivory	<b>NSP101I</b>	<b>NSP102I</b>	<b>NSP103I</b>	<b>NSP104I</b>	<b>NSP106I</b>
Light Almond	<b>NSP101LA</b>	<b>NSP102LA</b>	<b>NSP103LA</b>	<b>NSP104LA</b>	<b>NSP106LA</b>
White	<b>NSP101W</b>	<b>NSP102W</b>	<b>NSP103W</b>	<b>NSP104W</b>	<b>NSP106W</b>

### Angled Faceplates

Single Gang
4-Port
-
<b>AFP14G</b>
<b>AFP14E</b>
<b>AFP14</b>
<b>AFP14W</b>

### Blank Wallplates

Color	Standard				Midsize	
	1-Gang	2-Gang	3-Gang	4-Gang	1-Gang	2-Gang
Black	<b>NP13BK</b>	<b>NP23BK</b>	<b>NP33BK</b>	<b>NP43BK</b>	<b>NPJ13BK</b>	<b>NPJ23BK</b>
Gray	<b>NP13GY</b>	<b>NP23GY</b>	<b>NP33GY</b>	<b>NP43GY</b>	<b>NPJ13GY</b>	<b>NPJ23GY</b>
Ivory	<b>NP13I</b>	<b>NP23I</b>	<b>NP33I</b>	<b>NP43I</b>	<b>NPJ13I</b>	<b>NPJ23I</b>
Light Almond	<b>NP13LA</b>	<b>NP23LA</b>	<b>NP33LA</b>	<b>NP43LA</b>	<b>NPJ13LA</b>	<b>NPJ23LA</b>
White	<b>NP13W</b>	<b>NP23W</b>	<b>NP33W</b>	<b>NP43W</b>	<b>NPJ13W</b>	<b>NPJ23W</b>

Note: Light Almond is the same color as Office White. See color chart on page V12.



## Specifications

Keystone:

- Fits all Hubbell keystone connections (AV, data and fiber)

Modular Frames:

- IMSS plates available in 1-, 2-, 3- and 4-gang
- Fits most Hubbell iSTATION modules



1-Port  
SSF11



4-Port with Label Fields  
SSFL14



12-Port with Label Fields  
SSFL212



iSTATION 3-Gang  
IMSS3

COPPER | WORK AREA

## Stainless Steel Plates, Rear Loading

Single Gang

	1-Port	2-Port	3-Port	4-Port	6-Port
Catalog No.	<b>SSF11</b>	<b>SSF12</b>	<b>SSF13</b>	<b>SSF14</b>	<b>SSF16</b>

## Stainless Steel Plates, Rear Loading

Double Gang

	4-Port	6-Port	9-Port	12-Port
Catalog No.	<b>SSF204</b>	<b>SSF206</b>	<b>SSF209</b>	<b>SSF212</b>

## Stainless Steel Plates with Label Fields, Rear Loading

Single Gang

	1-Port	2-Port	3-Port	4-Port	6-Port
Catalog No.	<b>SSFL11</b>	<b>SSFL12</b>	<b>SSFL13</b>	<b>SSFL14</b>	<b>SSFL16</b>

## Stainless Steel Plates with Label Fields, Rear Loading

Double Gang

	4-Port	6-Port	9-Port	12-Port
Catalog No.	<b>SSFL24</b>	<b>SSFL26</b>	<b>SSFL29</b>	<b>SSFL212</b>

## Hubbell iSTATION Stainless Steel Plates, Front Loading

	1-Gang	2-Gang	3-Gang	4-Gang
Catalog No.	<b>IMSS1</b>	<b>IMSS2</b>	<b>IMSS3</b>	<b>IMSS4</b>



### Specifications

- IFP126xx is the industry's only decorator plate that is UL Listed for power and low-voltage with label fields
- Integrates with all Hubbell keystone connections (AV, data and fiber)
- ISF frames available in 2-, 3-, 4- and 6-port configurations



Standard  
NP262LA



Snap-On  
RCW2I



Brass Decorator  
SB262



IFP with Label Fields  
IFP126AL



Outlet Frame  
ISF6BK



Blank Outlet Frame  
NS620AL

### Decorator Wallplates, Standard, Nylon

Color	1-Gang	2-Gang	3-Gang	4-Gang	5-Gang	6-Gang
Almond	<b>NP26AL</b>	<b>NP262AL</b>	<b>NP263AL</b>	<b>NP264AL</b>	<b>NP265AL</b>	<b>NP266AL</b>
Black	<b>NP26BK</b>	<b>NP262BK</b>	<b>NP263BK</b>	<b>NP264BK</b>	<b>NP265BK</b>	<b>NP266BK</b>
Gray	<b>NP26GY</b>	<b>NP262GY</b>	<b>NP263GY</b>	<b>NP264GY</b>	<b>NP265GY</b>	<b>NP266GY</b>
Ivory	<b>NP26I</b>	<b>NP262I</b>	<b>NP263I</b>	<b>NP264I</b>	<b>NP265I</b>	<b>NP266I</b>
Light Almond	<b>NP26LA</b>	<b>NP262LA</b>	<b>NP263LA</b>	<b>NP264LA</b>	<b>NP265LA</b>	<b>NP266LA</b>
White	<b>NP26W</b>	<b>NP262W</b>	<b>NP263W</b>	<b>NP264W</b>	<b>NP265W</b>	<b>NP266W</b>

### Decorator Wallplates, Midsize, Nylon

Color	1-Gang	2-Gang	3-Gang	4-Gang
Almond	<b>NPJ26AL</b>	<b>NPJ262AL</b>	<b>NPJ263AL</b>	<b>NPJ264AL</b>
Black	<b>NPJ26BK</b>	<b>NPJ262BK</b>	<b>NPJ263BK</b>	<b>NPJ264BK</b>
Gray	<b>NPJ26GY</b>	<b>NPJ262GY</b>	<b>NPJ263GY</b>	<b>NPJ264GY</b>
Ivory	<b>NPJ26I</b>	<b>NPJ262I</b>	<b>NPJ263I</b>	<b>NPJ264I</b>
Light Almond	<b>NPJ26LA</b>	<b>NPJ262LA</b>	<b>NPJ263LA</b>	<b>NPJ264LA</b>

### Decorator Wallplates, Snap-On

Color	1-Gang	2-Gang	3-Gang	4-Gang	5-Gang	6-Gang
Ivory	<b>RCW1I</b>	<b>RCW2I</b>	<b>RCW3I</b>	<b>RCW4I</b>	<b>RCW5I</b>	<b>RCW6I</b>
Light Almond	<b>RCW1LA</b>	<b>RCW2LA</b>	<b>RCW3LA</b>	<b>RCW4LA</b>	<b>RCW5LA</b>	<b>RCW6LA</b>
White	<b>RCW1W</b>	<b>RCW2W</b>	<b>RCW3W</b>	<b>RCW4W</b>	<b>RCW5W</b>	<b>RCW6W</b>

### Decorator Cover Plates

Material	1-Gang	2-Gang
Brass	<b>SB26</b>	<b>SB262</b>
Stainless Steel	<b>SS26</b>	<b>SS262</b>

### IFP Decorator Cover Plates with Label Fields

Color	1-Gang
Almond	<b>IFP126AL</b>
Gray	<b>IFP126GY</b>
Office White	<b>IFP126OW</b>
White	<b>IFP126W</b>

### Decorator Outlet Frames, Unloaded

Color	1-Port	2-Port	3-Port	4-Port	6-Port	Color	Blank
Almond	–	<b>ISF2AL</b>	<b>ISF3AL</b>	<b>ISF4AL</b>	<b>ISF6AL</b>	Almond	<b>NS620AL</b>
Black	<b>NS611BK</b>	<b>ISF2BK</b>	<b>ISF3BK</b>	<b>ISF4BK</b>	<b>ISF6BK</b>	Black	<b>NS620BK</b>
Brown	<b>NS611</b>	<b>ISF2BN</b>	<b>ISF3BN</b>	<b>ISF4BN</b>	<b>ISF6BN</b>	Brown	–
Ivory	<b>NS611I</b>	<b>ISF2EI</b>	<b>ISF3EI</b>	<b>ISF4EI</b>	<b>ISF6EI</b>	Ivory	<b>NS620I</b>
Gray	<b>NS611GY</b>	<b>ISF2GY</b>	<b>ISF3GY</b>	<b>ISF4GY</b>	<b>ISF6GY</b>	Gray	<b>NS620GY</b>
Light Almond	<b>NS611LA</b>	–	–	–	–	Light Almond	<b>NS620LA</b>
Office White	<b>NS611OW</b>	<b>ISF2OW</b>	<b>ISF3OW</b>	<b>ISF4OW</b>	<b>ISF6OW</b>	White	<b>NS620W</b>
White	<b>NS611W</b>	<b>ISF2W</b>	<b>ISF3W</b>	<b>ISF4W</b>	<b>ISF6W</b>		

Note: Light Almond is the same color as Office White. See color chart on page V12.



Nylon 1-Gang  
NP8I



Stainless Steel 2-Gang  
SS82



IFP with Label Fields  
IFP18OW



2-Port 106 Outlet  
BR106B



4-Port 106 Outlet  
Q106B

### Specifications

- IFP18xx is the only duplex plate in the industry that is UL Listed for power and low-voltage with label fields
- Integrates with all Hubbell keystone connections (AV, data and fiber)
- ISF frames available in 2- and 4-port configurations

### Duplex Wallplates, Nylon

Standard					Midsize	
Color	1-Gang	2-Gang	3-Gang	4-Gang	1-Gang	2-Gang
Almond	<b>NP8AL</b>	<b>NP82AL</b>	<b>NP83AL</b>	<b>NP84AL</b>	<b>NPJ8AL</b>	<b>NPJ82AL</b>
Black	<b>NP8BK</b>	<b>NP82BK</b>	<b>NP83BK</b>	<b>NP84BK</b>	<b>NPJ8BK</b>	<b>NPJ82BK</b>
Gray	<b>NP8GY</b>	<b>NP82GY</b>	<b>NP83GY</b>	<b>NP84GY</b>	<b>NPJ8GY</b>	<b>NPJ82GY</b>
Ivory	<b>NP8I</b>	<b>NP82I</b>	<b>NP83I</b>	<b>NP84I</b>	<b>NPJ8I</b>	<b>NPJ82I</b>
Light Almond	<b>NP8LA</b>	<b>NP82LA</b>	<b>NP83LA</b>	<b>NP84LA</b>	<b>NPJ8LA</b>	<b>NPJ82LA</b>
White	<b>NP8W</b>	<b>NP82W</b>	<b>NP83W</b>	<b>NP84W</b>	<b>NPJ8W</b>	<b>NPJ82W</b>

### Duplex Wallplates, Stainless Steel

Finish	1-Gang	2-Gang
Brass	<b>SB8</b>	<b>SB82</b>
Stainless Steel	<b>SS8</b>	<b>SS82</b>

### IFP Duplex Cover Plates with Label Fields

Color	1-Gang
Almond	<b>IFP18AL</b>
Office White	<b>IFP18OW</b>

### Duplex 106 Outlet Frames

Color	2-Port	4-Port
Almond	<b>BR106AL</b>	<b>Q106AL</b>
Black	<b>BR106B</b>	<b>Q106B</b>
Ivory	<b>BR106E</b>	<b>Q106E</b>
Gray	<b>BR106G</b>	<b>Q106G</b>
Office White	<b>BR106C</b>	<b>Q106O</b>
White	<b>BR106W</b>	<b>Q106W</b>

Note: Light Almond is the same color as Office White. See color chart on page V12.



### Specifications

- The sliding cover provides protection and longer life
- Staggered, angled openings provide proper cable exit and bend radius
- Two methods to secure cover: screw, latch or both
- Indoor or NEMA 3R weather-proof grade



Tamper-Resistant  
TPF1OW



TR Cable-Thru  
TCP1GY



Weather Proof  
TWPF1GY



Box Eliminator  
BRBE1



Phone Plate  
SP6F



Recessed Phone Plate  
SP6R

### Secure-IT Plates, Tamper-Resistant

	Face Plate 1-Gang/4-Port	Cable-Thru Plate 1-Gang
Color		
Black	<b>TPF1BK</b>	<b>TPCP1BK</b>
Gray	<b>TPF1GY</b>	<b>TPCP1GY</b>
Office White	<b>TPF1OW</b>	<b>TPCP1OW</b>
White	<b>TPF1W</b>	<b>TPCP1W</b>

### Secure-IT Plates, Weather Proof

	Face Plate 1-Gang/4-Port
Color	
Gray	<b>TWPF1GY</b>

### Box Eliminator

Description	Catalog No.
Single gang box eliminator used in place of an electrical box. Secures to a drywall opening providing a means to mount a single gang plate.	<b>BRBE1</b>

### Stainless Steel Wall Mount Phone Plates, Single Gang

Description	Color	Flush Jack	Recessed Jack
USOC jack, RJ25, 6-position	Gray	<b>SPUF</b>	<b>SPUR</b>
Category 5e jack, RJ45, 8-position	Gray	<b>SP5EF</b>	<b>SP5ER</b>
Category 6 jack, RJ45, 8-position	Gray	<b>SP6F</b>	<b>SP6R</b>
10 Gig jack, RJ45, 8-position	Gray	<b>SP10GF</b>	<b>SP10GR</b>



### Specifications

- Work area and individual port identification labeling
- FP plate positions connectivity outside the furniture channel maximizing internal capacity

COPPER | WORK AREA



2-Port  
FP2BK



4-Port  
FP4BK



4-Port Inline  
FP4BBK



Adapter Plate  
HMRBBK

### Furniture Plates (Steelcase®, Haworth®, HON®, Knoll®, etc.)

Opening size: 2.71" x 1.38"


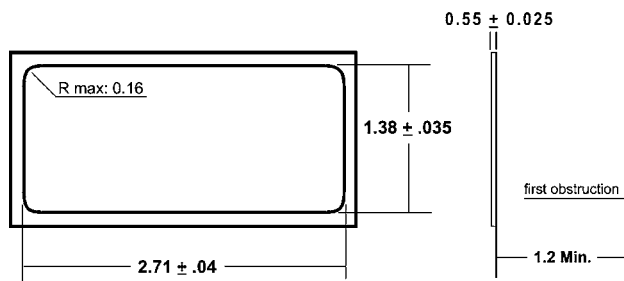
Color	2-Port	4-Port	4-Port Inline
Black	<b>FP2BK</b>	<b>FP4BK</b>	<b>FP4BBK</b>
Gray	<b>FP2GY</b>	<b>FP4GY</b>	<b>FP4BGY</b>

### Furniture Reducing Adapter Plate (Herman Miller®)


May be used with the FP2 or FP4 series furniture plates only for Herman Miller applications; Opening size: 2.982" x 1.882"

Color	Catalog No.
Black	<b>HMRBBK</b>
Gray	<b>HMRBGY</b>

### FP2 and FP4 Opening Size



Steelcase is a registered trademark of Steelcase, Inc. Haworth is a registered trademark of Haworth, Inc. HON is a registered trademark of the HON Company. Knoll is a registered trademark of Knoll, Inc. Herman Miller is a registered trademark of Herman Miller, Inc.



### Specifications

- Fiber storage in 4-, 6- and 12-port versions
- 4- and 6-port versions have ratcheting tabs for adjustable furniture mounting
- 1-, 2-, 4-, 6- and 12-port configurations
- Plenum versions available



1-Port  
ISB1OW



2-Port  
ISB2OW



4-Port  
ISB4OW



6-Port  
ISB6OW

### ISB Surface Mount Boxes

Color	1-Port	2-Port	4-Port	6-Port	12-Port
Black	<b>ISB1BK</b>	<b>ISB2BK</b>	<b>ISB4BK</b>	<b>ISB6BK</b>	<b>ISB12BK</b>
Ivory	<b>ISB1EI</b>	<b>ISB2EI</b>	<b>ISB4EI</b>	<b>ISB6EI</b>	<b>ISB12EI</b>
Gray	<b>ISB1GY</b>	<b>ISB2GY</b>	<b>ISB4GY</b>	<b>ISB6GY</b>	<b>ISB12GY</b>
Office White	<b>ISB1OW</b>	<b>ISB2OW</b>	<b>ISB4OW</b>	<b>ISB6OW</b>	<b>ISB12OW</b>
White	<b>ISB1W</b>	<b>ISB2W</b>	<b>ISB4W</b>	<b>ISB6W</b>	<b>ISB12W</b>

Note: ISB surface mount boxes are not compatible with SJ shielded jacks.

### UL Plenum Rated ISB Surface Mount Boxes

Color	1-Port	2-Port
Black	<b>ISB1BKP</b>	<b>ISB2BKP</b>
Ivory	<b>ISB1EIP</b>	<b>ISB2EIP</b>
Gray	<b>ISB1GYP</b>	<b>ISB2GYP</b>
Office White	<b>ISB1OWP</b>	<b>ISB2OWP</b>
White	<b>ISB1WP</b>	<b>ISB2WP</b>

Note: ISB surface mount boxes are not compatible with SJ shielded jacks.



### Non-Metallic Raceway Compatibility Chart

Series	PP	PL	PW	PB
ISB1	✓			✓*
ISB2	✓			✓*
ISB4	✓	✓	✓	✓*
ISB6	✓	✓	✓	✓*
ISB12	✓	✓	✓	✓*

\*Use PB3REDA transition fitting

- PP1 = PREMISETRAK Latching Raceway
- PL1 = LANTRAK® Latching Raceway
- PW2 = WALLTRAK® Latching Raceway
- PB2 = BASETRAK® Non-Latching Raceway
- PB3 = BASETRAK Non-Latching Raceway
- PS3 = SUPER BASETRAK® Non-Latching Raceway

See section S for Raceway product information.

See color chart on page V12.



## Specifications

- Multimedia compatible
- AMO Capacities
  - 12 Snap Fit connectors
  - 12 fibers (ST or SC)
  - 24 fibers (LC quad)
- UL94-V0



AMO Base Unit Housing  
AMO



BNC Adapter  
AMOBBN10



Dual Jack Adapter  
AMOB2J10



SC Duplex Adapter  
AMOBSCD



ST-Style Adapter  
AMOBST2



OFPPL Base Unit Housing  
OFPPL

## AMO Base Unit Housing

Office White	
Description	Catalog No.
Housing with six (6) bracket locations, unloaded	<b>AMO</b>

## AMO Adapter Brackets

Office White	
Description	Catalog No.
ST-style adapter, phosphor bronze, 2 included	<b>AMOBST2</b>
Blank adapter, 10-pack	<b>AMOB10</b>
Single jack adapter, 10-pack	<b>AMOBJ10</b>
Dual jack adapter, 10-pack	<b>AMOB2J10</b>
BNC adapter, 1/2" opening, 10-pack	<b>AMOBBN10</b>
F-style adapter, 3/8" opening, 10-pack	<b>AMOBF10</b>
RCA solder-type adapter, 1/4" opening, 10-pack	<b>AMOBRC10</b>
Blank for SC duplex or RC quad	<b>AMOBSCDBNK</b>

## AMO Adapter Brackets, SC and LC

Description	Color	Catalog No.
SC duplex adapter, phosphor bronze	Office White/ Blue	<b>AMOBSCD</b>
LC quad adapter, phosphor bronze, blue	Office White/ Blue	<b>AMOLCQ</b>
Blank for SC duplex or RC quad	Office White	<b>AMOBSCDBNK</b>
SC duplex adapter, zirconia	Aqua	<b>AMOBSCDSAQ</b>
LC quad adapter, zirconia	Aqua	<b>AMOLCQSAQ</b>
	Beige	<b>AMOLCQSBE</b>

See color chart on page V12.

## OFPPL Base Unit Housing and Bracket

Description	Catalog No.
Office white housing, cover and mounting accessories	<b>OFPPL</b>
OFP bracket with 2 ST couplers, phosphor bronze	<b>OFPBST2</b>
OFP bracket, blank, 10-pack	<b>OFPBB10</b>

Note: SC duplex and LC quad connectors mount directly to the OFPPL base.

Note: Minimum order quantities apply.  
See pages F13–F16 for more Audio/Video connectors and bulk connector options.





**Specifications**



- Compatible with HJ, XJ and SF style AV and fiber connectors



UK, Shuttered  
EM6S



UK, Flat  
BPC12



UK, Bevelled  
BPS11A



UK, Bevelled  
EBM1



French, Dual Module  
EM42S

**UK-Style Modules**

Shuttered, Unloaded 50 x 25mm	Shuttered, Unloaded 37 x 22.5mm (LJ6C)	Angled, Shuttered, Unloaded 50 x 25mm	Angled, Shuttered, Unloaded 37 x 22.5mm (LJ6C)	Blanking Plate 50 x 12.5mm	Blanking Plate 50 x 25mm
<b>EM1S</b>	<b>EM6S</b>	<b>EAM1S</b>	<b>EAM6S</b>	<b>EMB12</b>	<b>EMB25</b>

**UK-Style Plates**

Single Gang			
	1-Port Plate, Unloaded	2-Port Plate, Unloaded	4-Port Plate
Flat	<b>BPS11</b>	<b>BPS12</b>	-
Bevelled	<b>BPS11A</b>	<b>BPS12A</b>	-
Flat	<b>BPC11</b>	<b>BPC12</b>	<b>BPC14</b>
Angled	<b>BPC11A</b>	<b>BPC12A</b>	-

**UK-Style Frames**

1-Gang, Bevelled 50 x 50mm	2-Gang, Bevelled 100 x 50mm	1-Gang, 50 x 50mm	2-Gang, 100 x 50mm
<b>EBM1</b>	<b>EBM2</b>	<b>EMBP1</b>	<b>EMBP2</b>

**French-Style Modules**

Single Module, Unloaded 45 x 45mm	Dual Module, Unloaded 45 x 45mm	Angled, Dual Module, Unloaded 45 x 45mm
<b>EM41S</b>	<b>EM42S</b>	<b>EM42SA</b>

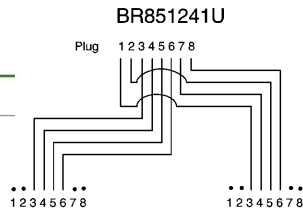


Modular 851 Y  
adapter series

## Splitting Y Adapters

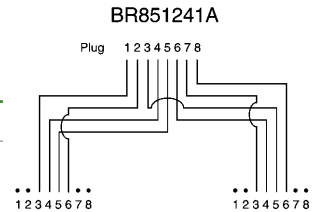
Designed for connecting two pieces of voice, data or ancillary equipment to a USOC, RJ61 8-position jack.

Catalog No. **BR851241U**



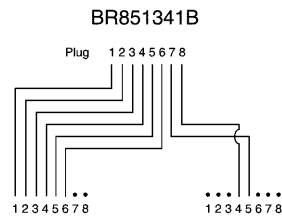
Converts a T568B wired RJ45 jack into two 2-pair jacks. Designed for connecting two pieces of voice, data or ancillary equipment.

Catalog No. **BR851241A**



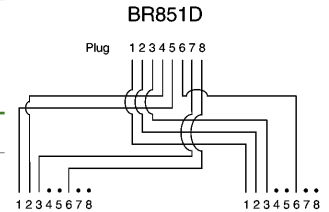
Converts a T568B wired RJ45 jack by splitting Pairs 1, 2, and 3 to first 6 positions of Jack 1, and Pair 4 to positions 4 and 5 of Jack 2.

Catalog No. **BR851341B**



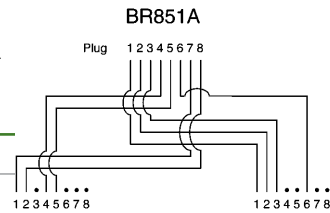
Converts a T568B wired RJ45 jack to (2) 10/100BASE-T wired RJ45 jacks. Pairs 2 and 3 are split to Jack 1, and Pairs 1 and 4 are split to Jack 2.

Catalog No. **BR851D**



Converts a T568B wired RJ45 jack to a voice wired application (Pairs 1 and 4) Jack 1, and a 10/100BASE-T application (Pairs 2 and 3) wired 8-position Jack 2.

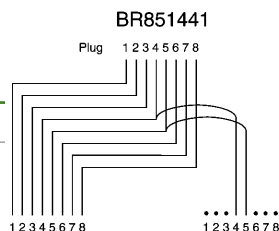
Catalog No. **BR851A**



## Bridging Y Adapters

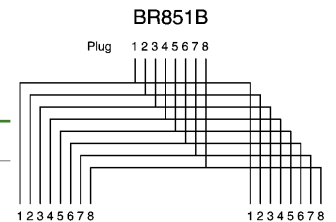
Provides a station solution and an option for a speaker, power failure ringer or an ancillary device requiring the use of Pair 1.

Catalog No. **BR851441**



Provides (2) RJ45 4-pair jacks in a parallel wiring formation, providing two access points to the circuit, adding a common station or in a daisy chain application.

Catalog No. **BR851B**





## COPPER | Cross Connect

Hubbell's cross connect products lead the industry in innovation, efficiency and component performance. Hubbell's patch panels and blocks are designed to exceed current industry standards and provide a foundation for future applications.





# COPPER | Cross Connect

NEXTSPEED® Ascent Category 6A Component.....	C3
NEXTSPEED® Category 6 Component .....	C5
NEXTSPEED® Category 5e Component.....	C6
Hubbell iSTATION Multimedia and Keystone Patch Panels.....	C7
6-110 Connecting Block System .....	C9
110 Connecting Block System.....	C10
Rack Mount and Wall Mount Kits .....	C11
Cross Connect Blocks.....	C12





### Performance

Zero-crosstalk contact structure provides the highest performance while maintaining true balance.



### Integrated Cable Management

Rear cable manager bars maintain termination integrity. They install with minimal cable disturbance and provide support required for large diameter 6A cables.

### Specifications



- 4.5dB NEXT margin over TIA 568-C.2 component at 500MHz
- 1.5dB NEXT margin over ISO/IEC 11801 6<sub>A</sub> component requirements at 500MHz
- Supports permanent links: 2-90 meters
- Enhanced common mode design eliminates residual and reflected NEXT and ANEXT
- Designed and tested for 1.5A of continuous current per pair

### Standards/Listings/Verifications

- TIA-568-C.2 Category 6A component
- ISO/IEC 11801/60603-7-41 6<sub>A</sub> component
- Third Party tested for TIA 568-C.2 requirements Component/Link/Channel
- Category 6A and ISO/IEC 11801 Class E<sub>A</sub>
- Mechanical: Verified to TIA-568-C.2
- UL Listed 1863, UL 94 V-0 Flammability Rating ISO9001-2008 Manufacturing Process



### Identification

Integrated port and panel labeling, as well as port icon attachment, simplify TIA-606-B compliance.



### Unified Design

Labeling, termination, and aesthetics shared across all performance categories, sizes, and configurations.



24-Port Patch Panel  
HP6A24



48-Port Patch Panel, Angled  
HP6A48A



24-Port Patch Panel  
HP6A24W

## NEXTSPEED® Ascent Category 6A Patch Panels

Color	Width Inches (mm)	Height Inches (mm)	Ports	Rack Units	Catalog No.
Black	19" (483)	1.75" (45)	24	1	<b>HP6A24</b>
		3.50" (89)	48	2	<b>HP6A48</b>
		7.00" (178)	96	4	<b>HP6A96</b>
White	19" (483)	1.75" (45)	24	1	<b>HP6A24W</b>
		3.50" (89)	48	2	<b>HP6A48W</b>
		7.00" (178)	96	4	<b>HP6A96W</b>

Note: Versions without cable management bar available as HP6A24E and HP6A48E.

## NEXTSPEED® Ascent Category 6A Angled Patch Panels

Color	Width Inches (mm)	Height Inches (mm)	Ports	Rack Units	Catalog No.
Black	19" (483)	1.75" (45)	24	1	<b>HP6A24A</b>
		3.50" (89)	48	2	<b>HP6A48A</b>

Note: HP6AxxA angled panel protrudes 4.46" from the plane of the rack. One extra inch of space is recommended between the door and panel angle.

## NEXTSPEED® Ascent Category 6A Surface Mount Panel

Description	Catalog No.
12-port, Category 6A, universal, 89D	<b>HP6A12</b>

## Rear Cable Management Bars

Type	Description	Catalog No.
19" Rack Mount	Cable management bar and screws	<b>CMBR</b>
	Cable management bar, straight, with screws	<b>ECMBRS</b>
	Cable management bar, 3" with screws	<b>ECMBR3</b>
	Cable management bar, 6" with screws	<b>ECMBR6</b>
HPW Panel Mount	Cable management bar	<b>HPRCMB</b>

## Labels for NEXTSPEED® Ascent Category 6A Patch Panels

Description	Catalog No.
Printable front, 6-port, 4800-pack	<b>HPLBL4800</b>

## Termination Caps

Description	Catalog No.
12-pack	<b>HPSC12</b>



48-Port Patch Panel  
HP648



48-Port Patch Panel, Rear View  
HP648



48-Port Patch Panel, Angled  
HP648A

**NEXTSPEED® Category 6 Patch Panels**

Color	Width Inches (mm)	Height Inches (mm)	Ports	Rack Units	Catalog No.
Black	19" (483)	1.75" (45)	24	1	<b>HP624</b>
		3.50" (89)	48	2	<b>HP648</b>
		7.00" (178)	96	4	<b>HP696</b>
White	19" (483)	1.75" (45)	24	1	<b>HP624W</b>
		3.50" (89)	48	2	<b>HP648W</b>
		7.00" (178)	96	4	<b>HP696W</b>

Note: Versions without cable management bar available as HP624E and HP648E.

**NEXTSPEED® Category 6 Angled Patch Panels**

Color	Width Inches (mm)	Height Inches (mm)	Ports	Rack Units	Catalog No.
Black	19" (483)	1.75" (45)	24	1	<b>HP624A</b>
		3.50" (89)	48	2	<b>HP648A</b>

Note: HP6xxA angled panel protrudes 4.46" from the plane of the rack. Hubbell recommends one (1) extra inch of space between the door and panel angle.

**NEXTSPEED® Category 6 Component Surface Mount Panel**

Description	Catalog No.
12-port, Category 6, universal, 89D	<b>HP612</b>

**Rear Cable Management Bars**

Type	Description	Catalog No.
19" Rack Mount	Cable management bar and screws	<b>CMBR</b>
	Cable management bar, straight, with screws	<b>ECMBRS</b>
	Cable management bar, 3" with screws	<b>ECMBR3</b>
	Cable management bar, 6" with screws	<b>ECMBR6</b>
HPW Panel Mount	Cable management bar	<b>HPRCMB</b>

**Labels for NEXTSPEED® Ascent Category 6A Patch Panels**

Description	Catalog No.
Printable front, 6-port, 4800-pack	<b>HPLBL4800</b>

**Termination Caps**

Description	Catalog No.
12-pack	<b>HPSC12</b>



24-Port Patch Panel  
HP5E24



24-Port Patch Panel, Angled  
HP5E24A



48-Port Patch Panel  
HP5E48

## NEXTSPEED® Category 5e Patch Panels

Color	Width Inches (mm)	Height Inches (mm)	Ports	Rack Units	Catalog No.
Black	19" (483)	1.75" (45)	24	1	<b>HP5E24</b>
		3.50" (89)	48	2	<b>HP5E48</b>
		7.00" (178)	96	4	<b>HP5E96</b>
White	19" (483)	1.75" (45)	24	1	<b>HP5E24W</b>
		3.50" (89)	48	2	<b>HP5E48W</b>
		7.00" (178)	96	4	<b>HP5E96W</b>

Note: Versions without cable management bar available as HP5E24E and HP5E48E.

## NEXTSPEED® Category 5e Angled Patch Panels

Color	Width Inches (mm)	Height Inches (mm)	Ports	Rack Units	Catalog No.
Black	19" (483)	1.75" (45)	24	1	<b>HP5E24A</b>
		3.50" (89)	48	2	<b>HP5E48A</b>

Note: HP5ExxA angled panel protrudes 4.46" from the plane of the rack. Hubbell recommends one (1) extra inch of space between the door and panel angle.

## Category 5e Component

Description	Catalog No.
12-port, Category 5e, universal, 89D	<b>HP5E12</b>

## Rear Cable Management Bars

Type	Description	Catalog No.
19" Rack Mount	Cable management bar and screws	<b>CMBR</b>
	Cable management bar, straight, with screws	<b>ECMBRS</b>
	Cable management bar, 3" with screws	<b>ECMBR3</b>
	Cable management bar, 6" with screws	<b>ECMBR6</b>
HPW Panel Mount	Cable management bar	<b>HPRCMB</b>

## Labels for NEXTSPEED® Ascent Category 6A Patch Panels

Description	Catalog No.
Printable front, 6-port, 4800-pack	<b>HPLBL4800</b>

## Termination Caps

Description	Catalog No.
12-pack	<b>HPSC12</b>





### Capacity

Ideal solution where rack space is at an absolute premium, add-as-you-go flexibility, mixed jack performance, and color-coding are desired.



### Durability

Metal rolled edge construction eliminates flex.

### Specifications



- High density form factor saves space in the datacenter
- Fits all Hubbell HXJ and HJ jacks
- Opens up rack real-estate
- Color coding: jacks are available in 14 different color offerings for distinctive color-coding

### Specifications

- Panel material: cold rolled steel
- Durable, black powder coat finish

### Standards/Listings/Verifications

- Complies with CEA-310-E rack mount standard
- UL Listed 1863



### Keystone Design

Front- or rear-loading on HPJ Series simplifies installation, enables moves, adds and changes, and provides migration path.



### Integration Labeling

Integrated label fields on HPJ Series accept office printable label strips.



Super HD Patch Panel, Angled  
UDX48A1U



Front-Loading Patch Panel, Angled  
HPJ48A



Shielded Patch Panel  
HPJS24

## UDX Super High-Density Panel

Type	Color	Width Inches (mm)	Height Inches (mm)	Ports	Rack Units	Catalog No.
Flat	Black	19" (483)	1.75" (45)	48	1	<b>UDX48E1U</b>
Angled	Black	19" (483)	1.75" (45)	48	1	<b>UDX48A1U</b>

Note: Only accepts HXJ/HJ6A jacks.

## HPJ Multimedia Jack Panels, Unloaded

Type	Color	Width Inches (mm)	Height Inches (mm)	Ports	Rack Units	Catalog No.
Flat	Black	19" (483)	1.75" (45)	24	1	<b>HPJ24</b>
			3.50" (89)	48	2	<b>HPJ48</b>
			5.25" (133)	72	3	<b>HPJ72</b>
Angled	Black	19" (483)	1.75" (45)	24	1	<b>HPJ24A</b>
			3.50" (89)	48	2	<b>HPJ48A</b>
89D	Black	–	–	12	–	<b>HPJ1289*</b>

\*Pre-mounted on an 89D bracket.

## Hubbell iSTATION Patch Panels, Front-Loading, Unloaded

Type	Opening Size	Width Inches (mm)	Height Inches (mm)	No. of Total Units	Catalog No.
Flat	3 Units	19" (483)	3.50" (89)	12-1 Unit Modules	<b>HPJ12IMU</b>

Note: Use only Hubbell iSTATION 1U modules. Complete listing of Hubbell iSTATION modules sold separately in this section.

## Angled Blank Panels and Cover

Type	Color	Width Inches (mm)	Height Inches (mm)	Ports	Rack Units	Catalog No.
Angled	Black	19" (483)	1.75" (45)	Blank	1	<b>ABP175</b>
			3.50" (89)	Blank	2	<b>ABP350</b>
Cover	Black	–	–	–	–	<b>APC</b>

## Shielded Patch Panels, Unloaded

Supplied with Cable Management Bar

Type	Color	Width Inches (mm)	Height Inches (mm)	Ports	Rack Units	Catalog No.
Flat	Black	19" (483)	1.75" (45)	24	1	<b>HPJS24</b>
			3.50" (89)	48	2	<b>HPJS48</b>

Note: Shielded jacks sold separately; see page B4.

## Rear Cable Management Bars

Description	Catalog No.
HPW panel mount for HPJ Series	<b>HPRCMB</b>
UDX panel mount	<b>RCMB</b>

## Labels for HPJ Series Patch Panels

Description	Qty	Catalog No.
Printable labels, 6-port	4800-pack	<b>HPJLBL4800</b>
Replacement 6-port module and label holder for HPJ Series, Black	1	<b>HPJ6M</b>


Note: Not for HPJS Series



Field Termination Kit  
6110FTK64WL



Termination Tool  
6110MPPDT



Factory Terminated Patch Cords  
6110PCL3

## Field Termination Kits, 6-110

Description	Catalog No.
6-110/64-pair field termination kit with standoff legs	<b>6110FTK64WL</b>
6-110/64-pair field termination kit without standoff legs	<b>6110FTK64NL</b>
6-110/192-pair field termination kit with standoff legs	<b>6110FTK192WL</b>

## Termination Tool, 6-110/4-Pair

Description	Catalog No.
Termination tool, 4-pair, 6-110 (includes head and blades)	<b>6110MPPDT</b>
Replacement tool head, 6-110 (includes blades)	<b>6110MPPDT1</b>

*Note: 6-110 tool is not compatible with 1-punch termination tool.*

## Field Terminated Patch Plugs

Includes (1) patch plug base, (1) patch plug cover, and (1) cable tie

Description	Catalog No.
Category 6, 6-110, 4-pair, yellow	<b>6110FPP4PR</b>

## Factory Terminated Patch Cords

Color: Yellow		
Length	6-110 to 6-110	6-110 to RJ45 (T568B)
3'	<b>6110PCL3</b>	<b>6119PCL3</b>
5'	<b>6110PCL5</b>	<b>6119PCL5</b>
7'	<b>6110PCL7</b>	<b>6119PCL7</b>
9'	<b>6110PCL9</b>	<b>6119PCL9</b>
12'	<b>6110PCL12</b>	<b>6119PCL12</b>

## Connecting Blocks, 6-110/4-Pair

Description	Catalog No.
Connecting blocks, 6-110/4-pair	<b>6110CB4PR10</b>

## Hubbell Labeling Solutions, Cross Connect, 6-110/110

The Hubbell labeling solution 110 laser-printable label sheets and covers can be mounted between each wiring channel to identify individual station ports or pair counts.

Description	Color	Catalog No.
Laser-printable label sheets, 10-pack	White	<b>XPL11010W</b>
	Yellow	<b>XPL11010Y</b>
	Blue	<b>XPL11010B</b>



110 Wiring Blocks  
110BLKxxBWL



110/100-Pair, 4-Pair Blocks  
Field Termination Kit  
110BLK100FTK4



Field Termination Patch Plugs  
110FPP4PR

## Wiring Blocks, 110

With removable standoff legs

Description	Catalog No.
110/50-pair	<b>110BLK50BWL</b>
110/100-pair	<b>110BLK100BWL</b>
110/300-pair	<b>110BLK300BWL</b>

## Field Termination Kits, 110

Description	With	Catalog No.
110/50-pair	4-pair blocks	<b>110BLK50FTK4</b>
	5-pair blocks	<b>110BLK50FTK5</b>
110/100-pair	4-pair blocks	<b>110BLK100FTK4</b>
	5-pair blocks	<b>110BLK100FTK5</b>
110/300-pair	4-pair blocks	<b>110BLK300FTK4</b>
	5-pair blocks	<b>110BLK300FTK5</b>

## Termination Tool, 110/5-Pair

Designed to seat 110 connecting blocks and terminate and cut UTP cable on 110 wiring blocks

Description	Catalog No.
Termination tool, includes head and blades	<b>T5PPD110</b>

## Field Terminated Patch Plugs

Includes (1) patch plug base, (1) patch plug cover, (1) cable tie

Description	Catalog No.
Category 5e, 110, 4-pair, gray	<b>110FPP4PR</b>

## Factory Terminated Patch Cords

Color: Yellow

Length	110 to 110	110 to RJ45 (T568B)
3'	<b>PC110C5EL3</b>	<b>PC119C5EL3</b>
5'	<b>PC110C5EL5</b>	<b>PC119C5EL5</b>
7'	<b>PC110C5EL7</b>	<b>PC119C5EL7</b>
9'	<b>PC110C5EL9</b>	<b>PC119C5EL9</b>
12'	<b>PC110C5EL12</b>	<b>PC119C5EL12</b>

## Connecting Blocks, 110

110 connecting blocks are terminated to the 110 wiring blocks using the 110/5-pair termination tool; available in 4- and 5-pair sizes

Description	Catalog No.
110/4-pair, 10-pack	<b>110CB4PR10</b>
110/5-pair, 10-pack	<b>110CB5PR10</b>

## Hubbell Labeling Solutions, Cross Connect, 6-110/110

The Hubbell labeling solution 110 laser-printable label sheets and covers can be mounted between each wiring channel to identify individual station ports or pair counts.

Description	Color	Catalog No.
Laser-printable label sheets, 10-pack	White	<b>XPL11010W</b>
	Yellow	<b>XPL11010Y</b>
	Blue	<b>XPL11010B</b>



Rack Mount Kit, 6-110  
6110RM1



Rack Mount Kit, 110  
110RMxx



Rack Mount Kit, 110  
110RMxxNT

## Rack Mount Kits, 6-110

### Category 6

Pairs	Rack Units	Troughs	Catalog No.
128-pair	3U	With	<b>6110RM1</b>
	2U	Without	<b>6110RM1NT</b>

## Rack Mount Kits, 110

### Category 5e, with cable management

Pairs	Rack Units	Connecting Blocks	Catalog No.
100-pair	2U	4-pair	<b>110RM14</b>
		5-pair	<b>110RM15</b>
200-pair	3U	4-pair	<b>110RM24</b>
		5-pair	<b>110RM25</b>

### Category 5e, without cable management

100-pair	1U	4-pair	<b>110RM14NT</b>
		5-pair	<b>110RM15NT</b>
200-pair	2U	4-pair	<b>110RM24NT</b>
		5-pair	<b>110RM25NT</b>



Cable Management Trough with Legs  
110TRA



Cable Management Trough without Legs  
110TRB

## Wall Mount Kits, 6-110/110

### Kit Contents/Quantities:

6-110 Kit	110 Kit	Item
1	1	Wall mount tower frame
1	1	Bottom cable trough
3	–	6-110/64-pair wiring blocks without legs
–	3	100-pair wiring blocks without legs
48	–	6-110/4-pair connecting blocks
–	60	110/4-pair connecting blocks
–	12	110/5-pair connecting blocks
3	3	Cable management troughs without legs
6	6	Clear label holders
6	6	White paper designation strips

### Category 6 Kit

Description	Catalog No.
6-110/192-pair	<b>6110WMK</b>

### Category 5e Kit

Description	Catalog No.
110/300-pair	<b>110WMK</b>

## Cable Management Troughs

Description	Catalog No.
With legs	<b>110TRA</b>
Without legs	<b>110TRB</b>



66M Modular 66  
HPW66M150



66B Modular 66  
HPW66B16



12-Port Block  
BR258066A



Backboard  
HPW66BB



89D Bracket  
HPW89D

## Modular 66 Cross Connect Blocks, 66M

Description	Block Size	Capacity	Catalog No.
66M block, Category 5 with cover	4 x 50	50-pair	<b>HPW66M150C5</b>
66M block	4 x 25	25-pair	<b>HPW66M125</b>
	4 x 50	50-pair	<b>HPW66M150</b>
66M cover	–	–	<b>HPW66MCVR</b>

## Modular 66 Cross Connect Blocks, 66B

Description	Block Size	Capacity	Catalog No.
66B block, split (3x), with cover	6 x 6	6-pair	<b>HPW66B36</b>
66B block cover for HPW66B 425 + 350	–	–	<b>HPW66BCVR</b>
66M block	6 x 12	6-pair	<b>HPW66B16</b>
66B block 25-pair, split (4x)	6 x 50	25-pair	<b>HPW66B425</b>
66B block 50-pair, split (4x)	6 x 50	50-pair	<b>HPW66B350</b>

## 12- and 16-Port Blocks

Description	Capacity	Wiring	Jack Openings	Catalog No.
Modular 66 block	50-pair	T568B	12-8 pos. jacks	<b>BR258066A</b>
		USOC-RJ25	16-6 pos. jacks	<b>BR256066A</b>


## Modular 66 Cross Connect Block Accessories

Description	Catalog No.
Cable routing spool without screw	<b>HPW66SPLA</b>
Cable routing spool with screw	<b>HPW66SPLB</b>
89B bracket (use to mount 66M series blocks)	<b>HPW89B</b>
89D bracket (use to mount 66M series blocks)	<b>HPW89D</b>
Backboard (blue, for 89D and 89B brackets); includes (2) 89B brackets as shown	<b>HPW66BB</b>
66B bracket (use to mount 66B series blocks)	<b>HPW66BBRKT</b>
Bridging clip (0.5" x 0.25"); 100-pack	<b>HPW66BC100</b>



## COPPER | Assemblies

Hubbell cable assemblies are manufactured with top quality components and are tuned with Hubbell jacks, patch panels and cable, creating a superior end-to-end system. Hubbell Patch Cords are constructed with high performance patch cable and are 100% performance tested, assuring the highest quality, most reliable patch cord in the industry.





# COPPER | Assemblies

BIDnet Pre-Terminated Copper Trunk Assemblies .....	D3
NEXTSPEED® Ascent Category 6A Patch Cords .....	D4
NEXTSPEED® Ascent Shielded Category 6A Patch Cords .....	D4
NEXTSPEED® Category 6 Patch Cords .....	D5
NEXTSPEED® Shielded Category 6 Patch Cords .....	D5
NEXTSPEED® Category 5e Patch Cords .....	D5
Hubbell BIDnet Assemble-to-Order Cable Program .....	D6







### Environmental

- Provides exact lengths and number of connections needed per application
- Eliminate unwanted cable and packaging on the job site



### Strain Relief

Locking IDC stuffer cap provides superior strain relief



### Performance

Qualified for 10 Gigabit Ethernet transmission IEEE 802.3an



### Reliability

100% factory tested in a controlled environment

### Standards



- ANSI/TIA-568-C.2 Category 6A component compliant
- ISO 11801 Class D, E and E<sub>A</sub> compliant (Category 6A)
- Qualified for PoE+ IEEE 802.3bt
- UL Listed 1863

BIDnet Pre-Terminated Copper Trunk Assemblies are the ideal solution for data centers, open office and other applications where accuracy, reliability and performance are the most important factors. BIDnet assemblies provide simplicity for permanent links between switches, servers, patch panels, MUTOAs and zone distribution areas, enabling effortless moves, adds and changes to the infrastructure.

### Jack to Open



### Jack to Jack



### Jack to Plug



All BIDnet Pre-Terminated Cable Assemblies are made-to-order items. Please call our Inside Sales team for lead-time and availability. See page H6 for fiber assemblies.

### Specifications

Jacks	Plugs	Available Options
<ul style="list-style-type: none"> <li>• Nose contact material: beryllium copper with precious metal plating over nickel under-plating</li> <li>• Contact performance: confirmed over the full range of TIA plug deflection limits</li> </ul>	<ul style="list-style-type: none"> <li>• Mechanical: cable to plug tensile strength: 20+lb Mating cycles: 2000+</li> <li>• Material: Plug body: polycarbonate UL 94-V0 Plug boot: PVC</li> <li>• Contact: high strength copper alloy Plating: 50 micro-inch precious metal over 100 micro-inch under-plating</li> </ul>	<ul style="list-style-type: none"> <li>• Lengths: 10 to 295 feet</li> <li>• Legs: 1, 4, 6, 8 and 12</li> <li>• Category: 5e, 6 and 6A</li> <li>• Connection: RJ45 jack; RJ45 plug; open end</li> <li>• Cable: Plenum, riser and LSZH</li> <li>• UTP: Category 5e, 6 and 6A</li> <li>• FTP: Category 6A (10GbE)</li> <li>• Color: Blue and white</li> </ul>



HC6AB01



PC6AGY03

## NEXTSPEED® Ascent Category 6A Patch Cords

Length	Black	Blue	Green	Orange	Pink
1'	<b>HC6ABK01</b>	<b>HC6AB01</b>	<b>HC6AGN01</b>	<b>HC6AOR01</b>	<b>HC6APK01</b>
3'	<b>HC6ABK03</b>	<b>HC6AB03</b>	<b>HC6AGN03</b>	<b>HC6AOR03</b>	<b>HC6APK03</b>
5'	<b>HC6ABK05</b>	<b>HC6AB05</b>	<b>HC6AGN05</b>	<b>HC6AOR05</b>	<b>HC6APK05</b>
7'	<b>HC6ABK07</b>	<b>HC6AB07</b>	<b>HC6AGN07</b>	<b>HC6AOR07</b>	<b>HC6APK07</b>
10'	<b>HC6ABK10</b>	<b>HC6AB10</b>	<b>HC6AGN10</b>	<b>HC6AOR10</b>	<b>HC6APK10</b>
15'	<b>HC6ABK15</b>	<b>HC6AB15</b>	<b>HC6AGN15</b>	<b>HC6AOR15</b>	<b>HC6APK15</b>
20'	<b>HC6ABK20</b>	<b>HC6AB20</b>	<b>HC6AGN20</b>	<b>HC6AOR20</b>	<b>HC6APK20</b>
25'	<b>HC6ABK25</b>	<b>HC6AB25</b>	<b>HC6AGN25</b>	<b>HC6AOR25</b>	<b>HC6APK25</b>

Length	Purple	Red	White	Yellow
1'	<b>HC6AP01</b>	<b>HC6AR01</b>	<b>HC6AW01</b>	<b>HC6AY01</b>
3'	<b>HC6AP03</b>	<b>HC6AR03</b>	<b>HC6AW03</b>	<b>HC6AY03</b>
5'	<b>HC6AP05</b>	<b>HC6AR05</b>	<b>HC6AW05</b>	<b>HC6AY05</b>
7'	<b>HC6AP07</b>	<b>HC6AR07</b>	<b>HC6AW07</b>	<b>HC6AY07</b>
10'	<b>HC6AP10</b>	<b>HC6AR10</b>	<b>HC6AW10</b>	<b>HC6AY10</b>
15'	<b>HC6AP15</b>	<b>HC6AR15</b>	<b>HC6AW15</b>	<b>HC6AY15</b>
20'	<b>HC6AP20</b>	<b>HC6AR20</b>	<b>HC6AW20</b>	<b>HC6AY20</b>
25'	<b>HC6AP25</b>	<b>HC6AR25</b>	<b>HC6AW25</b>	<b>HC6AY25</b>

Made-to-order lengths are available from 30ft to 100ft in 5ft increments.

## NEXTSPEED® Ascent Low Diameter Category 6A Patch Cords

O.D. = 0.186"

Length	Black	Blue	Gray	White
1'	<b>HCL6ABK01</b>	<b>HCL6AB01</b>	<b>HCL6AGY01</b>	<b>HCL6AW01</b>
3'	<b>HCL6ABK03</b>	<b>HCL6AB03</b>	<b>HCL6AGY03</b>	<b>HCL6AW03</b>
5'	<b>HCL6ABK05</b>	<b>HCL6AB05</b>	<b>HCL6AGY05</b>	<b>HCL6AW05</b>
7'	<b>HCL6ABK07</b>	<b>HCL6AB07</b>	<b>HCL6AGY07</b>	<b>HCL6AW07</b>
10'	<b>HCL6ABK10</b>	<b>HCL6AB10</b>	<b>HCL6AGY10</b>	<b>HCL6AW10</b>
15'	<b>HCL6ABK15</b>	<b>HCL6AB15</b>	<b>HCL6AGY15</b>	<b>HCL6AW15</b>
20'	<b>HCL6ABK20</b>	<b>HCL6AB20</b>	<b>HCL6AGY20</b>	<b>HCL6AW20</b>
25'	<b>HCL6ABK25</b>	<b>HCL6AB25</b>	<b>HCL6AGY25</b>	<b>HCL6AW25</b>
30'	<b>HCL6ABK30</b>	<b>HCL6AB30</b>	<b>HCL6AGY30</b>	<b>HCL6AW30</b>

## NEXTSPEED® Ascent Shielded Category 6A Patch Cords

Length	Black	Blue	Gray	Yellow
3'	<b>PC6ABK03</b>	<b>PC6AB03</b>	<b>PC6AGY03</b>	<b>PC6AY03</b>
5'	<b>PC6ABK05</b>	<b>PC6AB05</b>	<b>PC6AGY05</b>	<b>PC6AY05</b>
7'	<b>PC6ABK07</b>	<b>PC6AB07</b>	<b>PC6AGY07</b>	<b>PC6AY07</b>
10'	<b>PC6ABK10</b>	<b>PC6AB10</b>	<b>PC6AGY10</b>	<b>PC6AY10</b>
15'	<b>PC6ABK15</b>	<b>PC6AB15</b>	<b>PC6AGY15</b>	<b>PC6AY15</b>
20'	<b>PC6ABK20</b>	<b>PC6AB20</b>	<b>PC6AGY20</b>	<b>PC6AY20</b>
25'	<b>PC6ABK25</b>	<b>PC6AB25</b>	<b>PC6AGY25</b>	<b>PC6AY25</b>

Made-to-order lengths are available from 30ft to 75ft in 5ft increments.

Note: Specification sheets are available for these products online. Type the part number into the search box.



**Specifications**

Cable construction:

- Standard Conductor: 24AWG UTP
- Low Diameter Conductor: 28AWG UTP
- Jacket: flame-retardant PVC – CM rated

**Standards**

- TIA-568-C.2 Category 5e and 6 component compliant
- UL Listed 1863

**NEXTSPEED® Category 6 Patch Cords**

Length	Black	Blue	Gray	Green	Orange	Purple	Red	White	Yellow
1'	<b>HC6BK01</b>	<b>HC6B01</b>	<b>HC6GY01</b>	<b>HC6GN01</b>	<b>HC6OR01</b>	<b>HC6P01</b>	<b>HC6R01</b>	<b>HC6W01</b>	<b>HC6Y01</b>
3'	<b>HC6BK03</b>	<b>HC6B03</b>	<b>HC6GY03</b>	<b>HC6GN03</b>	<b>HC6OR03</b>	<b>HC6P03</b>	<b>HC6R03</b>	<b>HC6W03</b>	<b>HC6Y03</b>
5'	<b>HC6BK05</b>	<b>HC6B05</b>	<b>HC6GY05</b>	<b>HC6GN05</b>	<b>HC6OR05</b>	<b>HC6P05</b>	<b>HC6R05</b>	<b>HC6W05</b>	<b>HC6Y05</b>
7'	<b>HC6BK07</b>	<b>HC6B07</b>	<b>HC6GY07</b>	<b>HC6GN07</b>	<b>HC6OR07</b>	<b>HC6P07</b>	<b>HC6R07</b>	<b>HC6W07</b>	<b>HC6Y07</b>
10'	<b>HC6BK10</b>	<b>HC6B10</b>	<b>HC6GY10</b>	<b>HC6GN10</b>	<b>HC6OR10</b>	<b>HC6P10</b>	<b>HC6R10</b>	<b>HC6W10</b>	<b>HC6Y10</b>
15'	<b>HC6BK15</b>	<b>HC6B15</b>	<b>HC6GY15</b>	<b>HC6GN15</b>	<b>HC6OR15</b>	<b>HC6P15</b>	<b>HC6R15</b>	<b>HC6W15</b>	<b>HC6Y15</b>
20'	<b>HC6BK20</b>	<b>HC6B20</b>	<b>HC6GY20</b>	<b>HC6GN20</b>	<b>HC6OR20</b>	<b>HC6P20</b>	<b>HC6R20</b>	<b>HC6W20</b>	<b>HC6Y20</b>
25'	<b>HC6BK25</b>	<b>HC6B25</b>	<b>HC6GY25</b>	<b>HC6GN25</b>	<b>HC6OR25</b>	<b>HC6P25</b>	<b>HC6R25</b>	<b>HC6W25</b>	<b>HC6Y25</b>

Made-to-order lengths are available from 30ft to 100ft in 5ft increments.

**NEXTSPEED® Category 6 Patch Cords with SecureIT™ Boot**

Length	Black	Blue	Yellow
1'	<b>HC6BK01SP</b>	<b>HC6B01SP</b>	<b>HC6Y01SP</b>
3'	<b>HC6BK03SP</b>	<b>HC6B03SP</b>	<b>HC6Y03SP</b>
5'	<b>HC6BK05SP</b>	<b>HC6B05SP</b>	<b>HC6Y05SP</b>
7'	<b>HC6BK07SP</b>	<b>HC6B07SP</b>	<b>HC6Y07SP</b>
10'	<b>HC6BK10SP</b>	<b>HC6B10SP</b>	<b>HC6Y10SP</b>
15'	<b>HC6BK15SP</b>	<b>HC6B15SP</b>	<b>HC6Y15SP</b>
20'	<b>HC6BK20SP</b>	<b>HC6B20SP</b>	<b>HC6Y20SP</b>
25'	<b>HC6BK25SP</b>	<b>HC6B25SP</b>	<b>HC6Y25SP</b>

Made-to-order lengths are available from 30ft to 100ft in 5ft increments.

**NEXTSPEED® Low Diameter Category 6 Patch Cords**

O.D. = 0.155"

Length	Black	Blue	Gray	White
1'	<b>HCL6BK01</b>	<b>HCL6B01</b>	<b>HCL6GY01</b>	<b>HCL6W01</b>
3'	<b>HCL6BK03</b>	<b>HCL6B03</b>	<b>HCL6GY03</b>	<b>HCL6W03</b>
5'	<b>HCL6BK05</b>	<b>HCL6B05</b>	<b>HCL6GY05</b>	<b>HCL6W05</b>
7'	<b>HCL6BK07</b>	<b>HCL6B07</b>	<b>HCL6GY07</b>	<b>HCL6W07</b>
10'	<b>HCL6BK10</b>	<b>HCL6B10</b>	<b>HCL6GY10</b>	<b>HCL6W10</b>
15'	<b>HCL6BK15</b>	<b>HCL6B15</b>	<b>HCL6GY15</b>	<b>HCL6W15</b>
20'	<b>HCL6BK20</b>	<b>HCL6B20</b>	<b>HCL6GY20</b>	<b>HCL6W20</b>
25'	<b>HCL6BK25</b>	<b>HCL6B25</b>	<b>HCL6GY25</b>	<b>HCL6W25</b>
30'	<b>HCL6BK30</b>	<b>HCL6B30</b>	<b>HCL6GY30</b>	<b>HCL6W30</b>

**NEXTSPEED® Shielded Category 6 Patch Cords**

Length	Black	Blue	Gray	Green	Orange	Purple	Red	White	Yellow
3'	<b>PS6BK03</b>	<b>PS6B03</b>	<b>PS6GY03</b>	<b>PS6GN03</b>	<b>PS6OR03</b>	<b>PS6P03</b>	<b>PS6R03</b>	<b>PS6W03</b>	<b>PS6Y03</b>
5'	<b>PS6BK05</b>	<b>PS6B05</b>	<b>PS6GY05</b>	<b>PS6GN05</b>	<b>PS6OR05</b>	<b>PS6P05</b>	<b>PS6R05</b>	<b>PS6W05</b>	<b>PS6Y05</b>
7'	<b>PS6BK07</b>	<b>PS6B07</b>	<b>PS6GY07</b>	<b>PS6GN07</b>	<b>PS6OR07</b>	<b>PS6P07</b>	<b>PS6R07</b>	<b>PS6W07</b>	<b>PS6Y07</b>
10'	<b>PS6BK10</b>	<b>PS6B10</b>	<b>PS6GY10</b>	<b>PS6GN10</b>	<b>PS6OR10</b>	<b>PS6P10</b>	<b>PS6R10</b>	<b>PS6W10</b>	<b>PS6Y10</b>
15'	<b>PS6BK15</b>	<b>PS6B15</b>	<b>PS6GY15</b>	<b>PS6GN15</b>	<b>PS6OR15</b>	<b>PS6P15</b>	<b>PS6R15</b>	<b>PS6W15</b>	<b>PS6Y15</b>
20'	<b>PS6BK20</b>	<b>PS6B20</b>	<b>PS6GY20</b>	<b>PS6GN20</b>	<b>PS6OR20</b>	<b>PS6P20</b>	<b>PS6R20</b>	<b>PS6W20</b>	<b>PS6Y20</b>
25'	<b>PS6BK25</b>	<b>PS6B25</b>	<b>PS6GY25</b>	<b>PS6GN25</b>	<b>PS6OR25</b>	<b>PS6P25</b>	<b>PS6R25</b>	<b>PS6W25</b>	<b>PS6Y25</b>

Made-to-order lengths are available from 30ft to 100ft in 5ft increments.

**NEXTSPEED® Category 5e Patch Cords**

Length	Black	Blue	Gray	Green	Orange	Purple	Red	White	Yellow
1'	<b>HC5EBK01</b>	<b>HC5EB01</b>	<b>HC5EGY01</b>	<b>HC5EGN01</b>	<b>HC5EOR01</b>	<b>HC5EP01</b>	<b>HC5ER01</b>	<b>HC5EW01</b>	<b>HC5EY01</b>
3'	<b>HC5EBK03</b>	<b>HC5EB03</b>	<b>HC5EGY03</b>	<b>HC5EGN03</b>	<b>HC5EOR03</b>	<b>HC5EP03</b>	<b>HC5ER03</b>	<b>HC5EW03</b>	<b>HC5EY03</b>
5'	<b>HC5EBK05</b>	<b>HC5EB05</b>	<b>HC5EGY05</b>	<b>HC5EGN05</b>	<b>HC5EOR05</b>	<b>HC5EP05</b>	<b>HC5ER05</b>	<b>HC5EW05</b>	<b>HC5EY05</b>
7'	<b>HC5EBK07</b>	<b>HC5EB07</b>	<b>HC5EGY07</b>	<b>HC5EGN07</b>	<b>HC5EOR07</b>	<b>HC5EP07</b>	<b>HC5ER07</b>	<b>HC5EW07</b>	<b>HC5EY07</b>
10'	<b>HC5EBK10</b>	<b>HC5EB10</b>	<b>HC5EGY10</b>	<b>HC5EGN10</b>	<b>HC5EOR10</b>	<b>HC5EP10</b>	<b>HC5ER10</b>	<b>HC5EW10</b>	<b>HC5EY10</b>
15'	<b>HC5EBK15</b>	<b>HC5EB15</b>	<b>HC5EGY15</b>	<b>HC5EGN15</b>	<b>HC5EOR15</b>	<b>HC5EP15</b>	<b>HC5ER15</b>	<b>HC5EW15</b>	<b>HC5EY15</b>
20'	<b>HC5EBK20</b>	<b>HC5EB20</b>	<b>HC5EGY20</b>	<b>HC5EGN20</b>	<b>HC5EOR20</b>	<b>HC5EP20</b>	<b>HC5ER20</b>	<b>HC5EW20</b>	<b>HC5EY20</b>
25'	<b>HC5EBK25</b>	<b>HC5EB25</b>	<b>HC5EGY25</b>	<b>HC5EGN25</b>	<b>HC5EOR25</b>	<b>HC5EP25</b>	<b>HC5ER25</b>	<b>HC5EW25</b>	<b>HC5EY25</b>

Made-to-order lengths are available from 30ft to 100ft in 5ft increments.

Note: Specification sheets are available for these products online. Type the part number into the search box.



The Hubbell Assemble-to-Order cable assembly program delivers custom copper and fiber assemblies within a short period of time. Knowing that every job and every application is different, we offer custom lengths, configurations and colors to fit any application.

Whether the application is Category 5e or 6A, 25-pair, or multi-configured fiber trunk cables, Hubbell can satisfy custom cable assembly needs. Please call our Inside Sales team for lead-time and availability. Minimum order quantities apply.

### Copper Patch Cords

- Pre-terminated copper trunk assemblies
- Category 5e, 6 and 6A
- Solid or stranded cable
- Single or double-ended
- Custom lengths
- Custom configurations
- Booted/non-booted
- Snagless or regular plug style
- 11 different colors

### 110 and 25-Pair

- Custom lengths
- Custom wiring
- Over molded
- Single- or double-ended

### Audio/Video

- X-END customs
- HD-15 SVGA style
- S-video
- BNC
- RCA
- 3.5mm


### Fiber Cords

- Trunk cables, multi-fiber cable
- Simplex
- Duplex
- Pigtailed
- Singlemode
- Multimode
- MTP/MTO assemblies
- LC
- SC
- ST-style
- FC
- MT-RJ
- Angle polish
- Custom lengths



## COPPER | Cable

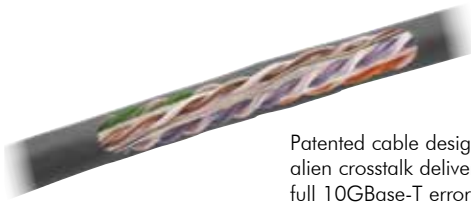
Hubbell UTP and FTP cables are specifically designed and balanced to provide a high-performance, end-to-end system. All cables are specifically designed to meet performance and budget needs while extending the life span of the infrastructure.





# COPPER | Cable

NEXTSPEED® Ascent Category 6A UTP and FTP Cable .....	E3
NEXTSPEED® Category 6E and 5e UTP Cable.....	E4



Patented cable design suppresses alien crosstalk delivering full 10GBase-T error free transmission.



Cat6A UTP  
C6ASPB

## NEXTSPEED® Ascent Category 6A UTP Cable

4-pair		
Color	Plenum Spool	Riser Spool
Blue	<b>C6ASPB</b>	<b>C6ASRB</b>
Gray	<b>C6ASPGY</b>	<b>C6ASRGY</b>
White	<b>C6ASPW</b>	<b>C6ASRW</b>
Yellow	<b>C6ASPY</b>	<b>C6ASRY</b>

### Specifications


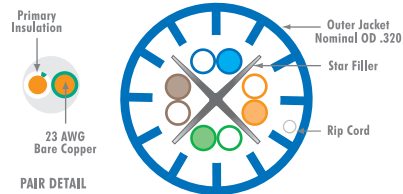


- Application: third party qualified for 10 Gigabit Ethernet transmission IEEE 802.3an
- Current capacity: qualified for PoE+ IEEE 802.3at
- NVP: plenum: 71%; riser: 68%

### Standards

- UL Verified TIA-568-C.2 Category 6A cable
- ISO 11801 Class E<sub>A</sub> Category 6A cable
- UL Listed

CABLE CONSTRUCTION



Achieve the highest level of reliability with optimal protection against alien crosstalk and other external noise sources.



Cat6A FTP  
C6AFTPSPW

## NEXTSPEED® Ascent Category 6A FTP Cable

4-pair		
Color	Plenum Spool	Riser Spool
Blue	<b>C6AFTPSPB</b>	<b>C6AFTPSTRB</b>
Gray	<b>C6AFTPSPGY</b>	<b>C6AFTPSTRGY</b>
White	<b>C6AFTPSPW</b>	<b>C6AFTPSTRW</b>
Yellow	<b>C6AFTPSPY</b>	<b>C6AFTPSTRY</b>

### Specifications

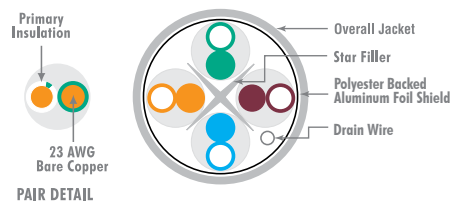


- Application: third party qualified for 10 Gigabit Ethernet transmission IEEE 802.3an
- Current capacity: qualified for PoE+ IEEE 802.3at
- NVP: plenum: 70%; riser: 68%


### Standards

- UL Verified TIA-568-C.2 Category 6A cable
- ISO 11801 Class E<sub>A</sub> Category 6A cable
- UL Listed

CABLE CONSTRUCTION



Note: All category rated cable is packaged in 1000 foot quantities. Made-to-order colors available.



### Standards

- UL Verified 568-C.2 Category 6 compliant
- ISO 11801 Class E Category 6
- UL Listed



Cat6 Enhanced UTP  
C6ESPY



Cat6 UTP  
C6RPEB



Link 6 UTP  
C6RPEGY

### NEXTSPEED® Category 6E Enhanced UTP Cable

4-pair; NVP: Plenum 70%, Riser 68%

Color	Plenum Spool	Riser Spool
Blue	<b>C6ESPB</b>	<b>C6ESRB</b>
Gray	<b>C6ESPGY</b>	<b>C6ESRGY</b>
White	<b>C6ESPW</b>	<b>C6ESRW</b>
Yellow	<b>C6ESPY</b>	<b>C6ESRY</b>

### NEXTSPEED® Category 6 UTP Cable

4-pair; NVP: Plenum 70%, Riser 68%

Color	REELEX® Plenum Box	REELEX® Riser Box
Blue	<b>C6RPB</b>	<b>C6RRB</b>
Gray	<b>C6RPGY</b>	<b>C6RRGY</b>
White	<b>C6RPW</b>	<b>C6RRW</b>
Yellow	<b>C6RPY</b>	<b>C6RRY</b>

### NEXTSPEED® Link 6 UTP Cable

4-pair; NVP: Plenum 70%, Riser 68%

Color	REELEX® Plenum Box	REELEX® Riser Box
Blue	<b>C6RPEB</b>	<b>C6RREB</b>
Gray	<b>C6RPEGY</b>	<b>C6RREGY</b>
White	<b>C6RPEW</b>	<b>C6RREW</b>
Yellow	<b>C6RPEY</b>	<b>C6RREY</b>

### NEXTSPEED® Category 6 OSP Outdoor Cable

4-pair; NVP: 63%

Color	Spool
Black	<b>C6SOPBK</b>



Cat5e UTP  
C5EPRPB



Cat5e UTP  
C5ERRGY

### NEXTSPEED® Category 5e UTP Cable

4-pair; NVP: Plenum 70%, Riser 68%

Color	REELEX® Plenum Box	REELEX® Riser Box
Blue	<b>C5EPRPB</b>	<b>C5EPRRB</b>
Gray	<b>C5EPRPGY</b>	<b>C5EPRRGY</b>
White	<b>C5EPRPW</b>	<b>C5EPRRW</b>
Yellow	<b>C5EPRPY</b>	<b>C5EPRRY</b>

### Category 5e UTP Cable

4-pair; NVP: Plenum 70%, Riser 68%

Color	REELEX® Plenum Box	REELEX® Riser Box
Blue	<b>C5ERPB</b>	<b>C5ERRB</b>
Gray	<b>C5ERPGY</b>	<b>C5ERRGY</b>
White	<b>C5ERPW</b>	<b>C5ERRW</b>
Yellow	<b>C5ERPY</b>	<b>C5ERRY</b>

Note: All category rated cable is packaged in 1000 foot quantities. Made-to-order colors available.


REELEX® is licensed and patented by Windings Inc.





## Audio/Video

Hubbell iSTATION products provide a consistent and practical solution for delivering all types of connections. The Hubbell iSTATION system enables convergence by locating AV solutions where you need them, from the floor to the ceiling, or the wall to the furniture. The Hubbell iSTATION approach makes adding a connection effortless while maintaining a clean, uniform look.





# Audio/Video

- Extensive Voice/Data/Audio/Video Applications .....F3
- AV 110 Everywhere™ Digital AV Over UTP .....F4
- AV 110 Everywhere™ Analog AV Over UTP .....F6
- AV Modules .....F7
- Multi-Service Frames and Modules .....F8
- Frames, Modules and AV Wallboxes.....F9
- VGA Plug-n-Play, Modules and Cords .....F11
- Pro-Audio D-Style Connections .....F12
- Digital AV Keystone Connections.....F13
- Video Keystone Connections .....F14
- AV Keystone Connections .....F15
- Audio Keystone Connections.....F16





## On the Wall

Plates and Frames  
Refer to Sections B, C and F



## In the Wall

Flat Panel/White Board  
Enclosures  
Refer to Section U



## On the Furniture

Furniture Plates  
Refer to Section B



## In the Furniture

Table Top Boxes  
Refer to Section R



## On the Floor

Floor Boxes  
Refer to Section R



## In the Floor

Fire-Rated Poke-Throughs  
Refer to Section R



## On the Surface

Metallic and Non-metallic  
Raceway  
Refer to Section S



## On the Surface

Surface Mount Boxes  
Refer to Section B



## On the Rack

UDX Modular Panels  
Refer to Sections K and N



## In the Cabinet

UDX Modular Panels  
Refer to Section O



## In the Ceiling

Multimedia Enclosures  
Refer to Section N



Long Range  
HDMI, IR, USB,  
RS232 Extender



### Termination

Quick, reliable 110 punch down termination



### 4K UHD Extension

Supports high resolution displays up to 328 feet (100m) away from the source equipment



### Standard Opening

Decorator or Hubbell iSTATION snap-in

### Features



- Locating a display device up to 328 feet (100m) away is as simple as pulling one UTP cable to a drop
- Terminate with one Category 6A, 6 or 5e UTP or shielded, plenum or non-plenum cable
- Supplied as a kit with both Source and Display modules
- HDBaseT™ for HDMI AV

### Standards

- Listed UL 1863
- USB 1.1
- HDMI
- RoHS compliant



In-Wall AV  
Power Supply



### Rear 5V DC Leads

Powers AV components in the wall for a clean, professional appearance



### Integrated Power Supply

Switchable 5V DC 3A power supports multiple devices



### USB Charging Port

Charging convenience and device power; green LED power indicator

### Specifications



- Electrical ratings: 15A, 125V AC
- Input voltage: 125V AC, 60Hz
- Output voltage: 3A, 5V DC
- Circuit feed-through 20A, 125V

### Standards

- cULus listed to UL498 and UL1310
- USB 1.1, 2.0, 3.0

HDBaseT is a trademark of the HDBaseT Alliance.



**Specifications**

- Punch down 110 style termination
- Connectors: HDMI 19-pin, Type A, female connector, gold plated 2μ"
- IDC Contact: phosphor bronze with tin plating over nickel under plating
- Material: high impact thermoplastic



HDBaseT™ Module  
IMHDBT3OW



HDMI 110 UTP Extender  
ISFH110W



AV Power Source  
AVPS15W



USB Extenders  
IMU11015OW



HDMI Patch Cords  
HDPC03BK

**HDBaseT™ Frames and Modules**

HDMI, USB, RS232, IR extender, 5V DC, single 4-pair UTP cable installation, up to 328ft (100m)

Color	Decorator	3 Unit Module
Black	<b>ISFHDBT3BK</b>	<b>IMHDBT3BK</b>
Ivory	<b>ISFHDBT3EI</b>	<b>IMHDBT3EI</b>
Gray	<b>ISFHDBT3GY</b>	<b>IMHDBT3GY</b>
Office White	<b>ISFHDBT3OW</b>	<b>IMHDBT3OW</b>
White	<b>ISFHDBT3W</b>	<b>IMHDBT3W</b>

Note: Product consists of send and receive pair.

**HDMI 110 UTP Extenders**

(2) 4-pair UTP cable installation, 5V DC, up to 147ft (45m)

Color	Decorator	2 Unit Module
Black	<b>ISFH110BK</b>	<b>IMH110ST2BK</b>
Ivory	<b>ISFH110EI</b>	<b>IMH110ST2EI</b>
Gray	<b>ISFH110GY</b>	<b>IMH110ST2GY</b>
Office White	<b>ISFH110OW</b>	<b>IMH110ST2OW</b>
White	<b>ISFH110W</b>	<b>IMH110ST2W</b>

Note: Product consists of send and receive pair.

**Tamper-Resistant Receptacle with 5V DC Power Output**

Description	Color	Catalog No.
USB charger TR receptacle, (1) USB port 3A, 5V DC output, 15A, 125V AC decorator duplex	Black	<b>AVPS15BK</b>
	Ivory	<b>AVPS15I</b>
	Gray	<b>AVPS15GY</b>
	Office White	<b>AVPS15LA</b>
	White	<b>AVPS15W</b>

**USB 2.0 High Speed 110 Extenders, 100ft**

Description	Color	1.5 Unit Module
4-pair UTP cable installation, up to 100ft (305m)	Black	<b>IMU11015BK</b>
	Ivory	<b>IMU11015EI</b>
	Gray	<b>IMU11015GY</b>
	Office White	<b>IMU11015OW</b>
	White	<b>IMU11015W</b>

Note: Product consists of send and receive pair.

**HDMI Non-Active Horizontal Patch Cords**

24AWG, black, non-plenum

Description	Catalog No.
3 foot	<b>HDPC03BK</b>
6 foot	<b>HDPC06BK</b>

**Infrared Emitter and Receiver Kit**

Catalog No. **AVIR**

HDBaseT is a trademark of the HDBaseT Alliance. See color chart on page V12. Modules and frames are featured on pages F9-F10.



RCA Component,  
L/R Audio  
IMCAR11015OW



RCA Composite,  
L/R Audio  
IMR1101OW



VGA and 3.5mm  
HD AV Extender  
IM15311015OW



Stereo Jack,  
3.5mm to 110 Termination  
SF35110BK



S-Video to  
110 Termination  
SFSV110BK

## RCA Component with Audio 110 Audio/Video Modules

Extend up to 100ft (30.5m) over (2) 4-pair UTP cables, 1.5 unit

Color	RCA Component Video, Left/Right Audio	RCA Component Video, 3.5mm Audio
Black	<b>IMCAR11015BK</b>	<b>IMC3511015BK</b>
Ivory	<b>IMCAR11015EI</b>	<b>IMC3511015EI</b>
Gray	<b>IMCAR11015GY</b>	<b>IMC3511015GY</b>
Office White	<b>IMCAR11015OW</b>	<b>IMC3511015OW</b>
White	<b>IMCAR11015W</b>	<b>IMC3511015W</b>

## RCA 110 Audio/Video Modules

Extend up to 100ft (30.5m) over (2) 4-pair UTP cables, 0.5 unit

Color	75' (23m) max. RCA Component Video, HD	100' (30.5m) max. RCA Composite Video, Left/Right Audio	RCA Left/Right Audio
Black	<b>IMCR1101BK</b>	<b>IMR1101BK</b>	<b>IMAR1101BK</b>
Ivory	<b>IMCR1101EI</b>	<b>IMR1101EI</b>	<b>IMAR1101EI</b>
Gray	<b>IMCR1101GY</b>	<b>IMR1101GY</b>	<b>IMAR1101GY</b>
Office White	<b>IMCR1101OW</b>	<b>IMR1101OW</b>	<b>IMAR1101OW</b>
White	<b>IMCR1101W</b>	<b>IMR1101W</b>	<b>IMAR1101W</b>

## VGA and 3.5mm HD AV Extender

Extend up to 75ft (23m) over two 4-pair UTP cables, 1.5 unit

Color	Catalog No.
Black	<b>IM15311015BK</b>
Ivory	<b>IM15311015EI</b>
Gray	<b>IM15311015GY</b>
Office White	<b>IM15311015OW</b>
White	<b>IM15311015W</b>

Note: Product consists of send and receive pair.

## S-Video Connection

Extend up to 75ft (23m) over single 4-pair UTP cable

Color	S-video to 110 Termination
Black	<b>SFSV110BK</b>

## 3.5mm to 110 Termination Stereo Jacks

Extend up to 75ft (23m) over single 4-pair UTP cable

Color	3.5mm to 110 Termination
Black	<b>SF35110BK</b>

## RCA Connectors, 110 Punch-Down

Extend up to 75ft (23m) over single 4-pair UTP cable;  
housing color is black

Insulator Color	Catalog No.
Blue	<b>SFRC110B</b>
Green	<b>SFRC110GN</b>
Red	<b>SFRC110R</b>
White	<b>SFRC110W</b>
Yellow	<b>SFRC110Y</b>

See color chart on page V12.



RCA Component,  
L/R Audio or RGBHV  
IMCRS15OW



RCA Composite,  
3.5mm Audio  
IMRSJ1OW



Gold Pass-Through  
RCA Component Video  
IMCRF1OW



Gold Pass-Through  
Speaker Post  
IMSP1OW

AUDIO/VIDEO

**Solder Audio/Video Modules**

	1.5 Unit	1 Unit		
Color	RCA Component Video with Left/Right Audio or RGBHV	RCA Component Video	RCA Composite Video with Left/Right Audio	RCA Composite Video, 3.5mm Stereo Audio Jack
Black	<b>IMCRS15BK</b>	<b>IMCRS1BK</b>	<b>IM3RS1BK</b>	<b>IMRSJ1BK</b>
Ivory	<b>IMCRS15EI</b>	<b>IMCRS1EI</b>	<b>IM3RS1EI</b>	<b>IMRSJ1EI</b>
Gray	<b>IMCRS15GY</b>	<b>IMCRS1GY</b>	<b>IM3RS1GY</b>	<b>IMRSJ1GY</b>
Office White	<b>IMCRS15OW</b>	<b>IMCRS1OW</b>	<b>IM3RS1OW</b>	<b>IMRSJ1OW</b>
White	<b>IMCRS15W</b>	<b>IMCRS1W</b>	<b>IM3RS1W</b>	<b>IMRSJ1W</b>

**Gold Pass-Through Audio/Video Modules**

	Female to female coupler, 1 unit	Speaker post		
Color	RCA Component Video	RCA Composite Video with Left/Right Audio	RCA Left/Right Audio with 3.5mm Stereo Audio Jack	Black and Red, Screw Termination
Black	<b>IMCRF1BK</b>	<b>IM3RF1BK</b>	<b>IM35AR1BK</b>	<b>IMSP1BK</b>
Ivory	<b>IMCRF1EI</b>	<b>IM3RF1EI</b>	<b>IM35AR1EI</b>	<b>IMSP1EI</b>
Gray	<b>IMCRF1GY</b>	<b>IM3RF1GY</b>	<b>IM35AR1GY</b>	<b>IMSP1GY</b>
Office White	<b>IMCRF1OW</b>	<b>IM3RF1OW</b>	<b>IM35AR1OW</b>	<b>IMSP1OW</b>
White	<b>IMCRF1W</b>	<b>IM3RF1W</b>	<b>IM35AR1W</b>	<b>IMSP1W</b>

**Speaker Banana Plugs**

Screw termination, gold, 10-pack	
Color	Catalog No.
Black	<b>SPPBK10</b>
Red	<b>SPPR10</b>

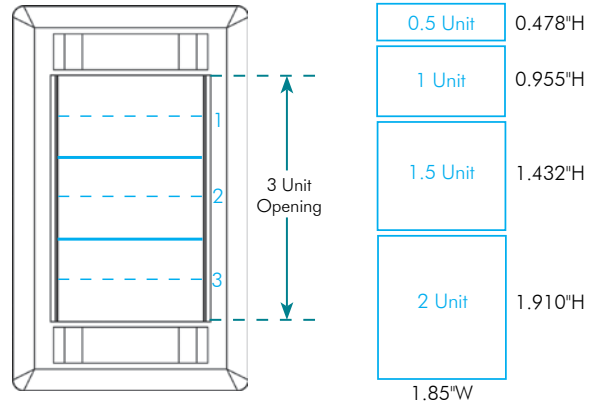
See color chart on page V12. Modules and frames are featured on pages F9–F10.



## Hubbell iSTATION Multi-Service Frame



Hubbell iSTATION Frames accept three units of module combinations in a single-gang opening.



### Specifications



- Decorator versions: UL Rated for power
- One to four gang
- Compatible with all Hubbell iSTATION modules and keystone connections
- Supplied with paper labels, clear covers and color-matched screw covers

## Gangable AV Wallbox



### Gangable

Design allows for an infinite number of options



### Multi-Service

Ideal for delivering power, data and AV in the same box

### Specifications



- 2- and 3-gang options
- Knockouts from 1/2 inch up to 2 inch
- NEMA spaced device mounting accepts industry standard wallplates
- Raised ground provisions in each gang
- 4 inches deep to accept practically any device



### Capacity

4-inch depth accommodates large cables and bend radii





Modular Face Plate  
IMF1OW



Raceway Bezel  
KPIMBZOW



Third-Party Raceway Module  
HWM2KGY10



Gangable AV Wallbox  
HBL986

AUDIO/VIDEO

## Hubbell iSTATION Modular Face Plate Frames

Single-service, low voltage

Color	1-Gang	2-Gang	3-Gang	4-Gang
Black	<b>IMF1BK</b>	<b>IMF2BK</b>	<b>IMF3BK</b>	<b>IMF4BK</b>
Ivory	<b>IMF1EI</b>	<b>IMF2EI</b>	<b>IMF3EI</b>	<b>IMF4EI</b>
Gray	<b>IMF1GY</b>	<b>IMF2GY</b>	<b>IMF3GY</b>	<b>IMF4GY</b>
Office White	<b>IMF1OW</b>	<b>IMF2OW</b>	<b>IMF3OW</b>	<b>IMF4OW</b>
White	<b>IMF1W</b>	<b>IMF2W</b>	<b>IMF3W</b>	<b>IMF4W</b>

Multi-service, power and low voltage

Color	1-Gang Decorator 1-Gang iSTATION	1-Gang Decorator 2-Gang iSTATION	1-Gang Decorator 3-Gang iSTATION	2-Gang Decorator 2-Gang iSTATION
Black	<b>IMFP1D1BK</b>	<b>IMFP1D2BK</b>	<b>IMFP1D3BK</b>	<b>IMFP2D2BK</b>
Ivory	<b>IMFP1D1EI</b>	<b>IMFP1D2EI</b>	<b>IMFP1D3EI</b>	<b>IMFP2D2EI</b>
Gray	<b>IMFP1D1GY</b>	<b>IMFP1D2GY</b>	<b>IMFP1D3GY</b>	<b>IMFP2D2GY</b>
Office White	<b>IMFP1D1OW</b>	<b>IMFP1D2OW</b>	<b>IMFP1D3OW</b>	<b>IMFP2D2OW</b>
White	<b>IMFP1D1W</b>	<b>IMFP1D2W</b>	<b>IMFP1D3W</b>	<b>IMFP2D2W</b>

## Hubbell iSTATION Stainless Steel Plates

1-Gang	2-Gang	3-Gang	4-Gang
<b>IMSS1</b>	<b>IMSS2</b>	<b>IMSS3</b>	<b>IMSS4</b>

## Delivery Bezels and Modules

Color	Raceway Bezel	Hubbell iSTATION Bezel for Third-Party Raceway	Furniture Boxes
Black	-	-	<b>HBLIMFBK</b>
Ivory	-	-	<b>HBLIMFI</b>
Gray	<b>KPIMBZGY</b>	<b>HWAPLGY</b>	<b>HBLIMFGY</b>
Office White	<b>KPIMBZOW</b>	<b>HWAPLOW</b>	-
White	-	<b>HWAPLW</b>	<b>HBLIMFWA</b>

## Third-Party Raceway Modules

Unloaded, 2-port, 10-pack

Color	Catalog No.
Black	<b>HWM2KBK10</b>
Ivory*	<b>HWM2KI10</b>
Gray	<b>HWM2KGY10</b>
White	<b>HWM2KW10</b>

\*Equivalent to Hubbell Office White

## Two and Three Gangable AV Wallboxes

Box	Dimensions	Top Knockouts	Bottom Knockouts	Back Knockouts	Catalog No.
2-Gang, 2" KO, 54in <sup>3</sup> capacity	H: 4.21" W: 4.06" D: 4.0"	(2) 1/2" (2) 1/2" - 3/4" TKO*	(1) 1", 1 1/4", 1 1/2" and 2"	(2) 1/2" - 3/4" TKO	<b>HBL985</b>
3-Gang, 2" KO, 79in <sup>3</sup> capacity	H: 4.21" W: 5.87" D: 4.0"	(3) 1/2" (3) 1/2" - 3/4" TKO*	(1) 1/2" (1) 1/2" - 3/4" TKO* (1) 1", 1 1/4", 1 1/2" and 2"	(3) 1/2" - 3/4" TKO	<b>HBL986</b>

\*TKO (Tangential Knockout)

## Low Voltage AV Wallbox Partitions

Compatible With	Description	Quantity	Catalog No.
HBL985 and HBL986	Solid divider	1	<b>HBL989</b>
	With pass-thru capability	1	<b>HBL989AVD</b>



Angled Module  
IMBDSA15OW



Blank Frame  
ISFB215EI



Keystone Module  
IM2K1OW



SC Angled Module  
IM2SCA2OW

## Blank HD15/9-Pin or HDMI Modules

	1 Unit	1.5 Unit		2 Unit
Color	HD15/9-Pin or HDMI	Angled, HD15/9-Pin or HDMI	HD15/9-Pin or HDMI with 3.5mm Stereo Jack*	HD15/9-Pin or HDMI with 3.5mm SJ+AV Conn
Black	<b>IMBDS1BK</b>	<b>IMBDSA15BK</b>	<b>IMB15315BK</b>	<b>IMB153X2BK</b>
Ivory	<b>IMBDS1EI</b>	<b>IMBDSA15EI</b>	<b>IMB15315EI</b>	<b>IMB153X2EI</b>
Gray	<b>IMBDS1GY</b>	<b>IMBDSA15GY</b>	<b>IMB15315GY</b>	<b>IMB153X2GY</b>
Office White	<b>IMBDS1OW</b>	<b>IMBDSA15OW</b>	<b>IMB15315OW</b>	<b>IMB153X2OW</b>
White	<b>IMBDS1W</b>	<b>IMBDSA15W</b>	<b>IMB15315W</b>	<b>IMB153X2W</b>

\*Screw termination or solder

## Blank HD15/9-Pin or HDMI Frames

Color	1-Port	Recessed, 1-Port	2-Port
Black	<b>ISFB15BK</b>	<b>ISFBR15BK</b>	<b>ISFB215BK</b>
Ivory	<b>ISFB15EI</b>	<b>ISFBR15EI</b>	<b>ISFB215EI</b>
Gray	<b>ISFB15GY</b>	<b>ISFBR15GY</b>	<b>ISFB215GY</b>
Office White	<b>ISFB15OW</b>	<b>ISFBR15OW</b>	<b>ISFB215OW</b>
White	<b>ISFB15W</b>	<b>ISFBR15W</b>	<b>ISFB215W</b>

## Keystone Modules, Unloaded

Color	1 Unit		1.5 Unit		Recessed, Angled, 1-Port	Recessed, Angled, 2-Port
	Flat, 1-Port	Flat, 2-Port	Angled, 1-Port	Angled, 2-Port		
Black	<b>IM1K1BK</b>	<b>IM2K1BK</b>	<b>IM1KA15BK</b>	<b>IM2KA15BK</b>	<b>IM1IA15BK</b>	<b>IM2IA15BK</b>
Ivory	<b>IM1K1EI</b>	<b>IM2K1EI</b>	<b>IM1KA15EI</b>	<b>IM2KA15EI</b>	<b>IM1IA15EI</b>	<b>IM2IA15EI</b>
Gray	<b>IM1K1GY</b>	<b>IM2K1GY</b>	<b>IM1KA15GY</b>	<b>IM2KA15GY</b>	<b>IM1IA15GY</b>	<b>IM2IA15GY</b>
Office White	<b>IM1K1OW</b>	<b>IM2K1OW</b>	<b>IM1KA15OW</b>	<b>IM2KA15OW</b>	<b>IM1IA15OW</b>	<b>IM2IA15OW</b>
White	<b>IM1K1W</b>	<b>IM2K1W</b>	<b>IM1KA15W</b>	<b>IM2KA15W</b>	<b>IM1IA15W</b>	<b>IM2IA15W</b>

## Blank Modules

Color	0.5 Unit	1 Unit	1.5 Unit
Black	<b>IMB05BK</b>	<b>IMB1BK</b>	<b>IMB15BK</b>
Ivory	<b>IMB05EI</b>	<b>IMB1EI</b>	<b>IMB15EI</b>
Gray	<b>IMB05GY</b>	<b>IMB1GY</b>	<b>IMB15GY</b>
Office White	<b>IMB05OW</b>	<b>IMB1OW</b>	<b>IMB15OW</b>
White	<b>IMB05W</b>	<b>IMB1W</b>	<b>IMB15W</b>

## SC Angled Modules

Color	1.5 Unit, 1 Duplex	2 Unit, 2 Duplex
Black	<b>IM1SCA15BK</b>	<b>IM2SCA2BK</b>
Ivory	<b>IM1SCA15EI</b>	<b>IM2SCA2EI</b>
Gray	<b>IM1SCA15GY</b>	<b>IM2SCA2GY</b>
Office White	<b>IM1SCA15OW</b>	<b>IM2SCA2OW</b>
White	<b>IM1SCA15W</b>	<b>IM2SCA2W</b>

Light Almond is the same color as Office White. See color chart on page V12.



### Specifications

- 5 mini coax, 28AWG, 75Ω
- Connector OD: 0.50"
- Cable OD: 0.32"
- 100% factory tested

### Standards

- UL Rated CMP and CMR
- Patch cord cable: UL Rated CM
- UL Listed: 1863



45° Connection  
15A6P1



8-Pin Cable Run  
VGA36P05BK



Keystone Snap Fit  
SFAVCT



15-Pin VGA Patching Run  
AV15M05



OPTISOK®  
CCPS1

## VGA Plug-n-Play X-End Connections

	Female X-End 8-pin to female 15-pin				Female X-End 8-pin to male 15-pin
	Straight 180°	Angled 45°	Angled 90°	8" tail	8" tail plenum
Single Pack	<b>15S6P1</b>	<b>15A6P1</b>	<b>15N6P1</b>	<b>15T6P1</b>	<b>15MP6P1</b>
10-pack	<b>15S6P10</b>	<b>15A6P10</b>	<b>15N6P10</b>	<b>15T6P10</b>	<b>15MP6P10</b>

## AV Plug-n-Play X-End Horizontal Cable Runs

Length (ft)	Male X-End 8-pin, black		Male X-End 8-pin to male 3.5mm, black	
	Non-plenum, 8-pin	Plenum, 8-pin	Non-plenum, 8-pin, with 3.5mm	Plenum, 8-pin, with 3.5mm
15	<b>VGA615BK</b>	<b>VGA6P15BK</b>	<b>VGA3615BK</b>	<b>VGA36P15BK</b>
25	<b>VGA625BK</b>	<b>VGA6P25BK</b>	<b>VGA3625BK</b>	<b>VGA36P25BK</b>
35	<b>VGA635BK</b>	<b>VGA6P35BK</b>	<b>VGA3635BK</b>	<b>VGA36P35BK</b>
50	<b>VGA650BK</b>	<b>VGA6P50BK</b>	<b>VGA3650BK</b>	<b>VGA36P50BK</b>
75	<b>VGA675BK</b>	<b>VGA6P75BK</b>	<b>VGA3675BK</b>	<b>VGA36P75BK</b>
100	<b>VGA6100BK</b>	<b>VGA6P100BK</b>	<b>VGA36100BK</b>	<b>VGA36P100BK</b>

Contact Hubbell customer service for custom lengths; minimum quantities and lead times may apply.

### OPTISOK®

OPTISOK pulling grip contains and protects the X-End connector bundle and saves time and labor by making job easier while protecting the connectors from possible damage during the pull. The OPTISOK has been designed to pull cables through conduits, plenums, under-floor duct, office partitions and raised access floors.

Bundle Size Range	Catalog No.
0.125–0.562"	<b>CCPS1</b>
0.250–0.750"	<b>CCPS2</b>

### X-End AV Plug-n-Play Application Patching Runs

Male connector tail to male X-End 8-pin		
Length (ft)	15-Pin VGA	15-pin VGA with 3.5mm audio
5	<b>AV15M05</b>	<b>AV153505</b>
10	<b>AV15M10</b>	<b>AV153510</b>

### X-End Keystone Snap Fit Connectors

Female keystone 8-pin to female X-End 8-pin, black	
Description	Catalog No.
Keystone, 4" tail	<b>SFAVCT</b>



## Specifications

- Connectors: gold-plated 2μ"
- Shell: XLR, 1/4", 1394 and USB zinc die-cast
- Shell : speakON® polyamide




Screw Term Connection  
XLRST10



Mini XLR Loaded Module  
IMXLRM1W



15-Pin, 3.5mm Stereo,  
XLR Module  
IM153X2OW



Blank Module  
IMAVB15OW



Pro-AV Patch Panel, Flat  
PAV32

## Pro-Audio Connections

10-pack

Screw Term	Solder	Pass-Thru	Solder	Solder
XLR, 3-Pole Locking	XLR 3-Pole Locking	USB, A-to-B	1/4" Locking	speakON® Female
<b>XLRST10</b>	<b>XLR10</b>	<b>USB10</b>	<b>14S10</b>	<b>SC10</b>

## Loaded Pro-AV Modules

Color	Mini XLR, 3-Pole, Solder, 1 Unit	15-Pin Screw Term, 3.5mm Stereo Jack Screw Term, XLR Screw Term, 2 Unit
Almond	<b>IMXLRM1AL</b>	-
Black	<b>IMXLRM1BK</b>	-
Ivory	<b>IMXLRM1EI</b>	-
Gray	<b>IMXLRM1GY</b>	-
Office White	<b>IMXLRM1OW</b>	<b>IM153X2OW</b>
White	<b>IMXLRM1W</b>	-

## Blank AV Panel Mount Modules

1.5 unit, 10-pack

Color	Catalog No.
Almond	<b>IMAVB15AL</b>
Black	<b>IMAVB15BK</b>
Ivory	<b>IMAVB15EI</b>
Gray	<b>IMAVB15GY</b>
Office White	<b>IMAVB15OW</b>
White	<b>IMAVB15W</b>

## Pro-AV Panel Mount Patch Panels, Unloaded

Type	Opening Size	Width Inches (mm)	Height Inches (mm)	No. of Connectors	Catalog No.
Flat	Pro-AV	19" (483)	1U, 1.75" (45)	16	<b>PAV16</b>
			2U, 3.50" (89)	32	<b>PAV32</b>
Angled	Pro-AV	19" (483)	1U, 1.75" (45)	16	<b>PAVA16</b>
			2U, 3.50" (89)	32	<b>PAVA32</b>

speakON is a registered trademark of Neutrik AG.  
See color chart on page V12.



Cat 5e Cross Over  
10/100BASE-T  
SF5ECOY



Cat 6 Shielded  
SFS6C



USB 3.0 A to A  
SFUSBAA3BK



HDMI Keystone  
SFHC14BK



HDMI Decorator Frame  
NS802W

AUDIO/VIDEO

## RJ-45 Couplers

Female to female couplers

Housing Color	Category 6, Pass-Thru	Category 5e, Pass-Thru	Category 5e, Cross Over 10/100BASE-T	Category 6, Shielded Pass-Thru
Black	<b>SFC6BK</b>	<b>SFC5EBK</b>	–	Lead free tinned shield <b>SFSC6</b>
Gray	–	–	<b>SF5ECOY</b>	
White	<b>SFC6W</b>	<b>SFC5EW</b>	–	

## USB Connectors

Pass-thru, female to female couplers

Housing Color	USB 3.0, A to A	USB 3.0, A to B	USB 2.0, A to A	USB 2.0, A to B
Black	<b>SFUSBAA3BK</b>	<b>SFUSBAB3BK</b>	–	–
Blue	–	–	<b>SFUSBAAB</b>	<b>SFUSBABB</b>
Office White	–	–	<b>SFUSBAAOW</b>	<b>SFUSBABOW</b>
White	–	–	<b>SFUSBAAW</b>	<b>SFUSBABW</b>

## HDMI 1.4 Connectors for IMB and ISFB Series Blanks

Color	HDMI Keystone Feed-Thru	HDMI Feed-Thru Coupler	HDMI Feed-Thru 3-Inch Tail
Black	<b>SFHC14BK</b>	<b>HDMIC14</b>	<b>HDMIT14</b>
White	<b>SFHC14W</b>	–	–

## HDMI Decorator Frames

Color	1-Port	2-Port
Black	<b>NS801BK</b>	<b>NS802BK</b>
Ivory	<b>NS801I</b>	<b>NS802I</b>
Gray	<b>NS801GY</b>	<b>NS802GY</b>
Light Almond	<b>NS801LA</b>	<b>NS802LA</b>
White	<b>NS801W</b>	<b>NS802W</b>



HDMI Device Cords  
HDPC03BK



In-Wall Cords  
HDH10BK



Patch Cords  
HDL10BK



Coupler Cords  
HDC10BK

## HDMI Non-Active Horizontal Patch Cords

Black, non-plenum, 24AWG

Length (ft)	HDMI Device Patch Cords	In-Wall Cords (Male w/ Screw to Male w/ Screw)	Patch Cords (Male to Male w/ Secure Screw)	Coupler Cords (Male to Female)
3	<b>HDPC03BK</b>	–	–	–
6	<b>HDPC06BK</b>	–	–	–
10	–	<b>HDH10BK</b>	<b>HDL10BK</b>	<b>HDC10BK</b>
15	–	<b>HDH15BK</b>	<b>HDL15BK</b>	<b>HDC15BK</b>
20	–	<b>HDH20BK</b>	<b>HDL20BK</b>	<b>HDC20BK</b>
25	–	<b>HDH25BK</b>	<b>HDL25BK</b>	<b>HDC25BK</b>
30	–	<b>HDH30BK</b>	<b>HDL30BK</b>	<b>HDC30BK</b>

Modules and frames are featured on pages F9–F10.



F-Connector  
SFFBX



Recessed F-Type Connector  
SFGREFI



RCA to F-Connector  
SFRFGOW



Blank Connector  
SFB10



Screw Terminal  
SF15ST

## F-Type Connectors

Pass-thru, F/F coupler

	Nickel	Gold			
Color	2GHz	3GHz	2GHz	Recessed	RCA to F-Connector
Almond	<b>SFFALX</b>	<b>SFF3GAL</b>	<b>SFFGAL</b>	-	-
Black	<b>SFFBX</b>	<b>SFF3GBK</b>	<b>SFFGBK</b>	<b>SFGRFBK</b>	<b>SFRFGBK</b>
Ivory	<b>SFFEX</b>	<b>SFF3GEI</b>	<b>SFFGEI</b>	<b>SFGRFEI</b>	<b>SFRFGEI</b>
Gray	<b>SFFGX</b>	<b>SFF3GGY</b>	<b>SFFGGY</b>	<b>SFGRFGY</b>	<b>SFRFGGY</b>
Office White	<b>SFFX</b>	<b>SFF3GOW</b>	<b>SFFGOW</b>	<b>SFGRFOW</b>	<b>SFRFGOW</b>
White	<b>SFFWX</b>	<b>SFF3GW</b>	<b>SFFGW</b>	<b>SFGRFW</b>	<b>SFRFGW</b>

## F-Connector Plugs

25-pack

Termination Type	Cable Type	Catalog No.
Compression	RG6	<b>FRG625</b>
Crimp	RG6	<b>FRG6C25</b>

## Blank Connectors and Couplers

10-pack

Color	Blank Connector	Smooth Blank Connector
Almond	<b>SFBAL10</b>	<b>SFSBAL10</b>
Black	<b>SFBB10</b>	<b>SFSBBK10</b>
Ivory	<b>SFBE10</b>	<b>SFSBEI10</b>
Gray	<b>SFBG10</b>	<b>SFSBGY10</b>
Light Almond	-	<b>SFSBLA10</b>
Office White	<b>SFB10</b>	-
White	<b>SFBW10</b>	<b>SFSBW10</b>

## Screw Terminal

	HD 9-Pin	HD 15-Pin	HD 15-Pin, Keystone Front Mount
Single Pack	-	-	<b>SF15ST</b>
10-Pack	<b>9ST10</b>	<b>15ST10</b>	-

## Gender Changers

Female to female couplers

	15-Pin, 90°	HD 9-Pin	HD 15-Pin
Single Pack	<b>15901</b>	-	-
10-Pack	-	<b>9GC10</b>	<b>15GC10</b>

Light Almond is the same color as Office White. See color chart on page V12.



RCA Connector  
SFCROW



RCA Pass-Thru, Recessed  
SFCRRROW



RCA Pass-Thru, F/F Coupler  
SFCRFFOW

**RCA Connectors, Solder Termination**

Housing Color	Insulator Color						
	Black	Blue	Green	Orange	Red	White	Yellow
Almond	<b>SFRCBKAL</b>	<b>SFRCBAL</b>	<b>SFRCGNAL</b>	<b>SFCORAL</b>	<b>SFCRAL</b>	<b>SFCWAL</b>	<b>SFCYAL</b>
Black	<b>SFRCBKBK</b>	<b>SFRCBBK</b>	<b>SFRCGNBK</b>	<b>SFCORBK</b>	<b>SFCRBK</b>	<b>SFCWBK</b>	<b>SFCYBK</b>
Ivory	<b>SFRCBKEI</b>	<b>SFRCBEI</b>	<b>SFRCGNEI</b>	<b>SFCOREI</b>	<b>SFCREI</b>	<b>SFCWEI</b>	<b>SFCYEI</b>
Gray	<b>SFRCBKGY</b>	<b>SFRCBGY</b>	<b>SFRCNGY</b>	<b>SFCORGY</b>	<b>SFCRGY</b>	<b>SFCWGY</b>	<b>SFCYGY</b>
Office White	<b>SFRCBKOW</b>	<b>SFRCBOW</b>	<b>SFRCGNOW</b>	<b>SFCOROW</b>	<b>SFCROW</b>	<b>SFCWOW</b>	<b>SFCYOW</b>
White	<b>SFRCBKW</b>	<b>SFRCBW</b>	<b>SFRCGNW</b>	<b>SFCORW</b>	<b>SFCRW</b>	<b>SFCWW</b>	<b>SFCYW</b>

**RCA Connectors, Pass-Thru, Recessed**

Housing Color	Insulator Color						
	Black	Blue	Green	Orange	Red	White	Yellow
Almond	<b>SFRCBKRAL</b>	<b>SFRCBRAL</b>	<b>SFRCGNRAL</b>	<b>SFCORRAL</b>	<b>SFCRRAL</b>	<b>SFCWRAL</b>	<b>SFCYRAL</b>
Black	<b>SFRCBKRBK</b>	<b>SFRCBRBK</b>	<b>SFRCGNRBK</b>	<b>SFCORRBK</b>	<b>SFCRRBK</b>	<b>SFCWRBK</b>	<b>SFCYRBK</b>
Ivory	<b>SFRCBKREI</b>	<b>SFRCBREI</b>	<b>SFRCGNREI</b>	<b>SFCORREI</b>	<b>SFCRREI</b>	<b>SFCWREI</b>	<b>SFCYREI</b>
Gray	<b>SFRCBKRGY</b>	<b>SFRCBRGY</b>	<b>SFRCGNRGY</b>	<b>SFCORRGY</b>	<b>SFCRRGY</b>	<b>SFCWRGY</b>	<b>SFCYRGY</b>
Office White	<b>SFRCBKROW</b>	<b>SFRCBROW</b>	<b>SFRCGNROW</b>	<b>SFCORROW</b>	<b>SFCRRROW</b>	<b>SFCWROW</b>	<b>SFCYROW</b>
White	<b>SFRCBKRW</b>	<b>SFRCBRW</b>	<b>SFRCGNRW</b>	<b>SFCORRW</b>	<b>SFCRRW</b>	<b>SFCWRW</b>	<b>SFCYRW</b>

**RCA Connectors, Pass-Thru, Gold, Female to Female Coupler**

Housing Color	Insulator Color						
	Black	Blue	Green	Orange	Red	White	Yellow
Almond	<b>SFRCBKFFAL</b>	<b>SFRCBFFAL</b>	<b>SFRCGNFFAL</b>	<b>SFCORFFAL</b>	<b>SFCRFFAL</b>	<b>SFCWFFAL</b>	<b>SFCYFFAL</b>
Black	<b>SFRCBKFFBK</b>	<b>SFRCBFFBK</b>	<b>SFRCGNFFBK</b>	<b>SFCORFFBK</b>	<b>SFCRFFBK</b>	<b>SFCWFFBK</b>	<b>SFCYFFBK</b>
Electric Ivory	<b>SFRCBKFFEI</b>	<b>SFRCBFFEI</b>	<b>SFRCGNFFEI</b>	<b>SFCORFFEI</b>	<b>SFCRFFEI</b>	<b>SFCWFFEI</b>	<b>SFCYFFEI</b>
Gray	<b>SFRCBKFFGY</b>	<b>SFRCBFFGY</b>	<b>SFRCGNFFGY</b>	<b>SFCORFFGY</b>	<b>SFCRFFGY</b>	<b>SFCWFFGY</b>	<b>SFCYFFGY</b>
Office White	<b>SFRCBKFF</b>	<b>SFRCBFFOW</b>	<b>SFRCGNFFOW</b>	<b>SFCORFFOW</b>	<b>SFCRFF</b>	<b>SFCWFF</b>	<b>SFCYFF</b>
White	<b>SFRCBKFFW</b>	<b>SFRCBFFW</b>	<b>SFRCGNFFW</b>	<b>SFCORFFW</b>	<b>SFCRFFW</b>	<b>SFCWFFW</b>	<b>SFCYFFW</b>

Light Almond is the same color as Office White. See color chart on page V12.



3.5mm to Screw Term  
SF35STOW



3.5mm Pass-Thru, Gold  
SF35GFFOW



Speaker Post Connector  
SFSPGBKOW



Speaker Banana Plug  
SPPR10

### 3.5mm Stereo Jacks

	3.5mm to Solder	3.5mm to Screw Terminal	3.5mm Pass-Thru, F/F Coupler	3.5mm Pass-Thru, Gold, F/F Coupler
Almond	<b>SF35SJAL</b>	<b>SF35STAL</b>	<b>SF35FFAL</b>	<b>SF35GFFAL</b>
Black	<b>SF35SJBK</b>	<b>SF35STBK</b>	<b>SF35FFBK</b>	<b>SF35GFFBK</b>
Ivory	<b>SF35SJEI</b>	<b>SF35STEI</b>	<b>SF35FFEI</b>	<b>SF35GFFEI</b>
Gray	<b>SF35SJGY</b>	<b>SF35STGY</b>	<b>SF35FFGY</b>	<b>SF35GFFGY</b>
Office White	<b>SF35SJOW</b>	<b>SF35STOW</b>	<b>SF35FFOW</b>	<b>SF35GFFOW</b>
White	<b>SF35SJW</b>	<b>SF35STW</b>	<b>SF35FFW</b>	<b>SF35GFFW</b>

### 1/4" Stereo Jack

Solder	
Color	
Almond	<b>SF14SJAL</b>
Black	<b>SF14SJBK</b>
Ivory	<b>SF14SJEI</b>
Gray	<b>SF14SJGY</b>
Office White	<b>SF14SJOW</b>
White	<b>SF14SJW</b>

### Speaker Post Connectors

Screw termination, gold		
Color	Black	Red
Almond	<b>SFSPGBKAL</b>	<b>SFSPGRAL</b>
Black	<b>SFSPGBKBK</b>	<b>SFSPGRBK</b>
Ivory	<b>SFSPGBKKEI</b>	<b>SFSPGREI</b>
Gray	<b>SFSPGBKGY</b>	<b>SFSPGRGY</b>
Office White	<b>SFSPGBKOW</b>	<b>SFSPGROW</b>
White	<b>SFSPGBKW</b>	<b>SFSPGRW</b>

### Speaker Banana Plugs

Screw termination, gold, 10-pack	
Black	Red
<b>SPPBK10</b>	<b>SPPR10</b>


See color chart on page V12.





## FIBER | Connectivity


Hubbell optical fiber connectivity products offer a modular, standards-compliant solution for enterprise and data center cabling infrastructure. This section features high performance PROclick® pre-polished connectors, fusion splice connectors, adapters and keystone snap fittings. FSP Series panels and OC Series pre-terminated cassettes complete the end-to-end solution with a full range of densities, fiber types and adapter options.






## FIBER | Connectivity

Pre-Polished Connectors.....	G3
Fusion Splice Connectors.....	G4
Adhesive and Crimp Style Connectors .....	G5
MPO Cassettes .....	G6
FSP Adapter Panels .....	G7
Keystone Adapter Snap Fittings .....	G10
LC and SC Adapters.....	G12
Specialty Adapters.....	G13
Termination Tools and Accessories .....	G14
Advanced Fiber Cleaning Supplies .....	G16





LC Pre-Polished  
FCLC900K50GM12



SC Pre-Polished  
FCSC900K62M12



2CLICK® ST  
FCSTSM12

### Standards

- ANSI/TIA-568.3-D
- TIA-604-FOCIS
- Telcordia GR-326-CORE

## Pre-Polished Connectors

900/250 μM cable, 10mm cleave length

### LC PROclick®

Color	Fiber Type	12-Pack	100-Pack
Aqua	50μM, OM3/OM4	<b>FCLC900K50GM12</b>	<b>FCLC900K50GM100</b>
Beige	62.5μM, OM1	<b>FCLC900K62M12</b>	<b>FCLC900K62M100</b>
Black	50μM, OM2	<b>FCLC900K50M12</b>	<b>FCLC900K50M100</b>
Blue	SM, OS2	<b>FCLC900KSM12</b>	<b>FCLC900KSM100</b>
Green		-	-

### SC PROclick®

Fiber Type	12-Pack	100-Pack
50μM, OM3/OM4	<b>FCSC900K50GM12</b>	<b>FCSC900K50GM100</b>
62.5μM, OM1	<b>FCSC900K62M12</b>	<b>FCSC900K62M100</b>
50μM, OM2	<b>FCSC900K50M12</b>	<b>FCSC900K50M100</b>
UPC SM, OS2	<b>FCSC900KSM12</b>	<b>FCSC900KSM100</b>
APC SM, OS2	<b>FCSC900KASM12</b>	-

### ST 2Click®

Color	Fiber Type	12-Pack
Aqua	50μM, OM3/OM4	<b>FCST50GM12</b>
Beige	62.5μM, OM1	<b>FCST62M12</b>
Black	50μM, OM2	<b>FCST50M12</b>
Blue	SM, OS2	<b>FCSTSM12</b>

### Fiber Cleaver

Description	Catalog No.
Multimode only	<b>OFCLV3</b>
SM or MM fiber, CT-30 style, with case	<b>OFCLV4</b>
SM or MM fiber, precision, with case	<b>OFCLV5</b>

### Universal Fiber Strip Tool

Description	Catalog No.
900 micron buffered 250 fiber acrylate buffer, loose tube and PVC jackets	<b>OFSTRIP2</b>

### Visual Fault Locator (ST, SC, LC)

Description	Catalog No.
Visual fault locator	<b>OFVFLKT1</b>

*TIP: Use a VFL during termination for optimum test results.*

## Four Easy Termination Steps



Strip



Wipe




Cleave



Insert and Click

Note: See page G14 for termination tools and accessories. Cleave tool OFCLV3 is suitable for multimode only. Visual Fault locator OFVFLKT1 recommended during termination. Precision cleave tool OFCLV4 or OFCLV5 is required for singlemode terminations. Use a precision cleave tool for optimum performance.



### Standards

- ANSI/TIA-568.3-D
- TIA-604-FOCIS
- Telcordia GR-326-CORE

LC Fusion Splice-On  
FCLCF900M50G6PK

SC Fusion Splice-On  
FCSCF900M626PK

Fusion Splice Heat Shrink Oven  
FCSPLHSOVEN

Fusion Splice Connector Fixture  
FCSPLFXTA

## Fusion Splice-On Connectors

### 6-Pack

Fiber Type	LC	SC	ST-Style	FC
Multimode 62.5 (OM1)	<b>FCLCF900M626PK</b>	<b>FCSCF900M626PK</b>	<b>FCSTF900M626PK</b>	<b>FCFCF900M626PK</b>
Multimode 50 (OM2)	<b>FCLCF900M506PK</b>	<b>FCSCF900M506PK</b>	<b>FCSTF900M506PK</b>	<b>FCFCF900M506PK</b>
Multimode 50 (OM3)	<b>FCLCF900M50G6PK</b>	<b>FCSCF900M50G6PK</b>	<b>FCSTF900M50G6PK</b>	<b>FCFCF900M50G6PK</b>
Singlemode UPC (OS2)	<b>FCLCF900SM6PK</b>	<b>FCSCF900SM6PK</b>	<b>FCSTF900SM6PK</b>	<b>FCFCF900SM6PK</b>
Singlemode APC (OS2)	-	<b>FCSCF900SMA6PK</b>	-	<b>FCFCF900SMA6PK</b>

### 100-Pack

Multimode 50 (OM3)	<b>FCLCF900M50G100PK</b>	<b>FCSCF900M50G100PK</b>	-	-
Singlemode UPC (OS2)	<b>FCLCF900SM100PK</b>	<b>FCSCF900SM100PK</b>	-	-

Note: Pack of 6 connectors, each in a protective capsule with cleave protector, extended dust cap, 900µm boot and splice sleeve. Compatible with fusion splicers having a removable fiber holder. See application chart below. Metal holder fixture required (sold separately). See application table below. Hubbell fusion splice heat shrink oven, Catalog Number FCSPLHSOVEN is also required for termination.

## Fusion Splice Heat Shrink Oven

Catalog No.

**FCSPLHSOVEN**

## Metal Splice Connector Fixture Application Chart

Fusion Splicer Manufacturer	Fusion Splicer Model No.	Splice-On Connectors Supported (900µ)	Metal Connector Fixture Catalog No.
AFL/Fujikura	FSM-11 (S/M)	LC, SC, ST, FC	<b>FCSPLFXTAR</b>
	FSM-12S	LC, SC, ST, FC	<b>FCSPLFXTA</b>
	FSM-17S	LC, SC	
	FSM-18S, FSM-60 (S/R)	LC, SC, ST	
	FSM-21S	LC, SC	<b>FCSPLFXTA2</b>
Furukawa/Fitel®	S121 (A/M), S122 (A/C/M)	LC, SC, ST, FC	<b>FCSPLFXTF</b>
	S123 (C/M), S153, S178A		
Sumitomo®	Type-25e (U/S/M)	LC, SC, ST, FC	<b>FCSPLFXTS</b>
	Type-39FH		
	Type-46, 66		
	Quantum (Q101-CA)		
INNO™	IFS10, IFS15	LC, SC, ST, FC	<b>FCSPLFXTI</b>
Greenlee®	910 FS	LC, SC, ST, FC	<b>FCSPLFXTG</b>
FIS	SUPER COUGAR	LC, SC, ST, FC	<b>FCSPLFXTFS</b>

Sumitomo is a registered trademark of Sumitomo Electric Lightwave. Fitel is a registered trademark of Furukawa Electric Co., LTD. INNO is a trademark of INNO Instrument Inc. Greenlee is a registered trademark of Greenlee Textron Inc.



SC Adhesive  
FCSCM12R  
FCSCS12R



ST and SC Crimp  
FCSTM12R  
FCSTS12R



LC Adhesive  
FCLCMM



Crimp Insert and 3mm Boot  
FCLCXX  
OFPCRKXX

## Adhesive Connectors

900µm termination

Mode	SC		ST-Style	
	12-Pack	100-Pack	12-Pack	100-Pack
Multimode	<b>FCSCM12R</b>	<b>FCSCM100R</b>	<b>FCSTM12R</b>	<b>FCSTM100R</b>
Singlemode	<b>FCSCS12R</b>	<b>FCSCS100R</b>	<b>FCSTS12R</b>	<b>FCSTS100R</b>

## LC Simplex Adhesive Connectors

900µm termination, LC connector, white boot and dust cap

Mode	6-Pack
Multimode	<b>FCLCMM</b>
Singlemode	<b>FCLCSM</b>

## Crimp Style Non-Adhesive Connectors

900µm termination

Mode	SC		ST-Style	
	12-Pack	100-Pack	12-Pack	100-Pack
Multimode	<b>FCSCMQ12R</b>	<b>FCSCMQ100R</b>	<b>FCSTMQ12RA</b>	<b>FCSTMQ100R</b>
Singlemode	<b>FCSCSQ12R</b>	<b>FCSCSQ100R</b>	<b>FCSTSQ12R</b>	<b>FCSTSQ100R</b>

Note: Includes 1 connector, dust cap, black boot (MM) or yellow boot (SM), and crimp insert.

## Crimp Inserts

Mode	12-Pack	100-Pack
Multimode/singlemode	<b>FCCI12</b>	<b>FCCI100</b>

## Crimp Rings/3mm Boots

(25) crimp sleeves and boots

Description	Catalog No.
Multimode	<b>OFPCRKM</b>
Singlemode	<b>OFPCRKS</b>

Note: SC/ST-style Hubbell OptiChannel connectors for 3mm jacketed cables, black boot (MM) or yellow boot (SM).

Note: OFCMT04 crimp tool required for SC and ST crimp or adhesive termination. See page G14 for termination tools and accessories sold separately.



SC Duplex, 12-Port, OM3  
OCSC50G



ST Duplex, 12-Port, OM2  
OCST50



LC Duplex, 12-Port, OS2  
OCLCSM



LC Quad, 24-Port, OM3  
OCLCQ50G



MT-RJ, 12-Port, OM2  
OCRJ50

### MPO 12- and 24-Fiber Cassettes

Type A polarity, max 1U density: 72 LC ports ((3) 24-port cassettes across)


Fiber Type	Color	SC Duplex	ST-Style	LC Duplex 12F	LC Duplex 24F*	LC Quad 24F*	MT-RJ
50μm, OM2	Black	<b>OCSC50</b>	<b>OCST50</b>	<b>OCLC50</b>	<b>OCLCD50</b>	<b>OCLCQ50</b>	<b>OCRJ50</b>
50μm, OM3	Aqua	<b>OCSC50G</b>	-	<b>OCLC50G</b>	<b>OCLCD50G</b>	<b>OCLCQ50G</b>	<b>OCRJ50G</b>
50μm, OM4	Aqua	<b>OCSC50G4</b>	-	<b>OCLC50G4</b>	<b>OCLCD50G4</b>	<b>OCLCQ50G4</b>	-
50μm, OM4	Violet	<b>OCSC50G4VI</b>	-	<b>OCLC50G4VI</b>	<b>OCLCD50G4VI</b>	<b>OCLCQ50G4VI</b>	-
62.5μm, OM1	Beige	<b>OCSC62</b>	<b>OCST62</b>	<b>OCLC62</b>	<b>OCLCD62</b>	<b>OCLCQ62</b>	<b>OCRJ62</b>
SM, OS2	Blue	<b>OCSCSM</b>	<b>OCSTSM</b>	<b>OCLCSM</b>	<b>OCLCDSM</b>	<b>OCLCQSM</b>	-
Type C polarity							
50μm, OM4	Aqua			<b>OCLC50G4C</b>	<b>OCLCD50G4C</b>	<b>OCLCQ50G4C</b>	
50μm, OM4	Violet			<b>OCLC50G4CVI</b>	<b>OCLCD50G4CVI</b>	<b>OCLCQ50G4CVI</b>	

\*24 fibers, 2-12 fiber MPO receptacles in rear.

Note: See G16 for Keyed LC fiber cassettes. See page J3 for ultra compact high density cassettes used in the FCRHD1UBK enclosure.



OM3 Cassette  
OCLCHD50G3



OM4 Cassette  
OCLCD50G4



OS2 Cassette  
OCLCHDSM

### Ultra Compact LC to MPO Cassettes, 12-Fiber

Type A polarity, max 1U density: 144 LC ports (12 cassettes)

Height In (mm)	Width In (mm)	Depth In (mm)	Fiber Type	Color	Catalog No.
0.5" (13)	3.5" (89)	5.2" (132)	OM3	Aqua	<b>OCLCHD50G3</b>
			OM4	Aqua	<b>OCLCHD50G4</b>
			OS2	Blue	<b>OCLCHDSM</b>
			OM4	Violet	<b>OCLCHD50G4VI</b>

Note: Use with FCRHD Series High Density Enclosures, page J3.



LC Duplex, 6-Port  
FSPLCDS3AQ



LC Duplex, 24-Port  
FSPLCDS12AQ



LC Quad, 24-Port  
FSPLCQS6Y



SC Duplex, 6-Port  
FSPSCDS3B



SC Duplex, 12-Port  
FSPSCDS6Y

## LC Duplex FSP Adapter Panels

	LC 6-Port (3 LC Duplex)		LC 12-Port (6 LC Duplex)		LC 24-Port (12 LC Duplex)	
Color	Phosphor Bronze Multimode Only	Zirconia Ceramic Single/Multimode	Phosphor Bronze Multimode Only	Zirconia Ceramic Single/Multimode	Phosphor Bronze Multimode Only	Zirconia Ceramic Single/Multimode
Aqua	<b>FSPLCDM3AQ</b>	<b>FSPLCDS3AQ</b>	<b>FSPLCDM6AQ</b>	<b>FSPLCDS6AQ</b>	<b>FSPLCDM12AQ</b>	<b>FSPLCDS12AQ</b>
Beige	<b>FSPLCDM3BE</b>	<b>FSPLCDS3BE</b>	<b>FSPLCDM6BE</b>	<b>FSPLCDS6BE</b>	<b>FSPLCDM12BE</b>	<b>FSPLCDS12BE</b>
Black	<b>FSPLCDM3BK</b>	<b>FSPLCDS3BK</b>	<b>FSPLCDM6BK</b>	<b>FSPLCDS6BK</b>	<b>FSPLCDM12BK</b>	<b>FSPLCDS12BK</b>
Blue	<b>FSPLCDM3B</b>	<b>FSPLCDS3B</b>	<b>FSPLCDM6B</b>	<b>FSPLCDS6B</b>	<b>FSPLCDM12B</b>	<b>FSPLCDS12B</b>
Green	<b>FSPLCDM3GN</b>	<b>FSPLCDS3GN</b>	<b>FSPLCDM6GN</b>	<b>FSPLCDS6GN</b>	<b>FSPLCDM12GN</b>	<b>FSPLCDS12GN</b>
Orange	<b>FSPLCDM3OR</b>	<b>FSPLCDS3OR</b>	<b>FSPLCDM6OR</b>	<b>FSPLCDS6OR</b>	<b>FSPLCDM12OR</b>	<b>FSPLCDS12OR</b>
Red	<b>FSPLCDM3R</b>	<b>FSPLCDS3R</b>	<b>FSPLCDM6R</b>	<b>FSPLCDS6R</b>	<b>FSPLCDM12R</b>	<b>FSPLCDS12R</b>
Violet	-	<b>FSPLCDS3VI</b>	-	<b>FSPLCDS6VI</b>	-	<b>FSPLCDS12VI</b>
Yellow	<b>FSPLCDM3Y</b>	<b>FSPLCDS3Y</b>	<b>FSPLCDM6Y</b>	<b>FSPLCDS6Y</b>	<b>FSPLCDM12Y</b>	<b>FSPLCDS12Y</b>

## LC Quad FSP Adapter Panels

	LC 12-Port (3 LC Quad)		LC 24-Port (6 LC Quad)	
Color	Phosphor Bronze Multimode Only	Zirconia Ceramic Single/Multimode	Phosphor Bronze Multimode Only	Zirconia Ceramic Single/Multimode
Aqua	<b>FSPLCQM3AQ</b>	<b>FSPLCQS3AQ</b>	<b>FSPLCQM6AQ</b>	<b>FSPLCQS6AQ</b>
Beige	<b>FSPLCQM3BE</b>	<b>FSPLCQS3BE</b>	<b>FSPLCQM6BE</b>	<b>FSPLCQS6BE</b>
Black	<b>FSPLCQM3BK</b>	<b>FSPLCQS3BK</b>	<b>FSPLCQM6BK</b>	<b>FSPLCQS6BK</b>
Blue	<b>FSPLCQM3B</b>	<b>FSPLCQS3B</b>	<b>FSPLCQM6B</b>	<b>FSPLCQS6B</b>
Green	<b>FSPLCQM3GN</b>	<b>FSPLCQS3GN</b>	<b>FSPLCQM6GN</b>	<b>FSPLCQS6GN</b>
Orange	<b>FSPLCQM3OR</b>	<b>FSPLCQS3OR</b>	<b>FSPLCQM6OR</b>	<b>FSPLCQS6OR</b>
Red	<b>FSPLCQM3R</b>	<b>FSPLCQS3R</b>	<b>FSPLCQM6R</b>	<b>FSPLCQS6R</b>
Violet	-	<b>FSPLCQS3VI</b>	-	<b>FSPLCQS6VI</b>
Yellow	<b>FSPLCQM3Y</b>	<b>FSPLCQS3Y</b>	<b>FSPLCQM6Y</b>	<b>FSPLCQS6Y</b>

## SC Duplex FSP Adapter Panels

	SC 6-Port (3 SC Duplex)		SC 12-Port (6 SC Duplex)	
Color	Phosphor Bronze Multimode Only	Zirconia Ceramic Single/Multimode	Phosphor Bronze Multimode Only	Zirconia Ceramic Single/Multimode
Aqua	<b>FSPSCDM3AQ</b>	<b>FSPSCDS3AQ</b>	<b>FSPSCDM6AQ</b>	<b>FSPSCDS6AQ</b>
Beige	<b>FSPSCDM3BE</b>	<b>FSPSCDS3BE</b>	<b>FSPSCDM6BE</b>	<b>FSPSCDS6BE</b>
Black	<b>FSPSCDM3BK</b>	<b>FSPSCDS3BK</b>	<b>FSPSCDM6BK</b>	<b>FSPSCDS6BK</b>
Blue	<b>FSPSCDM3B</b>	<b>FSPSCDS3B</b>	<b>FSPSCDM6B</b>	<b>FSPSCDS6B</b>
Green	<b>FSPSCDM3GN</b>	<b>FSPSCDS3GN</b>	<b>FSPSCDM6GN</b>	<b>FSPSCDS6GN</b>
Orange	<b>FSPSCDM3OR</b>	<b>FSPSCDS3OR</b>	<b>FSPSCDM6OR</b>	<b>FSPSCDS6OR</b>
Red	<b>FSPSCDM3R</b>	<b>FSPSCDS3R</b>	<b>FSPSCDM6R</b>	<b>FSPSCDS6R</b>
Yellow	<b>FSPSCDM3Y</b>	<b>FSPSCDS3Y</b>	<b>FSPSCDM6Y</b>	<b>FSPSCDS6Y</b>



FC Duplex, 6-Port  
FSPFC6



SC Simplex, 6-Port  
FSPSC6



SC/APC Simplex, 6-Port  
FSPSCA6



ST Simplex, 6-Port  
FSPST6



MPO Simplex, 6-Port  
FSPMTPAQ6



Jack-Pack®, 4-Port  
FSPHD4X

## FC Simplex

Nickle Plate

Description	Zirconia Ceramic Sleeve
FC 6-port (6 FC)	<b>FSPFC6</b>
FC 8-port (8 FC)	<b>FSPFCSS8</b>

## SC Simplex

Blue

Description	Phosphor Bronze Sleeve	Zirconia Ceramic Sleeve
SC 6-port (6 SC)	<b>FSPSC6</b>	<b>FSPSCSS6</b>
SC 8-port (8 SC)	<b>FSPSC8</b>	<b>FSPSCSS8</b>
SC 12-port (12 SC)	<b>FSPSC12</b>	<b>FSPSCSS12</b>

## SC Simplex, APC

Green

Description	Zirconia Ceramic Sleeve
SC 6-port (6 SC)	<b>FSPSCA6</b>
SC 8-port (8 SC)	<b>FSPSCA8</b>
SC 12-port (12 SC)	<b>FSPSCA12</b>

## ST-Style Simplex

Yellow

Description	Phosphor Bronze Sleeve	Zirconia Ceramic Sleeve
ST-style 6-port	<b>FSPST6</b>	<b>FSPSTSS6</b>
ST-style 8-port	<b>FSPST8</b>	<b>FSPSTSS8</b>

## MT-RJ

Black

Description	Catalog No.
MT-RJ 6-port	<b>FSPMTRJ6</b>
MT-RJ 8-port	<b>FSPMTRJ8</b>

## JACK-PACK®, Unloaded

Description	Catalog No.
Keystone 4-port	<b>FSPHD4X</b>
Keystone 6-port	<b>FSPHD6X*</b>

*\*Will not fit into FTU2 series, FTU4SP or FCR2U9SP enclosures.*

## MPO, Standard Polarity\*

Color	Application	Simplex 6-Port (72 Fiber)	Duplex 12-Port (144 Fiber)
Aqua	OM3/OM4	<b>FSPMTPAQ6</b>	<b>FSPMTPDAQ6</b>
Beige	OM1/OM2	<b>FSPMTPBE6</b>	<b>FSPMTPDBE6</b>
Black	Universal	<b>FSPMTPBK6</b>	<b>FSPMTPDBK6</b>
Green	Singlemode	<b>FSPMTPGN6</b>	<b>FSPMTPDGN6</b>
Violet	OM4	<b>FSPMTPVI6</b>	<b>FSPMTPDVI6</b>

\*Standard MPO polarity is key-up/key-down. Reversed polarity is key-up/key-up.  
Note: Compatible with 12- or 24-fiber MPO connectors.

## MPO, Reversed Polarity\*

Color	Simplex 6-Port (72 Fiber)
Gray	<b>FSPMTPRPGY6</b>



Blank Panel  
FSPB



SC Simplex, 6-Port  
FSPSC6X



SC Simplex, 8-Port  
FSPSC8X



SC Duplex, 6-Port  
FSPSCD3X



SC Duplex, 12-Port  
FSPSCD6X

## FSP Adapter Panels, Unloaded

Description	Catalog No.	Description	Catalog No.
Blank, snap-in	<b>FSPB</b>	4 SC duplex or LC quad	<b>FSPSCD4X</b>
6 SC simplex or LC duplex	<b>FSPSC6X</b>	6 SC duplex or LC quad	<b>FSPSCD6X</b>
8 SC simplex or LC duplex	<b>FSPSC8X</b>	6 ST-style	<b>FSPST6X</b>
12 SC simplex or LC duplex	<b>FSPSC12X</b>	8 ST-style	<b>FSPST8X</b>
3 SC duplex or LC quad	<b>FSPSCD3X</b>	6 MTP-style	<b>FSPSC6X</b>

Note: Use Hubbell snap mount or screw mount adapters (screws included).





ST/SC Duplex, 6-Port  
FSPSCST3



ST/SC Duplex, 12-Port  
FSPSCST6

### SC to ST-Style Duplex FSP Panels

Description	Phosphor Bronze Sleeve	Zirconia Ceramic Sleeve
	SC-ST 6-port, blue	<b>FSPSCST3</b>
SC-ST 12-port, blue	<b>FSPSCST6</b>	<b>FSPSCSTDS6</b>

### ST-Style Duplex FSP Adapter Panels

Description	Phosphor Bronze Sleeve	Zirconia Ceramic Sleeve
	ST duplex, 6-port, blue	<b>FSPSTD3</b>
ST duplex, 12-port, blue	<b>FSPSTD6</b>	<b>FSPSTDS6</b>



LC Duplex, Flush Mount  
SFFLCSBW



LC Duplex, Standard  
SFLCSBBK



SC Simplex, Flush Mount  
SFFSCSBW



SC Simplex, Standard  
SFSCSBOW

## LC Duplex Keystone Adapters

### Flush Mount, Zirconia Ceramic

Housing Color	Adapter Color							
	Aqua	Beige	Black	Blue	Green	Orange	Red	Yellow
Almond	<b>SFFLCSAQAL</b>	<b>SFFLCSBEAL</b>	<b>SFFLCSBKAL</b>	<b>SFFLCSBAL</b>	<b>SFFLCSGNAL</b>	<b>SFFLCSORAL</b>	<b>SFFLCSRAL</b>	<b>SFFLCSYAL</b>
Black	<b>SFFLCSAQBK</b>	<b>SFFLCSBEBK</b>	<b>SFFLCSBKBK</b>	<b>SFFLCSBBK</b>	<b>SFFLCSGNBK</b>	<b>SFFLCSORBK</b>	<b>SFFLCSRBK</b>	<b>SFFLCSYBK</b>
Gray	<b>SFFLCSAQG</b>	<b>SFFLCSBEG</b>	<b>SFFLCSBK G</b>	<b>SFFLCSBG</b>	<b>SFFLCSGN G</b>	<b>SFFLCSORG</b>	<b>SFFLCSRG</b>	<b>SFFLCSYG</b>
Ivory	<b>SFFLCSAQEI</b>	<b>SFFLCSBEEI</b>	<b>SFFLCSBKEI</b>	<b>SFFLCSBEI</b>	<b>SFFLCSGNEI</b>	<b>SFFLCSOREI</b>	<b>SFFLCSREI</b>	<b>SFFLCSYEI</b>
Light Almond	<b>SFFLCSAQLA</b>	<b>SFFLCSBELA</b>	<b>SFFLCSBKLA</b>	<b>SFFLCSBLA</b>	<b>SFFLCSGNLA</b>	<b>SFFLCSORLA</b>	<b>SFFLCSRLA</b>	<b>SFFLCSYLA</b>
Office White	<b>SFFLCSAQOW</b>	<b>SFFLCSBEOW</b>	<b>SFFLCSBKOW</b>	<b>SFFLCSBOW</b>	<b>SFFLCSGNOW</b>	<b>SFFLCSOROW</b>	<b>SFFLCSROW</b>	<b>SFFLCSYOW</b>
White	<b>SFFLCSAQW</b>	<b>SFFLCSBEW</b>	<b>SFFLCSBKW</b>	<b>SFFLCSBW</b>	<b>SFFLCSGNW</b>	<b>SFFLCSORW</b>	<b>SFFLCSRW</b>	<b>SFFLCSYW</b>

### Standard, Zirconia Ceramic

Housing Color	Adapter Color							
	Aqua	Beige	Black	Blue	Green	Orange	Red	Yellow
Almond	<b>SFLCSAQAL</b>	<b>SFLCSBEAL</b>	<b>SFLCSBKAL</b>	<b>SFLCSBAL</b>	<b>SFLCSGNAL</b>	<b>SFLCSORAL</b>	<b>SFLCSRAL</b>	<b>SFLCSYAL</b>
Black	<b>SFLCSAQBK</b>	<b>SFLCSBEBK</b>	<b>SFLCSBKBK</b>	<b>SFLCSBBK</b>	<b>SFLCSGNBK</b>	<b>SFLCSORBK</b>	<b>SFLCSRBK</b>	<b>SFLCSYBK</b>
Gray	<b>SFLCSAQG</b>	<b>SFLCSBEG</b>	<b>SFLCSBK G</b>	<b>SFLCSBG</b>	<b>SFLCSGN G</b>	<b>SFLCSORG</b>	<b>SFLCSRG</b>	<b>SFLCSYG</b>
Ivory	<b>SFLCSAQEI</b>	<b>SFLCSBEEI</b>	<b>SFLCSBKEI</b>	<b>SFLCSBEI</b>	<b>SFLCSGNEI</b>	<b>SFLCSOREI</b>	<b>SFLCSREI</b>	<b>SFLCSYEI</b>
Light Almond	<b>SFLCSAQLA</b>	<b>SFLCSBELA</b>	<b>SFLCSBKLA</b>	<b>SFLCSBLA</b>	<b>SFLCSGNLA</b>	<b>SFLCSORLA</b>	<b>SFLCSRLA</b>	<b>SFLCSYLA</b>
Office White	<b>SFLCSAQOW</b>	<b>SFLCSBEOW</b>	<b>SFLCSBKOW</b>	<b>SFLCSBOW</b>	<b>SFLCSGNOW</b>	<b>SFLCSOROW</b>	<b>SFLCSROW</b>	<b>SFLCSYOW</b>
White	<b>SFLCSAQW</b>	<b>SFLCSBEW</b>	<b>SFLCSBKW</b>	<b>SFLCSBW</b>	<b>SFLCSGNW</b>	<b>SFLCSORW</b>	<b>SFLCSRW</b>	<b>SFLCSYW</b>

## SC Simplex Keystone Adapters

### Flush Mount, Zirconia Ceramic

Housing Color	Adapter Color							
	Aqua	Beige	Black	Blue	Green	Orange	Red	Yellow
Almond	<b>SFFSCAQAL</b>	<b>SFFSCBEAL</b>	<b>SFFSCBKAL</b>	<b>SFFSCBAL</b>	<b>SFFSCGNAL</b>	<b>SFFSCORAL</b>	<b>SFFSCSRAL</b>	<b>SFFSCSYAL</b>
Black	<b>SFFSCAQBK</b>	<b>SFFSCBEBK</b>	<b>SFFSCBKBK</b>	<b>SFFSCBBK</b>	<b>SFFSCGNBK</b>	<b>SFFSCORBK</b>	<b>SFFSCRBK</b>	<b>SFFSCSYBK</b>
Gray	<b>SFFSCAQG</b>	<b>SFFSCBEG</b>	<b>SFFSCBK G</b>	<b>SFFSCBG</b>	<b>SFFSCGN G</b>	<b>SFFSCORG</b>	<b>SFFSCSRG</b>	<b>SFFSCSYG</b>
Ivory	<b>SFFSCAQEI</b>	<b>SFFSCBEEI</b>	<b>SFFSCBKEI</b>	<b>SFFSCBEI</b>	<b>SFFSCGNEI</b>	<b>SFFSCOREI</b>	<b>SFFSCSREI</b>	<b>SFFSCSYEI</b>
Light Almond	<b>SFFSCAQLA</b>	<b>SFFSCBELA</b>	<b>SFFSCBKLA</b>	<b>SFFSCBLA</b>	<b>SFFSCGNLA</b>	<b>SFFSCORLA</b>	<b>SFFSCSRLA</b>	<b>SFFSCSYLA</b>
Office White	<b>SFFSCAQOW</b>	<b>SFFSCBEOW</b>	<b>SFFSCBKOW</b>	<b>SFFSCBOW</b>	<b>SFFSCGNOW</b>	<b>SFFSCOROW</b>	<b>SFFSCSROW</b>	<b>SFFSCSYOW</b>
White	<b>SFFSCAQW</b>	<b>SFFSCBEW</b>	<b>SFFSCBKW</b>	<b>SFFSCBW</b>	<b>SFFSCGNW</b>	<b>SFFSCORW</b>	<b>SFFSCSRW</b>	<b>SFFSCSYW</b>

### Standard, Zirconia Ceramic

Housing Color	Adapter Color							
	Aqua	Beige	Black	Blue	Green	Orange	Red	Yellow
Almond	<b>SFSCAQAL</b>	<b>SFSCBEAL</b>	<b>SFSCBKAL</b>	<b>SFSCBAL</b>	<b>SFSCGNAL</b>	<b>SFSCORAL</b>	<b>SFSCSRAL</b>	<b>SFSCSYAL</b>
Black	<b>SFSCAQBK</b>	<b>SFSCBEBK</b>	<b>SFSCBKBK</b>	<b>SFSCBBK</b>	<b>SFSCGNBK</b>	<b>SFSCORBK</b>	<b>SFSCRBK</b>	<b>SFSCSYBK</b>
Gray	<b>SFSCAQG</b>	<b>SFSCBEG</b>	<b>SFSCBK G</b>	<b>SFSCBG</b>	<b>SFSCGN G</b>	<b>SFSCORG</b>	<b>SFSCSRG</b>	<b>SFSCSYG</b>
Ivory	<b>SFSCAQEI</b>	<b>SFSCBEEI</b>	<b>SFSCBKEI</b>	<b>SFSCBEI</b>	<b>SFSCGNEI</b>	<b>SFSCOREI</b>	<b>SFSCSREI</b>	<b>SFSCSYEI</b>
Light Almond	<b>SFSCAQLA</b>	<b>SFSCBELA</b>	<b>SFSCBKLA</b>	<b>SFSCBLA</b>	<b>SFSCGNLA</b>	<b>SFSCORLA</b>	<b>SFSCSRLA</b>	<b>SFSCSYLA</b>
Office White	<b>SFSCAQOW</b>	<b>SFSCBEOW</b>	<b>SFSCBKOW</b>	<b>SFSCBOW</b>	<b>SFSCGNOW</b>	<b>SFSCOROW</b>	<b>SFSCSROW</b>	<b>SFSCSYOW</b>
White	<b>SFSCAQW</b>	<b>SFSCBEW</b>	<b>SFSCBKW</b>	<b>SFSCBW</b>	<b>SFSCGNW</b>	<b>SFSCORW</b>	<b>SFSCSRW</b>	<b>SFSCSYW</b>

Note: Any green zirconia LC or SC adapter is suitable for APC applications.



MT-RJ Standard  
SFMTRJ



MT-RJ Flush Mount  
FAMTRJK



ST Simplex, Standard  
SFSTOW



ST to SC Simplex, Standard  
SFSCSTSOW



MPO Flush Mount  
SFFMTPBKOW

## MT-RJ Keystone Adapters

Housing Color	Standard	Flush Mount
Almond	<b>SFMTRJAL</b>	<b>FAMTRJKAL</b>
Black	<b>SFMTRJBK</b>	<b>FAMTRJKBK</b>
Gray	<b>SFMTRJG</b>	<b>FAMTRJKG</b>
Ivory	<b>SFMTRJEI</b>	<b>FAMTRJKEI</b>
Light Almond	<b>SFMTRJLA</b>	<b>FAMTRJKLA</b>
Office White	<b>SFMTRJ</b>	<b>FAMTRJK</b>
Orange	–	<b>FAMTRJKO</b>
White	<b>SFMTRJW</b>	<b>FAMTRJKW</b>

## ST-Style to SC Simplex Keystone Adapters

Housing Color	Zirconia Ceramic
Almond	<b>SFSCSTSAL</b>
Black	<b>SFSCSTSBK</b>
Gray	<b>SFSCSTSG</b>
Ivory	<b>SFSCSTSEI</b>
Light Almond	<b>SFSCSTSAL</b>
Office White	<b>SFSCSTSOW</b>
White	<b>SFSCSTSOW</b>

Note: Adapter is blue

## ST-Style Keystone Adapters

Housing Color	Zirconia Ceramic
Almond	<b>SFSTSAL</b>
Black	<b>SFSTSBK</b>
Gray	<b>SFSTSG</b>
Ivory	<b>SFSTSEI</b>
Light Almond	<b>SFSTSLA</b>
Office White	<b>SFSTSOW</b>
White	<b>SFSTSW</b>

Note: Adapter is black oxide

## MPO Flush Mount Keystone Adapters

Housing Color	Adapter Color			
	Aqua	Beige	Black	Green
Almond	<b>SFFMTPAQAL</b>	<b>SFFMTPBEAL</b>	<b>SFFMTPBKAL</b>	<b>SFFMTPGNAL</b>
Black	<b>SFFMTPAQBK</b>	<b>SFFMTPBEBK</b>	<b>SFFMTPKBK</b>	<b>SFFMTPGNBK</b>
Gray	<b>SFFMTPAQG</b>	<b>SFFMTPBEG</b>	<b>SFFMTPBKG</b>	<b>SFFMTPGNG</b>
Ivory	<b>SFFMTPAQEI</b>	<b>SFFMTPBEEI</b>	<b>SFFMTPBKEI</b>	<b>SFFMTPGNEI</b>
Light Almond	<b>SFFMTPAQLA</b>	<b>SFFMTPBELA</b>	<b>SFFMTPBKLA</b>	<b>SFFMTPGNLA</b>
Office White	<b>SFFMTPAQOW</b>	<b>SFFMTPBEOW</b>	<b>SFFMTPBKOW</b>	<b>SFFMTPGNOW</b>
White	<b>SFFMTPAQW</b>	<b>SFFMTPBEW</b>	<b>SFFMTPBKW</b>	<b>SFFMTPGNW</b>



LC Duplex, Snap Mount  
FALCDS6B



LC Duplex, Screw Mount  
FALCDSS6AQ



SC Duplex, Snap Mount  
FASCDSC6GN



SC Duplex, Screw Mount  
FASCDSS6B



SC Simplex, Snap Mount  
FASCSSC12B

## LC Adapters

**LC Duplex**; recommended cut out: 0.525" X 0.390"

Color	Snap mount, clip installed (6-pack), zirconia ceramic sleeve	Screw mount, clip installed, mounting screws included (6-pack), zirconia ceramic sleeve
Aqua	<b>FALCDSC6AQ</b>	<b>FALCDSS6AQ</b>
Beige	<b>FALCDSC6BE</b>	<b>FALCDSS6BE</b>
Black	<b>FALCDSC6BK</b>	<b>FALCDSS6BK</b>
Blue	<b>FALCDSC6B</b>	<b>FALCDSS6B</b>
Green	<b>FALCDSC6GN</b>	<b>FALCDSS6GN</b>
Orange	<b>FALCDSC6OR</b>	<b>FALCDSS6OR</b>
Red	<b>FALCDSC6R</b>	<b>FALCDSS6R</b>
Yellow	<b>FALCDSC6Y</b>	<b>FALCDSS6Y</b>

**LC Quad**; recommended cut out: 1.024" X 0.375"

Aqua	<b>FALCQSC6AQ</b>	<b>FALCQSS6AQ</b>
Beige	<b>FALCQSC6BE</b>	<b>FALCQSS6BE</b>
Black	<b>FALCQSC6BK</b>	<b>FALCQSS6BK</b>
Blue	<b>FALCQSC6B</b>	<b>FALCQSS6B</b>
Green	<b>FALCQSC6GN</b>	<b>FALCQSS6GN</b>
Orange	<b>FALCQSC6OR</b>	<b>FALCQSS6OR</b>
Red	<b>FALCQSC6R</b>	<b>FALCQSS6R</b>
Yellow	<b>FALCQSC6Y</b>	<b>FALCQSS6Y</b>

Note: Any green zirconia LC or SC adapter is suitable for APC applications.

## SC Adapters

**SC Duplex**; recommended cut out: 1.024" X 0.375"

Color	Snap mount, clip installed (6-pack), zirconia ceramic sleeve	Screw mount, clip installed, mounting screws included (6-pack), zirconia ceramic sleeve
Aqua	<b>FASCDSC6AQ</b>	<b>FASCDSS6AQ</b>
Beige	<b>FASCDSC6BE</b>	<b>FASCDSS6BE</b>
Black	<b>FASCDSC6BK</b>	<b>FASCDSS6BK</b>
Blue	<b>FASCDSC6B</b>	<b>FASCDSS6B</b>
Green	<b>FASCDSC6GN</b>	<b>FASCDSS6GN</b>
Orange	<b>FASCDSC6OR</b>	<b>FASCDSS6OR</b>
Red	<b>FASCDSC6R</b>	<b>FASCDSS6R</b>
Yellow	<b>FASCDSC6Y</b>	<b>FASCDSS6Y</b>

**SC Simplex**; recommended cut out: 0.525" X 0.390"

Aqua	<b>FASCSSC12AQ</b>	<b>FASCSS12AQ</b>
Beige	<b>FASCSSC12BE</b>	<b>FASCSS12BE</b>
Black	<b>FASCSSC12BK</b>	<b>FASCSS12BK</b>
Blue	<b>FASCSSC12B</b>	<b>FASCSS12B</b>
Green	<b>FASCSSC12GN</b>	<b>FASCSS12GN</b>
Orange	<b>FASCSSC12OR</b>	<b>FASCSS12OR</b>
Red	<b>FASCSSC12R</b>	<b>FASCSS12R</b>
Yellow	<b>FASCSSC12Y</b>	<b>FASCSS12Y</b>

Note: Any green zirconia LC or SC adapter is suitable for APC applications.



ST Duplex,  
Snap Mount  
FASTDMPB6



ST to SC Duplex,  
Snap Mount  
FASTSCMPB6



ST Simplex,  
Bulkhead  
FASTMPB12



MT-RJ  
Snap Mount  
FAMTRJMPB6



FC Simplex,  
Bulkhead  
FAFCSS6



MPO Duplex,  
Screw Mount  
FAMTPDSBK

## ST-Style Adapters

Description	Recommended Cut-Out	Color	Phosphor Bronze Sleeve	Zirconia Ceramic Sleeve
Snap mount, clip installed, ST duplex*, 6-pack	Any SC duplex 1.024" x 0.375"	Beige	<b>FASTDMS6</b>	–
Screw mount, clip installed, ST duplex, 6-pack	1.024" x 0.375"	Blue	–	<b>FASTDSS6</b>
Bulkhead, ST simplex, 12-pack, with nuts and washers	Dia. 0.38", flat 0.31" (Double D)	Black Oxide, Metal	<b>FASTMPB12</b>	<b>FASTSS12</b>

\*These adapters can mount into unloaded FSP adapter panels (see page G11).

## SC to ST-Style Adapters

Zirconia Ceramic Sleeve				
Description	Recommended SC Cut-Out	Color	Simplex, 12-Pack	Duplex, 6-Pack
Snap mount, clip installed	Simplex: 0.525" x 0.390" Duplex: 1.024" x 0.375"	Blue	<b>FASTSCSSC12</b>	<b>FASTSCDSC6</b>
		Orange	<b>FASTSCSSC12OR</b>	<b>FASTSCDSC6OR</b>
		Red	<b>FASTSCSSC12R</b>	<b>FASTSCDSC6R</b>
		Yellow	<b>FASTSCSSC12Y</b>	<b>FASTSCDSC6Y</b>
Phosphor Bronze Sleeve				
Screw mount, clip installed	Duplex: 1.024" x 0.375"	Blue	–	<b>FASTSCMPB6</b>

## MPO Simplex Adapters

Standard Polarity				
Description	Recommended MPO Simplex Cut-Out	Color	Snap Mount	Screw Mount
Fits any SC simplex cut-out, 6-pack, compatible with 12- or 24-fiber MPO connectors	0.525" x 0.390"	Aqua	<b>FAMTPAQ</b>	<b>FAMTPSAQ</b>
		Beige	<b>FAMTPBE</b>	<b>FAMTPSBE</b>
		Black	<b>FAMTPBK</b>	<b>FAMTPSBK</b>
		Green	<b>FAMTPGN</b>	<b>FAMTPSGN</b>
		Violet	<b>FAMTPVI</b>	<b>FAMTPSVI</b>
Reversed Polarity				
		Gray	<b>FAMTPRPGY</b>	<b>FAMTPSRPGY</b>

Note: Standard MPO polarity is key-up/key-down. Reversed polarity is key-up/key-up.

## MPO Duplex Adapters

Description	Recommended SC Duplex Cut-Out	Color	Snap Mount	Screw Mount
Fits any SC duplex cut-out, 6-pack	1.024" x 0.375"	Aqua	<b>FAMTPDAQ</b>	<b>FAMTPDSAQ</b>
		Beige	<b>FAMTPDBE</b>	<b>FAMTPDSBE</b>
		Black	<b>FAMTPDBK</b>	<b>FAMTPDSBK</b>
		Green	<b>FAMTPDGN</b>	<b>FAMTPDSGN</b>
		Violet	<b>FAMTPDVI</b>	<b>FAMTPDSVI</b>

## FC Adapters

Description	Recommended Cut-Out	Finish	Zirconia Ceramic Sleeve
Bulkhead, singlemode, 6-pack	Dia. 0.38", flat 0.31" (Double D)	Nickel Plated	<b>FAFCSS6</b>

## MT-RJ Adapters

Description	Recommended Cut-Out	Color	Snap Mount
Snap mount, clip installed, 6-pack	0.525" x 0.390" (SC simplex)	Aqua	<b>FAMTRJC6AQ</b>
		Beige	<b>FAMTRJMPB6</b>
		Black	<b>FAMTRJC6BK</b>



Precision Cleaver  
OFCLV5



Fiber Test Set  
OFPM813, OFLS813



Fiber Microscope  
OFSCOPE1



Epoxy Termination Kit  
OFTK03C

## Fiber Cleavers

Description	Catalog No.
Multimode fiber only	<b>OFCLV3</b>
SM or MM fiber, CT-30 style, with case	<b>OFCLV4</b>
SM or MM fiber, precision, with case	<b>OFCLV5</b>
Replacement blade	<b>OFCLV5RB</b>

## Fiber Strip Tools

Description	Catalog No.
Universal 250/900 $\mu$ , 2.0, 2.5, 3.0mm cable	<b>OFSTRIP2</b>

## Kevlar® Cable Scissors

Description	Catalog No.
For cutting Kevlar reinforced cables up to 24-strand, non-armored	<b>OFSCRS</b>

## Visual Fault Locators (ST, SC, LC)

Includes: batteries, LC adapter, holster, wrist strap and end protectors

Description	Catalog No.
Visual fault locator	<b>OFVFLKT1</b>
LC adapter, separate	<b>OFVLCADP</b>

*TIP: Use a VFL during termination for optimum test results.*

## Multimode Test Set

Includes: (1) power meter, (1) dual wavelength LED source, (1) soft pouch, batteries

Description	Catalog No.
Complete tester kit	<b>OFPLK813A</b>
Power meter dual wavelength	<b>OFPM813</b>
LED light source dual wavelength, multimode	<b>OFLS813</b>

## Connector Installation Tool Pouch

Includes: sapphire scribe, scribe guide, black permanent marker, carbon fiber scissors, strip template and polishing fixture, ruler, buffer/cable jacket stripper, 200X microscope assembly, crimp tool and die

Description	Catalog No.
For SC/ST-style connectors crimp or adhesive termination	<b>OFTP02C</b>

## Microscope, 400X

Includes: built-in illuminator, batteries, SC/ST-style adapter, and soft pouch

Description	Catalog No.
SC/ST-style microscope	<b>OFSCOPE1</b>
LC adapter (400X microscope only)	<b>FOADPTLC</b>

## Microscope, 200X (ST, SC, LC)

Includes: batteries, LC adapter, and soft pouch

Description	Catalog No.
ST, SC, LC microscope	<b>OFSCOPE2</b>

## Termination Kits, Epoxy

Includes: canned air, 10oz, tool pouch (OFTP02C) with fiber and cable preparation tools, wipes, heat cure epoxy, anaerobic adhesive and primer, polishing paper, polishing pad, heat-cure epoxy oven, safety glasses, syringes, needles, cure adapters and clips

For SC/ST-style connectors	Catalog No.
16-Port (110V AC)	<b>OFTK03C</b>
8-Port (220V AC)*	<b>OFTK04C</b>

\*Does not contain canned air

## Field Installation Tool Kit, Epoxy and Crimp Style

Includes:

- OFSTRIP2 fiber strip tool
- OFCMT04 crimp tool
- Universal 2.5mm and 1.25mm polishing pucks
- Polishing plate
- 70 durometer polishing pad
- Polishing paper
- 200X microscope with 2.5mm and 1.25mm universal adapters
- Carbon fiber scissors
- Reversible blade carbide scribe
- Permanent marker
- Protective glasses
- Debris bottle for fiber safety
- Alcohol wipes
- Lint free cleaning wipes
- Water bottle
- Alcohol bottle
- 6" ruler
- 10" long x 7" wide x 6.25" high carrying case with the lid functioning as a portable work surface

Description	Catalog No.
Field installation tool kit for SC/ST and LC connectors	<b>OFTK05</b>



Epoxy/Crimp Termination Kit  
OFTK05

Note: See PROclick® connectors on page G3 for termination tool applications. Kevlar is a registered trademark of E. I. du Pont de Nemours and Company.



Anaerobic Adhesive Kit  
OFAP



Loose Tube Break-Out Kit  
OFBOKT6



Crimp Tool  
OFCMT04



Scribe Tool and Guide  
OFSCRIBE



Cable Management Clip  
FBRMGTCPLK4

## Epoxy Adhesive Kit

Includes: (6) tubes 1g, (6) syringes/needles

Description	Catalog No.
Easy mix 1g tubes	<b>OFCEP</b>

## Anaerobic Adhesive Kit

Includes: Primer and adhesive, (10) syringes and (10) needles

Description	Catalog No.
Anaerobic adhesive kit cures in 6–10 seconds	<b>OFCAP</b>
Replacement bottle of primer only	<b>OFPRIIME</b>

## Epoxy Cure Adapters

Includes: package of (6) adapters for heat cure oven

Description	Catalog No.
SC/ST-style	<b>OFCA</b>
LC	<b>OFCALC</b>

## Loose Tube OSP Cable Break-Out Kits

Includes: tube kit, break-out block and crimp bushing

Description	Catalog No.
6-fiber break-out kit	<b>OFBOKT6</b>
12-fiber break-out kit	<b>OFBOKT12</b>

## Fiber Cable Management Radius Clips

Includes: pack of (4) self-adhering clips with bend radius control element

Description	Catalog No.
Cable clips	<b>FBRMGTCPLK4</b>

## LC Duplex Connector Extraction Tool

Includes: (1) tool, individually packaged, ideal for servicing high density interconnections

Description	Catalog No.
Connector extraction tool	<b>OFLCDOOL1</b>

## Crimp Tool

Dual hex cavity: 0.178"/0.151", flat crimp 0.052", hex crimp 0.136", hardened die

Description	Catalog No.
For SC/ST-style epoxy/anaerobic or crimp style connectors	<b>OFCMT04</b>
Crimp dies	<b>OFCMD04</b>

## Hand Scribe Tool

Includes: (1) tool and scribe guide

Description	Catalog No.
Sapphire blade	<b>OFSCRIBE</b>

## Scribe Guide Fixture

6-pack

Description	Catalog No.
Suitable for SC, ST-style, or LC connectors	<b>OFSG</b>

## Polishing Fixture

Includes: (1) stainless steel puck, polished surface; SC/ST-style or LC compatible

Description	Catalog No.
SC/ST-style	<b>OFPUCK</b>
LC	<b>OFPUCKLC</b>

## Polishing Film

Includes: (25) each of 5 $\mu$ , 1 $\mu$  and 0.3 $\mu$  sheets, (1) polishing pad

Description	Catalog No.
Replacement kit	<b>OFLFP</b>

## OPTISOK® Pulling Grips

Bundle Size Range	Catalog No.
0.125–0.562"	<b>CCPS1</b>
0.250–0.750"	<b>CCPS2</b>
0.750–1.750"	<b>CCPS3</b>

## Fusion Splice Sleeves

25-pack

Description	Catalog No.
40mm length, 10mm cleave	<b>FSHST401025</b>
12-fiber ribbon	<b>FRSHST401025</b>

## Fiber Management Spool

2-pack

Description	Catalog No.
Adhesive mount, yellow	<b>OFSPOLPK2</b>

## Fusion Splice Trays

Description	Catalog No.
Aluminum, 12-fiber	<b>STRAY12F</b>
Aluminum, 24-fiber	<b>STRAY24F</b>
Plastic, yellow, 24-fiber	<b>OFSPLKT24F</b>



Cleaning Kit without Clicker Cleaners  
OFCLEANKT1



Cleaning Kit with Clicker Cleaners  
OFCLEANKT2



Clicker Cleaner LC/MU/APC  
OFCLICK750LC



Cleaning Sticks SC/FC/APC  
OFSTIX50SC



Cloth Wipes Cartridge  
OFWIPES400

## Cleaning Kit 1 without Sticklers® CleanClicker®

Includes:

- Optical fiber cleaning fluid, 3oz, non-hazardous
- (2) packs of 50 LC/MU cleaning sticks
- (2) packs of 50 SC/FC cleaning sticks
- (1) box of 400 lint-free wipes
- (1) dispenser of 90 lint-free wipes
- Instructions on product packaging
- Protective carrying bag

Description	Catalog No.
Cleaning kit without clickers	<b>OFCLEANKT1</b>

## Cleaning Kit 2 with Sticklers® CleanClicker®

Includes:

- LC/MU clicker cleaner, 750 clicks
- SC/FC clicker cleaner, 750 clicks
- MPO clicker cleaner, 600 clicks
- Optical fiber cleaning fluid, 3oz, non-hazardous
- (2) packs of 50 LC/MU cleaning sticks
- (2) packs of 50 SC/FC cleaning sticks
- (1) box of 400 lint-free wipes
- (1) dispenser of 90 lint-free wipes
- Instructions on product packaging
- Protective carrying bag

Description	Catalog No.
Cleaning kit with LC, SC, MPO clickers	<b>OFCLEANKT2</b>

## Sticklers® CleanClicker®, SC/ST/FC/APC

Includes: (1) disposable cleaner tape cartridge

Description	Catalog No.
2.5mm, SC/FC/APC	<b>OFCLICK750SC</b>

## Sticklers® CleanClicker®, LC/MU/APC

Includes: (1) disposable cleaner tape cartridge

Description	Catalog No.
2.5mm, LC/MU/APC	<b>OFCLICK750LC</b>

## Sticklers® CleanClicker®, MPO/APC

Includes: (1) disposable cleaner tape cartridge

Description	Catalog No.
MPO male, female, flat/APC	<b>OFCLICK600MPO</b>

## Sticklers® CleanStixx™, LC/MU/APC

Includes: (1) pack of 50 disposable cleaning sticks

Description	Catalog No.
LC/MU/APC 1.25mm port cleaning sticks	<b>OFSTIX50LC</b>

## Sticklers® CleanStixx™, SC/ST/FC/APC

Includes: (1) pack of 50 disposable cleaning sticks

Description	Catalog No.
SC/FC/APC 2.50mm port cleaning sticks	<b>OFSTIX50SC</b>

## Sticklers® Cleaning Fluid, Optical

Includes: (1) 3oz pump dispenser

Description	Catalog No.
3oz cleaning fluid, pump, non-hazardous	<b>OFCLEANER3OZ</b>

## Sticklers® CleanWipes™, Cartridge

Includes: (1) 4-slot box

Description	Catalog No.
Box of 100 lint-free sheets, 4 wipes/sheet	<b>OFWIPES400</b>

## Sticklers® CleanWipes™, Dispenser

Includes: (1) roll of 90 sheets

Description	Catalog No.
Tube of 90 lint-free sheets, multi-purpose	<b>OFWIPES90</b>

Sticklers, CleanClicker, CleanStixx and CleanWipes are trademarks of MicroCare.





Cleaning Kit without Clicker Cleaners  
OFCLEANKT1



Cleaning Kit with Clicker Cleaners  
OFCLEANKT2



Clicker Cleaner  
LC/MU/APC  
OFCLICK750LC



Cleaning Sticks  
SC/FC/APC  
OFSTIX50SC



Cloth Wipes Cartridge  
OFWIPES400

## Cleaning Kit 1 without Sticklers® CleanClicker®

Includes:

- Optical fiber cleaning fluid, 3oz, non-hazardous
- (2) packs of 50 LC/MU cleaning sticks
- (2) packs of 50 SC/FC cleaning sticks
- (1) box of 400 lint-free wipes
- (1) dispenser of 90 lint-free wipes
- Instructions on product packaging
- Protective carrying bag

Description	Catalog No.
Cleaning kit without clickers	<b>OFCLEANKT1</b>

## Cleaning Kit 2 with Sticklers® CleanClicker®

Includes:

- LC/MU clicker cleaner, 750 clicks
- SC/FC clicker cleaner, 750 clicks
- MPO clicker cleaner, 600 clicks
- Optical fiber cleaning fluid, 3oz, non-hazardous
- (2) packs of 50 LC/MU cleaning sticks
- (2) packs of 50 SC/FC cleaning sticks
- (1) box of 400 lint-free wipes
- (1) dispenser of 90 lint-free wipes
- Instructions on product packaging
- Protective carrying bag

Description	Catalog No.
Cleaning kit with LC, SC, MPO clickers	<b>OFCLEANKT2</b>

## Sticklers® CleanClicker®, SC/ST/FC/APC

Includes: (1) disposable cleaner tape cartridge

Description	Catalog No.
2.5mm, SC/FC/APC	<b>OFCLICK750SC</b>

## Sticklers® CleanClicker®, LC/MU/APC

Includes: (1) disposable cleaner tape cartridge

Description	Catalog No.
2.5mm, LC/MU/APC	<b>OFCLICK750LC</b>

## Sticklers® CleanClicker®, MPO/APC

Includes: (1) disposable cleaner tape cartridge

Description	Catalog No.
MPO male, female, flat/APC	<b>OFCLICK600MPO</b>

## Sticklers® CleanStixx™, LC/MU/APC

Includes: (1) pack of 50 disposable cleaning sticks

Description	Catalog No.
LC/MU/APC 1.25mm port cleaning sticks	<b>OFSTIX50LC</b>

## Sticklers® CleanStixx™, SC/ST/FC/APC

Includes: (1) pack of 50 disposable cleaning sticks

Description	Catalog No.
SC/FC/APC 2.50mm port cleaning sticks	<b>OFSTIX50SC</b>

## Sticklers® Cleaning Fluid, Optical

Includes: (1) 3oz pump dispenser

Description	Catalog No.
3oz cleaning fluid, pump, non-hazardous	<b>OFCLEANER3OZ</b>

## Sticklers® CleanWipes™, Cartridge

Includes: (1) 4-slot box

Description	Catalog No.
Box of 100 lint-free sheets, 4 wipes/sheet	<b>OFWIPES400</b>

## Sticklers® CleanWipes™, Dispenser

Includes: (1) roll of 90 sheets

Description	Catalog No.
Tube of 90 lint-free sheets, multi-purpose	<b>OFWIPES90</b>

Sticklers, CleanClicker, CleanStixx and CleanWipes are trademarks of MicroCare.



Keyed LC, OS2  
FCKLCP50GM12BL



Keyed LC to SC, OM3  
KLCDFPSC50GM01YL

**Secure-IT Keyed LC Pre-Polished Connectors**

Housing Color	50μM, OM3 Aqua Boot	50μM, OM2 Black Boot	62.5μM, OM1 Beige Boot	SM, OS2 Blue Boot
Blue	<b>FCKLCP50GM12BL</b>	<b>FCKLCP50M12BL</b>	<b>FCKLCP62M12BL</b>	<b>FCKLCP5M12BL</b>
Green	<b>FCKLCP50GM12GN</b>	<b>FCKLCP50M12GN</b>	<b>FCKLCP62M12GN</b>	<b>FCKLCP5M12GN</b>
Red	<b>FCKLCP50GM12RD</b>	<b>FCKLCP50M12RD</b>	<b>FCKLCP62M12RD</b>	<b>FCKLCP5M12RD</b>
Yellow	<b>FCKLCP50GM12YL</b>	<b>FCKLCP50M12YL</b>	<b>FCKLCP62M12YL</b>	<b>FCKLCP5M12YL</b>

**LC Duplex Clip**

Black	<b>FCKLCDCLP12BK</b>
-------	----------------------

Note: Box of 12 individually bagged connectors with dust caps installed and termination instructions.  
Special Housing Colors also available: **AQ** (Aqua), **BR** (Brown), **OR** (Orange), **RO** (Rose), **SL** (Slate) and **VI** (Violet).  
Tip: PROclick® LC connectors may be used behind the wall with any hybrid snap fitting. See Keyed LC to LC Hybrid Snap Fittings below.

**Keyed LC 10GbE Multimode OM3 Patch Cords**

1 meter, 50μm, OM3, aqua cable jacket

Housing Color	Keyed LC to Keyed LC	Keyed LC to Standard LC	Keyed LC to Standard SC
Aqua	<b>KLCDFP50GM01AQ</b>	<b>KLCDFPLC50GM01AQ</b>	<b>KLCDFPSC50GM01AQ</b>
Blue	<b>KLCDFP50GM01BL</b>	<b>KLCDFPLC50GM01BL</b>	<b>KLCDFPSC50GM01BL</b>
Brown	<b>KLCDFP50GM01BR</b>	<b>KLCDFPLC50GM01BR</b>	<b>KLCDFPSC50GM01BR</b>
Green	<b>KLCDFP50GM01GN</b>	<b>KLCDFPLC50GM01GN</b>	<b>KLCDFPSC50GM01GN</b>
Orange	<b>KLCDFP50GM01OR</b>	<b>KKLCDFPLC50GM01OR</b>	<b>KLCDFPSC50GM01OR</b>
Red	<b>KLCDFP50GM01RD</b>	<b>KLCDFPLC50GM01RD</b>	<b>KLCDFPSC50GM01RD</b>
Rose	<b>KLCDFP50GM01RO</b>	<b>KKLCDFPLC50GM01RO</b>	<b>KLCDFPSC50GM01RO</b>
Slate	<b>KLCDFP50GM01SL</b>	<b>KKLCDFPLC50GM01SL</b>	<b>KLCDFPSC50GM01SL</b>
Violet	<b>KLCDFP50GM01VI</b>	<b>KKLCDFPLC50GM01VI</b>	<b>KLCDFPSC50GM01VI</b>
Yellow	<b>KLCDFP50GM01YL</b>	<b>KLCDFPLC50GM01YL</b>	<b>KLCDFPSC50GM01YL</b>

2 meters, 50μm, OM3, aqua cable jacket

Housing Color	Keyed LC to Keyed LC	Keyed LC to Standard LC	Keyed LC to Standard SC
Aqua	<b>KLCDFP50GM02AQ</b>	<b>KLCDFPLC50GM02AQ</b>	<b>KLCDFPSC50GM02AQ</b>
Blue	<b>KLCDFP50GM02BL</b>	<b>KLCDFPLC50GM02BL</b>	<b>KLCDFPSC50GM02BL</b>
Brown	<b>KLCDFP50GM02BR</b>	<b>KLCDFPLC50GM02BR</b>	<b>KLCDFPSC50GM02BR</b>
Green	<b>KLCDFP50GM02GN</b>	<b>KLCDFPLC50GM02GN</b>	<b>KLCDFPSC50GM02GN</b>
Orange	<b>KLCDFP50GM02OR</b>	<b>KKLCDFPLC50GM02OR</b>	<b>KLCDFPSC50GM02OR</b>
Red	<b>KLCDFP50GM02RD</b>	<b>KLCDFPLC50GM02RD</b>	<b>KLCDFPSC50GM02RD</b>
Rose	<b>KLCDFP50GM02RO</b>	<b>KKLCDFPLC50GM02RO</b>	<b>KLCDFPSC50GM02RO</b>
Slate	<b>KLCDFP50GM02SL</b>	<b>KKLCDFPLC50GM02SL</b>	<b>KLCDFPSC50GM02SL</b>
Violet	<b>KLCDFP50GM02VI</b>	<b>KKLCDFPLC50GM02VI</b>	<b>KLCDFPSC50GM02VI</b>
Yellow	<b>KLCDFP50GM02YL</b>	<b>KLCDFPLC50GM02YL</b>	<b>KLCDFPSC50GM02YL</b>

Note: Individually bagged with dust caps installed and factory test data.



Keyed LC to SC, OM3  
KLCDFPSC50GM01YL

## Keyed LC 10GbE Multimode OM3 Patch Cords

3 meters, 50µm, OM3, aqua cable jacket

Housing Color	Keyed LC to Keyed LC	Keyed LC to Standard LC	Keyed LC to Standard SC
Aqua	<b>KLCDFP50GM03AQ</b>	<b>KLCDFPLC50GM03AQ</b>	<b>KLCDFPSC50GM03AQ</b>
Blue	<b>KLCDFP50GM03BL</b>	<b>KLCDFPLC50GM03BL</b>	<b>KLCDFPSC50GM03BL</b>
Brown	<b>KLCDFP50GM03BR</b>	<b>KLCDFPLC50GM03BR</b>	<b>KLCDFPSC50GM03BR</b>
Green	<b>KLCDFP50GM03GN</b>	<b>KLCDFPLC50GM03GN</b>	<b>KLCDFPSC50GM03GN</b>
Orange	<b>KLCDFP50GM03OR</b>	<b>KKLCDFPLC50GM03OR</b>	<b>KLCDFPSC50GM03OR</b>
Red	<b>KLCDFP50GM03RD</b>	<b>KLCDFPLC50GM03RD</b>	<b>KLCDFPSC50GM03RD</b>
Rose	<b>KLCDFP50GM03RO</b>	<b>KKLCDFPLC50GM03RO</b>	<b>KLCDFPSC50GM03RO</b>
Slate	<b>KLCDFP50GM03SL</b>	<b>KKLCDFPLC50GM03SL</b>	<b>KLCDFPSC50GM03SL</b>
Violet	<b>KLCDFP50GM03VI</b>	<b>KKLCDFPLC50GM03VI</b>	<b>KLCDFPSC50GM03VI</b>
Yellow	<b>KLCDFP50GM03YL</b>	<b>KLCDFPLC50GM03YL</b>	<b>KLCDFPSC50GM03YL</b>

5 meters, 50µm, OM3, aqua cable jacket

Housing Color	Keyed LC to Keyed LC	Keyed LC to Standard LC	Keyed LC to Standard SC
Aqua	<b>KLCDFP50GM05AQ</b>	<b>KLCDFPLC50GM05AQ</b>	<b>KLCDFPSC50GM05AQ</b>
Blue	<b>KLCDFP50GM05BL</b>	<b>KLCDFPLC50GM05BL</b>	<b>KLCDFPSC50GM05BL</b>
Brown	<b>KLCDFP50GM05BR</b>	<b>KLCDFPLC50GM05BR</b>	<b>KLCDFPSC50GM05BR</b>
Green	<b>KLCDFP50GM05GN</b>	<b>KLCDFPLC50GM05GN</b>	<b>KLCDFPSC50GM05GN</b>
Orange	<b>KLCDFP50GM05OR</b>	<b>KKLCDFPLC50GM05OR</b>	<b>KLCDFPSC50GM05OR</b>
Red	<b>KLCDFP50GM05RD</b>	<b>KLCDFPLC50GM05RD</b>	<b>KLCDFPSC50GM05RD</b>
Rose	<b>KLCDFP50GM05RO</b>	<b>KKLCDFPLC50GM05RO</b>	<b>KLCDFPSC50GM05RO</b>
Slate	<b>KLCDFP50GM05SL</b>	<b>KKLCDFPLC50GM05SL</b>	<b>KLCDFPSC50GM05SL</b>
Violet	<b>KLCDFP50GM05VI</b>	<b>KKLCDFPLC50GM05VI</b>	<b>KLCDFPSC50GM05VI</b>
Yellow	<b>KLCDFP50GM05YL</b>	<b>KLCDFPLC50GM05YL</b>	<b>KLCDFPSC50GM05YL</b>

10 meters, 50µm, OM3, aqua cable jacket

Housing Color	Keyed LC to Keyed LC	Keyed LC to Standard LC	Keyed LC to Standard SC
Aqua	<b>KLCDFP50GM10AQ</b>	<b>KLCDFPLC50GM10AQ</b>	<b>KLCDFPSC50GM10AQ</b>
Blue	<b>KLCDFP50GM10BL</b>	<b>KLCDFPLC50GM10BL</b>	<b>KLCDFPSC50GM10BL</b>
Brown	<b>KLCDFP50GM10BR</b>	<b>KLCDFPLC50GM10BR</b>	<b>KLCDFPSC50GM10BR</b>
Green	<b>KLCDFP50GM10GN</b>	<b>KLCDFPLC50GM10GN</b>	<b>KLCDFPSC50GM10GN</b>
Orange	<b>KLCDFP50GM10OR</b>	<b>KKLCDFPLC50GM10OR</b>	<b>KLCDFPSC50GM10OR</b>
Red	<b>KLCDFP50GM10RD</b>	<b>KLCDFPLC50GM10RD</b>	<b>KLCDFPSC50GM10RD</b>
Rose	<b>KLCDFP50GM10RO</b>	<b>KKLCDFPLC50GM10RO</b>	<b>KLCDFPSC50GM10RO</b>
Slate	<b>KLCDFP50GM10SL</b>	<b>KKLCDFPLC50GM10SL</b>	<b>KLCDFPSC50GM10SL</b>
Violet	<b>KLCDFP50GM10VI</b>	<b>KKLCDFPLC50GM10VI</b>	<b>KLCDFPSC50GM10VI</b>
Yellow	<b>KLCDFP50GM10YL</b>	<b>KLCDFPLC50GM10YL</b>	<b>KLCDFPSC50GM10YL</b>

Note: Individually bagged with dust caps installed and factory test data.



Keyed LC, OM3  
KLCDFPYLLC50GM01YL



Keyed LC, Flush Snap Fitting  
SFFKLCBLW



Keyed LC Adapter  
FAKLCDSC6GN

### Keyed LC OM3 Patch Cords for High Security Networks

50µm, OM3, yellow cable jacket

	Length (meters)		
	1m	2m	3m
Keyed LC to Standard LC	<b>KLCDFPYLLC50GM01YL</b>	<b>KLCDFPYLLC50GM02YL</b>	<b>KLCDFPYLLC50GM03YL</b>
Keyed LC to Standard SC	<b>KLCDFPYLSC50GM01YL</b>	<b>KLCDFPYLSC50GM02YL</b>	<b>KLCDFPYLSC50GM03YL</b>
	5m	10m	15m
Keyed LC to Standard LC	<b>KLCDFPYLLC50GM05YL</b>	<b>KLCDFPYLLC50GM10YL</b>	<b>KLCDFPYLLC50GM15YL</b>
Keyed LC to Standard SC	<b>KLCDFPYLSC50GM05YL</b>	<b>KLCDFPYLSC50GM10YL</b>	<b>KLCDFPYLSC50GM15YL</b>

Note: Individually bagged with dust caps installed and factory test data.

### Keyed LC to LC Hybrid Snap Fittings

Flush Snap Fitting, Keyed LC to Standard LC

Housing Color	Adapter Color	
	Red	Yellow
Ivory	<b>SFFKLCHRDEI</b>	<b>SFFKLCHYLEI</b>
Office White	<b>SFFKLCHRDOWN</b>	<b>SFFKLCHYLOW</b>
White	<b>SFFKLCHRDW</b>	<b>SFFKLCHYLW</b>

Note: Individually bagged with dust caps installed. Standard LC end is black on all hybrid adapters.

### Keyed LC Adapters

Flush Snap Fitting, Keyed LC

Adapter Color	Catalog No.
Aqua	<b>FAKLCDSC6AQ</b>
Blue	<b>FAKLCDSC6BL</b>
Brown	<b>FAKLCDSC6BR</b>
Green	<b>FAKLCDSC6GN</b>
Orange	<b>FAKLCDSC6OR</b>
Red	<b>FAKLCDSC6RD</b>
Rose	<b>FAKLCDSC6RO</b>
Slate	<b>FAKLCDSC6SL</b>
Violet	<b>FAKLCDSC6VI</b>
Yellow	<b>FAKLCDSC6YL</b>

Note: Individually bagged with dust caps installed.

Contact Hubbell Premise Wiring for other configurations and special lengths custom quoted and made to order. Keyed LC trunk assemblies also custom made to order.



Flush Snap Fitting  
SFFKLCGNW



Snap Fitting  
SFKLCBLOW

**Keyed LC Snap Fittings**

Flush Snap Fitting

Adapter Color	Housing Color					
	Almond	Black	Gray	Ivory	Office White	White
Aqua	<b>SFFKLCQAAL</b>	<b>SFFKLCQABK</b>	<b>SFFKLCQAQY</b>	<b>SFFKLCQAEI</b>	<b>SFFKLCQAOW</b>	<b>SFFKLCQAW</b>
Blue	<b>SFFKLCBLAL</b>	<b>SFFKLCBLBK</b>	<b>SFFKLCBLGY</b>	<b>SFFKLCBLEI</b>	<b>SFFKLCBLOW</b>	<b>SFFKLCBLW</b>
Brown	<b>SFFKLCBRAL</b>	<b>SFFKLCBRBK</b>	<b>SFFKLCBRGY</b>	<b>SFFKLCBREI</b>	<b>SFFKLCBROW</b>	<b>SFFKLCBRW</b>
Green	<b>SFFKLCGNAL</b>	<b>SFFKLCGNBK</b>	<b>SFFKLCGNGY</b>	<b>SFFKLCGNEI</b>	<b>SFFKLCGNOW</b>	<b>SFFKLCGNW</b>
Orange	<b>SFFKLCORAL</b>	<b>SFFKLCORBK</b>	<b>SFFKLCORGY</b>	<b>SFFKLCOREI</b>	<b>SFFKLCOROW</b>	<b>SFFKLCORW</b>
Red	<b>SFFKLCRDAL</b>	<b>SFFKLCRDBK</b>	<b>SFFKLCRDGY</b>	<b>SFFKLCRDEI</b>	<b>SFFKLCRDOW</b>	<b>SFFKLCRDW</b>
Rose	<b>SFFKLCROAL</b>	<b>SFFKLCROBK</b>	<b>SFFKLCROGY</b>	<b>SFFKLCROEI</b>	<b>SFFKLCROOW</b>	<b>SFFKLCROW</b>
Slate	<b>SFFKLCSLAL</b>	<b>SFFKLCSLBK</b>	<b>SFFKLCSLGY</b>	<b>SFFKLCLEI</b>	<b>SFFKLCLOW</b>	<b>SFFKLCSLW</b>
Violet	<b>SFFKLCVIAL</b>	<b>SFFKLCVIBK</b>	<b>SFFKLCVIGY</b>	<b>SFFKLCVIEI</b>	<b>SFFKLCVIOW</b>	<b>SFFKLCVIW</b>
Yellow	<b>SFFKLCYLAL</b>	<b>SFFKLCYLBK</b>	<b>SFFKLCYLGY</b>	<b>SFFKLCYLEI</b>	<b>SFFKLCYLOW</b>	<b>SFFKLCYLW</b>

Snap Fitting

Adapter Color	Housing Color					
	Almond	Black	Gray	Ivory	Office White	White
Aqua	<b>SFKLCAQAL</b>	<b>SFKLCAQBK</b>	<b>SFKLCAQGY</b>	<b>SFKLCAQEI</b>	<b>SFKLCAQOW</b>	<b>SFKLCAQW</b>
Blue	<b>SFKLCBLAL</b>	<b>SFKLCBLBK</b>	<b>SFKLCBLGY</b>	<b>SFKLCBLEI</b>	<b>SFKLCBLOW</b>	<b>SFKLCBLW</b>
Brown	<b>SFKLCBRAL</b>	<b>SFKLCBRBK</b>	<b>SFKLCBRGY</b>	<b>SFKLCBREI</b>	<b>SFKLCBROW</b>	<b>SFKLCBRW</b>
Green	<b>SFKLCGNAL</b>	<b>SFKLCGNBK</b>	<b>SFKLCGNGY</b>	<b>SFKLCGNEI</b>	<b>SFKLCGNOW</b>	<b>SFKLCGNW</b>
Orange	<b>SFKLCORAL</b>	<b>SFKLCORBK</b>	<b>SFKLCORGY</b>	<b>SFKLCOREI</b>	<b>SFKLCOROW</b>	<b>SFKLCORW</b>
Red	<b>SFKLCRDAL</b>	<b>SFKLCRDBK</b>	<b>SFKLCRDGY</b>	<b>SFKLCRDEI</b>	<b>SFKLCRDOW</b>	<b>SFKLCRDW</b>
Rose	<b>SFKLCROAL</b>	<b>SFKLCROBK</b>	<b>SFKLCROGY</b>	<b>SFKLCROEI</b>	<b>SFKLCROOW</b>	<b>SFKLCROW</b>
Slate	<b>SFKLCSLAL</b>	<b>SFKLCSLBK</b>	<b>SFKLCSLGY</b>	<b>SFKLCLEI</b>	<b>SFKLCLOW</b>	<b>SFKLCSLW</b>
Violet	<b>SFKLCVIAL</b>	<b>SFKLCVIBK</b>	<b>SFKLCVIGY</b>	<b>SFKLCVIEI</b>	<b>SFKLCVIOW</b>	<b>SFKLCVIW</b>
Yellow	<b>SFKLCYLAL</b>	<b>SFKLCYLBK</b>	<b>SFKLCYLGY</b>	<b>SFKLCYLEI</b>	<b>SFKLCYLOW</b>	<b>SFKLCYLW</b>

Note: Individually bagged with dust caps installed.



Keyed LC Duplex, 12-Port  
FSPKLCDS6GN



Keyed LC Duplex, 12-Port  
FSPKLCDS6RD



Keyed LC to MPO, 12-Port  
OCKLCD50GS12YL



Keyed LC to MPO, 12-Port  
OCKLC50GS12BL

### Keyed LC Adapter Panels

LC duplex, ceramic

Housing Color	12-Port	24-Port
Blue	<b>FSPKLCDS6BL</b>	<b>FSPKLCDS12BL</b>
Green	<b>FSPKLCDS6GN</b>	<b>FSPKLCDS12GN</b>
Red	<b>FSPKLCDS6RD</b>	<b>FSPKLCDS12RD</b>
Yellow	<b>FSPKLCDS6YL</b>	<b>FSPKLCDS12YL</b>

Note: Individually bagged with dust caps installed.  
Special Housing Colors also available: **AQ** (Aqua), **BR** (Brown), **OR** (Orange), **RO** (Rose), **SL** (Slate) and **VI** (Violet).

### Keyed LC to MTP Cassette Panels

Housing Color	62.5 μm, OM1		50 μm, OM2	
	12-Port	24-Port	12-Port	24-Port
Blue	<b>OCKLCD62S12BL</b>	<b>OCKLCD62S24BL</b>	<b>OCKLCD50S12BL</b>	<b>OCKLCD50S24BL</b>
Green	<b>OCKLCD62S12GN</b>	<b>OCKLCD62S24GN</b>	<b>OCKLCD50S12GN</b>	<b>OCKLCD50S24GN</b>
Red	<b>OCKLCD62S12RD</b>	<b>OCKLCD62S24RD</b>	<b>OCKLCD50S12RD</b>	<b>OCKLCD50S24RD</b>
Yellow	<b>OCKLCD62S12YL</b>	<b>OCKLCD62S24YL</b>	<b>OCKLCD50S12YL</b>	<b>OCKLCD50S24YL</b>

Housing Color	50 μm, OM3		SM, OS2	
	12-Port	24-Port	12-Port	24-Port
Blue	<b>OCKLCD50GS12BL</b>	<b>OCKLCD50GS24BL</b>	<b>OCKLCDSS12BL</b>	<b>OCKLCDSS24BL</b>
Green	<b>OCKLCD50GS12GN</b>	<b>OCKLCD50GS24GN</b>	<b>OCKLCDSS12GN</b>	<b>OCKLCDSS24GN</b>
Red	<b>OCKLCD50GS12RD</b>	<b>OCKLCD50GS24RD</b>	<b>OCKLCDSS12RD</b>	<b>OCKLCDSS24RD</b>
Yellow	<b>OCKLCD50GS12YL</b>	<b>OCKLCD50GS24YL</b>	<b>OCKLCDSS12YL</b>	<b>OCKLCDSS24YL</b>

Note: Individually bagged and boxed with dust caps installed and factory test data.  
Accessories shown on page H3. Contact Hubbell Premise Wiring for the full line of keyed LC patch cords and custom MTP cords made to order.  
Special Housing Colors also available: **AQ** (Aqua), **BR** (Brown), **OR** (Orange), **RO** (Rose), **SL** (Slate) and **VI** (Violet).

### Accessories

Description	Catalog No.
Keyed LC crimp tool, with dies	<b>OFCMTKLC1</b>
Fiber strip tool, 250/900/2.0/3.0mm	<b>OFSTRIP2</b>
Cleave tool, keyed LC connectors	<b>OFCLVKLC1</b>
LC duplex clip, black	<b>FCKLCDCLP12BK</b>
Fiber microscope, 200X	<b>OFSCOPE2</b>
Laser visual fault locator	<b>OFVFLKT1</b>

### Keyed LC Termination Tool Kit

Includes: crimp tool with dies, cleave tool and 1/4" wrench, cable holder and clamp, termination training CD-ROM, Kevlar® shears and cable splitter, strip tool (combination), cleaning and inspection guide, soft carrying case


Description	Catalog No.
Keyed LC termination tool kit, complete	<b>OFTKLCPK1</b>

Kevlar is a registered trademark of DuPont/E.I. du Pont de Nemours and Company.



## FIBER | Assemblies

The expanded line of Hubbell pre-terminated fiber assemblies includes labor-saving BIDnet engineered trunks, cords, hydras and pigtails. The Hubbell BIDnet program is a custom quote and made-to-order service, featuring premium quality cable and components, assembled locally for quick, reliable delivery. All Hubbell fiber assemblies, patch cords and pigtails are made with quality components and are 100% factory tested.





## FIBER | Assemblies

Fiber Patch Cords, Duplex .....	H3
Fiber Patch Cords, Simplex .....	H7
Fiber Trunk Assemblies .....	H8
Specialty Patch Cords and Pigtails .....	H9
Fiber Pigtails, Single and Bundled.....	H10







LC to LC, OS2  
DFPCLCLCS1SM



LC to LC, OM3  
DFPCLCLCE1MM



LCA to LCA, OS2  
DFPCLCALCAS1SM



LC to SC, OM3  
DFPCLCSCE1MM



LC to SC, OS2  
DFPCLCSCS1SM

## LC Duplex Patch Cords

### Multimode, Riser

Description	Cable Color	Length (meters)			
		1m	2m	3m	5m
LC to LC, 50, OM4	AQ	<b>DFRCLCLCF1MM</b>	<b>DFRCLCLCF2MM</b>	<b>DFRCLCLCF3MM</b>	<b>DFRCLCLCF5MM</b>
LC to SC, 50, OM4	AQ	<b>DFRCLCSCF1MM</b>	<b>DFRCLCSCF2MM</b>	<b>DFRCLCSCF3MM</b>	<b>DFRCLCSCF5MM</b>
LC to LC, 50, OM3	AQ	<b>DFRCLCLCE1MM</b>	<b>DFRCLCLCE2MM</b>	<b>DFRCLCLCE3MM</b>	<b>DFRCLCLCE5MM</b>
LC to SC, 50, OM3	AQ	<b>DFRCLCSCE1MM</b>	<b>DFRCLCSCE2MM</b>	<b>DFRCLCSCE3MM</b>	<b>DFRCLCSCE5MM</b>
LC to LC, 50, OM2	OR	<b>DFRCLCLCD1MM</b>	<b>DFRCLCLCD2MM</b>	<b>DFRCLCLCD3MM</b>	<b>DFRCLCLCD5MM</b>
LC to SC, 50, OM2	OR	<b>DFRCLCSCD1MM</b>	<b>DFRCLCSCD2MM</b>	<b>DFRCLCSCD3MM</b>	<b>DFRCLCSCD5MM</b>
LC to LC, 62.5, OM1	OR	<b>DFRCLCLCC1MM</b>	<b>DFRCLCLCC2MM</b>	<b>DFRCLCLCC3MM</b>	<b>DFRCLCLCC5MM</b>
LC to SC, 62.5, OM1	OR	<b>DFRCLCSCC1MM</b>	<b>DFRCLCSCC2MM</b>	<b>DFRCLCSCC3MM</b>	<b>DFRCLCSCC5MM</b>
LC to ST, 62.5, OM1	OR	<b>DFRCLCSTC1MM</b>	<b>DFRCLCSTC2MM</b>	<b>DFRCLCSTC3MM</b>	<b>DFRCLCSTC5MM</b>

### Singlemode, Riser

LC to LC, singlemode, OS2	YL	<b>DFRCLCLCS1SM</b>	<b>DFRCLCLCS2SM</b>	<b>DFRCLCLCS3SM</b>	<b>DFRCLCLCS5SM</b>
LC/APC to LC/APC, singlemode, OS2	YL	<b>DFRCLCALCAS1SM</b>	<b>DFRCLCALCAS2SM</b>	<b>DFRCLCALCAS3SM</b>	<b>DFRCLCALCAS5SM</b>
LC/APC to SC/APC, singlemode, OS2	YL	<b>DFRCLCASCAS1SM</b>	<b>DFRCLCASCAS2SM</b>	<b>DFRCLCASCAS3SM</b>	<b>DFRCLCASCAS5SM</b>
LC to ST, singlemode, OS2	YL	<b>DFRCLCSTS1SM</b>	<b>DFRCLCSTS2SM</b>	<b>DFRCLCSTS3SM</b>	<b>DFRCLCSTS5SM</b>
LC to SC, singlemode, OS2	YL	<b>DFRCLCSCS1SM</b>	<b>DFRCLCSCS2SM</b>	<b>DFRCLCSCS3SM</b>	<b>DFRCLCSCS5SM</b>

Standard Riser lengths: 1 to 10 meters. LC/APC lengths: 1 to 5, and 10 meters. Custom lengths quoted to order.

### Multimode, Plenum

Description	Cable Color	Length (meters)			
		1m	2m	3m	5m
LC to LC, 50, OM4	AQ	<b>DFPCLCLCF1MM</b>	<b>DFPCLCLCF2MM</b>	<b>DFPCLCLCF3MM</b>	<b>DFPCLCLCF5MM</b>
LC to SC, 50, OM4	AQ	<b>DFPCLCSCF1MM</b>	<b>DFPCLCSCF2MM</b>	<b>DFPCLCSCF3MM</b>	<b>DFPCLCSCF5MM</b>
LC to LC, 50, OM3	AQ	<b>DFPCLCLCE1MM</b>	<b>DFPCLCLCE2MM</b>	<b>DFPCLCLCE3MM</b>	<b>DFPCLCLCE5MM</b>
LC to SC, 50, OM3	AQ	<b>DFPCLCSCE1MM</b>	<b>DFPCLCSCE2MM</b>	<b>DFPCLCSCE3MM</b>	<b>DFPCLCSCE5MM</b>
LC to LC, 50, OM2	OR	<b>DFPCLCLCD1MM</b>	<b>DFPCLCLCD2MM</b>	<b>DFPCLCLCD3MM</b>	<b>DFPCLCLCD5MM</b>
LC to SC, 50, OM2	OR	<b>DFPCLCSCD1MM</b>	<b>DFPCLCSCD2MM</b>	<b>DFPCLCSCD3MM</b>	<b>DFPCLCSCD5MM</b>
LC to LC, 62.5, OM1	OR	<b>DFPCLCLCC1MM</b>	<b>DFPCLCLCC2MM</b>	<b>DFPCLCLCC3MM</b>	<b>DFPCLCLCC5MM</b>
LC to SC, 62.5, OM1	OR	<b>DFPCLCSCC1MM</b>	<b>DFPCLCSCC2MM</b>	<b>DFPCLCSCC3MM</b>	<b>DFPCLCSCC5MM</b>
LC to ST, 62.5, OM1	OR	<b>DFPCLCSTC1MM</b>	<b>DFPCLCSTC2MM</b>	<b>DFPCLCSTC3MM</b>	<b>DFPCLCSTC5MM</b>

### Singlemode, Plenum

LC to LC, singlemode, OS2	YL	<b>DFPCLCLCS1SM</b>	<b>DFPCLCLCS2SM</b>	<b>DFPCLCLCS3SM</b>	<b>DFPCLCLCS5SM</b>
LC/APC to LC/APC, singlemode, OS2	YL	<b>DFPCLCALCAS1SM</b>	<b>DFPCLCALCAS2SM</b>	<b>DFPCLCALCAS3SM</b>	<b>DFPCLCALCAS5SM</b>
LC/APC to SC/APC, singlemode, OS2	YL	<b>DFPCLCASCAS1SM</b>	<b>DFPCLCASCAS2SM</b>	<b>DFPCLCASCAS3SM</b>	<b>DFPCLCASCAS5SM</b>
LC to ST, singlemode, OS2	YL	<b>DFPCLCSTS1SM</b>	<b>DFPCLCSTS2SM</b>	<b>DFPCLCSTS3SM</b>	<b>DFPCLCSTS5SM</b>
LC to SC, singlemode, OS2	YL	<b>DFPCLCSCS1SM</b>	<b>DFPCLCSCS2SM</b>	<b>DFPCLCSCS3SM</b>	<b>DFPCLCSCS5SM</b>

Standard Plenum lengths: 1 to 25 meters. LC/APC lengths: 1 to 5, and 10 meters. Custom lengths quoted to order.



HD LC Uniboot, OM3  
HDPCLC50G3M1



MSFP to LC, OM3  
MSFPLC50G3M1



HD LC Uniboot, OS2  
HDPCLCSM1



HC LC to SC, OS2  
HDPCLCSCSM1



MU TO MU, OS2  
HDPCMUMUS1

## High Density LC Uniboot Patch Cords

### Plenum

Description	Cable Color	Length (meters)			
		1m	2m	3m	5m
LC to LC, 50, OM3	AQ	<b>HDPCLC50G3M1</b>	<b>HDPCLC50G3M2</b>	<b>HDPCLC50G3M3</b>	<b>HDPCLC50G3M5</b>
LC to SC, 50, OM3	AQ	<b>HDPCLCSC50G3M1</b>	<b>HDPCLCSC50G3M2</b>	<b>HDPCLCSC50G3M3</b>	<b>HDPCLCSC50G3M5</b>
LC to LC, 50, OM4	AQ	<b>HDPCLC50G4M1</b>	<b>HDPCLC50G4M2</b>	<b>HDPCLC50G4M3</b>	<b>HDPCLC50G4M5</b>
LC to SC, 50, OM4	AQ	<b>HDPCLCSC50G4M1</b>	<b>HDPCLCSC50G4M2</b>	<b>HDPCLCSC50G4M3</b>	<b>HDPCLCSC50G4M5</b>
LC to LC, SM, OS2	YL	<b>HDPCLCSM1</b>	<b>HDPCLCSM2</b>	<b>HDPCLCSM3</b>	<b>HDPCLCSM5</b>
LC to SC, SM, OS2	YL	<b>HDPCLCSCSM1</b>	<b>HDPCLCSCSM2</b>	<b>HDPCLCSCSM3</b>	<b>HDPCLCSCSM5</b>

Standard lengths: 1 to 5, 6, 8 and 10 meters. Custom lengths quoted to order.

## MSFP to LC Patch Cords

Description	Cable Color	Length (meters)			
		1m	2m	3m	5m
MSFP to LC, 50, OM3	AQ	<b>MSFPLC50G3M1</b>	<b>MSFPLC50G3M2</b>	<b>MSFPLC50G3M3</b>	<b>MSFPLC50G3M5</b>
MSFP to LC, 50, OM4	AQ	<b>MSFPLC50G4M1</b>	<b>MSFPLC50G4M2</b>	<b>MSFPLC50G4M3</b>	<b>MSFPLC50G4M5</b>

Note: MSFP pitch is 5.25mm. Standard LC duplex pitch is 6.25mm.

Standard lengths: 1 to 5, 6, 8 and 10 meters. Custom lengths quoted to order.

## MU to MU Duplex Patch Cords

Description	Boot Color	Connector Color	Length			
			1m	2m	3m	5m
MU to MU	BL	BR	<b>HDPCMUMUS1</b>	<b>HDPCMUMUS2</b>	<b>HDPCMUMUS3</b>	<b>HDPCMUMUS5</b>
MU to MU	BL	BR	<b>HDPCMUMUS10F</b>	<b>HDPCMUMUS20F</b>	<b>HDPCMUMUS30F</b>	<b>HDPCMUMUS50F</b>

Standard lengths: 1, 2, 3, 5, 10, 15, 20 meters. Various lengths in feet available between 10 and 75 feet.



ST to SC, OS2  
DFRCSTSCS1SM



SC to SC, OS2  
DFRCSCSCS1SM



SC to SC, OM3  
DFRCSCSCE1MM



SCA to SCA, OS2  
DFRCSCASCAS1SM

## SC to SC Patch Cords

### Duplex/Multimode, Riser

Description	Cable Color	Length (meters)			
		1m	2m	3m	5m
SC to SC, 62.5, OM1	OR	<b>DFRCSCSCC1MM</b>	<b>DFRCSCSCC2MM</b>	<b>DFRCSCSCC3MM</b>	<b>DFRCSCSCC5MM</b>
SC to SC, 50, OM2	OR	<b>DFRCSCSCD1MM</b>	<b>DFRCSCSCD2MM</b>	<b>DFRCSCSCD3MM</b>	<b>DFRCSCSCD5MM</b>
SC to SC, 50, OM3	AQ	<b>DFRCSCSCE1MM</b>	<b>DFRCSCSCE2MM</b>	<b>DFRCSCSCE3MM</b>	<b>DFRCSCSCE5MM</b>

### Duplex/Singlemode, Riser

SC to SC, SM, OS2	YL	<b>DFRCSCSCS1SM</b>	<b>DFRCSCSCS2SM</b>	<b>DFRCSCSCS3SM</b>	<b>DFRCSCSCS5SM</b>
SCA to SCA, OS2, APC	YL	<b>DFRCSCASCAS1SM</b>	<b>DFRCSCASCAS2SM</b>	<b>DFRCSCASCAS3SM</b>	<b>DFRCSCASCAS5SM</b>

### Duplex/Multimode, Plenum

SC to SC, 62.5, OM1	OR	<b>DFPCSCSCC1MM</b>	<b>DFPCSCSCC2MM</b>	<b>DFPCSCSCC3MM</b>	<b>DFPCSCSCC5MM</b>
SC to SC, 50, OM2	OR	<b>DFPCSCSCD1MM</b>	<b>DFPCSCSCD2MM</b>	<b>DFPCSCSCD3MM</b>	<b>DFPCSCSCD5MM</b>
SC to SC, 50, OM3	AQ	<b>DFPCSCSCE1MM</b>	<b>DFPCSCSCE2MM</b>	<b>DFPCSCSCE3MM</b>	<b>DFPCSCSCE5MM</b>

### Duplex/Singlemode, Plenum

SC to SC, SM, OS2	YL	<b>DFPCSCSCS1SM</b>	<b>DFPCSCSCS2SM</b>	<b>DFPCSCSCS3SM</b>	<b>DFPCSCSCS5SM</b>
SCA to SCA, OS2, APC	YL	<b>DFPCSCASCAS1SM</b>	<b>DFPCSCASCAS2SM</b>	<b>DFPCSCASCAS3SM</b>	<b>DFPCSCASCAS5SM</b>

Standard Riser lengths: 1 to 10 meters. SC/APC lengths: 1 to 5, and 10 meters.

Standard Plenum lengths: 1 to 25 meters. SC/APC lengths: 1 to 5, and 10 meters.

## ST to SC Patch Cords

### Duplex/Multimode, Riser

Description	Cable Color	Length (meters)			
		1m	2m	3m	5m
ST to SC, 62.5, OM1	OR	<b>DFRCSTSCC1MM</b>	<b>DFRCSTSCC2MM</b>	<b>DFRCSTSCC3MM</b>	<b>DFRCSTSCC5MM</b>
ST to SC, 50, OM2	OR	<b>DFRCSTSCD1MM</b>	<b>DFRCSTSCD2MM</b>	<b>DFRCSTSCD3MM</b>	<b>DFRCSTSCD5MM</b>
ST to SC, 50, OM3	AQ	<b>DFRCSTSCE1MM</b>	<b>DFRCSTSCE2MM</b>	<b>DFRCSTSCE3MM</b>	<b>DFRCSTSCE5MM</b>

### Duplex/Singlemode, Riser

ST to SC, SM, OS2	YL	<b>DFRCSTSCS1SM</b>	<b>DFRCSTSCS2SM</b>	<b>DFRCSTSCS3SM</b>	<b>DFRCSTSCS5SM</b>
-------------------	----	---------------------	---------------------	---------------------	---------------------

### Duplex/Multimode, Plenum

ST to SC, 62.5, OM1	OR	<b>DFPCSTSCC1MM</b>	<b>DFPCSTSCC2MM</b>	<b>DFPCSTSCC3MM</b>	<b>DFPCSTSCC5MM</b>
ST to SC, 50, OM2	OR	<b>DFPCSTSCD1MM</b>	<b>DFPCSTSCD2MM</b>	<b>DFPCSTSCD3MM</b>	<b>DFPCSTSCD5MM</b>
ST to SC, 50, OM3	AQ	<b>DFPCSTSCE1MM</b>	<b>DFPCSTSCE2MM</b>	<b>DFPCSTSCE3MM</b>	<b>DFPCSTSCE5MM</b>

### Duplex/Singlemode, Plenum

ST to SC, SM, OS2	YL	<b>DFPCSTSCS1SM</b>	<b>DFPCSTSCS2SM</b>	<b>DFPCSTSCS3SM</b>	<b>DFPCSTSCS5SM</b>
-------------------	----	---------------------	---------------------	---------------------	---------------------

Standard Riser lengths: 1 to 10 meters.

Standard Plenum lengths: 1 to 25 meters.



FCA to SCA, OS2  
DFRCFCASCAS1SM



ST to ST, OM1  
DFRCSTSTC1MM



FC to FC, OS2  
DFRCFCFCS1SM



SC to ST-style, OS2  
DFRCSTSCS1SM



LCA to FCA, OS2  
DFRCLCAFCA1SM

## ST to ST Patch Cords

### Duplex/Multimode, Riser

Description	Cable Color	Length (meters)			
		2m	3m	5m	10m
ST to ST, 62.5, OM1	OR	<b>DFRCSTSTC2MM</b>	<b>DFRCSTSTC3MM</b>	<b>DFRCSTSTC5MM</b>	<b>DFRCSTSTC10MM</b>
ST to ST, 50, OM2	OR	<b>DFRCSTSTD2MM</b>	<b>DFRCSTSTD3MM</b>	<b>DFRCSTSTD5MM</b>	<b>DFRCSTSTD10MM</b>
ST to ST, 50, OM3	AQ	<b>DFRCSTSTE2MM</b>	<b>DFRCSTSTE3MM</b>	<b>DFRCSTSTE5MM</b>	<b>DFRCSTSTE10MM</b>

### Duplex/Singlemode, Riser

ST to ST, SM, OS2	YL	<b>DFRCSTSTS2SM</b>	<b>DFRCSTSTS3SM</b>	<b>DFRCSTSTS5SM</b>	<b>DFRCSTSTS10SM</b>
-------------------	----	---------------------	---------------------	---------------------	----------------------

### Duplex/Multimode, Plenum

ST to ST, 62.5, OM1	OR	<b>DFPCSTSTC2MM</b>	<b>DFPCSTSTC3MM</b>	<b>DFPCSTSTC5MM</b>	<b>DFPCSTSTC10MM</b>
ST to ST, 50, OM2	OR	<b>DFPCSTSTD2MM</b>	<b>DFPCSTSTD3MM</b>	<b>DFPCSTSTD5MM</b>	<b>DFPCSTSTD10MM</b>
ST to ST, 50, OM3	AQ	<b>DFPCSTSTE2MM</b>	<b>DFPCSTSTE3MM</b>	<b>DFPCSTSTE5MM</b>	<b>DFPCSTSTE10MM</b>

### Duplex/Singlemode, Plenum

ST to ST, SM, OS2	YL	<b>DFPCSTSTS2SM</b>	<b>DFPCSTSTS3SM</b>	<b>DFPCSTSTS5SM</b>	<b>DFPCSTSTS10SM</b>
-------------------	----	---------------------	---------------------	---------------------	----------------------

Standard Riser lengths: 1 to 10 meters.

Standard Plenum lengths: 1 to 25 meters.

## FC Patch Cords

### Duplex/Singlemode, Riser

Description	Cable Color	Length (meters)			
		1m	2m	3m	5m
FC to FC, SM, OS2	YL	<b>DFRCFCFCS1SM</b>	<b>DFRCFCFCS2SM</b>	<b>DFRCFCFCS3SM</b>	<b>DFRCFCFCS5SM</b>
FCA to FCA, SM, APC	YL	<b>DFRCFAFCAS1SM</b>	<b>DFRCFAFCAS2SM</b>	<b>DFRCFAFCAS3SM</b>	<b>DFRCFAFCAS5SM</b>
FCA to SCA, SM, APC	YL	<b>DFRCFCASCAS1SM</b>	<b>DFRCFCASCAS2SM</b>	<b>DFRCFCASCAS3SM</b>	<b>DFRCFCASCAS5SM</b>
FCA to LCA, SM, APC	YL	<b>DFRCLCAFCA1SM</b>	<b>DFRCLCAFCA2SM</b>	<b>DFRCLCAFCA3SM</b>	<b>DFRCLCAFCA5SM</b>

### Duplex/Singlemode, Plenum

FC to FC, SM, OS2	YL	<b>DFPCFCFCS1SM</b>	<b>DFPCFCFCS2SM</b>	<b>DFPCFCFCS3SM</b>	<b>DFPCFCFCS5SM</b>
FCA to FCA, SM, APC	YL	<b>DFPCFAFCAS1SM</b>	<b>DFPCFAFCAS2SM</b>	<b>DFPCFAFCAS3SM</b>	<b>DFPCFAFCAS5SM</b>
FCA to SCA, SM, APC	YL	<b>DFPCFCASCAS1SM</b>	<b>DFPCFCASCAS2SM</b>	<b>DFPCFCASCAS3SM</b>	<b>DFPCFCASCAS5SM</b>
FCA to LCA, SM, APC	YL	<b>DFPCLCAFCA1SM</b>	<b>DFPCLCAFCA2SM</b>	<b>DFPCLCAFCA3SM</b>	<b>DFPCLCAFCA5SM</b>

Standard lengths: 1 to 5, and 10 meters.

Contact Hubbell Premise Wiring for quotation of any specialty patch cord requirements.



LC/APC to LC/APC  
SFRCLCALCAS1SM



LC/APC to SC/APC  
SFRCLCASCAS1SM



LC/APC to FC/APC  
SFRCLCAFCAS1SM



SC/APC to SC/APC  
SFRSCASCAS1SM



FC to FC  
SFRFCFCFCS1SM



SC/APC to FC/APC  
SFRSCAFCAS1SM

## LC Simplex Patch Cord Combinations

Singlemode, OS2, Riser, Yellow cable

Description	Boot Colors	Length (meters)			
		1m	2m	3m	5m
LC/UPC to LC/UPC	W-W	<b>SFRCLCLCS1SM</b>	<b>SFRCLCLCS2SM</b>	<b>SFRCLCLCS3SM</b>	<b>SFRCLCLCS5SM</b>
LC/UPC to SC/UPC	W-BL	<b>SFRCLCSCS1SM</b>	<b>SFRCLCSCS2SM</b>	<b>SFRCLCSCS3SM</b>	<b>SFRCLCSCS5SM</b>
LC/UPC to SC/APC	W-GN	<b>SFRCLCSCAS1SM</b>	<b>SFRCLCSCAS2SM</b>	<b>SFRCLCSCAS3SM</b>	<b>SFRCLCSCAS5SM</b>
LC/UPC to ST/UPC	W-BL	<b>SFRCLCSTS1SM</b>	<b>SFRCLCSTS2SM</b>	<b>SFRCLCSTS3SM</b>	<b>SFRCLCSTS5SM</b>
LC/UPC to FC/UPC	W-BL	<b>SFRCLCFCS1SM</b>	<b>SFRCLCFCS2SM</b>	<b>SFRCLCFCS3SM</b>	<b>SFRCLCFCS5SM</b>
LC/APC to LC/APC	GN-GN	<b>SFRCLCALCAS1SM</b>	<b>SFRCLCALCAS2SM</b>	<b>SFRCLCALCAS3SM</b>	<b>SFRCLCALCAS5SM</b>
LC/APC to LC/UPC	GN-W	<b>SFRCLCLCAS1SM</b>	<b>SFRCLCLCAS2SM</b>	<b>SFRCLCLCAS3SM</b>	<b>SFRCLCLCAS5SM</b>
LC/APC to SC/APC	GN-GN	<b>SFRCLCASCAS1SM</b>	<b>SFRCLCASCAS2SM</b>	<b>SFRCLCASCAS3SM</b>	<b>SFRCLCASCAS5SM</b>
LC/APC to FC/APC	GN-GN	<b>SFRCLCAFCAS1SM</b>	<b>SFRCLCAFCAS2SM</b>	<b>SFRCLCAFCAS3SM</b>	<b>SFRCLCAFCAS5SM</b>

Standard lengths: 1 to 5, and 10 meters.

## SC, FC and ST Simplex Patch Cord Combinations

Singlemode, OS2, Riser, Yellow cable

Description	Boot Colors	Length (meters)			
		1m	2m	3m	5m
SC/UPC to SC/UPC	BL-BL	<b>SFRSCSCS1SM</b>	<b>SFRSCSCS2SM</b>	<b>SFRSCSCS3SM</b>	<b>SFRSCSCS5SM</b>
FC/UPC to SC/UPC	BL-BL	<b>SFRFCSCS1SM</b>	<b>SFRFCSCS2SM</b>	<b>SFRFCSCS3SM</b>	<b>SFRFCSCS5SM</b>
SC/UPC to ST/UPC	BL-BL	<b>SFRSTSCS1SM</b>	<b>SFRSTSCS2SM</b>	<b>SFRSTSCS3SM</b>	<b>SFRSTSCS5SM</b>
SC/APC to SC/APC	GN-GN	<b>SFRSCASCAS1SM</b>	<b>SFRSCASCAS2SM</b>	<b>SFRSCASCAS3SM</b>	<b>SFRSCASCAS5SM</b>
FC/APC to SC/APC	GN-GN	<b>SFRFCASCAS1SM</b>	<b>SFRFCASCAS2SM</b>	<b>SFRFCASCAS3SM</b>	<b>SFRFCASCAS5SM</b>
FC/UPC to FC/UPC	BL-BL	<b>SFRFCFCFCS1SM</b>	<b>SFRFCFCFCS2SM</b>	<b>SFRFCFCFCS3SM</b>	<b>SFRFCFCFCS5SM</b>
FC/APC to FC/APC	GN-GN	<b>SFRFCFAFCAS1SM</b>	<b>SFRFCFAFCAS2SM</b>	<b>SFRFCFAFCAS3SM</b>	<b>SFRFCFAFCAS5SM</b>
ST/UPC to ST/UPC	BL-BL	<b>SFRSTSTS1SM</b>	<b>SFRSTSTS2SM</b>	<b>SFRSTSTS3SM</b>	<b>SFRSTSTS5SM</b>

Standard lengths: 1 to 5, and 10 meters.



LC Mesh Bundle Trunk, OM3, 48-Strand



LC Fan-Out Trunk, OM3, 48-Strand



MPO 48-Strand, OM3



MPO 12-Strand, OS2



MPO-LC Hydra, OM3

### Standards

- TIA-568.3
- TIA-604-FOCIS
- Telcordia GR-326-CORE, Telcordia GR-409
- ANSI/ICEA S-83-596
- IEEE 802.3: 10G, 40G, 100G applications

### MPO Connector Specifications

- Gender: female has no alignment pins; male has pins
- MM insertion loss: <0.50dB typical
- SM insertion loss: <0.55dB (0.35dB typical)
- MM return loss: >26dB
- SM return loss: >50dB (UPC), >65dB (APC)
- Polarity: Type A, B or C

### Single Fiber Connector Specifications

- MM insertion loss: <0.50dB (0.35dB typical)
- SM insertion loss: <0.35dB (0.15dB typical)
- MM return loss: >26dB
- SM return loss: >50dB (UPC), >65dB (APC)
- Ferrule material: zirconia ceramic
- Mating durability: 500 cycles

### 40Gb/s and 100Gb/s MPO Fiber Cord Options

- Connectors: MPO male or female, 12-fiber (40G) or 24-fiber (100G)
- Fiber types: OM3, OM4
- 40Gb/s fiber strand count: 12, 24, 48, 72 and 96 fibers
- 100Gb/s fiber strand count: 24, 48, 72 and 96 fibers
- Cable: Plenum or Riser
- Polarity: 40GBASE-SR4 or 100GBASESR10

### MPO Fiber Cord Options

- Connectors: MPO male or female
- Fiber types: OM1, OM2, OM3, OM4, OS2
- Fiber strand count: 12, 24, 48, 72, 96 and 144 fibers
- Cable: Plenum or Riser, armored or non-armored
- Polarity: TIA-568C.3 Type A, B or C

### Mesh Bundle Trunk Options

2.0mm duplex zip cord

- Connectors: LC/APC, MSFP, SC, SC/APC, ST, FC, FC/APC
- Fiber types: OM1, OM2, OM3, OM4, OS2
- Fiber strand count: 6, 12, 24, 48, 72 and 96 fibers
- Cable: Plenum or Riser
- Outer sheath: polyester mesh

### Transition Hydra Assembly Options

- Connectors: MTP female to LC or SC duplex
- Fiber types: 50/OM3, 50/OM4, SM/052
- Fiber strand count: 12, 24 and 48 fibers
- Cable: Plenum, Riser or LSZH (armored or non-armored)
- Polarity: TIA-568C.3, Type A, B or C

### Distribution Fan-Out Trunk Options

- Connectors: LC/APC, MSFP, SC, SC/APC, ST, FC, FC/APC
- Fiber types: OM1, OM2, OM3, OM4, OS2
- Fiber strand count: 6, 12, 24, 48, 72 and 96 fibers
- Cable: Plenum or Riser, armored or non-armored
- Fan-out: 2.0mm duplex furcation tubing (simplex for OS2)

### Channel Application Distance Limits

- OM3 40G/100G: 100m (328ft)
- OM4 40G/100G: 150m (492ft)
- OM3/10G: 300m (984ft)
- OM4/10G: 550m (1,804ft)

All BIDnet fiber trunk assemblies are custom made-to-order items. Please call our inside sales team for price and lead time. Refer to product literature for nomenclature and detailed design information. Application limits apply to available lengths.



LC Ribbon Fan-Out, OS2, 48-strand  
FRPTR48LC6SL25F

### Specifications (Per End)

- MM insertion loss: <0.50dB (0.35dB typical)
- SM insertion loss: <0.35dB (0.15dB typical)
- MM return loss: >26dB
- SM return loss: >50dB (UPC), >65dB (APC)
- Ferrule material: zirconia ceramic
- Mating durability: 500 cycles

## Fiber Ribbon Fan-Out Pigtails

24" break out

**FRPT** = Fiber Ribbon Pigtail Trunk (fan-out)

**r** = **R** for Riser

**ri** = **RJ** for Riser/un-jacketed ribbon

**xx** = Fiber count (**12, 24, 36, 48, 60, 72, 84, 96, 108, 120, 132** or **144**)

**c** = Connector type: (**LC, SC, SCA, ST, FC** or **FCA**)

**n** = Fiber type

**1** for 62.5 micron (OM1) multimode

**2** for 50 micron (OM2) multimode

**3** for 50 micron (OM3) multimode

**4** for 50 micron (OM4) multimode

**6** for singlemode (OS2)

**m** = **M** for multimode, **S** for singlemode

**l** = Length delimiter

**y** = Length overall

**f** = **F** for feet (leave blank for meters)

Catalog No. **FRPT<sub>r</sub>xxcnmlyf**

Example: **FRPTR48LC6SL25F**

Buffer Color Code Sequence: Blue, Orange, Green, Brown, Slate, White, Red, Black, Yellow, Violet, Rose, Aqua

## 6- and 12-Fiber Pigtail Bundles, Loose Tube


Riser, 250 micron color coded buffer, 3 meter length

12-fiber

	OM1	OM2	OM3	OM4	OS2
LC	<b>FPBKLTR12LC1M</b>	<b>FPBKLTR12LC2M</b>	<b>FPBKLTR12LC3M</b>	<b>FPBKLTR12LC4M</b>	<b>FPBKLTR12LC6S</b>
LC/APC	-	-	-	-	<b>FPBKLTR12LCA6S</b>
SC	<b>FPBKLTR12SC1M</b>	<b>FPBKLTR12SC2M</b>	<b>FPBKLTR12SC3M</b>	<b>FPBKLTR12SC4M</b>	<b>FPBKLTR12SC6S</b>
SC/APC	-	-	-	-	<b>FPBKLTR12SCA6S</b>
ST	<b>FPBKLTR12ST1M</b>	<b>FPBKLTR12ST2M</b>	<b>FPBKLTR12ST3M</b>	<b>FPBKLTR12ST4M</b>	<b>FPBKLTR12ST6S</b>
FC	-	-	-	-	<b>FPBKLTR12FC6S</b>
FC/APC	-	-	-	-	<b>FPBKLTR12FCA6S</b>

6-fiber

LC	<b>FPBKLTR6LC1M</b>	<b>FPBKLTR6LC2M</b>	<b>FPBKLTR6LC3M</b>	<b>FPBKLTR6LC4M</b>	<b>FPBKLTR6LC6S</b>
LC/APC	-	-	-	-	<b>FPBKLTR6LCA6S</b>
SC	<b>FPBKLTR6SC1M</b>	<b>FPBKLTR6SC2M</b>	<b>FPBKLTR6SC3M</b>	<b>FPBKLTR6SC4M</b>	<b>FPBKLTR6SC6S</b>
SC/APC	-	-	-	-	<b>FPBKLTR6SCA6S</b>
ST	<b>FPBKLTR6ST1M</b>	<b>FPBKLTR6ST2M</b>	<b>FPBKLTR6ST3M</b>	<b>FPBKLTR6ST4M</b>	<b>FPBKLTR6ST6S</b>
FC	-	-	-	-	<b>FPBKLTR6FC6S</b>
FC/APC	-	-	-	-	<b>FPBKLTR6FCA6S</b>



LC 12-Fiber Pigtail Bundle, OS2  
FPBKR12LC6S

### Specifications

- Mated pair insertion loss:  
MM: <0.50dB (0.35dB typical)  
SM: <0.35dB (0.15dB typical)
- Return loss: SM >55dB, MM >26dB, SM/APC >65dB
- Ferrule material: zirconia ceramic
- Mating durability: 500 cycles
- Operating temperature: 0°C to +75°C

### Standards

- TIA-568.3
- TIA-604-FOCIS
- Telcordia® GR-326-CORE



LC Singlemode, OS2  
FPLCS3SM



SC Singlemode, OS2  
FPSCS3SM



ST Singlemode, OS2  
FPSTS3SM



MT-RJ Multimode, OM1  
FPRJC3MM

## Single Fiber Pigtails

900 micron buffer, 3 meter length

Fiber Type	Buffer Color	LC	SC	ST	MT-RJ	FC
MM 62.5, OM1	Orange	<b>FPLCC3MM</b>	<b>FPSCC3MM</b>	<b>FPSTC3MM</b>	<b>FPRJC3MM</b>	<b>FPFCC3MM</b>
MM 50, OM2	Orange	<b>FPLCD3MM</b>	<b>FPSCD3MM</b>	<b>FPSTD3MM</b>	<b>FPRJD3MM</b>	<b>FPFCD3MM</b>
MM 50, OM3	Aqua	<b>FPLCE3MM</b>	<b>FPSCF3MM</b>	<b>FPSTE3MM</b>	<b>FPRJE3MM</b>	<b>FPFCE3MM</b>
MM 50, OM4	Aqua	<b>FPLCF3MM</b>	<b>FPSCF3MM</b>	<b>FPSTF3MM</b>	–	<b>FPFCF3MM</b>
Singlemode, OS2	Yellow	<b>FPLCS3SM</b>	<b>FPSCS3SM</b>	<b>FPSTS3SM</b>	–	<b>FPFCS3SM</b>
Singlemode, APC	Green	<b>FPLCAS3SM</b>	<b>FPSCAS3SM</b>	–	–	<b>FPFCAS3SM</b>

## 6- and 12-Fiber Pigtail Bundles

Riser, 900 micron color coded buffer, 3 meter length

### 12-fiber

	OM1	OM2	OM3	OM4	OS2
LC	<b>FPBKR12LC1M</b>	<b>FPBKR12LC2M</b>	<b>FPBKR12LC3M</b>	<b>FPBKR12LC4M</b>	<b>FPBKR12LC6S</b>
LC/APC	–	–	–	–	<b>FPBKR12LCA6S</b>
SC	<b>FPBKR12SC1M</b>	<b>FPBKR12SC2M</b>	<b>FPBKR12SC3M</b>	<b>FPBKR12SC4M</b>	<b>FPBKR12SC6S</b>
SC/APC	–	–	–	–	<b>FPBKR12SCA6S</b>
ST	<b>FPBKR12ST1M</b>	<b>FPBKR12ST2M</b>	<b>FPBKR12ST3M</b>	<b>FPBKR12ST4M</b>	<b>FPBKR12ST6S</b>
FC	<b>FPBKR12FC1M</b>	<b>FPBKR12FC2M</b>	<b>FPBKR12FC3M</b>	<b>FPBKR12FC4M</b>	<b>FPBKR12FC6S</b>
FC/APC	–	–	–	–	<b>FPBKR12FCA6S</b>

### 6-fiber

LC	<b>FPBKR6LC1M</b>	<b>FPBKR6LC2M</b>	<b>FPBKR6LC3M</b>	<b>FPBKR6LC4M</b>	<b>FPBKR6LC6S</b>
LC/APC	–	–	–	–	<b>FPBKR6LCA6S</b>
SC	<b>FPBKR6SC1M</b>	<b>FPBKR6SC2M</b>	<b>FPBKR6SC3M</b>	<b>FPBKR6SC4M</b>	<b>FPBKR6SC6S</b>
SC/APC	–	–	–	–	<b>FPBKR6SCA6S</b>
ST	<b>FPBKR6ST1M</b>	<b>FPBKR6ST2M</b>	<b>FPBKR6ST3M</b>	<b>FPBKR6ST4M</b>	<b>FPBKR6ST6S</b>
FC	<b>FPBKR6FC1M</b>	<b>FPBKR6FC2M</b>	<b>FPBKR6FC3M</b>	<b>FPBKR6FC4M</b>	<b>FPBKR6FC6S</b>
FC/APC	–	–	–	–	<b>FPBKR6FCA6S</b>

Telcordia is a registered trademark of Telcordia Technologies, Inc.





## FIBER | Cable

Hubbell premium quality fiber cable completes the end-to-end channel solution, offering a single source advantage to specification writers, contractors, and end users. Made to order with the industry's highest performing optical fiber, Hubbell fiber cable provides total integration of connectivity, enclosures, and pre-terminated assemblies into a single-source infrastructure solution, backed by the Mission Critical® 25-Year Warranty.





# FIBER | Cable

Indoor Distribution Cable, Generic.....	13
Indoor/Outdoor Tight Buffer Cable, Generic.....	14
Reel Selection and Capacities .....	15
Indoor/Outdoor and Outdoor Loose Tube Cable.....	16
Outdoor Armored Cable and Armored Double Jacket Cable .....	17





Indoor Tight Buffer Distribution  
HFCD1024P3



Multi-Unit Tight Buffer Distribution  
HFCD1M12048P4



Indoor Interlocked Armored Tight Buffer  
HFCD15048R3

## Delivery

Hubbell generic HFCD Series fiber cables are priced and delivered in feet units. Reel size and weight are determined by cable type and length ordered. Specify cable put-up lengths on purchase order. Minimum Order Quantity (MOQ) for non-stocked cables is 1,640 feet. Contact Hubbell Premise Wiring for availability. Length ordered may be subject to a +/-10% production tolerance. Cut charges may apply to multi-reel orders. Refer to charts on page 17 for reel capacities, dimensions and estimated shipping weights.

## Stocked Cables

Common Hubbell generic fiber cables are stocked at the plant. Short lengths may be available from stock reels. Contact Hubbell Premise Wiring for availability and fast delivery.

## Indoor Tight Buffer Distribution Fiber Cable

	Fiber Count			
	2-Strand	6-Strand	12-Strand	24-Strand
<b>Riser</b>				
62.5µm OM1 Multimode	<b>HFCD1002R6</b>	<b>HFCD1006R6</b>	<b>HFCD1012R6</b>	<b>HFCD1024R6</b>
50µm OM3 Multimode	<b>HFCD1002R3</b>	<b>HFCD1006R3</b>	<b>HFCD1012R3</b>	<b>HFCD1024R3</b>
50µm OM4 Multimode	<b>HFCD1002R4</b>	<b>HFCD1006R4</b>	<b>HFCD1012R4</b>	<b>HFCD1024R4</b>
9µm OS2 Singlemode	<b>HFCD1002RS</b>	<b>HFCD1006RS</b>	<b>HFCD1012RS</b>	<b>HFCD1024RS</b>
<b>Plenum</b>				
62.5µm OM1 Multimode	<b>HFCD1002P6</b>	<b>HFCD1006P6</b>	<b>HFCD1012P6</b>	<b>HFCD1024P6</b>
50µm OM3 Multimode	<b>HFCD1002P3</b>	<b>HFCD1006P3</b>	<b>HFCD1012P3</b>	<b>HFCD1024P3</b>
50µm OM4 Multimode	<b>HFCD1002P4</b>	<b>HFCD1006P4</b>	<b>HFCD1012P4</b>	<b>HFCD1024P4</b>
9µm OS2 Singlemode	<b>HFCD1002PS</b>	<b>HFCD1006PS</b>	<b>HFCD1012PS</b>	<b>HFCD1024PS</b>

## Multi-Unit Tight Buffer Distribution Fiber Cable

	Fiber Count	
	48-Strand	72-Strand
<b>Riser; 12 fibers per sub-unit</b>		
50µm OM3 Multimode	<b>HFCD1M12048R3</b>	<b>HFCD1M12072R3</b>
50µm OM4 Multimode	<b>HFCD1M12048R4</b>	<b>HFCD1M12072R4</b>
9µm OS2 Singlemode	<b>HFCD1M12048RS</b>	<b>HFCD1M12072RS</b>
<b>Plenum; 12 fibers per sub-unit</b>		
50µm OM3 Multimode	<b>HFCD1M12048P3</b>	<b>HFCD1M12072P3</b>
50µm OM4 Multimode	<b>HFCD1M12048P4</b>	<b>HFCD1M12072P4</b>
9µm OS2 Singlemode	<b>HFCD1M12048PS</b>	<b>HFCD1M12072PS</b>

## Composite Indoor Tight Buffer Fiber Cable

Custom combinations of multimode and singlemode can be quoted and made to order. MOQ is 1,640 feet. Contact Hubbell Premise Wiring for quote.

## Indoor Interlock Armored Tight Buffer Fiber Cable

	Fiber Count			
	6-Strand	12-Strand	24-Strand	48-Strand
<b>Riser</b>				
62.5µm OM1 Multimode	<b>HFCD15006R6</b>	<b>HFCD15012R6</b>	<b>HFCD15024R6</b>	–
50µm OM3 Multimode	<b>HFCD15006R3</b>	<b>HFCD15012R3</b>	<b>HFCD15024R3</b>	<b>HFCD15048R3</b>
50µm OM4 Multimode	<b>HFCD15006R4</b>	<b>HFCD15012R4</b>	<b>HFCD15024R4</b>	<b>HFCD15048R4</b>
9µm OS2 Singlemode	<b>HFCD15006RS</b>	<b>HFCD15012RS</b>	<b>HFCD15024RS</b>	<b>HFCD15048RS</b>
<b>Plenum</b>				
62.5µm OM1 Multimode	<b>HFCD15006P6</b>	<b>HFCD15012P6</b>	<b>HFCD15024P6</b>	–
50µm OM3 Multimode	<b>HFCD15006P3</b>	<b>HFCD15012P3</b>	<b>HFCD15024P3</b>	<b>HFCD15048P3</b>
50µm OM4 Multimode	<b>HFCD15006P4</b>	<b>HFCD15012P4</b>	<b>HFCD15024P4</b>	<b>HFCD15048P4</b>
9µm OS2 Singlemode	<b>HFCD15006PS</b>	<b>HFCD15012PS</b>	<b>HFCD15024PS</b>	<b>HFCD15048PS</b>



Indoor/Outdoor Tight Buffer  
HFCD14048RSBK



Indoor/Outdoor Armored Tight Buffer  
HFCD19048P3BK

## Delivery

Hubbell generic HFCD Series fiber cables are priced and delivered in feet units. Reel size and weight are determined by cable type and length ordered. Specify cable put-up lengths on purchase order. Minimum Order Quantity (MOQ) for non-stocked cables is 1,640 feet. Contact Hubbell Premise Wiring for availability. Length ordered may be subject to a +/-10% production tolerance. Cut charges may apply to multi-reel orders. Refer to charts on page 17 for reel capacities, dimensions and estimated shipping weights.

## Stocked Cables

Common Hubbell generic fiber cables are stocked at the plant. Short lengths may be available from stock reels. Contact Hubbell Premise Wiring for availability and fast delivery.

## Indoor/Outdoor Tight Buffer Fiber Cable

Riser	Fiber Count				
	2-Strand	6-Strand	12-Strand	24-Strand	48-Strand
62.5µm OM1 Multimode	<b>HFCD14002R6BK</b>	<b>HFCD14006R6BK</b>	<b>HFCD14012R6BK</b>	<b>HFCD14024R6BK</b>	-
50µm OM3 Multimode	<b>HFCD14002R3BK</b>	<b>HFCD14006R3BK</b>	<b>HFCD14012R3BK</b>	<b>HFCD14024R3BK</b>	<b>HFCD14048R3BK</b>
50µm OM4 Multimode	<b>HFCD14002R4BK</b>	<b>HFCD14006R4BK</b>	<b>HFCD14012R4BK</b>	<b>HFCD14024R4BK</b>	<b>HFCD14048R4BK</b>
9µm OS2 Singlemode	<b>HFCD14002RSBK</b>	<b>HFCD14006RSBK</b>	<b>HFCD14012RSBK</b>	<b>HFCD14024RSBK</b>	<b>HFCD14048RSBK</b>
<b>Plenum</b>					
62.5µm OM1 Multimode	<b>HFCD14002P6BK</b>	<b>HFCD14006P6BK</b>	<b>HFCD14012P6BK</b>	<b>HFCD14024P6BK</b>	-
50µm OM3 Multimode	<b>HFCD14002P3BK</b>	<b>HFCD14006P3BK</b>	<b>HFCD14012P3BK</b>	<b>HFCD14024P3BK</b>	<b>HFCD14048P3BK</b>
50µm OM4 Multimode	<b>HFCD14002P4BK</b>	<b>HFCD14006P4BK</b>	<b>HFCD14012P4BK</b>	<b>HFCD14024P4BK</b>	<b>HFCD14048P4BK</b>
9µm OS2 Singlemode	<b>HFCD14002PSBK</b>	<b>HFCD14006PSBK</b>	<b>HFCD14012PSBK</b>	<b>HFCD14024PSBK</b>	<b>HFCD14048PSBK</b>
<b>Riser</b>					
	72-Strand				
50µm OM3 Multimode	<b>HFCD14072R3BK</b>				
50µm OM4 Multimode	<b>HFCD14072R4BK</b>				
9µm OS2 Singlemode	<b>HFCD14072RSBK</b>				
<b>Plenum</b>					
50µm OM3 Multimode	<b>HFCD14072P3BK</b>				
50µm OM4 Multimode	<b>HFCD14072P4BK</b>				
9µm OS2 Singlemode	<b>HFCD14072PSBK</b>				

## Indoor/Outdoor Armored Tight Buffer Fiber Cable

Riser	Fiber Count			
	6-Strand	12-Strand	24-Strand	48-Strand
62.5µm OM1 Multimode	<b>HFCD19006R6BK</b>	<b>HFCD19012R6BK</b>	<b>HFCD19024R6BK</b>	-
50µm OM3 Multimode	<b>HFCD19006R3BK</b>	<b>HFCD19012R3BK</b>	<b>HFCD19024R3BK</b>	<b>HFCD19048R3BK</b>
50µm OM4 Multimode	<b>HFCD19006R4BK</b>	<b>HFCD19012R4BK</b>	<b>HFCD19024R4BK</b>	<b>HFCD19048R4BK</b>
9µm OS2 Singlemode	<b>HFCD19006RSBK</b>	<b>HFCD19012RSBK</b>	<b>HFCD19024RSBK</b>	<b>HFCD19048RSBK</b>
<b>Plenum</b>				
50µm OM3 Multimode	<b>HFCD19006P3BK</b>	<b>HFCD19012P3BK</b>	<b>HFCD19024P3BK</b>	<b>HFCD19048P3BK</b>
50µm OM4 Multimode	<b>HFCD19006P4BK</b>	<b>HFCD19012P4BK</b>	<b>HFCD19024P4BK</b>	<b>HFCD19048P4BK</b>
9µm OS2 Singlemode	<b>HFCD19006PSBK</b>	<b>HFCD19012PSBK</b>	<b>HFCD19024PSBK</b>	<b>HFCD19048PSBK</b>

## Composite Indoor/Outdoor Tight Buffer Fiber Cable

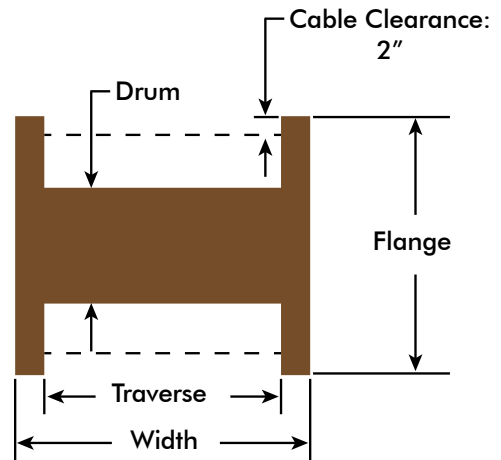
Custom combinations of multimode and singlemode can be quoted and made to order. MOQ is 1,640 feet. Contact Hubbell Premise Wiring for quote.



## Reel Selection and Capacities for Hubbell HFCD Series Indoor and I/O Cables

### Hubbell Fiber Cable Delivery Policy

- HFCD Series fiber cables are priced and delivered in feet
- Cable orders, when permissible, are shipped on a single reel unless otherwise specified
- Multi reel put-up lengths required by the customer must be specified at the time of ordering
- Cable lengths that exceed single reel capacity must have the split approved by the customer
- MOQ for non-stocked cable is 1,640 feet
- Cables made to order are subject to a +/-10% production tolerance
- Customer order must match total length shipped
- Reel capacity values on this specification allow for a 2-inch cable-to-flange clearance as illustrated
- Refer to reel dimensions on selection and capacity charts
- Cut charges may apply to multi-reel orders



### Weights, Dimensions and Capacities

- Cable Weight = [Length Ordered] X [Weight per Foot]
- Estimated Shipping Weight = [Cable Weight] + [Reel Weight] + [Skid Weight]
- Reel capacities on this specification allow for a 2 inch cable-to-flange clearance
- Refer to specific dimensions on the reel selection chart
- Shipping dimensions = [Flange] X [Flange] X [Width]
- Estimated Shipping Width = [Traverse Length] + [2 inches]

### Standard Reel Selections

Reel	Flange Diameter in	Traverse Length in	Drum Diameter in	Reel Weight lb	Skid Weight lb
A	24	15	16.5	*	n/a
B	30	24	18	30	30
C	45	24	18	115	40
D	48	24	24	120	40

\*A-size reels are plastic and boxed; see charts for cable weight

### Hubbell HFCD Series Fiber Cable: Max Reel Capacity Chart, Plenum or Riser

Cable Family	Fiber Count	Overall Jacket Diameter in (mm)	Reel A 24" Flange ft	Reel B 30" Flange ft	Reel C 45" Flange ft	Reel D 48" Flange ft	Cable Weight per Foot lb
HFCD1 Series: Indoor Distribution HFCD14 Series: Indoor/Outdoor	2 strand	0.174 (4.4)	5400	17,500	n/a	n/a	0.012
	6 strand	0.210 (5.3)	4100	14,000	n/a	n/a	0.020
	12 strand	0.250 (6.3)	2900	10,000	n/a	n/a	0.035
	24 strand	0.320 (8.1)	1700	5900	n/a	n/a	0.043
HFCD1M Series: Indoor Multi-Unit	48 strand	0.610 (15.4)	n/a	1400	2100	n/a	0.146
	72 strand	0.790 (20)	n/a	1050	1700	n/a	0.233
HFCD14 Series: Indoor/Outdoor Multi-Unit	48 strand	0.610 (15.4)	n/a	1400	2100	n/a	0.146
	72 strand	0.790 (20)	n/a	1050	1700	n/a	0.233
HFCD15 Series: Armored Indoor HFCD19 Series: Armored Indoor/Outdoor	6 strand	0.625 (15.9)	n/a	n/a	n/a	5400	0.165
	12 strand	0.625 (15.9)	n/a	n/a	n/a	5400	0.170
	24 strand	0.684 (17.4)	n/a	n/a	n/a	4500	0.188
	48 strand	0.930 (23.5)	n/a	n/a	n/a	2200	0.365

Note: Reel capacities are approximate based on safe clearance below flange diameter. Reel size is determined by cable diameter and quantity ordered.



Indoor/Outdoor Loose Tube  
HFCH2096RSBK



Outdoor Loose Tube  
HFCH3096BKS

## Hubbell Branded Indoor/Outdoor Loose Tube Fiber Cable

### Riser

	Fiber Count				
	6-Strand	12-Strand	24-Strand	48-Strand	72-Strand
62.5μm OM1 Multimode	<b>HFCH2006R6BK</b>	<b>HFCH2012R6BK</b>	<b>HFCH2024R6BK</b>	-	-
50μm OM3 Multimode	<b>HFCH2006R3BK</b>	<b>HFCH2012R3BK</b>	<b>HFCH2024R3BK</b>	<b>HFCH2048R3BK</b>	<b>HFCH2072R3BK</b>
50μm OM4 Multimode	<b>HFCH2006R4BK</b>	<b>HFCH2012R4BK</b>	<b>HFCH2024R4BK</b>	<b>HFCH2048R4BK</b>	<b>HFCH2072R4BK</b>
9μm OS2 Singlemode	<b>HFCH2006RSBK</b>	<b>HFCH2012RSBK</b>	<b>HFCH2024RSBK</b>	<b>HFCH2048RSBK</b>	<b>HFCH2072RSBK</b>

### Plenum

62.5μm OM1 Multimode	<b>HFCH2006P6BK</b>	<b>HFCH2012P6BK</b>	<b>HFCH2024P6BK</b>	-	-
50μm OM3 Multimode	<b>HFCH2006P3BK</b>	<b>HFCH2012P3BK</b>	<b>HFCH2024P3BK</b>	<b>HFCH2048P3BK</b>	<b>HFCH2072P3BK</b>
50μm OM4 Multimode	<b>HFCH2006P4BK</b>	<b>HFCH2012P4BK</b>	<b>HFCH2024P4BK</b>	<b>HFCH2048P4BK</b>	<b>HFCH2072P4BK</b>
9μm OS2 Singlemode	<b>HFCH2006PSBK</b>	<b>HFCH2012PSBK</b>	<b>HFCH2024PSBK</b>	<b>HFCH2048PSBK</b>	<b>HFCH2072PSBK</b>

### Riser

	96-Strand	144-Strand
9μm OS2 Singlemode	<b>HFCH2096RSBK</b>	<b>HFCH2144RSBK</b>

### Plenum

9μm OS2 Singlemode	<b>HFCH2096PSBK</b>	<b>HFCH2144PSBK</b>
--------------------	---------------------	---------------------

## Hubbell Branded Outdoor Loose Tube Fiber Cable

Black, polyethylene jacket, non-rated

	Fiber Count				
	6-Strand	12-Strand	24-Strand	48-Strand	72-Strand
62.5μm OM1 Multimode	<b>HFCH3006BK6</b>	<b>HFCH3012BK6</b>	<b>HFCH3024BK6</b>	-	-
50μm OM3 Multimode	<b>HFCH3006BK3</b>	<b>HFCH3012BK3</b>	<b>HFCH3024BK3</b>	<b>HFCH3048BK3</b>	<b>HFCH3072BK3</b>
50μm OM4 Multimode	<b>HFCH3006BK4</b>	<b>HFCH3012BK4</b>	<b>HFCH3024BK4</b>	<b>HFCH3048BK4</b>	<b>HFCH3072BK4</b>
9μm OS2 Singlemode	<b>HFCH3006BKS</b>	<b>HFCH3012BKS</b>	<b>HFCH3024BKS</b>	<b>HFCH3048BKS</b>	<b>HFCH3072BKS</b>

	96-Strand	144-Strand
9μm OS2 Singlemode	<b>HFCH3096BKS</b>	<b>HFCH3144BKS</b>



Outdoor Loose Tube Armored  
HFCH4096BKS



Outdoor Armored Double Jacket  
HFCH5096BKS

## Hubbell Branded Outdoor Armored Fiber Cable

Polyethylene jacket, non-rated

	Fiber Count				
	6-Strand	12-Strand	24-Strand	48-Strand	72-Strand
50µm OM3 Multimode	<b>HFCH4006BK3</b>	<b>HFCH4012BK3</b>	<b>HFCH4024BK3</b>	<b>HFCH4048BK3</b>	<b>HFCH4072BK3</b>
50µm OM4 Multimode	<b>HFCH4006BK4</b>	<b>HFCH4012BK4</b>	<b>HFCH4024BK4</b>	<b>HFCH4048BK4</b>	<b>HFCH4072BK4</b>
9µm OS2 Singlemode	<b>HFCH4006BKS</b>	<b>HFCH4012BKS</b>	<b>HFCH4024BKS</b>	<b>HFCH4048BKS</b>	<b>HFCH4072BKS</b>
	96-Strand	144-Strand			
9µm OS2 Singlemode	<b>HFCH4096BKS</b>	<b>HFCH4144BKS</b>			

## Hubbell Branded Outdoor Armored Double Jacket Fiber Cable

Polyethylene jacket, non-rated

	Fiber Count				
	6-Strand	12-Strand	24-Strand	48-Strand	72-Strand
50µm OM3 Multimode	<b>HFCH5006BK3</b>	<b>HFCH5012BK3</b>	<b>HFCH5024BK3</b>	<b>HFCH5048BK3</b>	<b>HFCH5072BK3</b>
50µm OM4 Multimode	<b>HFCH5006BK4</b>	<b>HFCH5012BK4</b>	<b>HFCH5024BK4</b>	<b>HFCH5048BK4</b>	<b>HFCH5072BK4</b>
9µm OS2 Singlemode	<b>HFCH5006BKS</b>	<b>HFCH5012BKS</b>	<b>HFCH5024BKS</b>	<b>HFCH5048BKS</b>	<b>HFCH5072BKS</b>
	96-Strand	144-Strand			
9µm OS2 Singlemode	<b>HFCH5096BKS</b>	<b>HFCH5144BKS</b>			



## FIBER | Enclosures

Hubbell premium quality fiber enclosures support a wide range of interconnect applications, from data centers to building backbone, horizontal and entrance facilities. This section features Hubbell enhanced FCR Series enclosures, designed based on customer input to maximize utility and ease of installation. The high density FCRHD1U Series data center enclosures offer 144 LC ports in a one unit rack space for maximum density. Enclosures for U.S. government trade-agreement compliance are also available.







# FIBER | Enclosures

FCR HD Rack Mount Enclosure System .....	J3
FCR Rack Mount Enclosures.....	J4
FPR Rack Mount Enclosures .....	J5
FEUR Rack Mount Interconnect Shelves.....	J6
Rack Mount Splice Enclosures .....	J7
Wall Mount Enclosures .....	J8
OPNL Panels and FTR Trays.....	J9






Enclosure  
FCRHD1UBK



OM3 Cassette  
OCLCHD50G3



OM4 Cassette  
OCLCD50G4



OS2 Cassette  
OCLCHDSM

## High Density 144 Port 1U Enclosures

Max LC port capacity: 144

Height In (mm)	Width In (mm)	Depth In (mm)	Color	Catalog No.
1.75" (44)	17" (432)	17" (432)	Black	<b>FCRHD1UBK</b>
			Gray	<b>FCRHD1UGY</b>

## Ultra Compact LC to MPO Cassettes, 12-Fiber

Type A polarity, max 1U density: 144 LC ports (12 cassettes)

Height In (mm)	Width In (mm)	Depth In (mm)	Fiber Type	Color	Catalog No.
0.5" (13)	3.5" (89)	5.2" (132)	OM3	Aqua	<b>OCLCHD50G3</b>
			OM4	Aqua	<b>OCLCHD50G4</b>
			OS2	Blue	<b>OCLCHDSM</b>
			OM4	Violet	<b>OCLCHD50G4VI</b>



### Specifications

- 16 gauge cold rolled steel
- Black powder coated

### Standards

- EIA/ECA-310-G
- TIA-569-D



Rack Mount  
FCR2U6SP



Vertical Panel Mount  
FCR4U12SPV



Label Kit  
LBLKTFCR2U12



Splice Tray  
STRAY12F

## Enhanced Rack Mount Enclosures

Rack Units	Height In (mm)	Width In (mm)	Depth In (mm)	FSP Panel Capacity	Splice Tray Capacity	Max LC Port Capacity	Standard Catalog No.	Locking Catalog No.
1	1.75" (44)	17" (432)	17" (432)	3	2	72	<b>FCR1U3SP</b>	<b>FCR1U3SPL</b>
2	3.5" (89)	17" (432)	17" (432)	6	6	144	<b>FCR2U6SP</b>	<b>FCR2U6SPL</b>
2	3.5" (89)	17" (432)	17" (432)	9	6	216	<b>FCR2U9SP</b>	<b>FCR2U9SPL</b>
3	5.25" (133)	17" (432)	17" (432)	12	12	288	<b>FCR3U12SP</b>	<b>FCR3U12SPL</b>
4	7.00" (178)	17" (432)	17" (432)	15	16	360	<b>FCR4U15SP</b>	<b>FCR4U15SPL</b>

Note: Locking versions assembled to order.  
FCR2U9SP does not accept Plug-n-Play OC Series cassettes.

## Enhanced Rack Mount Enclosure, Vertical Panel Mounting

Rack Units	Height In (mm)	Width In (mm)	Depth In (mm)	FSP Panel Capacity	Splice Tray Capacity	Max LC Port Capacity	Standard Catalog No.	Locking Catalog No.
4	7.00" (178)	17" (432)	17" (432)	12	16	288	<b>FCR4U12SPV</b>	<b>FCR4U12SPVL</b>

## NAFTA Series Rack Mounted Enclosures

Rack Units	Height In (mm)	Width In (mm)	Depth In (mm)	FSP Panel Capacity	Splice Tray Capacity	Max LC Port Capacity	Catalog No.
1	1.75" (44)	17" (432)	17" (432)	3	2	72	<b>FCR1U3SPNA</b>
2	3.5" (89)	17" (432)	17" (432)	6	6	144	<b>FCR2U6SPNA</b>
2	3.5" (89)	17" (432)	17" (432)	9	6	216	<b>FCR2U9SPNA</b>
3	5.25" (133)	17" (432)	17" (432)	12	12	288	<b>FCR3U12SPNA</b>
4	7.00" (178)	17" (432)	17" (432)	15	16	360	<b>FCR4U15SPNA</b>

Note: All NAFTA versions supplied with lock.  
FCR2U9SPNA does not accept Plug-n-Play OC Series cassettes.

## Accessories

Description	Catalog No.
Label kit, 1U, with mounting clip, 12-pack	<b>LBLKTFCR1U12</b>
Label kit, 2U, with mounting clip, 12-pack	<b>LBLKTFCR2U12</b>
Label kit, 3U/4U, with mounting clip, 12-pack	<b>LBLKTFCR34U12</b>
Cable management kit, bend radius clip, 4-pack	<b>FBRMGTCPLK4</b>
Label mounting clip, 12-pack	<b>LBLCLPFCR12</b>
Splice tray, 12 fusion splice	<b>STRAY12F</b>
Splice tray, 24 fusion splice	<b>STRAY24F</b>



Pre-Punched, ST, 12-Port  
Loaded  
FPR012STM



Pre-Punched, SC,  
Unloaded  
FPR012SCX



Pre-Punched, ST, 24-Port  
Unloaded  
FPR024SCX



Pre-Punched, FSP,  
Loaded  
FPR3SP

## Pre-Punched Enclosures

### Loaded

Rack Units	Height Inches (mm)	Width Inches (mm)	Depth Inches (mm)	Connector Type	Port Capacity	No. of Adapters	Catalog No.
1	1.75" (44)	17" (432)	11" (279)	ST-style	12	12	<b>FPR012STM</b>
					24	24	<b>FPR024STM</b>
				SC duplex	12	6	<b>FPR012SCM</b>
					24	12	<b>FPR024SCM</b>

### Unloaded

1	1.75" (44)	17" (432)	11" (279)	SC duplex	12	6	<b>FPR012SCX</b>
					24	12	<b>FPR024SCX</b>

Note: Contact Hubbell Premise Wiring for other configurations, custom made to order. See page G7 for screw-mount SC duplex and LC quad adapters.

## Pre-Punched Enclosures, FSP Panel Style

### Unloaded

Rack Units	Height Inches (mm)	Width Inches (mm)	Depth Inches (mm)	Panel Capacity	Maximum LC Port Capacity	Catalog No.
1	1.75" (44)	17" (432)	11" (279)	3	72	<b>FPR3SP</b> <b>FPR3SPNA*</b>

\*NAFTA version  
See pages G10-11 for FSP adapter panels.

## Cable Management Brackets

Fits all FPR series panels

Description	Catalog No.
Protective bracket/cable management bar	<b>FPRBRKT1</b>

## Accessories

Description	Catalog No.
Splice tray, 12 fusion splice	<b>STRAY12F</b>
Splice tray, 24 fusion splice	<b>STRAY24F</b>
Cable management kit, bend radius clip, 4-pack	<b>FBRMGTCPLK4</b>
Fiber management spool kit	<b>OFSPPOOLPK2</b>



### Specifications

- 16 gauge cold rolled steel
- Black powder coated

### Standards

- EIA/ECA-310-E
- TIA-569-D



LC Duplex MM, Loaded  
FEUR24LCDOM3



ST MM, Loaded  
FEUR24STM



SC Duplex MM, Loaded  
FEUR24SCM



FSP Adapter Panel, Unloaded  
FEURFSPD

## Fiber Interconnection Shelves

**Loaded**, includes (2) fiber management spools and (1) splice holder

Adapter Type	Height Inches (mm)	Width Inches (mm)	Depth Inches (mm)	Port Capacity	No. of Adapters	Adapter Color	Catalog No.
LC duplex; MM	1.75" (44)	17" (432)	8.6" (218)	12	6	Beige	<b>FEUR12LCDM</b>
				24	12	Beige	<b>FEUR24LCDM</b>
				48	24	Beige	<b>FEUR48LCDM</b>
				12	6	Aqua	<b>FEUR12LCDOM3</b>
				24	12	Aqua	<b>FEUR24LCDOM3</b>
				48	24	Aqua	<b>FEUR48LCDOM3</b>
LC duplex; SM	1.75" (44)	17" (432)	8.6" (218)	12	6	Blue	<b>FEUR12LCDSM</b>
				24	12	Blue	<b>FEUR24LCDSM</b>
				48	24	Blue	<b>FEUR48LCDSM</b>
ST; MM	1.75" (44)	17" (432)	8.6" (218)	12	12	Nickel	<b>FEUR12STM</b>
				24	24	Nickel	<b>FEUR24STM</b>
SC duplex; MM	1.75" (44)	17" (432)	8.6" (218)	12	6	Beige	<b>FEUR12SCM</b>
				24	12	Beige	<b>FEUR24SCM</b>
				48	24	Beige	<b>FEUR48SCM</b>
				12	6	Aqua	<b>FEUR12SCOM3</b>
				24	12	Aqua	<b>FEUR24SCOM3</b>
				48	24	Aqua	<b>FEUR48SCOM3</b>
SC duplex; SM	1.75" (44)	17" (432)	8.6" (218)	12	6	Blue	<b>FEUR12SCSM</b>
				24	12	Blue	<b>FEUR24SCSM</b>
				48	24	Blue	<b>FEUR48SCSM</b>

Note: Contact Hubbell Premise Wiring for additional configurations.

### Unloaded

Adapter Type	Height Inches (mm)	Width Inches (mm)	Depth Inches (mm)	Maximum LC Port Capacity	Rack Units	Catalog No.
FSP adapter panel	1.75" (44)	17" (432)	8.6" (218)	72	1	<b>FEURFSPD</b>

See pages G10-11 for FSP adapter panels.

### Accessories

Description	Catalog No.
Fiber management spool kit	<b>OFSPOLPK2</b>
24F splice tray, plastic	<b>OFSPLKT24F</b>



Door Open  
FSR350SE



Door Closed  
FSR350SE

### Specifications

- 16 gauge cold rolled steel
- Black powder coated

### Standards

- EIA/ECA-310-E
- TIA-569-D



Splice Enclosure  
FSS01S



Splice Trays  
STRAY24F  
STRAY12F



Fusion Splice Protection Sleeves  
FSHST401025  
FRSHST401025

## Splice Enclosures and Hinged Rack Mount Splice Shelves

Rack Units	Height Inches (mm)	Width Inches (mm)	Depth Inches (mm)	Splice Tray Capacity	Catalog No.
1	1.75" (44)	17" (432)	11" (279)	2	<b>FSS01S</b>
2	3.5" (89)	17" (432)	11" (279)	6	<b>FCR350SE</b> <b>FSS02S</b>

Note: Splice trays not included.

## Splice Trays

No. of Fibers	Height Inches (mm)	Width Inches (mm)	Length Inches (mm)	Type	Catalog No.
12	0.4" (10)	5" (127)	7" (178)	Fusion	<b>STRAY12F</b>
				Mechanical	<b>STRAY12M</b>
24	0.4" (10)	5" (127)	10" (254)	Fusion	<b>STRAY24F</b>
				Mechanical	<b>STRAY24M</b>
144	0.4" (10)	5" (127)	10" (254)	(12X12 Ribbon)	<b>STRAY12RFS</b>
				(12X12 Ribbon, Deep)	<b>STRAY12RFS DP</b>

## Fusion Splice Protection Sleeves

25-pack

Fiber Type	Sleeve Length Inches (mm)	Cleave Length Inches (mm)	Sleeve Diameter After Shrink Inches (mm)	Catalog No.
Single, up to 900 $\mu$ m coating	1.6" (40)	.4" (10)	0.12" (3.1)	<b>FSHST401025</b>
12-fiber ribbon	1.6" (40)	.4" (10)	0.18" (4.5)	<b>FRSHST401025</b>



Double Door, Standard  
FCW4SP

### Specifications

- 16 gauge cold rolled steel
- Black powder coated
- Accepts FSP Series panels

### Standards

- EIA/ECA-310-E
- TIA-569-D



Double Door, NAFTA  
FCW4SPRDGSA



Double Door, Standard  
FCW12SP



Single Door  
FTU4SP



Lock Kit  
FLOCK1

## Wall Mount Enclosures, Double Door

### Standard versions

FSP Adapter Panel Capacity	Height Inches (mm)	Width Inches (mm)	Depth Inches (mm)	Enclosure Color	Splice Tray Capacity	Catalog No.
4	12" (305)	14" (356)	3.25" (83)	Black	(2) 7" (178)	<b>FCW4SP</b>
12	16" (406)	14" (356)	6.50" (165)	Black	(4) 10" (254)	<b>FCW12SP</b>

### NAFTA versions

4	12" (305)	14" (356)	3.25" (83)	Black	(2) 7" (178)	<b>FCW4SPNA</b>
4	12" (305)	14" (356)	3.25" (83)	Red*	(2) 7" (178)	<b>FCW4SPRDGSA</b>
12	16" (406)	14" (356)	6.50" (165)	Black	(4) 10" (254)	<b>FCW12SPNA</b>

\*Custom colors may be quoted to order. Minimum order quantity and lead time applies.

Note: For user's side, order optional lock kit separately (see below).

Only FCW12 Series will accept OC Series cassettes.

## Wall Mount Enclosures, Single Door

FSP Adapter Panel Capacity	Height Inches (mm)	Width Inches (mm)	Depth Inches (mm)	Splice Tray Capacity	Catalog No.
1	5.75" (146)	9.2" (234)	2.5" (64)	0	<b>FTU1SP</b>
2	8.5" (216)	10.6" (269)	2.5" (64)	0	<b>FTU2SP</b>
4	11" (279)	13.6" (345)	2.5" (64)	(2) 7" (178)	<b>FTU4SP</b>

Note: For user's side, order optional lock kit separately (see below).

FTU Series enclosures do not accept OC Series cassettes.

## Optional Lock Kits

Description	Catalog No.
Lock kit for cabinets keyed the same as the FCW technician side	<b>FLOCK1</b>
Lock kit for cabinets keyed differently than the FCW technician side	<b>FLOCK2</b>



1U, 3 FSP Panels or  
3 OC Cassettes  
OFPNL1U3SP



1U, 3 FSP Panels or  
3 OC Cassettes  
FTR175SP



1U, FTR Front Cover  
FTR175FCVR



1U, FTR Rear Cover  
FTR175RCVR

### FTR Series Open Cabling Interconnect Trays, 19" Rack Mount

Rack Units	Height Inches (mm)	Width Inches (mm)	Depth Inches (mm)	FSP Panel Capacity	Splice Tray Capacity	Max LC Port Capacity	Catalog No.
1	1.75" (44)	17" (432)	12" (305)	3	2	72	<b>FTR175SP</b>

Note: Compatible with FSP Series panels and OC Series cassettes

### LEXAN® Covers for FTR Series Interconnect Trays

For FTR175SP, smoke tint

Description	Catalog No.
Front cover	<b>FTR175FCVR</b>
Rear cover	<b>FTR175RCVR</b>

### OFPNL Series Open Cabling Interconnect Panels, 19" Rack Mount

Rack Units	Height Inches (mm)	Width Inches (mm)	FSP Panel Capacity	Max LC Port Capacity	Catalog No.
1	1.75" (44)	17" (432)	3	72	<b>OFPNL1U3SP</b>
1	1.75" (44)	17" (432)	2	48	<b>OFPNL1U2SP</b>

Note: Compatible with FSP Series panels and OC Series cassettes

LEXAN is a registered trademark of General Electric Company.





## METAL | Racks

Hubbell's relay racks, server frames and iFRAME® systems are the first step to a strong foundation that meets future technology needs. These items provide access and support to cabling infrastructure while allowing ease for future moves, adds and changes.





## METAL | Racks

Standard Relay Racks .....	K3
Relay Racks and Server Frames .....	K4
Deep Relay Racks.....	K5
Relay Rack Accessories .....	K6
iFRAME® Columns .....	K7
iFRAME® Accessories.....	K8





Standard Relay Rack  
HPW84RR19



Standard Relay Rack  
HPW84RR19



### Specifications

- Rack material: extruded aluminum
- Black powder coated or mill finish
- Weight capacity: 1,000lb bolted to floor; 500lb unsecured
- Supports 19" EIA wide rack-mount equipment
- #12-24 threaded holes
- Rack unit numbered

### Standards

- UL 1863
- EIA/ECA-310-E Universal Mounting Pattern

## 3" Deep Relay Racks

Black, Each rack unit numbered

Rack Units	External Height Inches (mm)	Mounting Width Inches (mm)	External Width Inches (mm)	Rail Depth Inches (mm)	Black Catalog No.	Mill Finish Catalog No.
24	47" (1194)	19" (483)	20" (514)	3" (76)	<b>HPW48RR19</b>	<b>HPW48RR19ML</b>
36	67" (1702)	19" (483)	20" (514)	3" (76)	<b>HPW66RR19</b>	<b>HPW66RR19ML</b>
45	84" (2134)	19" (483)	20" (514)	3" (76)	<b>HPW84RR19</b>	<b>HPW84RR19ML</b>
		23" (584)	24" (607)	3" (76)	<b>HPW84RR23</b>	-
48	89" (2261)	19" (483)	20" (514)	3" (76)	<b>HPW90RR19</b>	-
51	95" (2413)	19" (483)	20" (514)	3" (76)	<b>HPW96RR19</b>	-



Rack with Vertical Cable Managers  
CS1976H



Z-Channel Manager,  
Hinged

### Specifications

- Rack material: extruded aluminum
- Black powder coated
- Weight capacity: 1,000lb bolted to floor; 500lb unsecured
- Supports 19" EIA wide rack-mount equipment
- #12-24 threaded holes
- Rack unit numbered

### Standards

- UL 1863
- EIA/ECA-310-E Universal Mounting Pattern

## 3" Deep Relay Racks with Cable Managers

Black; includes (2) vertical cable managers

Rack Units	External Height Inches (mm)	External Width Inches (mm)	Rail Depth Inches (mm)	Z Width Inches (mm)	Cover Style	Catalog No.
45	84" (2134)	19" (483)	3" (76)	3" (152)	Hinged	<b>CS1973H</b>
					Clip On	<b>CS1973</b>
				6" (152)	Hinged	<b>CS1976H</b>
					Clip On	<b>CS1976</b>



Deep Relay Rack  
HPW84RR19D



Deep Relay Rack  
HPW84RR19D

### Specifications



- Rack material: 0.125" aluminum
- Black powder coated
- Weight capacity: 1,000lb bolted to floor; 500lb unsecured
- Supports 19" EIA wide rack-mount equipment
- #12-24 threaded holes
- Rack unit numbered

### Standards

- UL 1863
- EIA/ECA-310-E Universal Mounting Pattern

## 6" Deep Relay Rack

Black

Rack Units	External Height Inches (mm)	Mounting Width Inches (mm)	External Width Inches (mm)	Rail Depth Inches (mm)	Catalog No.
45	84" (2134)	19" (483)	20" (514)	6" (152)	<b>HPW84RR19D</b>



Relay Rack, Angled  
SF8419xx



Relay Rack, Angled  
SF8419xx

### Specifications

- Rack material: 12 gauge steel
- Black powder coated
- Rack unit identified
- Weight capacity: 2,000lb

### Standards

- EIA/ECA-310-E Universal Mounting Pattern

## 4-Post, 19" Relay Rack

Black

Rack Units	External Height Inches (mm)	Mounting Width Inches (mm)	External Width Inches (mm)	Depth Inches (mm)	Hole Type	Catalog No.
45	84" (2134)	19" (483)	20" (514)	24" (610)	#12-24 Threaded	<b>SF841924T</b>
				29" (742)	#12-24 Threaded	<b>SF841929T</b>
				36" (914)	#12-24 Threaded	<b>SF841936T</b>
				42" (1067)	#12-24 Threaded	<b>SF841942T</b>
				48" (1219)	#12-24 Threaded	<b>SF841948T</b>
				24" (610)	M6 Cage Nut	<b>SF841924</b>
				29" (742)	M6 Cage Nut	<b>SF841929</b>
				36" (914)	M6 Cage Nut	<b>SF841936</b>
				42" (1067)	M6 Cage Nut	<b>SF841942</b>
				48" (1219)	M6 Cage Nut	<b>SF841948</b>



Extra Deep Relay Rack  
HHR45U10



Extra Deep Relay Rack,  
Top View



### Specifications

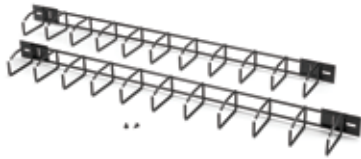
- Rack material: 0.125" aluminum
- Top plate material: 14 gauge steel
- Black powder coated
- Weight capacity: 2,500lb
- Supports 19" EIA wide rack-mount equipment
- #12-24 threaded holes
- Fast assembly

### Standards

- UL 1863
- EIA/ECA-310-E Universal Mounting Pattern

## Extra Deep Relay Rack

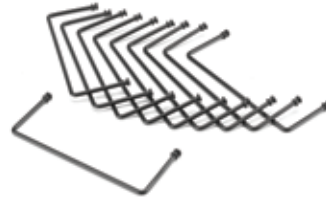
Black						
Rack Units	External Height Inches (mm)	Mounting Width Inches (mm)	External Width Inches (mm)	Depth Inches (mm)	Hole Type	Catalog No.
45	86" (2184)	19" (483)	24" (622)	10" (254)	#12-24 Threaded	<b>HHR45U10</b>
				16" (406)	#12-24 Threaded	<b>HHR45U16</b>



Wire Manager  
VC8024



Wire Manager  
VC8024



Wire Gates  
VCW1010



Wire Gates  
Installed

## Vertical Wire Cable Managers

Steel wire 0.225 diameter, black powder coated, (2) push pins

Length Inches (mm)	Width Inches (mm)	Depth Inches (mm)	Qty	Catalog No.
40" (1016)	2" (51)	4" (102)	2	<b>VC8024</b>

## Wire Gate Cable Managers

Steel wire 0.225 diameter, black powder coated

Length Inches (mm)	Width Inches (mm)	Qty	Catalog No.
10" (254)	2" (51)	10	<b>VCW1010</b>
16" (406)	2" (51)	10	<b>VCW1610</b>



Cantilevered  
MCCCS19



Cantilevered  
MCCCS19HD



Center Weighted  
MCCCS19



Rack Label Kit  
RRLABEL



Filler Panel  
MCCBP700

## Equipment Shelves

Stationary shelf, 16 gauge, #12-24 mounting hardware

Type	Height Inches (mm)	Width Inches (mm)	Depth Inches (mm)	Load (lb)	Shelf	Catalog No.
Cantilevered	3.5" (89)	17" (432)	14" (356)	50	Solid	<b>MCCCS19</b>
					Perforated	<b>MCCCS19P</b>
Center-weighted	7" (178)	19" (483)	20" (508)	200	Solid	<b>MCCCS19HD</b>
					Solid	<b>MCCCS19</b>

## 19" Filler Panels

Black, includes (1) panel and (4) HPW screws

Rack Units	Height Inches (mm)	Flat Catalog No.	Angled Catalog No.
1	1.75" (44)	<b>MCCBP175</b>	<b>ABP175</b>
2	3.50" (89)	<b>MCCBP350</b>	<b>ABP350</b>
4	7.00" (178)	<b>MCCBP700</b>	-

## Relay Rack Isolation Pads

Polyester fiberglass pad for isolating relay racks from cement floor, includes (4) isolating bushings for bolts and (4) cement anchors

Type	Works for Relay Rack Models	Catalog No.
1-piece	HPWxxRR19	<b>HRRP3</b>
2-piece	HPW84RR19D, SF8419xx	<b>HRRP</b>
4-piece	HHRxxx, HPW84RR23	<b>HRRPW</b>

## Cement Anchoring Bolts

Galvanized anchor bolts for securing relay racks to cement floor

Length Inches (mm)	Diameter Inches (mm)	Qty	Catalog No.
3.75"	3/8"	4	<b>HPWRA</b>

## Rack Label Kit

Includes (3) self-adhesive strips, black label with white lettering (numbers 01 through 60)

Height Inches (mm)	Width Inches (mm)	Catalog No.
35" (889)	0.25" (6)	<b>RRLABEL</b>

## Extender Brackets, 23"

Black, includes (2) brackets and (1) mounting hardware kit, converts 23" rack mount space to 19"

Length Inches (mm)	Catalog No.
23" (584)	<b>BREXTB235</b>



Column (Door Open, Closed)  
IS7

4-Post  
IS7 with ISK4P



**Specifications**

- 14 gauge cold-rolled steel
- Rails tapped #12-24
- Static load capacity: 1,400lb per column
- Black powder coated
- Configurable

**Standards**

- UL 1863 Listed
- EIA/ECA-310-E Universal Mounting Pattern

**iFRAME® Columns**

Includes (1) iFRAME® column weldment, (1) bottom alignment installation aid and (1) iFRAME top plate floor template, (1) full height front cover with (4) heavy-duty floor anchor washers dual-acting hinges and (2) dual-acting front cover hinges (not included in IS7E), (20) #12-24 x 5/8" dog point machine screws and washers or M6 cage nuts with screws, (4) 4" gates (Catalog No. VCG4), (50) snap-in-place cable routing spools, and (1) assembly hardware kit

Rack Units	Height Inches (mm)	Width Inches (mm)	Channel Depth Inches (mm)	Total Depth Inches (mm)	Hole Type	Top Plate and Spacer	Catalog No.
45	84" (2134)	5" (127)	10.1" (257)	14.2" (361)	#12-24	Included	<b>IS7</b>
					M6 Cage Nut	Included	<b>IS7M6</b>

**End of Row**

Rack Units	Height Inches (mm)	Width Inches (mm)	Channel Depth Inches (mm)	Total Depth Inches (mm)	Hole Type	Top Plate and Spacer	Catalog No.
45	84" (2134)	5" (127)	10.1" (257)	14.2" (361)	#12-24	-	<b>IS7E</b>

**12" Raised Floor Applications**

Rack Units	Height Inches (mm)	Width Inches (mm)	Channel Depth Inches (mm)	Total Depth Inches (mm)	Hole Type	Top Plate and Spacer	Catalog No.
45	96" (2446)	5" (127)	10.1" (257)	14.2" (361)	M6 Cage Nut	Included	<b>IS7RFM6</b>

**High Capacity**

Rack Units	Height Inches (mm)	Width Inches (mm)	Channel Depth Inches (mm)	Total Depth Inches (mm)	Hole Type	Top Plate and Spacer	Catalog No.
45	84" (2134)	7" (178)	12.1" (307)	17.6" (447)	#12-24	Included	<b>IS70718</b>
		8.5" (216)	14.1" (358)	20.1" (511)	#12-24	Included	<b>IS70920</b>



Spool  
ICKSS



Power Kit  
ICKP20



4-Post Rack Kit  
ISK4P

### Cable Management Spools

Color	Description Inches (mm)	Qty	Catalog No.
Black	3" (76)	50	<b>ICKSS</b>
	6" (152)	50	<b>ICKSS6</b>
	9" (229)	50	<b>ICKSS9</b>

### Top Ladder Rack

Color	Ladder Dimensions Inches (mm)	Stringer Dimensions Inches (mm)	Catalog No.
Black	2" H x 12" W (51 x 305)	1 1/2" x 3/8" (38 x 10)	<b>ICKL</b>

### Category 6A Rear Cable Management Kit

Includes 12"W x 6'L ladder rack sticks (Catalog No. HLS0612B), 12"W x 24"L iFRAME top ladder, 27"W x 24"L iFRAME top ladder, wall mounting kit (Catalog No. HLX0612), T-splice kit (Catalog No. HLTK) and mounting brackets

iFRAME® Width Inches (mm)	Catalog No.
5" (127)	<b>ICKC</b>
7" (178)	<b>ICKCL7</b>
8.5" (216)	<b>ICKCL9</b>

### iFRAME® Power Kits

Includes 4" square work box, 20A receptacle L5-20R TWIST-LOCK®, face plate, assembly hardware kit

Description	Receptacle Color	Receptacle	Catalog No.
Standard	Black	HBL2310	<b>ICKP20</b>
Isolated ground	Orange	IG2310	<b>ICKP20IG</b>

### Spacer Kit, 23"

Includes top for 23" column spacing and bottom for 23" column spacing

Color	Catalog No.
Black	<b>ICK23</b>

### 4-Post Rack Kit

Includes adjustable brackets (for spacing columns front to rear) and assembly hardware kit

Description	iFRAME Width Inches (mm)	Catalog No.
For 27" to 39" equipment mounting depth	5" (127)	<b>ISK4P</b>
	7" (178)	<b>ISK4P7</b>
	8.5" (216)	<b>ISK4P9</b>

### Power Strip Mounting Brackets for 5" Wide iFRAME® Columns

Includes mounting brackets and assembly hardware kit

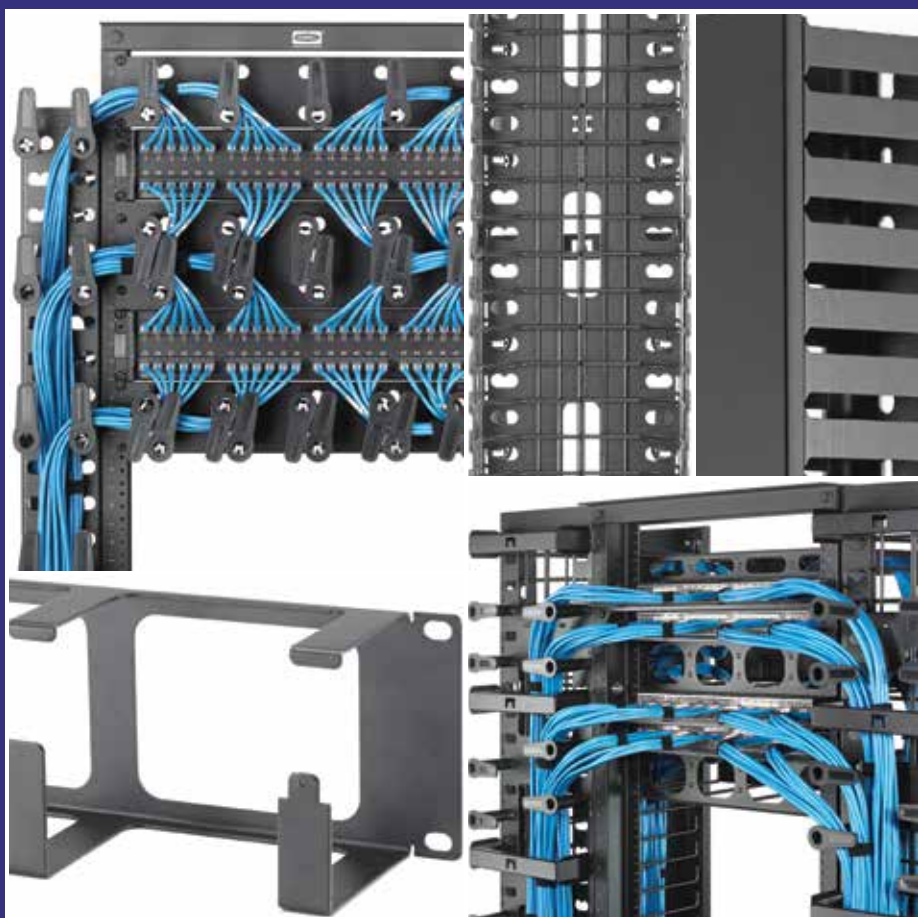
Description	Catalog No.
Mounting Brackets	<b>ICKPM</b>





## METAL | Cable Management

The four series of Hubbell cable management products were designed to meet the varying capacity challenges in data centers and telecommunication rooms. From low capacity efficient models, to high capacity models with many options, Hubbell cable management products support all types of cable routing.





# METAL | Cable Management

M Series Cable Management.....	L3
S Series Cable Management.....	L5
SS Series Cable Management.....	L7
SD Series Cable Management.....	L8
Cable Fasteners.....	L9
Rail Mounted.....	L10



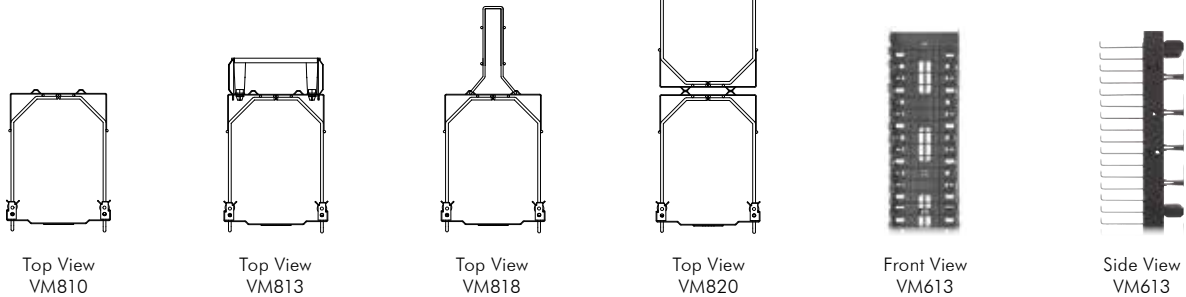
M Series shown with covers

**Specifications**

- 14 gauge cold rolled steel
- Dual hinge door with positive latch
- 0.225" steel rod diameter supports
- Black powder coated

**Installation**

- Single column design
- Installer configured rear options
- For flush mount, use HMx7x with VM vertical cable managers



Top View VM810

Top View VM813

Top View VM818

Top View VM820

Front View VM613

Side View VM613

**Vertical Cable Management**

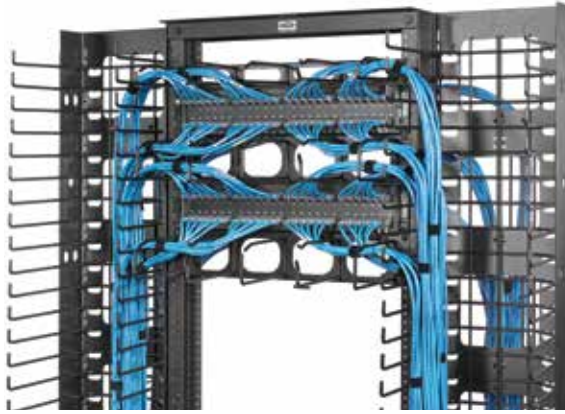
Width Inches (mm)	Height Inches (mm)	Front Depth Inches (mm)	Rear Depth Inches (mm)	Gates Included	3" Spools Included	Rear Cage	Catalog No.
6" (152)	84" (2134)	10" (254)	-	-	-	-	<b>VM610</b>
8" (203)	84" (2134)	10" (254)	-	-	-	-	<b>VM810</b>
10" (254)	84" (2134)	10" (254)	-	-	-	-	<b>VM1010</b>
12" (305)	84" (2134)	10" (254)	-	-	-	-	<b>VM1210</b>
6" (152)	84" (2134)	10" (254)	3" (76)	4	20	-	<b>VM613</b>
8" (203)	84" (2134)	10" (254)	3" (76)	4	20	-	<b>VM813</b>
10" (254)	84" (2134)	10" (254)	3" (76)	4	20	-	<b>VM1013</b>
12" (305)	84" (2134)	10" (254)	3" (76)	4	20	-	<b>VM1213</b>
6" (152)	84" (2134)	10" (254)	3" (76)	-	-	1	<b>VM618</b>
8" (203)	84" (2134)	10" (254)	3" (76)	-	-	1	<b>VM818</b>
10" (254)	84" (2134)	10" (254)	8" (203)	-	-	1	<b>VM1018</b>
12" (305)	84" (2134)	10" (254)	8" (203)	-	-	1	<b>VM1218</b>
6" (152)	84" (2134)	10" (254)	10" (254)	-	-	-	<b>VM620</b>
8" (203)	84" (2134)	10" (254)	10" (254)	-	-	-	<b>VM820</b>
10" (254)	84" (2134)	10" (254)	10" (254)	-	-	-	<b>VM1020</b>
12" (305)	84" (2134)	10" (254)	10" (254)	-	-	-	<b>VM1220</b>

**Accessories**

Description	Qty	Catalog No.
Rear cage	1	<b>VMR47</b>
Power strip bracket	1	<b>VMRB</b>

**Cable Management Gates**

Width	Qty	Catalog No.
6" (152)	16	<b>VCG6</b>
8" (203)	4	<b>VCG8</b>
10" (254)	4	<b>VCG10</b>
12" (305)	4	<b>VCG12</b>



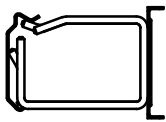
M Series shown without covers

### Specifications


- 0.225" steel rod diameter supports
- Black powder coated

### Installation

- Cable radius pass-through holes
- Hinged cover can be removed
- For flush mount, use HMx7x with VM vertical cable managers



Side View  
HM24C



Side View  
HM27C



Front  
HM277C



ICKSS

## Horizontal Cable Management

Height (RU)	Front Extension	Rear Extension	Cover	Catalog No.
1	7" (178)	–	Included	<b>HM17C</b>
2	7" (178)	–	Included	<b>HM27C</b>
3	7" (178)	–	Included	<b>HM37C</b>
4	7" (178)	–	Included	<b>HM47C</b>
1	7" (178)	7" (178)	Included	<b>HM177C</b>
2	7" (178)	7" (178)	Included	<b>HM277C</b>
3	7" (178)	7" (178)	Included	<b>HM377C</b>
4	7" (178)	7" (178)	Included	<b>HM477C</b>
1	4" (102)	–	Included	<b>HM14C</b>
2	4" (102)	–	Included	<b>HM24C</b>
3	4" (102)	–	Included	<b>HM34C</b>
4	4" (102)	–	Included	<b>HM44C</b>
1	4" (102)	–	–	<b>HM14</b>
2	4" (102)	–	–	<b>HM24</b>
3	4" (102)	–	–	<b>HM34</b>
4	4" (102)	–	–	<b>HM44</b>

## Cable Management Spools

Color	Description Inches (mm)	Qty	Catalog No.
Black	3" (76)	50	<b>ICKSS</b>
	6" (152)	50	<b>ICKSS6</b>
	9" (229)	50	<b>ICKSS9</b>

## Horizontal Cover Only

Height (RU)	Catalog No.
1	<b>HM1C</b>
2	<b>HM2C</b>
3	<b>HM3C</b>
4	<b>HM4C</b>



S Series shown with covers

**Specifications**

- 14 gauge cold rolled steel
- Black powder coated
- Magnetic latching
- Hinged or lift-off covers

**Installation**

- Pass-through holes for cables
- Covers lift off



Spool  
ICKSS



Hinge Kit  
VCKH



C-Channel  
VS74



Z-Channel, Hinged  
VS76H



Vertical Cover  
VSC3

**Vertical Cable Management**

Front Spool Depth Inches (mm)	Channel Depth Inches (mm)	Rear Spool Depth Inches (mm)	Number of Spools	Width Inches (mm)	Channel Type	Cover	Catalog No.
3" (76)	4" (102)	3" (76)	24	3" (76)	C-channel	–	<b>VS73</b>
				4" (102)	C-channel	–	<b>VS74</b>
				6" (152)	Z-channel	(2) lift-off	<b>VS76</b>
						(2) hinged	<b>VS76H</b>

**Vertical Covers**

Width Inches (mm)	Qty	Catalog No.
3" (76)	1	<b>VSC3</b>
4" (102)	1	<b>VSC4</b>
6" (152)	1	<b>VSC6</b>

**Gates**

Width Inches (mm)	Qty	Catalog No.
4" (102)	16	<b>VCG4</b>
6" (152)	16	<b>VCG6</b>

**Accessories**

Description	Qty	Catalog No.
3" spools	50	<b>ICKSS</b>
6" spools	50	<b>ICKSS6</b>
9" spools	50	<b>ICKSS9</b>
VS joining kit	1	<b>VCJK</b>
VS hinge kit	2	<b>VCKH</b>



S Series shown without covers

### Specifications

- 14 gauge cold rolled steel
- Hinged or lift-off cover
- Black powder coated

### Installation

- Two-piece vertical construction (VS7xx)
- Best fit with HSx3C



With Cover  
HS13C



Without Cover  
HS23



Relay Rack with Vertical  
Cable Managers  
CS1976

## Horizontal Cable Management

Height (RU)	Extension	Best Fit Vertical	Cover	Catalog No.
1	3" (76)	VS76xx, VS74xx	Without cover	<b>HS13</b>
			With cover	<b>HS13C</b>
2	3" (76)	VS76xx, VS74xx	Without cover	<b>HS23</b>
			With cover	<b>HS23C</b>

## Horizontal Cover Only

Height (RU)	Catalog No.
1	<b>HS1C</b>
2	<b>HS2C</b>

## 3" Deep Equipment Racks with Cable Managers

Black; includes (2) vertical cable managers

Rack Units	Height Inches (mm)	Width Inches (mm)	Rail Depth Inches (mm)	Z Depth Inches (mm)	Cover Style	Catalog No.
45	84" (2134)	19" (483)	3" (76)	3" (152)	Hinged	<b>CS1973H</b>
					Clip On	<b>CS1973</b>
				6" (152)	Hinged	<b>CS1976H</b>
					Clip On	<b>CS1976</b>



SS Series,  
front, shown without covers



VSS43

**Specifications**

- 14 gauge metal channel
- Black painted

**Installation**

- Two-piece vertical construction
- Place cable routing spools as needed
- Tool free spool installation

**Vertical Cable Management**

Width Inches (mm)	Extension Inches (mm)	Number of Spools	Best Fit Horizontal	Catalog No.
4" (102)	3" (76)	20	HSSxx3	<b>VSS43</b>
4" (102)	6" (152)	20	HSSxx6	<b>VSS46</b>



SS Series, rear



HSS33

**Specifications**

- 14 gauge metal panel
- Black painted

**Installation**

- Tool free spool installation
- Place cable routing spools as needed

**Horizontal Cable Management**

RU	Extension Inches (mm)	Number of Spools	Best Fit Vertical	Catalog No.
2	3" (76)	5	VSSxx3	<b>HSS23</b>
	6" (152)	5	VSSxx6	<b>HSS26</b>
3	3" (76)	8	VSSxx3	<b>HSS33</b>
	6" (152)	8	VSSxx6	<b>HSS36</b>



SD Series  
shown with covers

VSD45

### Specifications

- Plastic duct
- Metal brackets 14 gauge cold rolled steel
- Snap-on covers

### Installation

- Two-piece vertical construction
- Covers included

## Vertical Cable Management

Width Inches (mm)	Extension Inches (mm)	Cover	Best Fit Horizontal	Catalog No.
4" (102)	5" (127)	Included	HSDxx3	<b>VSD45</b>



HSD13

### Specifications

- Plastic
- Covers included

### Installation

- Covers included
- Mounts directly to rail
- Remove fingers for cable access

## Horizontal Cable Management

RU	Extension Inches (mm)	Cover	Best Fit Vertical	Catalog No.
1	3" (76)	Included	VSD45	<b>HSD13</b>
2	3" (76)	Included	VSD45	<b>HSD23</b>





8" Cable Ties  
HPWCVFxx8



Bulk Spool  
HVFBK5600



Basic Fasteners  
MCCMV9xx10



Screw Mount  
MCCMV9OS10  
MCCMV9BS10

**VELCRO® Brand ONE-WRAP® Cable Ties**

Unit of measure: one 10-pack of straps

Length Inches (mm)	Max. Bundle Diameter Inches (mm)	Color	Catalog No.
8" (203)	2.5" (64)	Black	<b>HPWCVFBK8</b>
		Blue	<b>HPWCVFBL8</b>
		Orange	<b>HPWCVFOR8</b>
		Red	<b>HPWCVFRD8</b>
		Yellow	<b>HPWCVFYL8</b>

**Bulk VELCRO® Spool**

Width Inches (mm)	Length Feet (mm)	Unit of Measure	Catalog No.
1" (25)	10' (3048)	Cut to length	<b>HPWCVFBK120</b>
0.625" (16)	75' (22,860)	Cut to length	<b>HVFBK5875</b>
0.5" (13)	75' (22,860)	Cut to length	<b>HVFBK575</b>
0.5" (13)	75' (22,860)	Rip to length	<b>HVFBK575S</b>
0.5" (13)	600' (182,880)	Cut to length	<b>HVFBK5600</b>

**Basic VELCRO® Brand Fasteners**

Unit of measure: one 10-pack of straps

Length Inches (mm)	Max. Bundle Diameter Inches (mm)	Color	Catalog No.		
22" (559)	7.5" (191)	Black	<b>MCCMV22BK10</b>		
		Black	<b>MCCMV9BK10</b>		
		Blue	<b>MCCMV9BL10</b>		
		Orange	<b>MCCMV9OR10</b>		
		Pink	<b>MCCMV9PK10</b>		
		Red	<b>MCCMV9RD10</b>		
		Yellow	<b>MCCMV9YL10</b>		
		5" (127)	1.4" (36)	Black	<b>MCCMV5BK10</b>
				Blue	<b>MCCMV5BL10</b>
Orange	<b>MCCMV5OR10</b>				
Pink	<b>MCCMV5PK10</b>				
Red	<b>MCCMV5RD10</b>				
		Yellow	<b>MCCMV5YL10</b>		

**Screw-Mount, Reusable Cable Ties**

Unit of measure: one 10-pack of straps

Length Inches (mm)	Max. Bundle Diameter Inches (mm)	Color	Catalog No.
9" (229)	2.5" (64)	Black	<b>MCCMV9BS10</b>
		Orange	<b>MCCMV9OS10</b>

VELCRO® and ONE-WRAP® are registered trademarks of Velcro Industries B.V.



**Specifications**

- 16 gauge C.R.S.
- Black powder coated

**Installation**

- Telescopes to handle additional equipment
- Route cables through rear or top/bottom holes

**Security Device**

Height Min.	Height Max.	Depth Inches (mm)	Catalog No.
4 RU	6 RU	4" (102)	<b>HSE46</b>
7 RU	12 RU	12.7" (323)	<b>HSE712</b>



**Specifications**

- 14 gauge C.R.S.
- Black powder coated
- 200lb capacity

**Installation**

- Server arms extend in 0.5" increments
- M6 cage nut

**Server Bracket**

Height	Depth Min. Inches (mm)	Depth Max. Inches (mm)	Catalog No.
1 RU	9" (229)	15" (381)	<b>HSB115</b>
2 RU	9" (229)	15" (381)	<b>HSB215</b>



Basic Fasteners  
MCCPSR4



Vertical Rings  
MCCVMR2  
MCCVMR22

**Plastic Cable Management Rings**

Includes (4) rings

Description	Catalog No.
Non-adhesive	<b>MCCPSR4</b>
Adhesive	<b>MCCPSRA4</b>

**Vertical Rings**


Includes (2) vertical rings and (1) mounting kit

Description	Catalog No.
Bracket, one side	<b>MCCVMR2</b>
Bracket, between racks	<b>MCCVMR22</b>



## METAL | Ladder and Basket Tray


Hubbell Basket and Ladder Trays provide innovative, flexible, field-configurable cable management that give delivery systems enhanced capacity, proper support for bend radius and much more. Available for overhead and raised floor applications, Hubbell has a wire tray system to meet specific cable management requirements, saving labor, minimizing waste and reducing impact to the environment.





## METAL | Ladder and Basket Tray

Ladder Tray .....	M3
Ladder Tray Accessories.....	M4
Round Wire Basket Tray.....	M5
Flat Wire Basket Tray.....	M6
Under Floor Wire Basket Tray .....	M7
Accessories for Wire Basket Tray .....	M8
Splice Tool and Hardware; Cutting and Forming Fittings.....	M10



### Features

- Material: 16 gauge tubular steel
- Durable powder coat
- Stringer dimensions: 0.375" W x 1.5" H
- Rung spacing: 9.0"
- Weight capacity: 45lb/foot



Straight Section  
HLS0612G



Flat Turn 90°  
HLF1290G



Inside Radius 90°  
HLI1290G

### Straight Sections

Width Inches (mm)	6' (1829) Length	
	Black	Gray
6" (152)	<b>HLS0606B</b>	<b>HLS0606G</b>
12" (305)	<b>HLS0612B</b>	<b>HLS0612G</b>
18" (457)	<b>HLS0618B</b>	<b>HLS0618G</b>
24" (610)	<b>HLS0624B</b>	<b>HLS0624G</b>

Width Inches (mm)	10' (3048) Length	
	Black	Gray
6" (152)	<b>HLS1006B</b>	<b>HLS1006G</b>
12" (305)	<b>HLS1012B</b>	<b>HLS1012G</b>
18" (457)	<b>HLS1018B</b>	<b>HLS1018G</b>
24" (610)	<b>HLS1024B</b>	<b>HLS1024G</b>

Note: Width = outside to outside dimensions.

### 90° Turns

Width Inches (mm)	Inside Radius 90°	
	Black	Gray
6" (152)	<b>HLI0690B</b>	<b>HLI0690G</b>
12" (305)	<b>HLI1290B</b>	<b>HLI1290G</b>
18" (457)	<b>HLI1890B</b>	<b>HLI1890G</b>
24" (610)	<b>HLI2490B</b>	<b>HLI2490G</b>

Width Inches (mm)	Outside Radius 90°	
	Black	Gray
6" (152)	<b>HLO0690B</b>	<b>HLO0690G</b>
12" (305)	<b>HLO1290B</b>	<b>HLO1290G</b>
18" (457)	<b>HLO1890B</b>	<b>HLO1890G</b>
24" (610)	<b>HLO2490B</b>	<b>HLO2490G</b>

Width Inches (mm)	Flat Turns 90°	
	Black	Gray
6" (152)	<b>HLF0690B</b>	<b>HLF0690G</b>
12" (305)	<b>HLF1290B</b>	<b>HLF1290G</b>
18" (457)	<b>HLF1890B</b>	<b>HLF1890G</b>
24" (610)	<b>HLF2490B</b>	<b>HLF2490G</b>



Butt Splice Kit  
HLBSK



Swivel Splice Kit  
HLSSK



Mounting Kit  
HLMKP19D



Triangle Wall Support  
HLTSB12G

## Splice Kits

Description	Catalog No.
Butt splice kit, Black powder coat	<b>HLBSK</b>
Swivel splice kit, Black	<b>HLSSK</b>
T-junction splice kit	<b>HLTK</b>

## Cable Radius Drop

Ladder Width Inches (mm)	Actual Width Inches (mm)	Black Powder Coat
6" (152)	4.5" (114)	<b>HLCD06*</b>
12" (305)	10.75" (273)	<b>HLCD12</b>
18" (457)	16.75" (425)	<b>HLCD18</b>
Stringer	7.5" (191)	<b>HLCDS</b>

\*Can also be mounted on stringer.

## Ceiling Mounting Kit

Description	Catalog No.
Ceiling mounting kit with two 6' x 0.625Ø threaded rods	<b>HLCMK</b>
Brackets only	<b>HLCF</b>

## Vertical Wall Bracket

Description	Catalog No.
2 clips	<b>HLVWBK</b>

## Protective End Caps

Description	Catalog No.
2-pack, Black	<b>HLECPK2</b>

## J-Bolt Kit

Description	Catalog No.
2-pack, galvanized	<b>HLJB</b>

## Foot Kit

Description	Catalog No.
2-pack with splices, Black	<b>HLRF</b>

## Cable Retaining Fence Posts

Nominal Height Inches (mm)	Actual Height Inches (mm)	Black	Gray
6" (152)	8.3" (211)	<b>HLP06B</b>	<b>HLP06G</b>
8" (203)	10.4" (264)	<b>HLP08B</b>	<b>HLP08G</b>
10" (254)	12.4" (315)	<b>HLP10B</b>	<b>HLP10G</b>

## Triangle Wall Supports

Width Inches (mm)	Black	Gray
6" (152)	<b>HLTSB06B</b>	<b>HLTSB06G</b>
12" (305)	<b>HLTSB12B</b>	<b>HLTSB12G</b>
18" (457)	<b>HLTSB18B</b>	<b>HLTSB18G</b>
24" (610)	<b>HLTSB24B</b>	<b>HLTSB24G</b>

## Wall Angle Supports

Width Inches (mm)	Black	Gray
6-12" (152-305)	<b>HLX0612</b>	<b>HLX0612G</b>
18" (457)	<b>HLX1518</b>	<b>HLX1518G</b>
24" (610)	<b>HLX24</b>	<b>HLX24G</b>

## Mounting Kit to Relay Rack

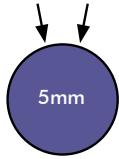

Description	Black
3" rack	<b>HLMKP19</b>
6" rack	<b>HLMKP19D</b>

## Wall/Rack Mounting Kit

Description	Black
Includes (1) HLMKP19, (1) HLX0612, (1) 40"L x 12"W ladder section	<b>HLWRK</b>

## Elevation Kit

Height Inches (mm)	Black
2-3" (51-76)	<b>HLEK23</b>
4-6" (102-152)	<b>HLEK46</b>

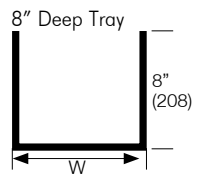
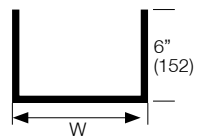
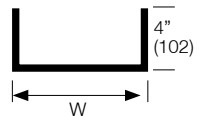
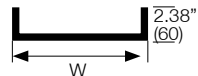


.0078125 sq. inch  
Round Wire Design

### Features

- T-weld construction prevents snags
- 5mm round wire on smaller sizes
- 6mm round wire on larger sizes
- High load rating
- Easy to cut and fabricate fittings in the field
- 100% recycled steel
- Use factory support hardware or fabricate supports on the job site
- 2" x 4" mesh opening
- Painted tray includes factory installed masking to assure proper grounding at splices; no need to remove paint during installation

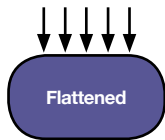
10 Feet per Length 10 pc. min. order qty.	Width	Load (lb/ft)	Weight per Length (lb)	Splice Quantity		Finish	
				90° Sweep Elbow	Straight Splice	Pre-Galvanized	Black Powder Coat
2" Deep Tray	4" (102) ◆	45	7	2	2	<b>HPWW0204</b>	<b>HPWW0204BK</b>
	6" (152) ◆	50	9	3	4	<b>HPWW0206</b>	<b>HPWW0206BK</b>
	8" (203) ◆	52	11	4	4	<b>HPWW0208</b>	<b>HPWW0208BK</b>
	12" (305) ◆	58	12	6	4	<b>HPWW0212</b>	<b>HPWW0212BK</b>
	16" (406) ●	70	15	7	4	<b>HPWW0216</b>	<b>HPWW0216BK</b>
	18" (457) ●	70	23	9	4	<b>HPWW0218</b>	<b>HPWW0218BK</b>
	20" (508) ●	73	25	9	5	<b>HPWW0220</b>	<b>HPWW0220BK</b>
	22" (559)	73	27	12	5	<b>HPWW0222</b>	<b>HPWW0222BK</b>
	24" (610) ●	75	31	12	5	<b>HPWW0224</b>	<b>HPWW0224BK</b>
	26" (660)	73	33	13	6	<b>HPWW0226</b>	<b>HPWW0226BK</b>
	28" (711)	73	35	14	6	<b>HPWW0228</b>	<b>HPWW0228BK</b>
	30" (762)	70	38	15	6	<b>HPWW0230</b>	<b>HPWW0230BK</b>
32" (813)	70	39	16	6	<b>HPWW0232</b>	<b>HPWW0232BK</b>	
4" Deep Tray	4" (102) ◆	49	12	2	4	<b>HPWW0404</b>	<b>HPWW0404BK</b>
	6" (152) ◆	49	13	3	5	<b>HPWW0406</b>	<b>HPWW0406BK</b>
	8" (203) ◆	78	15	4	6	<b>HPWW0408</b>	<b>HPWW0408BK</b>
	12" (305) ●	78	23	6	6	<b>HPWW0412</b>	<b>HPWW0412BK</b>
	16" (406) ●	108	27	7	7	<b>HPWW0416</b>	<b>HPWW0416BK</b>
	18" (457) ●	116	29	9	7	<b>HPWW0418</b>	<b>HPWW0418BK</b>
	20" (508) ●	116	31	9	7	<b>HPWW0420</b>	<b>HPWW0420BK</b>
	22" (559)	116	33	12	8	<b>HPWW0422</b>	<b>HPWW0422BK</b>
	24" (610) ●	116	35	12	8	<b>HPWW0424</b>	<b>HPWW0424BK</b>
	28" (711)	108	39	14	9	<b>HPWW0428</b>	<b>HPWW0428BK</b>
6" Deep Tray	8" (203) ●	116	23	4	6	<b>HPWW0608</b>	<b>HPWW0608BK</b>
	12" (305) ●	123	27	6	6	<b>HPWW0612</b>	<b>HPWW0612BK</b>
	16" (406) ●	123	31	7	7	<b>HPWW0616</b>	<b>HPWW0616BK</b>
	18" (457) ●	127	33	9	7	<b>HPWW0618</b>	<b>HPWW0618BK</b>
	20" (508) ●	127	35	9	7	<b>HPWW0620</b>	<b>HPWW0620BK</b>
	22" (559) ●	127	37	12	8	<b>HPWW0622</b>	<b>HPWW0622BK</b>
	24" (610) ●	150	39	12	8	<b>HPWW0624</b>	<b>HPWW0624BK</b>
	28" (711)	108	39	14	9	<b>HPWW0628</b>	<b>HPWW0628BK</b>
8" Deep Tray	8" (203) ●	116	27	4	8	<b>HPWW0808</b>	<b>HPWW0808BK</b>
	12" (305) ●	116	31	6	8	<b>HPWW0812</b>	<b>HPWW0812BK</b>
	16" (406) ●	116	35	7	9	<b>HPWW0816</b>	<b>HPWW0816BK</b>
	18" (457) ●	116	37	9	9	<b>HPWW0818</b>	<b>HPWW0818BK</b>
	20" (508) ●	116	39	9	9	<b>HPWW0820</b>	<b>HPWW0820BK</b>



● UL Classified/cUL Classified as equipment ground conductor

◆ 5mm diameter round wire (all others 6mm diameter round wire)

Note: All dimensions are +/- 0.25"; custom paint colors available in addition to Black Powder Coat (contact Hubbell)



.03125 sq. inch  
Flat Wire Design

### Features

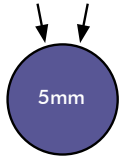
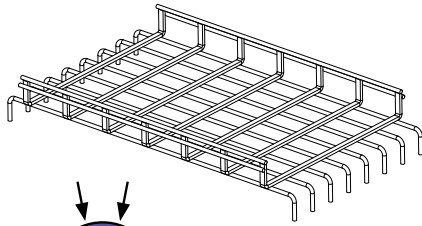
- Flat shaped cross-wires provide significantly more surface area to support weight of cables
- Flat ribs provide 400% more surface area and reduce stress on cables by 60%
- 100% recycled steel
- 2" x 4" mesh opening
- Cable stress reduction helps maintain Cat 6 and Cat 6A performance
- Cuts and configures the same as round wire tray
- Uses the same splicing and mounting hardware as round wire tray

10 Feet per Length 10 pc. min. order qty.	Width	Load (lb/ft)	Weight per Length (lb)	Splice Quantity		Finish		
				90° Sweep Elbow	Straight Splice	Pre-Galvanized	Black Powder Coat	
	4" (102)	45	7	2	2	<b>HPWW0204S</b>	<b>HPWW0204SBK</b>	
	6" (152) ●	50	9	3	4	<b>HPWW0206S</b>	<b>HPWW0206SBK</b>	
	8" (203) ●	52	11	4	4	<b>HPWW0208S</b>	<b>HPWW0208SBK</b>	
	12" (305) ●	58	12	6	4	<b>HPWW0212S</b>	<b>HPWW0212SBK</b>	
	16" (406) ●	70	15	15	7	<b>HPWW0216S</b>	<b>HPWW0216SBK</b>	
	18" (457) ●	70	23	9	4	<b>HPWW0218S</b>	<b>HPWW0218SBK</b>	
	20" (508) ●	73	25	9	5	<b>HPWW0220S</b>	<b>HPWW0220SBK</b>	
	22" (559)	73	27	12	5	<b>HPWW0222S</b>	<b>HPWW0222SBK</b>	
	24" (610) ●	75	31	12	5	<b>HPWW0224S</b>	<b>HPWW0224SBK</b>	
	26" (660)	73	33	13	6	<b>HPWW0226S</b>	<b>HPWW0226SBK</b>	
	28" (711)	73	35	14	6	<b>HPWW0228S</b>	<b>HPWW0228SBK</b>	
	30" (762)	70	38	15	6	<b>HPWW0230S</b>	<b>HPWW0230SBK</b>	
	4" (102)	49	12	2	4	<b>HPWW0404S</b>	<b>HPWW0404SBK</b>	
	6" (152) ●	49	13	3	5	<b>HPWW0406S</b>	<b>HPWW0406SBK</b>	
	8" (203) ●	78	15	4	6	<b>HPWW0408S</b>	<b>HPWW0408SBK</b>	
	12" (305) ●	78	23	6	6	<b>HPWW0412S</b>	<b>HPWW0412SBK</b>	
	16" (406) ●	108	27	7	7	<b>HPWW0416S</b>	<b>HPWW0416SBK</b>	
	18" (457) ●	116	29	9	7	<b>HPWW0418S</b>	<b>HPWW0418SBK</b>	
	20" (508) ●	116	31	9	7	<b>HPWW0420S</b>	<b>HPWW0420SBK</b>	
	22" (559)	116	33	12	8	<b>HPWW0422S</b>	<b>HPWW0422SBK</b>	
	24" (610) ●	116	35	12	8	<b>HPWW0424S</b>	<b>HPWW0424SBK</b>	
	28" (711)	108	39	14	9	<b>HPWW0428S</b>	<b>HPWW0428SBK</b>	
		8" (203) ●	116	23	4	6	<b>HPWW0608S</b>	<b>HPWW0608SBK</b>
		12" (305) ●	123	27	6	6	<b>HPWW0612S</b>	<b>HPWW0612SBK</b>
16" (406) ●		123	31	7	7	<b>HPWW0616S</b>	<b>HPWW0616SBK</b>	
18" (457) ●		127	33	9	7	<b>HPWW0618S</b>	<b>HPWW0618SBK</b>	
20" (508) ●		127	35	9	7	<b>HPWW0620S</b>	<b>HPWW0620SBK</b>	
22" (559) ●		127	37	12	8	<b>HPWW0622S</b>	<b>HPWW0622SBK</b>	
24" (610) ●		150	39	12	8	<b>HPWW0624S</b>	<b>HPWW0624SBK</b>	
		8" (203) ●	116	27	4	8	<b>HPWW0808S</b>	<b>HPWW0808SBK</b>
	12" (305) ●	116	31	6	8	<b>HPWW0812S</b>	<b>HPWW0812SBK</b>	
	16" (406) ●	116	35	7	9	<b>HPWW0816S</b>	<b>HPWW0816SBK</b>	
	18" (457) ●	116	37	9	9	<b>HPWW0818S</b>	<b>HPWW0818SBK</b>	
	20" (508) ●	116	39	9	9	<b>HPWW0820S</b>	<b>HPWW0820SBK</b>	

●UL Classified/cUL Classified as equipment ground conductor

Note: All dimensions are +/- 0.25"; custom paint colors available in addition to Black Powder Coat (contact Hubbell)





.0078125 sq. inch  
Round Wire Design

### Features

- T-weld construction prevents snags
- 5mm round wire on smaller sizes
- 100% recycled steel
- Use factory support hardware or fabricate supports on the job site
- 2" x 4" mesh opening
- Painted tray includes factory installed masking to assure proper grounding at splices; no need to remove paint during installation

METAL | LADDER AND BASKET TRAY

## Under Floor Wire Basket Tray, Round, Pre-Galvanized

Height	Length	Width		
		6"	12"	22"
2"	2'	<b>HPWU020602</b>	<b>HPWU021202</b>	<b>HPWU022202</b>
	4'	<b>HPWU020604</b>	<b>HPWU021204</b>	<b>HPWU022204</b>
	6'	<b>HPWU020606</b>	<b>HPWU021206</b>	<b>HPWU022206</b>
4"	2'	<b>HPWU040602</b>	<b>HPWU041202</b>	<b>HPWU042202</b>
	4'	<b>HPWU040604</b>	<b>HPWU041204</b>	<b>HPWU042204</b>
	6'	<b>HPWU040606</b>	<b>HPWU041206</b>	<b>HPWU042206</b>
6"	2'	<b>HPWU060602</b>	<b>HPWU061202</b>	<b>HPWU062202</b>
	4'	<b>HPWU060604</b>	<b>HPWU061204</b>	<b>HPWU062204</b>
	6'	<b>HPWU060606</b>	<b>HPWU061206</b>	<b>HPWU062206</b>
8"	2'	-	<b>HPWU081202</b>	<b>HPWU082202</b>
	4'	-	<b>HPWU081204</b>	<b>HPWU082204</b>
	6'	-	<b>HPWU081206</b>	<b>HPWU082206</b>
Flat	2'	-	-	<b>HPWU002202</b>

## Under Floor Accessories

Description	Contents	Height	Catalog No.
Pedestal, U-clamp	(1) clamp	-	<b>HPWWPCL</b>
Pedestal, kit	(2) clamps, 1 cross bar	-	<b>HPWWPKT</b>
Support, pre-galvanized	(1) 24" sawhorse style support that mounts onto floor	4"	<b>HPWWUST04</b>
		6"	<b>HPWWUST06</b>
		8"	<b>HPWWUST08</b>
		10"	<b>HPWWUST10</b>
		12"	<b>HPWWUST12</b>
		14"	<b>HPWWUST14</b>
		16"	<b>HPWWUST16</b>
		18"	<b>HPWWUST18</b>
		20"	<b>HPWWUST20</b>
		22"	<b>HPWWUST22</b>
		24"	<b>HPWWUST24</b>
26"	<b>HPWWUST26</b>		
28"	<b>HPWWUST28</b>		
30"	<b>HPWWUST30</b>		



Center Support  
HPWWCSP12



Ceiling Support  
HPWWGSP12



Trapeze Support  
HPWWTZS



L-Bracket  
HPWWLBT04



C-Bracket  
HPWWCBT04



Shelf Support  
HPWWSSP12



Grounding Kit  
HGRKTWB5

## Supports\*

Center Support			Ceiling Support		Trapeze Support	
Width	Weight (lb/each)	Catalog No.	Weight (lb/each)	Catalog No.	Weight (lb)	Catalog No.
4" (102)	1.6	<b>HPWWCSP04</b>	-	-	Attaches to the side of the tray; for tray sizes 16" wide and smaller; use in pairs; 50-pack	
6" (152)	1.8	<b>HPWWCSP06</b>	-	-		
8" (203)	2	<b>HPWWCSP08</b>	-	-		
12" (305)	2.7	<b>HPWWCSP12</b>	1.1	<b>HPWWGSP12</b>	9.0/box	<b>HPWWTZS</b>
16" (406)	3.3	<b>HPWWCSP16</b>	1.5	<b>HPWWGSP16</b>		
18" (457)	3.4	<b>HPWWCSP18</b>	1.6	<b>HPWWGSP18</b>		
20" (508)	3.8	<b>HPWWCSP20</b>	1.9	<b>HPWWGSP20</b>		
24" (610)	4.4	<b>HPWWCSP24</b>	1.9	<b>HPWWGSP24</b>		

## Brackets\*

L-Bracket			C-Bracket		Shelf Support	
Width	Weight (lb/each)	Catalog No.	Weight (lb/each)	Catalog No.	Weight (lb/each)	Catalog No.
4" (102)	0.7	<b>HPWWLBT04</b>	1.2	<b>HPWWCBT04</b>	0.4	<b>HPWWSSP04</b>
6" (152)	0.8	<b>HPWWLBT06</b>	-	-	0.5	<b>HPWWSSP06</b>
8" (203)	0.9	<b>HPWWLBT08</b>	1.5	<b>HPWWCBT08</b>	0.6	<b>HPWWSSP08</b>
12" (305)	1.4	<b>HPWWLBT12</b>	2.0	<b>HPWWCBT12</b>	1.2	<b>HPWWSSP12</b>
16" (406)	1.5	<b>HPWWLBT16</b>	-	-	1.7	<b>HPWWSSP16</b>
18" (457)	1.7	<b>HPWWLBT18</b>	2.7	<b>HPWWCBT18</b>	1.9	<b>HPWWSSP18</b>
20" (508)	2.1	<b>HPWWLBT20</b>	-	-	2.6	<b>HPWWSSP20</b>
24" (610)	2.3	<b>HPWWLBT24</b>	-	-	3.2	<b>HPWWSSP24</b>

## Splice Hardware\*

Description	Weight (lb)	Catalog No.
Splice Kit 3 piece staked bolt/washer and nut combination; splices straight sections and field formed fittings; 50-pack	5.0/box	<b>HPWWSKT</b>
Bar Splice Slotted bar 11 <sup>15</sup> / <sub>16</sub> " long; splices straight sections and fittings; bend to form tray reducers; adds rigidity to tray splices; 50-pack	14.0/box	<b>HPWWBSP</b>
Corner Splice: (2) 90° splice bars and (8) sets of the splice kit Splice Fittings: use one per each Tee Fitting; use two per each Cross Fitting	1.0 each	<b>HPWWCSP</b>
Washer Support Splices straight sections and fittings and can also be used as a hold down method for tray to strut (nut and bolt provided separately); 50-pack	6.0/box	<b>HPWWWST</b>
Grounding Kit Provides additional supplemental grounding for basket tray splices; may be specified in addition to the standard method of splicing basket tray using HPWWSKT splice kits; kit includes five 9" #6 AWG copper leads and ten split bolts	1.5 each	<b>HGRKTWB5</b>

\*Catalog numbers shown are for pre-galvanized accessories. Add "BK" to the end of the part number for Black finish.



Termination Support  
HPWWTST06



Divider  
HPWWDVDR0205



Fitting Attachment  
HPWWFIT45



Vertical Down  
HPWWVDN



Cable Guide  
HPWWCG

**Galvanized Steel Covers\***

5 feet length per piece

Tray Width In (mm)	Length In (mm)	Weight (lb/each)	Catalog No.
4" (102)	59" (1500)	3	<b>HPWWC0405</b>
6" (152)	59" (1500)	3.5	<b>HPWWC0605</b>
8" (203)	59" (1500)	4.5	<b>HPWWC0805</b>
12" (305)	59" (1500)	6	<b>HPWWC1205</b>
16" (406)	59" (1500)	8	<b>HPWWC1605</b>
18" (457)	59" (1500)	8.5	<b>HPWWC1805</b>
20" (508)	59" (1500)	9.5	<b>HPWWC2005</b>
24" (610)	59" (1500)	11	<b>HPWWC2405</b>

**Galvanized Steel Inserts\***

Provides a solid bottom for tray; 5 feet length per piece

Tray Width In (mm)	Length In (mm)	Weight (lb/each)	Catalog No.
4" (102)	59" (1500)	3.5	<b>HPWWBM0405</b>
6" (152)	59" (1500)	5.0	<b>HPWWBM0605</b>
8" (203)	59" (1500)	7.0	<b>HPWWBM0805</b>
12" (305)	59" (1500)	11.0	<b>HPWWBM1205</b>
16" (406)	59" (1500)	13.5	<b>HPWWBM1605</b>
18" (457)	59" (1500)	16.5	<b>HPWWBM1805</b>
20" (508)	59" (1500)	18.0	<b>HPWWBM2005</b>
24" (610)	59" (1500)	20.0	<b>HPWWBM2405</b>

**Galvanized Steel Dividers\***

Bolt and nut to secure to support bracket (sold separately);  
5 feet length per piece

For use with tray (lb/each)	Length In (mm)	Weight (lb/each)	Catalog No.
2" deep	60" (1524)	2	<b>HPWWDVDR0205</b>
4" deep	60" (1524)	5	<b>HPWWDVDR0405</b>
6" deep	60" (1524)	7.5	<b>HPWWDVDR0605</b>
8" deep	60" (1524)	10	<b>HPWWDVDR0805</b>

**Accessories\***

Description	Tray Width In (mm)	Weight (lb/each)	Catalog No.
Radius Down: increases cable protection and cable bend control	4" (102)	2.5	<b>HPWWRDN04</b>
	6" (152)	3.75	<b>HPWWRDN06</b>
	12" (305)	7.5	<b>HPWWRDN12</b>
Vertical Down: protects cables when dropping from the end or side of tray	7¾" (102)	1.5	<b>HPWWVDN</b>
Label Clip: attachment for all sizes of tray		0.1	<b>HPWLCLC</b>
Cable Guide: maintains cable bend radius; acts as divider for straight sections and fittings		1.0	<b>HPWWCG</b>
Electrical Box Bracket: attaches electrical box to side of tray		0.75	<b>HPWWEBX</b>
Sidacar: attaches to outside of tray, provides additional cable support 2" deep		0.5	<b>HPWWSCR</b>

**Termination Support\***

Secures end of tray to wall and can serve as blank end fitting

Tray Width In (mm)	Weight (lb/each)	Catalog No.
6" (152)	0.75	<b>HPWWTST06</b>
8" (203)	1.0	<b>HPWWTST08</b>
12" (305)	1.2	<b>HPWWTST12</b>
16" (406)	1.4	<b>HPWWTST16</b>
18" (457)	1.6	<b>HPWWTST18</b>
20" (508)	1.75	<b>HPWWTST20</b>
24" (610)	2.0	<b>HPWWTST24</b>

**Polymer Inserts, Black**


Provides a solid bottom for tray; 10 feet length per piece

Tray Width In (mm)	Length In (mm)	Weight (lb/each)	Catalog No.
4" (102)	118" (3000)	0.5	<b>HPWWP0410</b>
6" (152)	118" (3000)	0.65	<b>HPWWP0610</b>
8" (203)	118" (3000)	0.75	<b>HPWWP0810</b>
12" (305)	118" (3000)	1.0	<b>HPWWP1210</b>
16" (406)	118" (3000)	1.25	<b>HPWWP1610</b>
18" (457)	118" (3000)	1.5	<b>HPWWP1810</b>
20" (508)	118" (3000)	1.75	<b>HPWWP2010</b>
24" (610)	118" (3000)	2.25	<b>HPWWP2410</b>

**Attachments\***

Description	Weight (lb/each)	Catalog No.
Fitting Attachment, 2": Fills gap when creating fittings	1.0	<b>HPWWFIT02</b>
Fitting Attachment, 4" to 6"	1.0	<b>HPWWFIT45</b>
Rack Attachment: Attaches tray to top of rack	1.0	<b>HPWWRAT</b>
Conduit Attachment: Connects conduit to tray	1.5	<b>HPWWCAT</b>

\*Catalog numbers shown are for pre-galvanized accessories. Add "BK" to the end of the part number for Black finish.



## Cutting Wire Basket Tray

- Always make field cuts with the side action angle cutting tool
- Cuts can be made on any finish, width or depth basket tray
- Cut as many segments required for sweep elbows (refer to *Splice Quantity* columns on product pages)
- Remove any sharp edges to eliminate possible damage to cables



Splice Kit  
HPWWSKT



Bar Splice  
HPWWBSP



Corner Splice  
HPWWCSP



Cutting Tool  
HPWCUTTOOL

## Splice Hardware

Description	Weight (lb)	Catalog No.	Description	Weight (lb)	Catalog No.
Cutting Tool Manual offset angled cutting tool, 24" leveraged handle	6.0/each	<b>HPWCUTTOOL</b>	Corner Splice: (2) 90° splice bars and (8) sets of the splice kit  Splices Fittings: Use one per each Tee Fitting; use two per each Cross Fitting	1.0 each	<b>HPWWCSP</b>
Splice Kit 3 piece staked bolt/washer and nut combination; splices straight sections and field formed fittings; 50-pack	5.0/box	<b>HPWWSKT</b>	Washer Support Splices straight sections and fittings and can also be used as a hold down method for tray to strut (nut and bolt provided separately); 50-pack	6.0/box	<b>HPWWWST</b>
Bar Splice Slotted bar 11 <sup>5</sup> / <sub>16</sub> " long; splices straight sections and fittings; bend to form tray reducers; adds rigidity to tray splices; 50-pack	14.0/box	<b>HPWWBSP</b>	Grounding Kit Provides additional supplemental grounding for basket tray splices; may be specified in addition to the standard method of splicing basket tray using HPWWSKT splice kits; kit includes five 9" #6AWG copper leads and ten split bolts	1.5 each	<b>HGRKTWB5</b>



## How to Form a 90° Flat Sweep Elbow

- Determine which wires must be cut for the type of fitting or redirection required. This will usually be the side and bottom wires of every other mesh section.
- Cut the top side wire first.
- Cut the remaining side wires.
- Turn the tray over and cut the bottom wires.
- This creates open gaps in the side wall and bottom of the tray.
- Bend the tray to form the desired elbow radius curve by closing the gaps.
- Install splice kits and hardware where the wedge-shaped sections come together.
- Splice kits provide the mechanical connection, as well as electrical grounding continuity



## How to Form a Tee Fitting

- Determine the location of the horizontal "tee" fitting along the length of basket tray.
- Cut the side wires from the tray which shall be the horizontal tray section, to the same width as the perpendicular tray section.
- Do not cut the bottom wires.
- Align the perpendicular tray to the opening in the side of the horizontal tray.
- Position one angle bracket from the HPWWCSP corner splice kit on each side of the opening.
- Secure the angle brackets to the horizontal and perpendicular tray sections with splice kits (nut, bolt, and washer) provided in the HPWWCSP corner splice kit.
- Support the tee fitting on all three sides of the tee using appropriate support method.



## METAL | Wall Mount Enclosures

Hubbell offers many comprehensive zone cabling solutions to meet the needs of any topology. Our wall mounted enclosures provide functionality, security and flexibility. A variety of wall mount enclosures and accessories are available to support sound dampening, cable management, grounding and bonding, and fiber adaptability, common with remote applications.





## METAL | Wall Mount Enclosures

RE-BOX® Remote Equipment Cabinets, Commercial.....	N3
RE-BOX Remote Equipment Cabinets, Industrial .....	N4
QUADCAB® Wall Mount Cabinets .....	N5
Wall Mount Cabinet Accessories .....	N6
NEXTRFRAME® Swing Frames and Horizontal Cable Management .....	N9
RE-BOX Consolidation Point and AV Ceiling Enclosures.....	N10
RE-BOX Zone Boxes .....	N11
RE-BOX Security Boxes .....	N12



RE2



RE2B

### Specifications

- Load capacity: 100lb
- Designed to meet NEMA 2
- 16 gauge cold rolled steel

### Standards

- UL 1863
- Tamper-resistant per Telcordia GR-487-CORE

## Commercial Equipment Cabinets

**Pre-configured version;** includes base/rear section with welded 19" brackets for (2) hubs, front door with (2) locks (NSQ tool), and a set of 19" bottom hinge brackets for patch panels; RE4xx versions also include a set of 19" extension brackets for (3) additional hubs

Switch Capacity	Max. Switch Depth Inches (mm)	Width Inches (mm)	Depth Inches (mm)	Height Inches (mm)	Color	Catalog No.
2U	14" (356)	24.2" (615)	7" (178)	32" (813)	Black	<b>RE2B</b>
					Light gray	<b>RE2</b>
5U	14" (356)	24.2" (615)	10" (254)	32" (813)	Black	<b>RE4B</b>
					Light gray	<b>RE4</b>
	22" (559)	24.2" (615)	10" (254)	42" (1067)	Black	<b>RE4XB</b>
					Light gray	<b>RE4X</b>

**User-configurable version;** includes (1) base/rear section and (1) front door with (2) locks (NSQ tool); IDF24 has only (1) lock

Rear Wall Units* (RWU)	Width Inches (mm)	Depth Inches (mm)	Height Inches (mm)	Color	Catalog No.
2	24.2" (615)	10" (254)	24" (600)	Light Gray	<b>IDF24</b>
4	24.2" (615)	10" (254)	32" (813)	Light Gray	<b>IDF32</b>
6	24.2" (615)	10" (254)	42" (1067)	Light Gray	<b>IDF42</b>

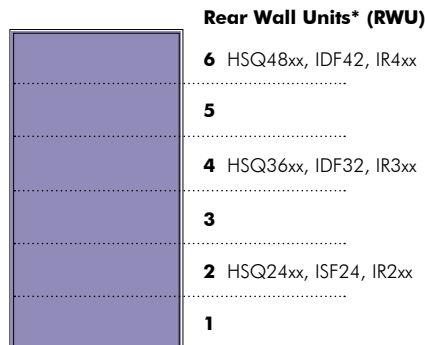
## Rear Wall Unit (RWU) Clip System

In this unique system, attachment slots spaced 3" apart are stamped into the rear wall along its entire height. The customer can then clip a wide assortment of accessories to the rear wall of the cabinet to mount patch panels, switches, punch-down blocks, coax splitters and so on.

Feature	Accessories	Benefit
Patch panel mounting	REK19 REK19L	<ul style="list-style-type: none"> <li>• Mounting patch panels in rear section of QUADCAB® frees space in the center section for more active equipment, resulting in a smaller cabinet profile on the wall or more room for future expansion.</li> <li>• Makes cable termination easier.</li> </ul>
Active equipment	REKZ REKZL	<ul style="list-style-type: none"> <li>• Deep active equipment can be hung vertically.</li> <li>• Blank 19" panels can be used to provide shelves along the rear wall for media converters or other desktop equipment.</li> </ul>
Punch-down blocks	REK110	<ul style="list-style-type: none"> <li>• Mounts 110 and 66 blocks into rear using pre-threaded rails; saves labor time on the job.</li> </ul>

- 1 Determine the equipment you need to mount on the rear wall of the cabinet.
- 2 Locate the appropriate accessories on page N6.
- 3 Determine the amount of space needed for each piece and map out on the guide to the right.

\*Each RWU = 6"





IR4PG



IR4UG

### Specifications

- Poured-in polyurethane gasket on door
- Dust and watertight to NEMA 12
- 14 gauge steel

### Standards

- UL Listed to UL 508 Type 12 enclosures  
UL File #E64791
- cUL Certified Types 4 and 12 cUL File #LL66078
- NEMA/EEMAC Types 4, 12 and 13

## Industrial Equipment Cabinets

**Pre-configured version;** includes enclosure, bottom-hinged patch panel bracket, 4U (REK19) and an equipment mounting bracket, 5U (REKZ)

Rating	Material/Finish	Width Inches (mm)	Depth Inches (mm)	Height Inches (mm)	Catalog No.
NEMA Rated 4/12/13	Cold rolled steel with powder coat, Gray	24" (610)	12" (305)	36" (914)	<b>IR3PG</b>
				48" (1219)	<b>IR4PG</b>

**User-configurable version;** includes enclosure

NEMA Rated 3R	Cold rolled steel with powder coat, Gray	24" (610)	12" (305)	24" (610)	<b>IR2U3RG</b>
				36" (914)	<b>IR3U3RG</b>
NEMA Rated 4R	Cold rolled steel with powder coat, Gray	24" (610)	12" (305)	24" (610)	<b>IR2UG</b>
				36" (914)	<b>IR3UG</b>
				48" (1219)	<b>IR4UG</b>
NEMA Rated 4X	Stainless steel with powder coat, Brushed Steel	24" (610)	12" (305)	24" (610)	<b>IR2USS</b>
				36" (914.4)	<b>IR3USS</b>



HICPSS

### Specifications

- Continuous plasma-welded seams
- ¼-turn, oil-tight latches on door
- Poured-in polyurethane gasket on door
- ANSI 61 gray polyester inside and out over  
phosphatized surfaces (HICP412G)

## Consolidation Point Enclosures

House and secure small switches, wireless access points and cross connect products in harsh environments; includes enclosure

Rating	Material/Finish	Width Inches (mm)	Depth Inches (mm)	Height Inches (mm)	Catalog No.
NEMA Rated 4X	14 gauge stainless steel with brushed finish, Gray	12" (305)	6" (152)	12" (305)	<b>HICPSS</b>
NEMA Rated 4/12	14 gauge cold rolled steel with powder coat, Gray	12" (305)	6" (152)	12" (305)	<b>HICP412G</b>





IR321APG



IR322APG

### Specifications

- Poured-in-place polyurethane gasket on door
- ANSI 61 gray polyester powder coat
- 14 gauge steel

### Standards

- UL Listed to UL 508 Type 4, 12 and 13, File #E64791
- CSA Certified Type 4, 12 and 13, File #LL66078

## Industrial RE-BOX® Cabinet Configured for Cooling

**Vertical Equipment Mount:** includes enclosure, 4U bottom hinged patch panel bracket (REK19), and 5U equipment mounting bracket (REKZ)

Air Conditioner (Sold Separately)	Rack Units	Height Inches (mm)	Width Inches (mm)	Depth Inches (mm)	Catalog No.
IRAC1	9U	24" (610)	24" (610)	12" (305)	<b>IR221APG</b>
		36" (914)	24" (610)	12" (305)	<b>IR321APG</b>
		48" (1219)	24" (610)	12" (305)	<b>IR421APG</b>

**Horizontal Equipment Mount:** includes enclosure, M6 cage nut rail, 50-pack M6 cage nuts

Air Conditioner (Sold Separately)	Rack Units	Height Inches (mm)	Width Inches (mm)	Depth Inches (mm)	Catalog No.
IRAC3	12U	24" (610)	24" (610)	24" (610)	<b>IR222APG</b>
	19U	36" (914)	24" (610)	24" (610)	<b>IR322APG</b>



IR211AFK

### Specifications

- Poured-in-place polyurethane gasket on door
- ANSI 61 gray polyester powder coat
- 14 gauge steel

### Standards

- UL Listed to UL 508 Type 12 enclosures, File #E64791
- CSA Certified 4, 12 and 13, File #LL66078

## Industrial RE-BOX® Cabinet Configured for Cooling and Fiber Optics

**Pre-configured version:** includes enclosure, 2U wall bracket (HPWWB2U4, fiber patch panel kit (REKFP), and 20A power kit (REKP)

Air Conditioner (Sold Separately)	Rack Units	Height Inches (mm)	Width Inches (mm)	Depth Inches (mm)	Catalog No.
IRAC2	2U	24" (610)	14" (356)	16" (406)	<b>IR211AFK</b>



IRAC3

### Specifications

- Refrigerant: R-134a (CFC-Free)
- Integrated thermostat

### Standards

- UL Listed cUL
- NEMA 4, 12 and 3R Rated

## Air Conditioning Units for Industrial RE-BOX®

Includes air conditioner, mounting brackets and hardware for securing air conditioner to Industrial RE-BOX cabinets that have side cutouts

BTU	Amp Draw	Weight (lb)	Height Inches (mm)	Width Inches (mm)	Depth Inches (mm)	Use With	Catalog No.
1160	4.3	26	15" (381)	8" (203)	7" (178)	IRx21APG	<b>IRAC1</b>
2000	4	38	18" (457)	12" (305)	7" (178)	IRx11APG	<b>IRAC2</b>
3000	6	54	21" (533)	12" (305)	10" (254)	IRx22APG	<b>IRAC3</b>



IRF1224

### Specifications

- ANSI 61 gray polyester powder coat
- 14 gauge steel

## Floor Standing Kits for Industrial RE-BOX®

Includes a pair of floor mount legs that support Industrial RE-BOX cabinets that are 24" wide and 12" or 24" deep

Cabinet Depth	Height (in)	Width (in)	Depth	Use With	Catalog No.
12" (305)	18" (457)	24" (610)	12" (305)	IRx21APG	<b>IRF1812</b>
24" (610)	12" (305)	24" (610)	24" (610)	IRx22APG	<b>IRF1224</b>



HSQ48



HSQ36S

### Specifications

- Load capacity: 400lb
- 19" rack-style rails tapped #12-24 per EIA-310-D
- Finish: powder coat black
- Three independent sections:
  - Rear section mounts to wall
  - Center section hinged to swing out
  - Front and rear door lockable
  - Rear cabinet section accepts RE-BOX® accessories

### QUADCAB® Wall Mount Cabinets

Includes (1) rear section (arrives disassembled, facilitating installation), (1) front door, (2) 19" mounting angles, (1) center section with (2) CH751 locks, (2) top/bottom cover plates, (2) hinge pins, (2) security cotter pins

#### Window Door Style

Rack Units	Rear Wall Units* (RWU)	Height Inches (mm)	Width Inches (mm)	Depth Inches (mm)	Window Door Style
12	2	24" (610)	22.6" (574)	20" (508)	<b>HSQ24</b>
				26" (660)	<b>HSQ2426</b>
				36" (914)	<b>HSQ2436</b>
19	4	36" (914)	22.6" (574)	20" (508)	<b>HSQ36</b>
				26" (660)	<b>HSQ3626</b>
				36" (914)	<b>HSQ3636</b>
26	6	48" (1219)	22.6" (574)	20" (508)	<b>HSQ48</b>
				26" (660)	<b>HSQ4826</b>
				36" (914)	<b>HSQ4836</b>

#### Solid Door Style

Rack Units	Rear Wall Units* (RWU)	Height Inches (mm)	Width Inches (mm)	Depth Inches (mm)	Solid Door Style
12	2	24" (610)	22.6" (574)	20" (508)	<b>HSQ24S</b>
				26" (660)	<b>HSQ24S26</b>
				36" (914)	<b>HSQ24S36</b>
19	4	36" (914)	22.6" (574)	20" (508)	<b>HSQ36S</b>
				26" (660)	<b>HSQ36S26</b>
				36" (914)	<b>HSQ36S36</b>
26	6	48" (1219)	22.6" (574)	20" (508)	<b>HSQ48S</b>
				26" (660)	<b>HSQ48S26</b>
				36" (914)	<b>HSQ48S36</b>

Note: RWU = 6"; details on page N3



Grounding Kit  
REKGB



Fan Kit  
REKF



Fan Kit with Tray  
HWKF120



Dust Filter  
HWKFF

## Grounding Kit

Busbar with ring jumpers

Catalog. No. **REKGB**

For use with QUADCAB, RE-BOX and IR series cabinets.

## Patch Panel Mounting Brackets

Mount 19" patch panels to rear wall; includes (2) brackets (left and right)

Rack Units	RWU	Catalog. No.
4	1	<b>REK19</b>
2	1	<b>REK19L</b>

For use with QUADCAB, RE-BOX and IR series cabinets.

## Equipment Mounting Brackets

Provides 19" mounting for hubs and other active equipment to rear wall; includes (2) brackets (left and right)

Rack Units	RWU	Catalog. No.
5	1	<b>REKZ</b>
3	1	<b>REKZL</b>

Note: Account for depth of equipment.

For use with QUADCAB, RE-BOX and IR series cabinets.

## Fan Kit

Enhances ventilation; includes (1) 57-CFM fan, finger guard, disconnect power cord, 2-prong plug, foam baffle, adhesive-backed baffle, #6-32 mounting screws and assembly bracket

Catalog No. **REKF**

Note: Order (1) per RE2; order (2) per RE4, RE4X, IDF.

For use with QUADCAB and RE-BOX cabinets.

## Fan

Increases ventilation; includes (1) 57CFM fan, finger guard, (4) lock nuts, screws, and washers, and a 6' cord with plug

Description	Catalog. No.
Fan, 120V/7A	<b>REKEF</b>

For use with QUADCAB and RE-BOX cabinets.

## Fan Kits with Tray

Increases ventilation; includes wired fan tray assembly with (2) fans (57CFM each) and mounting hardware kit

Description	Catalog. No.
114CFM, 120VAC, 60Hz, 36dBA	<b>HWKF120</b>
114CFM, 230VAC, 50Hz, 36dBA	<b>HWKF230</b>

For use with QUADCAB cabinets only.

## Thermostat

Includes thermostat, adhesive-backed mounting bracket and wiring harness

Catalog. No. **CTK**

For use with QUADCAB, RE-BOX and IR series cabinets.

## 3/4" Plywood Backboards

Universal rear wall mounting for wall mounted brackets, blocks, splitters, hubs and other devices; includes 0.75" APA grade AC plywood painted fire-retardant white, (2) mounting brackets, (1) assembly hardware kit

Dimensions	RWU	Catalog No.
20" x 19"	2	<b>REKBB20</b>
30" x 19"	3	<b>REKBB30</b>
40" x 19"	4	<b>REKBB40</b>

For use with QUADCAB, RE-BOX and IR series cabinets.

## 20A Power Kit

Occupies left or right side of one rear panel space; includes Hubbell surge-protected duplex receptacle with audible alarm (HBL5362ISA), single-gang work box, 6' Hubbell POLYTUFF® non-metallic conduit, stainless steel face plate, and assembly hardware kit

Catalog No. **REKP**

For use with QUADCAB, RE-BOX and IR series cabinets.

## Padlock Hasp Kit

Includes (2) padlock hasps, (4) 1/4"-20 carriage bolts, hex nuts and washers

Catalog No. **REKH**

For use with RE-BOX cabinets only.

## Reusable Dust Filter

Kit includes (2) filters with pre-assembled adhesive VELCRO® fasteners

Catalog No. **HWKFF**

Note: Two kits are needed for 3' and 4' cabinets.

For use with QUADCAB cabinets only.

## Fan Filter Kit

For use with RE4, RE4X, IDF only; includes mounting bracket, foam filters, and assembly hardware kit

Catalog No. **REKFF**

For use with RE-BOX cabinets only.

VELCRO is a registered trademark of Velcro Industries B.V.



Equipment Shelf  
MCCCS19



Recessed Mounting Kit  
REKR32



Fiber Optic Bracket  
REKFP



Sound Dampening Kit  
REKS



Mounting Rails  
REK110

## Conversion Kits

Convert an RE2 to an RE4 for added space; includes RE4 door, (2) RE4 extender brackets, and (2) 4U bottom hinged patch panel brackets

Color	Catalog No.
Black	<b>REKUB</b>
Gray	<b>REKU</b>

For use with RE-BOX cabinets only.

## Recessed Mounting Kits

Enables recessed mounting with louvered section at bottom for cabinet ventilation; includes trim ring, 1/4" x 5/8" sheet metal screws and #12-24 x 1 1/4" pan head screws

Height Inches (mm)	Catalog No.
24" (607)	<b>REKR24</b>
32" (813)	<b>REKR32</b>
42" (1067)	<b>REKR42</b>

For use with RE-BOX cabinets only.

## IDF Mounting Bracket

Use with residential structured cabling modules shown on page U7 and with NSOFSB; includes bracket

RWU	Catalog No.
1.5	<b>REKHS</b>

For use with QUADCAB, RE-BOX and IR series cabinets.

## 110/66 Block Mounting Rails

Provides mounting for 110 and 66 blocks; mounts to rear wall; includes (2) 110/66 block mounting rails and (20) #10-24 x 1/2" screws

RWU	Catalog No.
2	<b>REK110</b>

For use with RE-BOX cabinets only.

## Fiber Optic Bracket

Accepts one fiber FSP adapter panel; occupies no rear panel spaces; includes fiber optic bracket

Catalog No.	REKFP

For use with QUADCAB, RE-BOX and IR series cabinets.

## Equipment Shelves, Cantilevered

Black; includes (1) shelf and mounting hardware kit

Description	Dimensions	Catalog No.
Solid	3.5"H x 17"W x 14"D	<b>MCCCS19</b>
Perforated	3.5"H x 17"W x 14"D	<b>MCCCS19P</b>

For use with QUADCAB cabinets only.

## Equipment Shelves, Stationary

For use with 36" deep enclosures; Black; includes (1) shelf and mounting hardware kit

Description	Dimensions	Catalog No.
Solid	17.7" W x 29.2" D	<b>CKSSD</b>
Perforated	17.7" W x 29.2" D	<b>MCCPSHLF</b>

For use with QUADCAB cabinets only.

## Left Hand Hinge Kit

Use to reverse door; includes (2) sets of left hand door hinges

Catalog No.	REKI

For use with RE-BOX cabinets only.

## Gasket Kit

Protect against dust and water to enhance performance of fan and filter; includes (1) roll adhesive-backed foam gasket

Length (ft)	Thickness	Catalog No.
10'	1/8" x 1/2"	<b>REKG<sup>1</sup></b>
30'	3/4" x 1/16"	<b>HWKGT<sup>2</sup></b>

<sup>1</sup>For use with RE-BOX cabinets only.

<sup>2</sup>For use with QUADCAB cabinets only.

## Sound Dampening Kit

Dampen noise generated from active equipment in cabinet; includes polyurethane foam pieces, pre-cut to line cabinet interior

Catalog No.	REKS

For use with RE-BOX cabinets only.



Joining Kit  
REKTJ



Locking Kit  
CKL333



DIN Rail Kit  
HIDRUBCKIT



Panel Bracket for FSP Adapter  
NSOFSB



Door with  
Window  
HQKWD48

## Joining Kits

Join cabinets side-by-side or top-to-bottom; includes shroud and mounting hardware kit

Description	Catalog No.
Top-to-bottom kit for use with all RE-BOX <sup>®</sup> cabinets	<b>REKTJ</b>
Side-by-side kit for IDF24, IDF24L	<b>REKSJ20</b>
Side-by-side kit for RE2, RE4, IDF32	<b>REKSJ30</b>
Side-by-side kit for RE4X, IDF42	<b>REKSJ40</b>

*For use with RE-BOX cabinets only.*

## DIN Rail Communications Kit

Unloaded utility box kit

Catalog No.	<b>HIDRUBCKIT</b>
-------------	-------------------

*Note: See page B9 for decorator and duplex frames.*

*For use with QUADCAB cabinets only.*

## Mobile Bases

Convert wall mount cabinet to floor standing cabinet; includes (1) mobile base, (4) swivel casters, (4) leveling feet and mounting hardware kit

Description	Catalog No.
20" depth	<b>HSQKMB20</b>
26" depth	<b>HSQKMB26</b>
36" depth	<b>HSQKMB36</b>

*For use with QUADCAB cabinets only.*

## Rear Rail Kits

Support rear of deep, active equipment or adapt to accept cage nuts; includes (2) 19" mounting rails, mounting hardware kit and (20) screws and washers

Description	Catalog No.
24" x M6	<b>HWK6M6</b>
36" x M6	<b>HWK9M6</b>
48" x M6	<b>HWK12M6</b>
24" x #12-24	<b>HWK241224</b>
36" x #12-24	<b>HWK361224</b>
48" x #12-24	<b>HWK481224</b>

*For use with QUADCAB cabinets only.*

## Lock Kits

Change lock style to meet specific applications; includes (2) assembly locks and keys (except CKL716 which includes NSQ tool)

Description	Catalog No.
CH751 keyed lock kit	<b>CKL751</b>
333 keyed lock kit	<b>CKL333</b>
Bellcore 716 bit lock	<b>CKL716</b>
Cat 60 keyed lock kit	<b>CKLCAT60</b>
Cat 70 keyed lock kit	<b>CKLCAT70</b>

*For use with QUADCAB cabinets only.*

## Panel Bracket for FSP Adapter

Use with adapter panels on page G10 and G11; snap mounts into structured cabling enclosures; includes bracket

Catalog No.	<b>NSOFSB</b>
-------------	---------------

*For use with RE-BOX cabinets only.*

## Front Doors

Replacement front doors for QUADCAB<sup>®</sup> enclosures; includes (1) door, (1) window (on Plexiglas<sup>®</sup> doors only), (2) hinge barrels, right and left hinges, (4) lock nuts and (4) carriage bolts

Color	Height	Solid Metal Door	Window Door
Black	24"	<b>HQKSD24</b>	<b>HQKWD24</b>
	36"	<b>HQKSD36</b>	<b>HQKWD36</b>
	48"	<b>HQKSD48</b>	<b>HQKWD48</b>
White	24"	<b>HQKSD24W</b>	<b>HQKWD24W</b>
	36"	<b>HQKSD36W</b>	<b>HQKWD36W</b>
	48"	<b>HQKSD48W</b>	<b>HQKWD48W</b>

*For use with QUADCAB cabinets only.*

## MT10 Adapter

Mates PS3 large capacity, 3-channel, surface raceway to the top of cabinet, routing both electrical and communications cables; includes base, cover and cover hardware kit

Catalog No.	<b>REKMT10</b>
-------------	----------------

*For use with QUADCAB and RE-BOX cabinets.*



HPWWMR24



HPWWMR36

### Specifications

- Load capacity: 70lb
- Material: 16 gauge braces; 12 gauge equipment frame
- Finish: durable black powder coat
- 3" deep rack uprights
- EIA-310-D universal spacing tapped #12-24 front and back

## Wall Mount Swing Frames

Black finish, includes (1) rack frame and mounting hardware (50 #12-24 screws)

Rack Units	Width Inches (mm)	Depth Inches (mm)	Height Inches (mm)	Catalog No.
12	20.7" (526)	18" (457)	24" (610)	<b>HPWWMR24</b>
19	20.7" (526)	18" (457)	36" (914)	<b>HPWWMR36</b>
26	20.7" (526)	18" (457)	48" (1219)	<b>HPWWMR48</b>



HPWWB2U4  
HPWWB4U8



HPWWB6U18

### Specifications

- Load capacity:
  - 4 and 6 rack units: 50lb
  - 1 and 2 rack units: 25lb
- 16 gauge steel construction
- Finish: durable black powder coat
- EIA-310-D universal spacing tapped #12-24

## Wall Mount Brackets, Bottom-Hinged

Includes assembled bottom-hinged wall bracket

Rack Units	Width Inches (mm)	Depth Inches (mm)	Height Inches (mm)	Catalog No.
1	19" (483)	4" (102)	1.75" (45)	<b>HPWWB1U4</b>
2	19" (483)	4" (102)	3.50" (89)	<b>HPWWB2U4</b>
		8" (203)	3.50" (89)	<b>HPWWB2U8</b>
4	19" (483)	4" (102)	7.00" (178)	<b>HPWWB4U4</b>
		8" (203)	7.00" (178)	<b>HPWWB4U8</b>
6	19" (483)	4" (102)	10.50" (267)	<b>HPWWB6U4</b>
		8" (203)	10.50" (267)	<b>HPWWB6U8</b>
		18" (457)	10.50" (267)	<b>HPWWB6U18</b>

## Wall Mount Brackets, Side-Hinged

Includes assembled side-hinged wall bracket

Rack Units	Width Inches (mm)	Depth Inches (mm)	Height Inches (mm)	Catalog No.
2	19" (483)	4" (102)	3.50" (89)	<b>BRMCCMB19X35X4</b>
4	19" (483)	4" (102)	7.00" (178)	<b>BRMCCMB19X7X4</b>
2	19" (483)	8" (203)	3.50" (89)	<b>BRMCCMB19X35X8</b>
4	19" (483)	8" (203)	7.00" (178)	<b>BRMCCMB19X7X8</b>



CPEB

### Specifications

- Rails tapped #10-24
- Finish:
  - Enclosure: zinc galvanized
  - Cover: powder coat

### Standards

- UL 1863 listed

### Consolidation Point Enclosures with Solid Cover

Width Inches (mm)	Depth Inches (mm)	Height Inches (mm)	Color	Catalog No.
14.5" (368)	4.5" (114)	21" (533)	Black	<b>CPEB</b>
			Ivory	<b>CPEI</b>

### Trim Rings

Color	Catalog No.
Black	<b>CPKTRB</b>
Ivory	<b>CPKTRI</b>

### Louvered Covers

Color	Catalog No.
Black	<b>CPKLDB</b>
Ivory	<b>CPKLDI</b>

### Lock Kit

Description	Catalog No.
Chromed steel, includes (2) keys	<b>FLOCK1</b>



AVCE1P

### AV Ceiling Enclosures

White, includes enclosure, (2) 20A duplex receptacles and 2-gang back box

Description	Catalog No.
Plenum rated	<b>AVCE1P</b>
Standard	<b>AVCE1</b>

### Data Kit

Includes 15-pin VGA 6ft BK, 9-pin serial cable 6ft BK, RCA composite 6ft BK, Cat 6 6ft and 1ft W and Cat 6 shielded 1ft and 15ft W and 10ft of 1 in black VELCRO® Brand hook-and-loop fastener

Catalog. No.	
	<b>AVCE1KIT</b>

### Specifications

- Surface finish: white powder coat
- Enclosure: 18 gauge cold rolled steel
- Mounting brackets: 18 gauge welded steel

### FPTV Connection Enclosure

White

Description	Catalog No.
2-gang in-wall enclosure	<b>NSAV62M</b>
Steel cover for NSAV6 series	<b>NSAV6C</b>

For FPTV Enclosure details and specifications, see page U3.

### Thermostat Kit

Catalog. No.	
	<b>CTK2</b>





ZAFB4U6

**Specifications**

- Aluminum enclosure, .060
- Tapped holes in brackets: #12-24
- Mounts in standard 24" x 24" raised floor panel spaces

**Zone Access Floor Boxes**

Includes enclosure, fire-rated foam kits for cable entries and exits, leveler bolts, support brackets and cable entry port covers

Description	Rack Units	Max. Port Capacity	External Dims. H x W x D	Internal Dims. H x W x D	Weight (lb)	Min. Floor Depth	Cable Entry Dims.	Catalog No.
Floor box	4	96	4.12" x 21.9" x 21.9"	4" x 21" x 21"	14	6"	3.5" x 11"	<b>ZAFB4U6</b>
	8	192	7.12" x 21.9" x 21.9"	7" x 21" x 21"	15	8"	3.5" x 11"	<b>ZAFB8U8</b>
Cover	-	-	22" x 22"	-	5	-	-	<b>ZAFBC</b>

Note: ZAFBC uses key number 2233.



ZCB5UP

**Specifications**

- Active equipment maximum dimensions: 3.5" x 15.5" x 19"
- Mounts in standard 24" x 24" drop ceiling panel spaces
- Structural mounting hardware supplied by installer

**Standards**

- Plenum rated, UL listed, file no. E129878
- UL V0 flame rating on ABS trim ring

**Zone Access Ceiling Boxes**

Includes enclosure, knob assemblies, fire-rated foam kit for cable entries and exits, support brackets, hinged door plate, equipment mounting assemblies and 9-CFM/12V fan and transformer (active unit only)

Description	Rack Units	Max. Port Capacity	External Dims. H x W x D	Door Weight	Weight Capacity (lb)	Total Weight (lb)	Cable Entry Description	Catalog No.
Passive zone ceiling box	5	120	12" x 24" x 24"	25	38	75	6" x 3"	<b>ZCB5UP</b>
Active zone ceiling box	7	120 plus 2U active equip	12" x 24" x 24"	25	39	75	3.5" x 11"	<b>ZCB7UA</b>
Zone ceiling box lock kit	-	-	-	-	-	-	-	<b>ZCBLKIT</b>
Spare zone ceiling box key	-	-	-	-	-	-	-	<b>KEY333</b>



WBC1

**Specifications**

- Material: aluminum .060
- Plenum rated
- Accepts most standard, low voltage wireless access points
- Accommodates sized ceiling tiles on the doors

**Standards**

- UL listed, file no. E129878 (ceiling box)

**Wireless Access Point Security Ceiling Box**

Includes enclosure, lockable knob assembly, fire-rated foam kit for cable entries and exits, cable entry port and cover (factory installed), and hinged door equipment mounting plate (factory installed)

Description	Mounting Plate Dims. H x W	External Dimensions H x W x D	Door Weight Capacity (lb)	Total Capacity (lb)	Cable Entry Dimensions	Catalog No.
Universal WAP enclosure	9.7" x 5.25"	4" x 10" x 12.7"	15	20	6.5" x 1.2"	<b>WBC1</b>
Cisco® Aironet® 1200 series	–	10" x 10.5" x 13.2"	15	20	6.5" x 1.2"	<b>WBC12</b>

Note: WBC1 uses Key Number 2233. WBC12 uses Key Number C346A.



WBW1OW

**Specifications**

- Vented, steel enclosure
- Finish: durable powder coat
- Cable entry/exit: four 7/8" round knock-out openings on sides, top and bottom
- Cable entry/exit: one 1 3/8" knock-out on back

**Wireless Access Point Security Wall Box**

Includes enclosure, lockable knob assembly, #10 x 1" pan head screws, conical screw anchors, flat steel washers and drill template

Description	External Dimensions H x W x D	Weight (lb)	Color	Catalog No.
Wall box	8" x 11" x 3"	1.5	Black	<b>WBW1BK</b>
			Office White	<b>WBW1OW</b>
Spare wall box lock key	–	–	–	<b>KEY333</b>

Note: WBW1OW and WBW1BK uses Key Number 333.

Cisco and Aironet are registered trademarks of Cisco Systems, Inc.



## METAL | Full Size Cabinets

Hubbell full size enclosures are for high density cabling requirements in data centers and telecommunication rooms. The H2 Series products have been designed to maximize air flow, support increased load capacity and provide easy access to cables and patch cords.





# METAL | Full Size Cabinets

Network Cabinets .....	O3
Server Cabinets.....	O4
Accessories.....	O5





Network Cabinet  
H2N8442



Cabinet without Sides  
H2N8442E



### Specifications

- Cold rolled steel
- 12 gauge steel vertical rails
- 16 gauge steel doors
- 18 gauge steel side covers
- Black powder coated
- Integrated lock, single front and rear doors
- Leveling feet
- 2,000lb static load capacity
- Locks are standard on doors and sides
- #12-24 threaded hole configuration

### Standards

- UL 1863
- EIA-310-D Hole Spacing

### Network Cabinets

Rack Units	Height Inches (mm)	Width Inches (mm)	Depth Inches (mm)	Catalog No.
43	80" (2032)	30" (762)	32" (813)	<b>H2N8032*</b>
			36" (914)	<b>H2N8036*</b>
45	84" (2134)	30" (762)	32" (813)	<b>H2N8432*</b>
			36" (914)	<b>H2N8436*</b>
			42" (1067)	<b>H2N8442*</b>
			48" (1219)	<b>H2N8448</b>
48	90" (2286)	30" (762)	42" (1067)	<b>H2N9042</b>
			48" (1219)	<b>H2N9048</b>

\*Seismic Z4 dynamic loading 1,000lb

### Network Cabinets without Sides

Rack Units	Height Inches (mm)	Width Inches (mm)	Depth Inches (mm)	Catalog No.
43	80" (2032)	30" (762)	32" (813)	<b>H2N8032E*</b>
			36" (914)	<b>H2N8036E*</b>
45	84" (2134)	30" (762)	32" (813)	<b>H2N8432E*</b>
			36" (914)	<b>H2N8436E*</b>
			42" (1067)	<b>H2N8442E*</b>
			48" (1219)	<b>H2N8448E</b>

\*Seismic Z4 dynamic loading 1,000lb



Server Cabinet  
H2S8442



Cabinet without Sides  
H2S8442E

## Specifications

- Cold rolled steel
- 12 gauge steel vertical rails
- 16 gauge steel doors
- 18 gauge steel side covers
- Black powder coated
- Integrated lock, single front and rear doors
- Leveling feet
- 2,000lb static load capacity
- Locks are standard on doors and sides
- M6 square holes

## Standards

- UL 1863
- EIA-310-D Hole Spacing

## Server Cabinets

Square holes for M6 cage nuts

Rack Units	Height Inches (mm)	Width Inches (mm)	Depth Inches (mm)	Catalog No.
43	80" (2032)	24" (607)	42" (1067)	<b>H2S8042*</b>
			48" (1219)	<b>H2S8048</b>
45	84" (2134)	24" (607)	36" (914)	<b>H2S8436*</b>
			42" (1067)	<b>H2S8442*</b>
			48" (1219)	<b>H2S8448</b>
48	90" (2286)	24" (607)	42" (1067)	<b>H2S9042</b>
			48" (1219)	<b>H2S9048</b>

\*Seismic Z4 dynamic loading 1,000lb

## Server Cabinets without Sides

Square holes for M6 cage nuts

Rack Units	Height Inches (mm)	Width Inches (mm)	Depth Inches (mm)	Catalog No.
43	80" (2032)	24" (607)	42" (1067)	<b>H2S8042E*</b>
			48" (1219)	<b>H2S8048E</b>
45	84" (2134)	24" (607)	36" (914)	<b>H2S8436E*</b>
			42" (1067)	<b>H2S8442E*</b>
			48" (1219)	<b>H2S8448E*</b>

\*Seismic Z4 dynamic loading 1,000lb



Spool  
ICKSS



Fan Kit  
H2KNF



Caster Kit  
H2KMB



Conductor Kit  
HGRKT

## Replacement Sides (Pair/One Side)

Height Inches (mm)	Depth Inches (mm)	Catalog No.
80" (2032)	32" (813)	<b>H2CVR8032</b>
	36" (914)	<b>H2CVR8036</b>
	42" (1067)	<b>H2CVR8042</b>
84" (2134)	32" (813)	<b>H2CVR8432</b>
	36" (914)	<b>H2CVR8436</b>
	42" (1067)	<b>H2CVR8442</b>
	48" (1219)	<b>H2CVR8448</b>

## Cabinet Joining Kit

Description	Catalog No.
Includes hardware	<b>H2JKT</b>

## Right Hand Hinge Kit

Description	Catalog No.
1-pair	<b>H2RH</b>

## Telescoping Chimney for H2 Cabinet

Cabinet Type	Telescoping Inches (mm)	Catalog No.
Network 30" width	21-36" (533-914)	<b>H2NCH2136</b>
	36-66" (914-1676)	<b>H2NCH3666</b>
Server 24" width	21-36" (533-914)	<b>H2SCH2136</b>
	36-66" (914-1676)	<b>H2SCH3666</b>

## Cable Management Spools

Color	Description Inches (mm)	Qty	Catalog No.
Black	3" (76)	50	<b>ICKSS</b>
	6" (152)	50	<b>ICKSS6</b>
	9" (229)	50	<b>ICKSS9</b>

## M6 Cage Nut Rails for Network Cabinet

Height Inches (mm)	Qty	Catalog No.
80" (2032)	2	<b>H2NM6R80</b>
84" (2134)	2	<b>H2NM6R84</b>
90" (2286)	2	<b>H2NM6R90</b>

## Cable Management Rail Plug

Description Inches (mm)	Qty	Catalog No.
H2N, rail plug, 2" x 5" (51 x 127)	12	<b>H2P25</b>



Cantilevered  
MCCCS19



Cantilevered  
MCCCWS19HD



Center Weighted  
MCCCWS19



Busbar  
HBBBHR19KT

## Equipment Shelves

Stationary shelf, 16 gauge, #12-24 mounting hardware

Type	Height Inches (mm)	Width Inches (mm)	Depth Inches (mm)	Load (lb)	Shelf	Catalog No.
Cantilevered	3.5" (89)	17" (432)	14" (356)	50	Solid	<b>MCCCS19</b>
					Perforated	<b>MCCCS19P</b>
Center-weighted	7" (178)	19" (483)	20" (508)	200	Solid	<b>MCCCWS19HD</b>
					3.5" (89)	17" (432)

## Cabinet Fan Kits, 460 CFM

Enclosure will accept two Fan Kits

For Use With	Catalog No.
Network cabinets, 30" width	<b>H2KNF</b>
Server cabinets, 24" width	<b>H2KSF</b>

## Conductor Kits

Description	Catalog No.
Front to rear rails	<b>HGRKTD45DN</b>
Cabinet to conductor bracket	<b>HGRKTD45C46</b>

## Vertical Cable Management Bars

Size	Catalog No.
For 80" cabinet	<b>H280CM</b>
For 84" cabinet	<b>H284CM</b>
For 90" cabinet	<b>H290CM</b>

## Rack Bonding Busbars

Description Inches (mm)	Catalog No.
19" (483) width	<b>HBBBHR19KT</b>
36" (914) height	<b>HBBBVR36KT</b>
76" (1930) height	<b>HBBBVR76KT</b>

## 19" Filler Panels

Black; includes (1) panel and (4) HPW screws

Rack Units	Height Inches (mm)	Flat Catalog No.	Angled Catalog No.
1	1.75" (44)	<b>MCCBP175</b>	<b>ABP175</b>
2	3.50" (89)	<b>MCCBP350</b>	<b>ABP350</b>
4	7.00" (178)	<b>MCCBP700</b>	-

## Caster Kit


Description	Catalog No.
4-piece	<b>H2KMB</b>





## METAL | Grounding and Bonding

Hubbell's full line of grounding and bonding products will protect and secure active equipment from harmful electrical interference. These products provide the best performance and are highly adaptable to fit within numerous building applications.





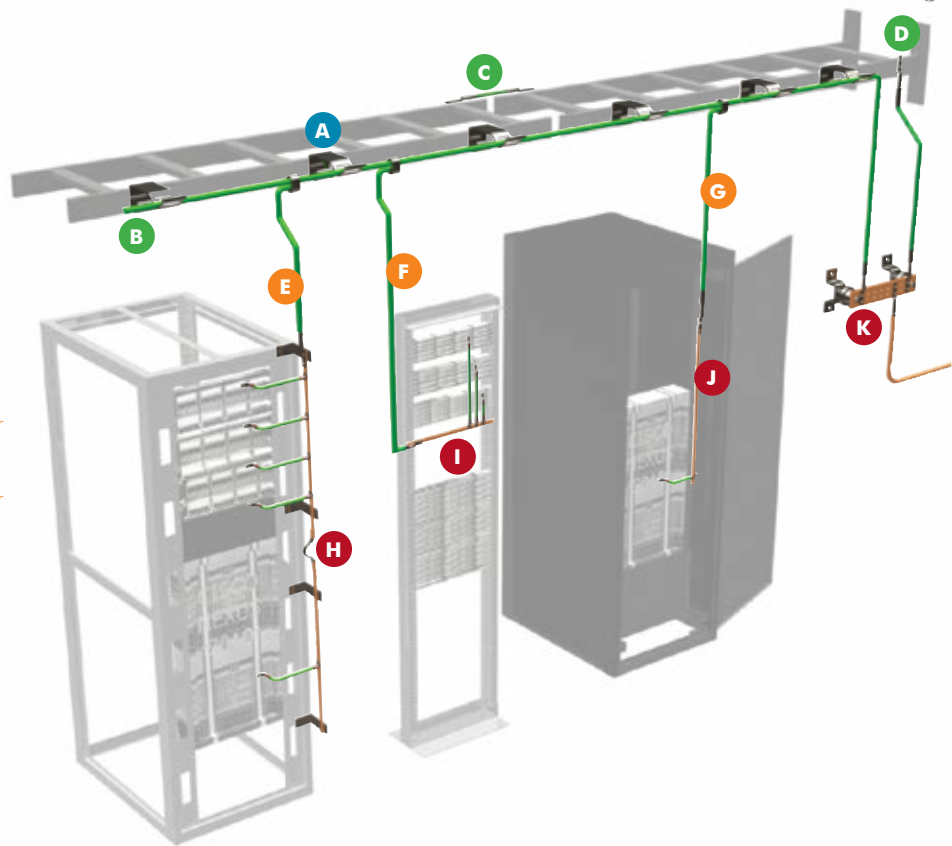
## METAL | Grounding and Bonding

Busbar Kits .....	P3
Bonding Conductor Kits.....	P4
Compression Lugs.....	P5
Busbars .....	P6
Irreversible Connectors .....	P7
Compression Taps .....	P8
Clamps .....	P9
Mechanical Connectors.....	P10
Dies .....	P11
Tools.....	P12
Accessories.....	P13
Accessories and Ladder & Basket Tray Kits .....	P14

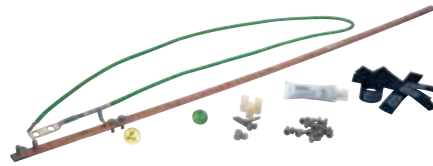




- A** Conductor Bracket for Ladder  
HGBTECBRKL10
- B** 12ft Conductor with double lug  
HGRKTD144DB
- C** Ladder tray jumper  
HGRKTD9D
- D** Ladder to Conductor  
HGRKTD60DB
- E** Conductor with C-Tap to  
76" Busbar  
HGRKTD60C46
- F** Conductor with C-Tap to 19" Busbar  
HGRKTD60C46
- G** Conductor with C-Tap to 36" Busbar  
HGRKTD60C46
- H** 76" x 3/4" Vertical Busbar  
HBBBVR76KT
- I** 19" Horizontal Busbar  
HBBBHR19KT
- J** 36" x 3/4" Vertical Busbar  
HBBBVR36KT
- K** 10" x 2" Wall Mounted Busbar  
HBBB14210A



Horizontal Busbar Kit  
HGRKTHT



Vertical Busbar Kit  
HGRKTVC



Wall Mounted Busbar Kit  
HGRKTTGB10A

## On-Rail Kits

Includes: 19" busbar; insulators ((2) nylon bushings, (2) nylon washers); mounting hardware ((2) M6 stainless screws, (2) #12-24 stainless screws); lug (DA crimped to 60", 6AWG); lug mount ((8) #6-32 stainless screws); ESD port for 4mm banana plug; VELCRO® strap; antioxidant

Description	Material	Single Pack	10-Pack
On-rail mounted; 19" rack grounding busbar	Copper	<b>HGRKTHC</b>	<b>HGRKTHC10</b>
	Tin-plated	<b>HGRKTHT</b>	<b>HGRKTHT10</b>

## In-Cabinet Kits

Includes: 36" busbar; insulators ((2) nylon bushings, (2) nylon washers); mounting hardware ((2) M6 stainless screws, (2) #12-24 stainless screws); lug (DA crimped to 60", 6AWG); lug mount ((8) #6-32 stainless screws); ESD port for 4mm banana plug; VELCRO® strap; antioxidant

Description	Material	Single Pack	10-Pack
In-cabinet mounted; 36" rack grounding busbar	Copper	<b>HGRKTVC</b>	<b>HGRKTVC10</b>
	Tin-plated	<b>HGRKTVT</b>	<b>HGRKTVT10</b>

## Wall Mounted Busbars

Busbar kit includes: copper busbar with stainless steel brackets and insulators; (1) 6AWG lug; (1) 2AWG lug; (2) 2/0AWG lugs; (1) 4/0AWG lug; stainless steel lug mounting hardware; Penetrox™ antioxidant; ground label

Size	Catalog No.
2" x 10"	<b>HGRKTTGB10A</b>
4" x 16"	<b>HGRKTTMGB16H</b>

VELCRO® is a registered trademark of Velcro Industries B.V. Penetrox™ is a trademark of Burndy Corporation.



### Kits Include

- 6AWG copper wire green insulated
- Long barrel lug(s) with inspection window
- Stainless steel mounting hardware
- 0.5oz tube of antioxidant
- Caution and GND labels

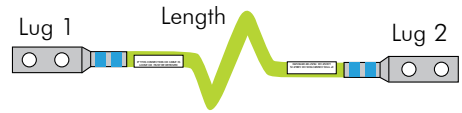
### Hole Mounting Dimensions

Lug Style	Hole Diameter	Hole Spacing	Angle
S	0.25"	–	0
D	0.25"	0.625"	0
DF	0.25"	0.625"	45
DN	0.25"	0.625"	90
DA	0.25"	0.75"	0
DB	0.25"	1.0"	0
DK	0.25"	–	0

*Color code indicates hole spacing*

### Configuring Bonding Conductor Kits

Base Catalog No.	Lug 1 Catalog No.	Length (Inches) Catalog No.	Lug 2 Catalog No.	Example:	Lug 1	Length (Inches)	Lug 2
<b>HGRKT</b>	<b>D</b>	<b>30"</b>	<b>D</b>	<b>HGRKT</b>	<b>DA</b>	<b>30</b>	<b>DN</b>
	<b>DA</b>	<b>45"</b>	<b>DF</b>				
	<b>DB</b>	<b>60"</b>	<b>DN</b>				
		<b>90"</b>	<b>DA</b>				
		<b>144"</b>	<b>DB</b>				



### Short Conductors

Catalog No.	Common Application	Lug 1	Length Inches (mm)	Lug 2
<b>HGRKTD9D</b>	Ladder tray jumper	D	9" (229)	D
<b>HGRKTS9S</b>		S	9" (229)	S
<b>HGRKTD9DXX10*</b>		D	9" (229)	D
<b>HGRKTDK11DKXH**</b>	Extruded aluminum ladder tray	DK	11" (279)	DK

\*Bulk 10-pack, no hardware, no antioxidant

\*\*No antioxidant

### Medium Conductors

Catalog No.	Common Application	Lug 1	Length Inches (mm)	Lug 2
<b>HGRKTD30S</b>	Surge suppressor conductor	D	30" (762)	S
<b>HGRKTD30DN</b>	Front to rear cabinet rail jumper	D	30" (762)	DN
<b>HGRKTD45DN</b>		D	45" (1143)	DN
<b>HGRKTD45DF</b>	Network equipment conductor	D	45" (1143)	DF
<b>HGRKTD45DFXX*</b>		D	45" (1143)	DF

\*Economy version, no hardware, no antioxidant

### Long Conductors

Catalog No.	Common Application	Lug 1	Length Inches (mm)	Lug 2
<b>HGRKTD144DA</b>	Telecommunications equipment bonding conductor	DA	144" (3658)	D
<b>HGRKTX240D</b>		–	250" (6350)	D
<b>HGRKTX360D</b>		–	360" (9144)	D

### Specialty Conductors

Catalog No.	Common Application	Lug 1	Length Inches (mm)	Lug 2
<b>HGRKTD30KS25</b>	Armored fiber	D	30" (762)	HGBKS25
<b>HGRKTD30C46</b>	Conductor with 6AWG C-tap	DA	30" (762)	C46
<b>HGRKTD60C46</b>		DA	60" (1524)	C46
<b>HGRKTD60C46</b>	Rack bonding conductor with C-tap	C	60" (1524)	C46



### Specifications

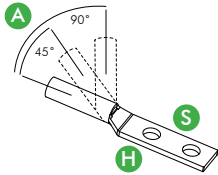
- Solid copper construction and tin plated
- UL Listed 90° C, 600V to 35kV
- Die index traceable
- UL and CSA Listed

### Lug Reference

- Hole diameter:  $38 = 3/8" = 0.375"$
- Window: inspect wire
- Barrel length: long series
- Die index: match with traceable die



### Lugs Color code indicates hole spacing



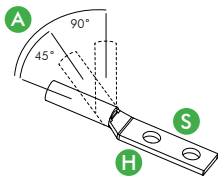
Wire Size	6AWG	4AWG	2AWG	1AWG	1/0	2/0	3/0
Pkg Qty	50	50	25	25	10	10	10
Barrel Color	Blue	Gray	Brown	Green	Pink	Black	Orange

Style	Lug Style	A = Angle	H = Hole	S = Spacing						
Single	S	0°	0.250"	-	<b>HGBL06S</b>	<b>HGBL04S</b>	<b>HGBL02S</b>	<b>HGBL01S</b>	<b>HGBL10S</b>	
Single		0°	0.375"	-			<b>HGBL02SA</b>	<b>HGBL01SA</b>	<b>HGBL10SA</b>	<b>HGBL20SA</b> <b>HGBL30SA</b>
Double	D	0°	0.250"	0.625"	<b>HGBL06D</b>	<b>HGBL04D</b>	<b>HGBL02D</b>	<b>HGBL01D</b>	<b>HGBL10D</b>	<b>HGBL20D</b>
Double	DA	0°	0.250"	0.750"	<b>HGBL06DA</b>	<b>HGBL04DA</b>	<b>HGBL02DA</b>	<b>HGBL01DA</b>	<b>HGBL10DA</b>	<b>HGBL20DA</b> <b>HGBL30DA</b>
Double	DB	0°	0.375"	1.000"	<b>HGBL06DB</b>	<b>HGBL04DB</b>	<b>HGBL02DB</b>	<b>HGBL01DB</b>	<b>HGBL10DB</b>	<b>HGBL20DB</b> <b>HGBL30DB</b>
Single	SF	45	0.250"	-	<b>HGBL06SF</b>	<b>HGBL04SF</b>	<b>HGBL02SF</b>			
Double	DF	45°	0.250"	0.625"	<b>HGBL06D45</b>	<b>HGBL04D45</b>	<b>HGBL02D45</b>			
Double	DN	90°	0.250"	0.625"	<b>HGBL06D90</b>	<b>HGBL04D90</b>	<b>HGBL02D90</b>		<b>HGBL10D90</b>	
Double		90°	0.375"	1.000"	<b>HGBL06DB90</b>	<b>HGBL04DB90</b>	<b>HGBL02DB90</b>		<b>HGBL10DB90</b>	
Double	DK	0°	0.27"	1.6"	<b>HGBL06DK</b>					
Double	DKN	90°	0.27"	1.6"	<b>HGBL06DKN</b>					

Die Index	7	8	10	11	12	13	14
HU Series	<b>HU5CRT</b>	<b>HU4CRT</b>	<b>HU2CRT</b>	<b>HU1CRT</b>	<b>HU25RT</b>	<b>HU26RT</b>	<b>HU27RT</b>
HW Series	<b>HW5CRT</b>	<b>HW4CRT</b>	<b>HW2CRT</b>	<b>HW1CRT</b>	<b>HW25RT</b>	<b>HW26RT</b>	<b>HW27RT</b>
HX Series	<b>HX5CRT</b>	<b>HX4CRT</b>	<b>HX2CRT</b>	<b>HX1CRT</b>	<b>HX25RT</b>	<b>HX26RT</b>	<b>HX27RT</b>
Dieless	(2)	(2)	(2)	(4)	(4)	(4)	(4)

See page P12


### Large Lugs



Wire Size	4/0	250kcmil	300kcmil	350kcmil	500kcmil	6000kcmil	750kcmil
Pkg Qty	10	5	5	5	5	5	5
Barrel Color	Purple	Yellow	White	Red	Brown	Green	Black

Style	A = Angle	H = Hole	S = Spacing							
Double	0°	0.375"	1.0"	<b>HGBL40DB</b>	<b>HGBL250DB</b>	<b>HGBL300DB</b>	<b>HGBL350DB</b>	<b>HGBL500DB</b>	<b>HGBL600DB</b> <b>HGBL750DB</b>	
Die Index				15	16	17	18	20	22	24
HU Series				<b>HU28RT</b>	<b>HU29RT</b>	<b>HU30RT</b>	<b>HU31RT</b>	<b>HU34RT</b>	<b>HU36RT</b>	<b>HU39RT</b>
HW Series				<b>HW28VT</b>	<b>HW29VT</b>	<b>HW30VT</b>	<b>HW31VT</b>	<b>HW34VT</b>		
Dieless				(4)						

See page P12



**Kits Include**

- Rack Ground Busbar
- Telecommunications Grounding Busbar
- Telecommunications Main Grounding Busbar
- Kits include insulators and assembly hardware
- Available with tin plating




**Busbars**

Catalog No./  
Description

*Color code indicates hole spacing*

Hole Diameter    Hole Spacing    Total Qty    Double Lug Qty

**HBBBHR19KT\***  
0.75" W x 19" L x 0.25" D,  
insulators, mounting  
hardware, lug  
mounting hardware.



1/4"-20	0.625"	10	5
0.25"	0.75"	4	2



**HBBBVR36KT\***  
0.75" W x 36" L x 0.25" D,  
insulators, mounting  
hardware, lug mounting  
hardware.



1/4"-20	0.625"	16	8
5/16"-18 stud	1.0"	2	1



**HBBBVR76KT\***  
(2) 0.75" W x 36" L  
x 0.25" D busbars,  
8" braided jumper,  
insulators, (4) brackets,  
mounting hardware,  
lug mounting hardware.



1/4"-20	0.625"	16	8
---------	--------	----	---



**HBBB14210A\***  
2" W x 10" L x 0.25" D



0.25"	0.625"	16	8
-------	--------	----	---



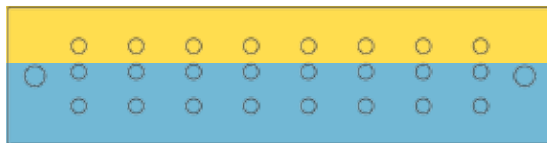
**HBBB14224B\***  
2" W x 24" L x 0.25" D



0.25"	0.625"	18	9
0.25"	0.75"	18	9



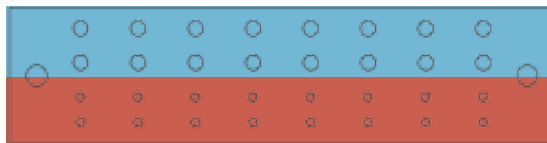
**HBBB14416G\***  
4" W x 16" L x 0.25" D



0.44"	0.75"	8	-
0.44"	1.0"	16	8



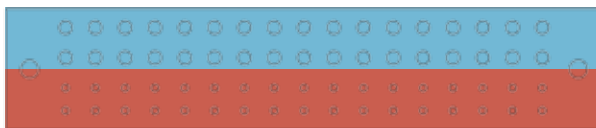
**HBBB14416H\***  
4" W x 16" L x 0.25" D



0.44"	1.0"	16	8
0.25"	0.75"	16	8




**HBBB14420J\***  
4" W x 20" L x 0.25" D



0.44"	1.0"	34	17
0.25"	0.75"	34	17



For all connections to busbars, oxidation must be scrubbed away and the application of an antioxidant is required.  
\*Add "TP" at the end of any busbar Catalog No. for Tin Plated.



### Installation



- Irreversible compression bond to busbars
- Die index traceable



Busbar Connector  
HYG14B2TC2C6C



Busbar Connector  
HYG14BTC28

### Busbar Connectors

Catalog No.	Quantity	Dimensions Inches (mm)	Wire 1	Wire 2	Die
<b>HYG14B2TC2C6C</b>	1	1.5" x 1.37" x 0.81" (38 x 35 x 21)	2AWG	6AWG	HU1105
<b>HYG14B2TC2C2C</b>	1	1.5" x 1.37" x 0.81" (38 x 35 x 21)	2AWG	2AWG	HU1105
<b>HYG14BTC28</b>	1	1.5" x 1.37" x 0.81" (38 x 35 x 21)	4/0 -1/0AWG	-	HU1105

Note: Individually packaged, Penetrox™ applied, compatible with 0.25" thick busbars.



### Installation



- Irreversible compression bond to steel I-beams
- Die index traceable





I-Beam Connector  
HYGIBS338



Heavy Duty Lug  
HYGHA02

### I-Beam Connectors

Catalog No.	Quantity	Steel Flange	Flange I Range Inches (mm)	Die
<b>HYGIBS338</b>	1	Standard 	0.250"–0.338" (6–9)	HU1105
<b>HYGIBS400</b>	1		0.338"–0.400" (6–10)	HU1105
<b>HYGIBS462</b>	1		0.400"–0.462" (10–12)	HU1105
<b>HYGIBS550</b>	1		0.462"–0.500" (12–13)	HU1105
<b>HYGIBW338</b>	1	Wide 	0.250"–0.338" (6–9)	HU1105
<b>HYGIBW400</b>	1		0.338"–0.400" (9–10)	HU1105
<b>HYGIBW462</b>	1		0.400"–0.462" (10–12)	HU1105
<b>HYGIBW550</b>	1		0.462"–0.500" (12–13)	HU1105


Note: Includes heavy duty lug mounting hardware: (2) 0.42" threaded studs, (2) flat washers, (2) lock washers, (2) hex nuts.  
Hole spacing for heavy duty HYGHA lugs.

### Heavy Duty Lugs


Catalog No.	Quantity	Conductor Size	Hole Size Inches (mm)	Spacing Inches (mm)	Die Index	Die
<b>HYGHA02</b>	1	2AWG	0.56" (14)	1.75" (44)	11	HU1CRT
<b>HYGHA25</b>	1	1/0AWG	0.56" (14)	1.75" (44)	14	HU27RT
<b>HYGHA26</b>	1	2/0AWG	0.56" (14)	1.75" (44)	15	HU28RT
<b>HYGHA27</b>	1	3/0AWG	0.56" (14)	1.75" (44)	16	HU29RT (2)

Note: Individually packaged, Penetrox™ filled, compatible with HYGIB I-beam connectors.

Penetrox™ is a trademark of Burndy Corporation.



Thin Wall C-Tap  
HYC4L12



Direct Burial C-Tap  
HYC4C6



H-Tap  
HYH6C6C



Clear Cover  
HYH6CWC



Black Cover  
HCFBGFR

## Thin Wall C-Taps

Catalog No.	Qty	Stranded AWG	Stranded AWG	Stranded AWG	Length Inches (mm)	Color Code	No. Ribs	Die Index	HW Series	HU Series
<b>HYC4L12</b>	25	6-6			1.18" (30)	Brown	1	10	HW2CVT(2)	HUC4
<b>HYC2L12</b>	25	4-4	2-6		1.18" (30)	Pink	1	12	HW25VT (2)	HUC2
<b>HYC1L12</b>	10	2-4	1-6		1.75" (44)	Black	2	13	HW26VT (2)	HUC1
<b>HYC25L12</b>	10	2-2	1-4	1/0-4	1.75" (44)	Orange	2	14	HW27VT(3)	HU25
<b>HYC26L12</b>	5	1-1	1/0-2	2/0-2	1.75" (44)	Purple	2	15	HW28VT(3)	HU26
<b>HYC27L12</b>	5	1/0-1/0	2/0-2	3/0-2	1.75" (44)	Yellow	2	16	HW29VT(3)	-

## Direct Burial C-Taps

Catalog No.	Qty	Stranded AWG	Stranded AWG	Stranded AWG	Length Inches (mm)	Die Index	HW Series	HU Series
<b>HYC4C6</b>	10	6-6	4-6		0.625" (16)	BG	HWBG (2)	HUBG (2)
<b>HYC4C4</b>	10	4-4	4-6		0.625" (16)	BG	HWBG (2)	HUBG (2)
<b>HYC2C4</b>	10	2-4	2-6		0.75" (44)	C	HWCC (2)	HUC (2)
<b>HYC2C2</b>	10	2-2			0.75" (44)	C	HWCC (2)	HUC (2)
<b>HYC26C2</b>	5	2/0-6	2/0-4	2/0-2	0.875" (22)	0	-	HU0
<b>HYC26C26</b>	5	2/0-2/0			0.875" (22)	0	-	HU0
<b>HYC28C2</b>	1	4/0-6	4/0-4	4/0-2	1.07" (27)	D3	-	HUD3
<b>HYC28C26</b>	1	4/0-2/0			1.07" (27)	D3	-	HUD3
<b>HYC28C28</b>	1	4/0-4/0			1.07" (27)	D3	-	HUD3

## H-Taps

Catalog No.	Qty	Stranded AWG	Stranded AWG	Stranded AWG	Length Inches (mm)	Color Code	Die Index	HW Series	HU Series
<b>HYH6C6C</b>	1	6-6			0.6" (15)	Orange	BG	HWBG	HUBG
<b>HYH2C2C</b>	1	2-2,4,6	4-4,6		0.75" (44)	Brown	C	HWCC	HUC
<b>HYH29C2C</b>	1	4/0-2,6	2/0-2,6	1/0-2,6	0.9" (23)	Purple	654	-	HU654
<b>HYH2929</b>	1	4/0-4/0,2	3/0-3/0,2	2/0-2/0,2	0.9" (23)	Purple	654	-	HU654
<b>HYH3429</b>	1	500-250,1/0	350-250,1/0	4/0-1/0	1.0" (25)	Brown	1104	-	HU1104
<b>HYH3434</b>	1	500-500,4/0	350-350,4/0		1.0" (25)	Brown	1104	-	HU1104
<b>HYH3931</b>	1	750-4/0,1/0	650-4/0,1/0	500-4/0,1/0	0.95 (24)	Yellow	K-R	-	HUKR
<b>HYH3939</b>	1	750-750,350	650-650,350	500-350	1.25 (32)	Yellow	K-R	-	HUKR


## H-Taps with Clear Cover

Catalog No.	Qty	Stranded AWG	Stranded AWG	Stranded AWG	Length Inches (mm)	Color Code	Die Index	HW Series	HU Series
<b>HYH6CWC</b>	1	6-6			0.6" (15)	Orange	BG	HWBG	HUBG
<b>HYH2CWC</b>	1	2-2,4,6	4-4,6		0.75" (44)	Brown	C	HWCC	HUC
<b>HYH29WC</b>	1	4/0-2,6	2/0-2,6	1/0-2,6	0.9" (23)	Purple	654	-	HU654
<b>HYH2929WC</b>	1	4/0-4/0,2	3/0-3/0,2	2/0-2/0,2	0.9" (23)	Purple	654	-	HU654

## H-Tap Covers

Clear Cover	Black Cover	Qty	H-Tap Size	Color Code
<b>HCCFBGFR</b>	<b>HCFBGFR</b>	1	HYH6Cxx	Orange
<b>HCCFOFR</b>	<b>HCFOFR</b>	1	HYH2Cxx	Brown
<b>HCCDFFR</b>	<b>HCFDFR</b>	1	HYH29xx	Purple
<b>HCCFN</b>	<b>HCFN</b>	1	HYH34xx	Brown
<b>HCCFR</b>	<b>HCFR</b>	1	HYH39xx	Yellow





Grid

Parallel (Serpentine)

Parallel (Direct)



Raised Floor Clamp  
HGBGXP1828RF



Raised Floor Clamp  
HGBGP1526G1



Raised Floor Clamp  
HGBGRF4C3



Pipe Clamp  
HGBGAR1726

### Raised Floor Pedestal Clamps

Catalog No.	Pedestal	Wire Range	Configuration	Hardware	Install Torque
<b>HGBGXP1828RF</b>	0.75"-1.5" square  0.75"-1.875" round	6 – 4/0AWG	Grid or parallel	Stainless Steel 1/2"	120in-lb conductor 180in-lb clamp
<b>HGBGP1526G1</b>	1.0"-1.25" round	4 – 2/0AWG	Parallel	Silicon Bronze 9/16"	240in-lb
<b>HGBGRF4C3</b>	0.75"-1.0" round or square	8 – 2AWG	Parallel	Silicon Bronze 9/16"	240in-lb

Note: Torque values may differ based on the Grounding and Bonding Standard selected.  
The Mesh Bonding Network shall have a support attached at a maximum of 3' (36") intervals.

### Pipe Clamps

Catalog No.	I.P.S. Pipe Diameter Inches	Height Inches	Width Inches	Conductor Range	U-Bolt Size Inches	Nut Size Inches
<b>HGBGAR1526</b>	1.0"	2 7/8"	2 5/8"	4AWG-2/0AWG	3/8"	9/16"
<b>HGBGAR1726</b>	1.5"	3 1/2"	3"	4AWG-2/0AWG	3/8"	9/16"
<b>HGBGAR1826</b>	2.0"	4"	3 1/4"	4AWG-2/0AWG	3/8"	9/16"
<b>HGBGAR1926</b>	2.5"	4 1/4"	3 3/4"	4AWG-2/0AWG	3/8"	9/16"
<b>HGBGAR2026</b>	3.0"	5"	4 1/4"	4AWG-2/0AWG	3/8"	9/16"
<b>HGBGAR2126</b>	3.5"	5 5/8"	4 3/4"	4AWG-2/0AWG	3/8"	9/16"
<b>HGBGAR2226</b>	4.0"	6 1/4"	5 3/8"	4AWG-2/0AWG	3/8"	9/16"
<b>HGBGAR2426</b>	5.0"	6 3/8"	5 7/8"	4AWG-2/0AWG	3/8"	9/16"
<b>HGBGAR8629</b>	6.0"	8 13/16"	8 3/8"	2AWG-250kcmil	1/2"	3/4"

Note: All pipe clamps secure the grounding conductor to the pipe in a parallel or perpendicular manner.



Terminal  
HGBKA6U



Terminal  
HGBKLU35



Split Bolt Connector  
HGBKS22



On-Rail Terminal  
HGBKARB

## Terminals

Catalog No.	Qty	Minimum	Maximum	Material	Mount Hole Diameter Inches	Recommended Torque in-lb
<b>HGBKA6U</b>	100	14AWG	6AWG	Aluminum	0.25"	45in-lb
<b>HGBBGBL4</b>	100	14AWG	4AWG	Aluminum	0.22"	35in-lb
<b>HGBKLU35</b>	100	14AWG	6AWG	Copper	0.19"	45in-lb
<b>HGBCL501</b>	100	14AWG	4AWG	Copper	0.22"	35in-lb

## On-Rail Terminal

Catalog No.	Qty	Minimum	Maximum	Material	Mount Hole Diameter Inches	Hole Spacing
<b>HGBKARB</b>	1	14AWG	2/0	Aluminum	0.31"	0.625"

## Split Bolt Connectors

Catalog No.	Qty	STR Min Run and Tap	STR Max Run and Tap	SOL Max Run and Tap	Material	Bolt Size Inches	Length Inches	Recommended Torque, in-lb
<b>HGBKS17</b>	50	8AWG	6AWG	6AWG	Copper	7/16"	1.14"	165in-lb
<b>HGBKS20</b>	50	8AWG	4AWG	4AWG	Copper	1/2"	1.20"	165in-lb
<b>HGBKS22</b>	50	6AWG	3AWG	2AWG	Copper	19/32"	1.50"	275in-lb
<b>HGBKS23</b>	25	6AWG	2AWG	1AWG	Copper	5/8"	1.54"	275in-lb
<b>HGBKS25</b>	25	4AWG	1/0AWG	2/0AWG	Copper	3/4"	1.77"	385in-lb
<b>HGBKS26</b>	10	2AWG	2/0AWG	3/0AWG	Copper	7/8"	1.94"	385in-lb
<b>HGBKS27</b>	10	1AWG	3/0AWG	4/0AWG	Copper	1 1/8"	1.86"	500in-lb
<b>HGBKS29</b>	5	1AWG	250Kcmil	4/0AWG	Copper	1 1/8"	2.07"	650in-lb

## Split Bolt Covers

Catalog No.	Qty	Size Minimum	Size Maximum	Color
<b>HGBSC4</b>	1	HGBKS17	HGBKS20	Black
<b>HGBSC2</b>	1	HGBKS22	HGBKS23	Black
<b>HGBSC20</b>	1	HGBKS25	HGBKS26	Black

## ShieldBond Connector

Catalog No.	Qty	Description
<b>BC285SB100</b>	100	ShieldBond connector kits for cable jackets. Each kit includes brass screw and nut, (2) retaining washers, (1) gripping. Install tool included.



6-Ton Power Tool  
HPAT600LI



9000lb Manual Tool  
HMD7



8000lb Manual Tool  
HOUR840



12-Ton Power Tool  
HPAT750LI

**Tools, HW- and HX-Dies**

Catalog No.	Description	
<b>HPAT600LI</b>	6-ton automatic compression tool, 18V lithium powered, carrying case, lanyard, (2) lithium batteries, (1) charging station	Uses HW series dies
<b>HMD7</b>	9000lb manual compression tool, built-in BG die, handle length 25"	
<b>HOUR840</b>	8000lb manual compression tool, hand ratcheting forward cycle until max capacity reset, metal carrying case with die holders	Uses HX series dies

**Tools, HU-Dies**

Catalog No.	Description	
<b>HPAT750LI</b>	12-ton automatic compression tool, 18V lithium powered, carrying case, lanyard, (2) lithium batteries, (1) charging station	Uses HU series dies
<b>HY750CHSXT</b>	12-ton manual hydraulic compression tool, carrying case, handle length 24"	



Manual Compression Tool  
HMRC840



Torque Wrench  
HBT30150

**Integrated Die Tool**

Catalog No.	Description
<b>HMRC840</b>	Manual compression tool, dies for 6AWG to 4/0AWG are integrated into the head, color coded dies unlock and can be rotated to lug barrel size; 26" leveraged handles

**Torque Wrenches**

Catalog No.	Description
<b>HBT30150</b>	30-150in-lb torque wrench, carrying case, certification calibration
<b>HBT150750</b>	150-750in-lb torque wrench, carrying case, certification calibration



HU Series Dies  
HU27RT



HW Series Dies  
HW5CRT



HX Series Dies  
HX5CRT



Integrated Die Tool  
HMRC840

### Lug Dies for Compression Lugs

Lug Size	HX Series	HW Series	HU Series
6	<b>HX5CRT</b>	<b>HW5CRT</b>	<b>HU5CRT</b>
4	<b>HX4CRT</b>	<b>HW4CRT</b>	<b>HU4CRT</b>
2	<b>HX2CRT</b>	<b>HW2CRT</b>	<b>HU2CRT</b>
1	<b>HX1 CRT</b>	<b>HW1 CRT</b>	<b>HU1 CRT</b>
1/0	<b>HX25RT</b>	<b>HW25RT</b>	<b>HU25RT</b>
2/0	<b>HX26RT</b>	<b>HW26RT</b>	<b>HU26RT</b>
3/0	<b>HX27RT</b>	<b>HW27RT</b>	<b>HU27RT</b>
4/0	-	<b>HW28VT</b>	<b>HU28RT</b>
250	-	<b>HW29VT</b>	<b>HU29RT</b>
300	-	<b>HW30VT</b>	<b>HU30RT</b>
350	-	<b>HW31VT</b>	<b>HU31RT</b>
400	-	<b>HW34VT</b>	<b>HU34RT</b>
500	-	-	<b>HU36RT</b>
750	-	-	<b>HU39RT</b>

### Tap Dies for Compression Taps

Die Index	HX Series	HW Series	HU Series
BG	<b>HXBG</b>	<b>HWBG</b>	<b>HUBG</b>
C	-	<b>HWCC</b>	<b>HUC</b>
0	-	<b>HW0</b>	<b>HU0</b>
10	-	<b>HW2CVT</b>	<b>HUC4</b>
12	-	<b>HW25VT</b>	<b>HUC2</b>
13	-	<b>HW26VT</b>	<b>HUC1</b>
14	-	<b>HW27VT</b>	<b>HUC25</b>
15	-	<b>HW28VT</b>	<b>HUC26</b>
16	-	<b>HW29VT</b>	-
1105	-	-	<b>HU1105</b>
1104	-	-	<b>HU1104</b>
654	-	-	<b>HU654</b>
997	-	-	<b>HU997</b>



HWDIETREE



HWDIECASE

### Die Tree

Catalog No.	For Use With	Holds
<b>HWDIETREE</b>	HW and HX dies*	6 sets

\*Dies not included

### Die Cases

Catalog No.	For Use With	Holds
<b>HWDIECASE</b>	HW and HX dies*	12 sets
<b>HUDECASE</b>	HU dies*	15 sets

\*Dies not included




ESD Port Kit  
HGBESDKT10



Metal Bracelet  
HGBESDBM



Braided Jumper  
HGBBD12



Wall Mount Ground Kit  
REKGB

METAL | GROUNDING AND BONDING

**Installation Accessories**

Catalog No.	Qty	Description
<b>HGBESDKT10</b>	10	ESD port for 4mm banana plug; 0.5oz Penetrox™; ESD Label; (2) #12-24 TFS; (2) M6 stainless TFS
<b>HGB25CNWH</b>	50	1/4" belleville washer
<b>HGB38CNWH</b>	50	3/8" belleville washer
<b>HGB1224ST</b>	50	#12-24 x 3/4" stainless steel screws
<b>HGBM6ST</b>	50	M6 x 16mm stainless steel screws
<b>HGBESDLBL</b>	25	ESD label
<b>HGBGNDLBL</b>	25	Ground label
<b>HGRKTLBL</b>	25	Ground wire label

Catalog No.	Qty	Description
<b>HGBESDBC</b>	1	ESD cloth bracelet; 6ft cord; 4mm banana plug
<b>HGBESDBM</b>	1	ESD metal bracelet; 6ft cord; 4mm banana plug
<b>HGB025DBS</b>	1	3/16" drill bit for steel material and 1/4" thread forming screw
<b>HGBCWB2</b>	1	Wire brush for power drill
<b>HGB24AP</b>	6	2" x 4" abrasive pad
<b>HGBP8A</b>	1	8oz bottle Penetrox™
<b>HPNEA0550</b>	50	0.5oz tube Penetrox™
<b>HGB25PPW</b>	50	Serrated paint piercing washer


**Braided Jumper**

Catalog No.	Qty	Length Inches (mm)	Width Inches (mm)	Hole Size Inches	Hole Spacing Inches (mm)
<b>HGBBD6S10</b>	10	6" (152)	0.5" (13)	1/4"	-
<b>HGBBD9S10</b>	10	9" (229)	0.5" (13)	1/4"	-
<b>HGBBD8</b>	1	8" (203)	0.94" (24)	3/8"	1.0" (25)
<b>HGBBD12</b>	1	12" (305)	0.94" (24)	3/8"	1.25" (32)
<b>HGBBD18</b>	1	18" (457)	0.94" (24)	3/8"	1.25" (32)
<b>HGBBD24</b>	1	24" (610)	0.94" (24)	3/8"	1.25" (32)

**QUADCAB® Wall Mount Cabinet Ground Kit**

Catalog No.	Description
<b>REKGB</b>	Ground bar with (6) 1/4"-20 male studs; (2) 1/4"-20 carriage bolts and isolating hardware; (2) ground straps; (6) 1/4"-20 nuts with star washers

Penetrox™ is a trademark of Burndy Corporation.



Conductor Bracket  
HGBTEBCBRKL10




Halo Bracket  
HGBSETH

## Installation Accessories

Catalog No.	Qty	Description
<b>HGBTEBCBRKL10</b>	10	TEBC bracket for ladder rack, aluminum painted black
<b>HGBTEBCBRKW10</b>	10	TEBC bracket for wire tray, aluminum painted black
<b>HGBTEBCBRKR</b>	1	TEBC bracket for extruded aluminum tray with standoff insulators, made of stainless steel, (4) cable holders
<b>HGBVRBKT</b>	2	Off rail bracket for vertical RGB

## Insulated Halo Bracket

Catalog No.	Qty	Description
<b>HGBSETH</b>	1	Stainless steel bracket, insulator, UV Rated cable holding clips for 0.25", 0.31", 0.38", 0.50", 0.56", 0.75" and 0.88" cables



Ladder Tray Kits  
HGRKTKA9KA5  
HGRKTKLU9KLU5



Wire Basket Kits  
HGRKTWC45  
HGRKTB5

## Ladder Tray Bonding Jumper Kits

Catalog No.	Connector	Description
<b>HGRKTKA9KA5</b>	Parallel Aluminum	Includes: (10) connectors; (5) 6AWG conductors 9"; (10) hardware for securing; labels for each conductor
<b>HGRKTKLU9KLU5</b>	Standoff Copper	

## Basket Tray Bonding Jumper Kits

Catalog No.	Connector	Description
<b>HGRKTWC45</b>	C-Tap (Requires BG die)	Includes: (10) connectors; (5) 6AWG conductors 9"; labels for each conductor
<b>HGRKTB5</b>	Split Bolt	



## METAL | Power Distribution

Hubbell has developed a family of high performance power distribution units (PDUs) for use in data centers, telecommunication rooms and remote equipment enclosures. Hubbell PDUs are manufactured in a wide variety of horizontal and vertical configurations such as: metered and unmetered, with or without surge protection, power load, receptacle count and receptacle configurations. Each PDU is 100% tested and inspected to assure reliable, conditioned power to the active electronics.





# METAL | Power Distribution

Vertical Power Strips .....	Q3
Horizontal Power Strips, Rack Mount .....	Q4
Advanced Power Strips, NEMA.....	Q5
Advanced Power Strips, IEC and Specialty.....	Q6







### Specifications

- Housing material: cold-rolled steel
- Housing finish: black powder coat
- AC voltage: 120V or 250V
- Current rating: 15A, 20A, 30A or 60A
- Outlets: NEMA 5-15R or 5-20R or IEC C-13 or C-19
- Input plug cord: 10' cable with NEMA plug, IEC 320 C-20 inlet, or 60A IEC 309 plug
- Surge protection:
  - Protection modes: L-N, L-G, N-G
  - Joule rating: 720

### Power Strips, Vertical Mount

Includes: (1) strip, (1) kit mounting hardware, universal mounting brackets

Electrical Specification	Receptacle Type	Outlets Front	Plug Type	No. of Circuits	Surge Protected	Switch	Current Monitor	Catalog No.
15A-120V	NEMA 5-15R	10	NEMA 5-15P	1	No	No	No	<b>PR104</b>
20A-120V	NEMA 5-20R	10	NEMA 5-20P	1	No	No	No	<b>PR10420</b>
15A-120V	NEMA 5-15R	20	NEMA 5-15P	1	No	No	No	<b>PR206</b>
20A-120V	NEMA 5-20R	20	NEMA 5-20P	1	No	No	No	<b>PR20620</b>
20A-120V	NEMA 5-20R	20	NEMA 5-20P	1	No	No	No	<b>PR20620TL<sup>1</sup></b>
20A-120V	NEMA 5-20R	20	NEMA 5-20P	1	No	Yes	Yes	<b>PR20820DRTL<sup>2</sup></b>
30A-120V	NEMA 5-20R	20	NEMA L5-30P	1	No	No	No	<b>PR20830</b>
20/16A/circuit 120V	NEMA 5-20R	20	NEMA 5-20P	2	No	No	No	<b>PR20820A<sup>3</sup></b>
20/16A-120/250V	IEC 320C-13	20	IEC 320 C20	1	No	No	No	<b>PR20820I<sup>4</sup></b>
30/24A-250V	IEC 320C-13	24	NEMA L6-30P	1	No	No	No	<b>PR24</b>

<sup>1</sup>PR20620TL includes a Twist-Lock® plug.

<sup>2</sup>PR20820DRTL features a digital current meter and a 20A Twist-Lock® plug.

<sup>3</sup>PR20820A features (2) 20A circuits each fed by 10' cable with NEMA 5-20 plug.

<sup>4</sup>PR20820I includes an IEC 320 (C-20) inlet for power input.

### Mounting Brackets for Vertical Power Strips

Description	Catalog No.
L-brackets: turned in for rack/rail mounting; turned out to extend mounting options an additional 8 inches	<b>PRSLB4</b>
For left, right, front or back rail mounting; may be installed in conjunction with other equipment mounted in the same "U" space	<b>PREZB</b>



MCCPSS19TS



HPWPWR



PR10720

## Specifications

- Housing material: cold-rolled steel
- Housing finish: black powder coat
- AC voltage: 120V or 250V
- Current rating: 15A, 20A, 30A or 60A
- Outlets: NEMA 5-15R or 5-20R or IEC C-13 or C-19
- Input plug cord: 10' cable with NEMA plug, IEC 320 C-20 inlet, or 60A IEC 309 plug
- Surge protection:
  - Protection modes: L-N, L-G, N-G
  - Joule rating: 720

## Power Strips, Horizontal

Includes: (1) strip, (1) kit mounting hardware

Electrical Specification	Receptacle Type	Outlets		Mounting Style	Surge Protected	Transformer Spaced	Switch	Current Monitor	Catalog No.
		Front	Rear						
15A-120V	NEMA 5-15R	0	10	Flush	No	No	Yes	No	<b>HPWPWR</b>
15A-120V	NEMA 5-15R	0	10	Flush	Yes	No	Yes	No	<b>MCCPSS19</b>
15A-120V	NEMA 5-15R	4	4	Recess	Yes	Yes	No	No	<b>MCCPSS19TS</b>
20A-120V	NEMA 5-20R	0	10	Flush	No	No	No	No	<b>PR10120</b>
20/16A, 120/250V	IEC 320C-13	10	0	Flush	No	No	No	No	<b>PR10720<sup>1</sup></b>
15A-120V	NEMA 5-15R	0	6	Flush	No	No	No	No	<b>PR0615</b>
20A-120V	NEMA 5-20R	0	10	Flush	No	No	Yes	Yes	<b>PR1020</b>
60A-250V	IEC 320C-19	0	3	Adjustable	No	N/A	CB/Switch	No	<b>PR0360<sup>2</sup></b>

<sup>1</sup>PR10720 includes an IEC 320 (C-20) inlet for power input. Vertical mount brackets are also included.

<sup>2</sup>PR0360 features 10' cable with IEC 60A 2P/3W plug.

## Mounting Brackets for Horizontal Power Strips

Description	Catalog No.
Adjustable mount brackets; allows numerous recess or flush mount options	<b>PRAMB</b>
Panel mount brackets; ideal for zero "U" mounting applications; effectively allows the unit to be hung from a cross beam or flat surface	<b>PRPMB</b>

Type	Catalog No.	Integral Fixed Brackets	Pre-Assembled Brackets Included	Optional Brackets Available
19" Rack Mount	HPWPWR	Flush Mount	N/A	N/A
	MCCPSS19			
	PR10120			
	PR0615			
	PR1020			
	MCCPSS19TS	N/A	Recess Mount	PRAMB PRPMB
	PR10720	N/A	Flush Mount and PRSLB4	PREZB
	PR0360	N/A	PRAMB	PRPMB



PRRMLM203PYN2T4

PRRMLM603PDC2PSB

PRRMLM1203PDN4NOB

**Specifications**

- Housing material: cold-rolled steel
- Housing finish: durable, black powder coat
- FCC Part 15, Class A conformance
- Web based GUI
- SNMP v1
- AC voltage: 125, 250, 120/208
- Current rating: 20, 30, 60, 80, 120A
- Phase: single, 3~ WYE, 3~ DELTA
- Frequency: 50/60Hz
- Input plug type: various, NEMA, straight blade, TWIST-LOCK®, Pin and Sleeve, none (conduit connection access provided)
- Receptacles: various NEMA and IEC

**Standards**

- UL and cUL Listed 60950

**NEMA Receptacles**

Electrical Specification (AC Input)	Input Plug Type	Cord Length (Feet)	Receptacle Information	Maximum Output per Receptacle	Circuit Breaker	Switch	Brackets	Dim. LxWxD (Inches)	Catalog No.
20A/125V	NEMA 5-20P	10	(24) NEMA 5-20R	125V, 20A	No	No	66" full length	66.25 x 2 x 2	<b>PRRMLM20125N1P1</b>
30A/125V	NEMA L5-30P <sup>1</sup>	10	(24) NEMA 5-20R	125V, 20A	Yes	Integral to Breaker	Tool less and 66" full length	66.25 x 2 x 3.5 <sup>2</sup>	<b>PRRMLM30125N1T1B</b>
20A/250V	NEMA L6-20P <sup>1</sup>	10	(24) NEMA 6-20R	250V, 20A	No	No	66" full length	66.25 x 2 x 2	<b>PRRMLM20250N2T2</b>
30A/250V	NEMA L6-30P <sup>1</sup>	10	(24) NEMA 6-20R	250V, 20A	Yes	Integral to Breaker	Tool less and 66" full length	66.25 x 2 x 3.5 <sup>2</sup>	<b>PRRMLM30250N2T3B</b>
20A/120V-208V <sup>3</sup>	NEMA L21-20P <sup>1</sup>	10	(24) NEMA 5-20R and (6) NEMA L6-20R	120V, 20A for 5-20R; 208V, 20A for L6-20R	No	No	66" full length	66.25 x 2 x 2	<b>PRRMLM203PYN1N3T4</b>
30A/120V-208V <sup>3</sup>	NEMA L21-30P <sup>1</sup>	6	(6) NEMA 5-20R and (6) NEMA L6-30R	120V, 20A for 5-20R; 250V, 30A for L6-30R	Yes	Integral to Breaker	Tool less and 66" full length	66.25 x 2 x 3.5 <sup>2</sup>	<b>PR3PWYERPMONLCN66T</b>

<sup>1</sup>TWIST-LOCK®

<sup>2</sup>1.44" of 3.5" is for the breaker area

<sup>3</sup>3-Phase WYE

## IEC Receptacles

Electrical Specification (AC Input)	Input Plug Type	Cord Length (Feet)	Receptacle Information	Maximum Output per Receptacle	Circuit Breaker	Switch	Brackets	Dim. LxWxD (Inches)	Catalog No.
20A/125V	NEMA 5-20P	10	(24) IEC C-13 (banks of 4) and IEC C-19	125V, 15A per IEC C-13 receptacle bank; 125V, 20A for IEC C-19	No	No	66" full length	66.25 x 2 x 2	<b>PRRMLM20125C1C3P1</b>
30A/125V	NEMA L5-30P <sup>1</sup>	10	(24) IEC C-13 and (6) IEC C-19	125V, 15A per IEC C-13 receptacle bank; 125V, 20A for IEC C-19	Yes	Integral to Breaker	Tool less and 66" full length	66.25 x 2 x 3.5 <sup>2</sup>	<b>PRRMLM30125C1C3T1B</b>
20A/250V	NEMA 6-20P	10	(24) IEC C-13 and (6) IEC C-19	250V, 15A per IEC C-13 receptacle bank; 125V, 20A for IEC C-19	No	No	66" full length	66.25 x 2 x 2	<b>PRRMLM20250C1C3P2</b>
30A/250V	NEMA L6-30P <sup>1</sup>	10	(24) IEC C-13 and (6) IEC C-19	250V, 15A per IEC C-13 receptacle bank; 125V, 20A for IEC C-19	Yes	Integral to Breaker	Tool less and 66" full length	66.25 x 2 x 3.5 <sup>2</sup>	<b>PRRMLM30250C1C3T3B</b>
30A/120V-208V <sup>3</sup>	NEMA L21-30P <sup>1</sup>	10	(24) IEC C-13 and (6) IEC C-19	208V, 15A per IEC C-13 receptacle bank; 208V, 20A for IEC C-19	Yes	Integral to Breaker	Tool less and 66" full length	66.25 x 2 x 3.5 <sup>2</sup>	<b>PRRMLM303PYC1C3T5B</b>
60A/250V <sup>4</sup>	IEC 60309 Pin/Sleeve, 60A/250V, 3P/4W, Watertight	5	(12) IEC C-19	250V, 12A	Yes	Integral to Breaker	Tool less and 66" full length	66.25 x 2.3 x 3.45	<b>PRRMLM603PDC2PSB</b>

## Specialty Power Strips

Electrical Specification (AC Input)	Input Plug Type	Cord Length (Feet)	Receptacle Information	Maximum Output per Receptacle	Circuit Breaker	Switch	Brackets	Dim. LxWxD (Inches)	Catalog No.
20A/120V-208V <sup>1</sup>	NEMA L21-20P <sup>2</sup>	10	(12) IEC C-13 and (6) NEMA 5-20R	208V, 15A for IEC C-13; 120V, 15A for 5-20R	No	No	70" full length	70 x 2 x 2	<b>PRRMLM7203PYC2N5T4<sup>3</sup></b>
30A/120V-208V <sup>1</sup>	NEMA L21-30P <sup>2</sup>	10	(24) IEC C-13 and (3) IEC C-19 and (6) NEMA 5-20R	208V, 15A per IEC C-13 receptacle bank; 208V, 20A for IEC C-19; 120V/20A for NEMA 5-20R	Yes	Integral to Breaker	Tool less and 66" full length	66.25 x 2 x 3.5 <sup>4</sup>	<b>PRRMLM303PYCCNT5B</b>
120A/250V <sup>5</sup>	None <sup>6</sup>	N/A	12 NEMA L15-30R	30A 3-Phase	Yes	Integral to Breaker	Tool less	66.25 x 3.5 x 3.5	<b>PRRMLM1203PDN4NOB</b>

<sup>1</sup>3-Phase WYE

<sup>2</sup>TWIST-LOCK®

<sup>3</sup>This is a 70" vertical mount unit

<sup>4</sup>1.44" of 3.5" is for the breaker area

<sup>5</sup>3-Phase DELTA

<sup>6</sup>Conduit connection access



# DELIVERY

Hubbell's innovative delivery solutions provide customers with the flexibility to create personalized solutions for the most demanding multi-service applications. Hubbell delivers a consistent, aesthetic and functional solution for floor, wall, furniture, surface or ceiling applications. Just add an audio/video, data, power or voice connector and the delivery solution maintains a perfect and complimentary look.





# DELIVERY

DELIVERY

Hubbell SystemOne Recessed Concrete Floor Boxes.....	R3
Hubbell SystemOne 2-Gang Recessed Floor Boxes and Covers .....	R7
Hubbell SystemOne 4-Gang Recessed Floor Boxes and Covers .....	R8
Hubbell SystemOne 6-Gang Recessed Floor Boxes and Covers .....	R9
Hubbell SystemOne 2-, 4- and 6-Gang Plates and Accessories.....	R10
Hubbell SystemOne 10-Gang Recessed Floor Boxes and Covers .....	R11
Hubbell SystemOne 10-Gang Plates and Accessories.....	R12
Hubbell SystemOne Floor Boxes .....	R13
Hubbell SystemOne Sub-Plates .....	R15
Recessed 7- and 11-Gang Concrete Floor Boxes .....	R16
Furniture and Work Surface Connectivity Boxes .....	R17
Large Capacity and Gangable AV Wall Boxes.....	R22
Recessed AV In-Wall Enclosures and Ceiling Enclosures.....	R23
Hubbell SystemOne Recessed Fire-Rated Poke-Throughs .....	R24
Ordering SystemOne Recessed Fire-Rated Poke-Throughs .....	R25
Hubbell SystemOne 8" Recessed Fire-Rated Poke-Throughs.....	R26
Hubbell SystemOne 8" Recessed Sub-Plates .....	R27
Hubbell SystemOne 6" Recessed Fire-Rated Poke-Throughs.....	R28
Hubbell SystemOne 6" Recessed Sub-Plates .....	R29
Hubbell SystemOne 8" Recessed Kits.....	R30
Hubbell SystemOne 6" Recessed Kits.....	R31
Hubbell SystemOne 4" One-Piece Poke-Throughs .....	R32
Hubbell SystemOne 4" Through Floor Fittings.....	R34
Hubbell SystemOne 4" Sub-Plates.....	R35
Hubbell SystemOne 4" Configuration Chart .....	R36
JLOAD® Multimedia Outlet.....	R37
Aluminum Service Poles.....	R38
Custom Service Pole Configurations .....	R39





The family of Hubbell SystemOne floorboxes has been expanded to provide industry leading flexibility while accommodating an extensive range of applications. Hubbell SystemOne is constructed to give customers the ability to create personal solutions for their most demanding, power, data and AV requirements.

**Hubbell SystemOne Recessed Floor Box Applications**



**2-Gang Recessed**

The Hubbell SystemOne 2-gang recessed concrete floor box offers eight styles, satisfying the requirements of almost any commercial building application. Rectangular or round covers, as well as furniture feed covers, are available in a variety of finishes to blend with any existing or new décor. A parallel-device layout reduces plug interference, maximizing functionality and performance.



**4-Gang Recessed**

Similar to the 2-gang Recessed Concrete Floor Box, Hubbell's SystemOne 4-gang recessed concrete floor box is available with rectangular or round covers. Ten different styles make it possible to meet the electrical requirements of most commercial projects—new construction or renovation. The parallel device layout maximizes functionality which can be limited when devices are mounted 90° from one another.



**6-Gang Recessed**

Increased power, data, and AV capacity is what the Hubbell SystemOne 6-gang recessed concrete floor box was designed to handle. Four styles allow the floor box to work within almost any commercial application to enhance connectivity. Rectangular and round covers are available in a variety of finishes that work with any aesthetic or finish.



**10-Gang Recessed**


With maximum capacity in a small footprint, the 10-gang box provides a uniform look with rectangular or round covers that are available in several finishes to complement existing décor. Electrical devices are mounted vertically and are mounted to the plate prior to securing it to the box. Two inch knockouts are designed into each box allowing for simple installation of AV cables with pre-connectorized heads and specific bend radius requirements.

**Cover**

- 180° cover opening
- Two large cable egress doors
- Listed to UL 514A and UL scrub water compliant
- Die cast aluminum cover construction
- Available in round, rectangular and furniture feed styles
- All covers are ADA compliant
- Post pour adjustment

**Box**

- 16 gauge galvanized sheet metal and cast iron construction
- Optional fusion-bonded, green epoxy paint for on-grade use
- 6" solid conductor ground pigtail in each gang
- 3" deep version accepts adapter (CFBHUB2) for 2" conduit
- Pre pour adjustment
- Meets UL 514A requirements and are UL scrub water compliant
- Patent pending, labor saving, easy mount device plates



*CR version is coated with fusion-bonded epoxy paint to help prevent corrosion and intended for on-grade use.*

## The Family Look

Hubbell SystemOne recessed floor box line offers a common look regardless of capacity or installation. This simple concept ensures a consistent look throughout a building with rectangular or round covers. Round covers lend themselves to multi-story buildings, also using fire-rated poke-through devices.



### A | Covers

All SystemOne covers are ADA compliant. The doors open to 180° for maximum access. Cables and plugs are protected by recessed connections.



### C | Easy Mount Device Plates

The Easy Mount device plates allow for a device to be mounted to the plate and wired outside of the floor box. The device and plate assembly are then easily installed and secured with one stud that locates the plate and one screw to secure it.

This patent pending device fastening method maximizes efficiency while reducing install time and comes standard with all device plates for 2-, 4- and 6-gang boxes.



### B | One Screw, Three Fasteners

Pre-wired duplex or Style Line® receptacles with 8" stranded leads are installed into plates to allow for even more labor savings.





DELIVERY

To assist with the floor box selection process, please have the following information available:

Electrical Requirements	Application	Cover Style
Power (each electrical device requires one gang) Data/AV (consult manufacturers' specification for size/volume requirements), number required  Add up total number to determine needed capacity. If necessary capacity is not shown, round up to next size. Example: 9-gang rounds up to a 10-gang floor box	Above-grade (AG) On-grade (OG)  Minimum concrete pour depth	Round Rectangular

Once this information is gathered, start with Capacity below:

- 1 Capacity: select necessary box
- 2 Application: select the concrete pour depth and on-grade or above-grade application
- 3 Cover style: select round or rectangular cover
- 4 Locate intersecting point of all three categories and move to right to select the appropriate catalog number

		Application/Minimum Pour Depth 2														
		2 1/2"		3"		3 1/4"		3 3/4"		5 1/2"		6 1/4"				
		AG	OG	AG	OG	AG	OG	AG	OG	AG	OG	AG	OG			
Electrical Requirements - Capacity 1	2-Gang		•												CFB2G25	
				•												CFB2G25CR
					•											CFB2G30
						•										CFB2G30CR
							•									CFB2G25R
								•								CFB2G25RCR
									•							CFB2G30R
										•						CFB2G30RCR
	4-Gang		•												CFB4G25	
				•											CFB4G25CR	
					•										CFB4G30	
						•									CFB4G30CR	
						•								CFB4G25R		
							•							CFB4G25RCR		
								•						CFB4G30R		
									•					CFB4G30RCR		
6-Gang				•										CFB6G30		
					•									CFB6G30CR		
							•							CFB6G30R		
								•						CFB6G30RCR		
10-Gang									•					CFB10G55		
										•				CFB10G55CR		
												•		CFB10G55R		
													•	CFB10G55RCR		
		Rectangular		Rectangular		Round		Round		Rectangular		Round				
		Cover Style 3														

Select Appropriate Catalog No. 4

## Benefits and Enhancements

### Safety

- Flush flange available for tile, finished concrete or terrazzo
- Surface flange available for carpeted floors with 0.15in rise meets ADA requirements
- Hideaway egress doors fold under cover while in use
- 180° opening of main door

### Functionality

- Cables and connections are protected by recessed functionality
- Open architecture sub-plate design
- Common door layout regardless of flange for harmonized look
- Meets UL 514A scrub water requirements with ScrubShield® technology
- Easy selection with common look for all floor types

### Value

- Enhance building décor with numerous finishes
- Increase durability and longevity with cast aluminum covers

### Online Resources

- BIM models, customer drawings and technical specifications are available on [www.hubbell-wiring.com](http://www.hubbell-wiring.com)



## Concrete Pour Pocket Cap

This factory-installed, field-removable pour pocket cap provides a pocket in the final floor to accept the covers intended for terrazzo, tile, or finished concrete floor. The cap may not be used for carpet, wood or engineered floors.



## 2" Conduit Ready

To meet expanding AV and data needs, the Hubbell SystemOne Recessed Floor Box line readily accepts 2" conduits with the use of a 2" threaded conduit hub. The offset design allows for less conduit lifting while threading and the hub mounting holes are asymmetrical for installation efficiency.



## Corrosion Resistant Epoxy Paint

Intended for on-grade use, the CR version is coated with fusion-bonded epoxy paint to help prevent corrosion.





DELIVERY

**Dimensions Inches (mm)**

Style	Rectangular Cover		Round Cover	
Box Type				
Standard On-grade (Corrosion-Resistant)	<b>CFB2G30</b> <b>CFB2G30CR</b>	<b>CFB2G25</b> <b>CFB2G25CR</b>	<b>CFB2G30R</b> <b>CFB2G30RCR</b>	<b>CFB2G25R</b> <b>CFB2G25RCR</b>
Recommended Pour Depth	3.50" (88.9)	3.00" (76.2)	3.75" (95.3)	3.25" (82.6)
Minimum Depth of Pour	3.00" (76.2)	2.50" (63.5)	3.75" (95.3)	3.25" (82.6)
Adjustability	Fully	Fully	Fully	Fully
Cubic Inch (cm <sup>3</sup> ) Capacity per Gang	35in <sup>3</sup> (570cm <sup>3</sup> )	30in <sup>3</sup> (490cm <sup>3</sup> )	35in <sup>3</sup> (570cm <sup>3</sup> )	30in <sup>3</sup> (490cm <sup>3</sup> )
Dimensions – A	2.97" (75.3)	2.41" (61.1)	–	–
Dimensions – B	6.62" (168.2)	6.62" (168.2)	7.32" (185.9)	7.32" (185.9)
Dimensions – C	13.79" (350.3)	13.79" (350.3)	13.79" (350.3)	13.79" (350.3)
Dimensions – D	–	–	6.37" (161.7) TYP.	6.37" (161.7) TYP.
Dimensions – E	3.50" (88.9)	3.00" (76.2)	3.75" (95.3)	3.25" (82.6)
KO Trade Size:	Front & Back Sides Bottom	(1) 1/2", 3/4" (1) 3/4", 1", 1 1/4" hub plate (2) 1/2", 3/4", 1" (4) 1/2", 3/4", 1"	(1) 1/2", 3/4", 1" (2) 1/2", 3/4", 1" (4) 1/2", 3/4", 1"	(1) 1/2", 3/4", 1" (2) 1/2", 3/4", 1" (4) 1/2", 3/4", 1"
Cover Family	Rectangular	Rectangular	Round	Round
Concrete Cover Included	✓	✓	✓	✓
2" Hub Compatible	✓	–	✓	–



Rectangular Surface Cover  
24GCCVRBK



Rectangular Furniture Feed  
2GCFFCVRBRZ



Rectangular Flush  
24GTCVRALU



Round Flush Surface  
CFBS1R6CVRALU



Round Furniture Feed  
CFBS1R6FFCVRBLK

**Rectangular Covers**

- Compatible with CFB2G25, CFB2G25CR, CFB2G30 and CFB2G30CR
- Two large cable egress doors and access 180° opening
- Maximum static load of 800lb with 2x safety factor\*
- Surface style typical applications: carpet, VCT
- Flush style typical applications: tile, finished concrete and terrazzo floors

Finish	Cover dimensions 11 1/16" x 7 3/16"			Cover dimensions 10 1/16" x 6 3/16"		
	Surface	Surface with Insert	Furniture Feed (1" and 2" Plugs)	Flush	Flush with Insert	Furniture Feed (1" and 2" Plugs)
Aluminum Powder Coated	<b>24GCCVRALU</b>	<b>24GCCVRALUC</b>	<b>2GCFFCVRALU</b>	<b>24GTCVRALU</b>	<b>24GTCVRALUC</b>	<b>2GTFFCVRALU</b>
Black Powder Coated	<b>24GCCVRBK</b>	<b>24GCCVRBKC</b>	<b>2GCFFCVRBK</b>	<b>24GTCVRBK</b>	<b>24GTCVRBKC</b>	<b>2GTFFCVRBK</b>
Brass Powder Coated	<b>24GCCVRBRS</b>	<b>24GCCVRBRSC</b>	<b>2GCFFCVRBRS</b>	<b>24GTCVRBRS</b>	<b>24GTCVRBRSC</b>	<b>2GTFFCVRBRS</b>
Bronze Powder Coated	<b>24GCCVRBRZ</b>	<b>24GCCVRBRZC</b>	<b>2GCFFCVRBRZ</b>	<b>24GTCVRBRZ</b>	<b>24GTCVRBRZC</b>	<b>2GTFFCVRBRZ</b>
Satin Nickel Powder Coated	<b>24GCCVRNK</b>	<b>24GCCVRNKC</b>	<b>2GCFFCVRNK</b>	<b>24GTCVRNK</b>	<b>24GTCVRNKC</b>	<b>2GTFFCVRNK</b>

**Round Covers**

- Compatible with CFB2G25R, CFB2G25RCR, CFB2G30R and CFB2G30RCR
- Cover has a 7 1/2" outer diameter and two large cable egress doors and access 180° opening
- Maximum static load of 1000lb with 2x safety factor\*

Finish	Flush Surface	Furniture Feed (3/4" and 2" Plugs)
Brushed Aluminum	<b>CFBS1R6CVRALU</b>	<b>CFBS1R6FFCVRALU</b>
Black Powder Coated	<b>CFBS1R6CVRBLK</b>	<b>CFBS1R6FFCVRBLK</b>
Brass Plated	<b>CFBS1R6CVRBRS</b>	<b>CFBS1R6FFCVRBRS</b>
Bronze Plated	<b>CFBS1R6CVRBRZ</b>	<b>CFBS1R6FFCVRBRZ</b>
Satin Nickel Plated	<b>CFBS1R6CVRNKL</b>	<b>CFBS1R6FFCVRNKL</b>

\*Load applied through a 3" (76mm) mandrel in center of the cover.

**ScrubShield**  
Complies with UL514 A & C

## Dimensions Inches (mm)

Style	Rectangular Cover		Round Cover		Cast Iron	
Box Type						
Standard On-grade (Corrosion-Resistant) Cast Iron	<b>CFB4G30</b> <b>CFB4G30CR</b>	<b>CFB4G25</b> <b>CFB4G25CR</b>	<b>CFB4G30R</b> <b>CFB4G30RCR</b>	<b>CFB4G25R</b> <b>CFB4G25RCR</b>	- <b>CFB4G30CI</b>	- <b>CFB4G30RCI</b>
Recommended Pour Depth	3.50" (88.9)	3.00" (76.2)	3.75" (95.3)	3.25" (82.6)	4.25" (108.0)	4.00" (101.6)
Min. Depth of Pour	3.00" (76.2)	2.50" (63.5)	3.75" (95.3)	3.25" (82.6)	3.75" (95.3)	4.00" (101.6)
Adjustability	Fully	Fully	Fully	Fully	Fully	
Cubic Inch (cm <sup>3</sup> ) Capacity per Gang	32.5in <sup>3</sup> (530cm <sup>3</sup> )	26.5in <sup>3</sup> (430cm <sup>3</sup> )	32.5in <sup>3</sup> (530cm <sup>3</sup> )	26.5in <sup>3</sup> (430cm <sup>3</sup> )	32.5in <sup>3</sup> (430cm <sup>3</sup> )	
Dimensions – A	3.46" (87.8)	2.96" (75.1)	-	-	3.20" (81.3)	-
Dimensions – B	12.08" (306.8)	12.08" (306.8)	12.08" (306.8)	12.08" (306.8)	13.19" (335.1)	13.19" (335.1)
Dimensions – C	11.20" (284.5)	11.20" (284.5)	11.20" (284.5)	11.20" (284.5)	11.44" (290.5)	11.44" (290.5)
Dimensions – D	-	-	8.37" (212.5) TYP.	8.37" (212.5) TYP.	-	8.37" (212.5) TYP.
Dimensions – E	3.50" (88.9)	3.00" (76.2)	3.75" (95.3)	3.25" (82.6)	3.68" (93.3)	4.00" (101.6)
KO Trade Size:	Front & Back Sides Bottom	(2) 3/4", 1", 1 1/4" (2) 1/2", 3/4", 1" (4) 1/2", 3/4", 1"	(2) 1/2", 3/4", 1" (2) 1/2", 3/4", 1" (4) 1/2", 3/4", 1"	(2) 3/4", 1", 1 1/4" (2) 1/2", 3/4", 1" (4) 1/2", 3/4", 1"	(2) 1/2", 3/4", 1" (2) 1/2", 3/4", 1" (4) 1/2", 3/4", 1"	(4) 1 1/2" NPT Thread (4) 3/4" NPT Thread
Cover Family	Rectangular	Rectangular	Round	Round	Rectangular	Round
Concrete Cover Included	✓	✓	✓	✓	✓	✓
2" Hub Compatible	✓	-	✓	-	-	-



Rectangular Surface Cover  
24GCCVRBRZ



Surface Cover with Insert  
24GCCVRBKC



Rectangular Flush Cover  
24GTCVRLU



Flush Cover with Insert  
24GTCVRBRSC



Round Flush Surface Cover  
CFBS1R8CVRNKL

## Rectangular Covers

- Compatible with CFB4G25, CFB4G25RCR, CFB4G30 and CFB4G30CR
- Two large cable egress doors and access 180° opening
- Maximum static load of 800lb with 2x safety factor\*
- Surface style typical applications: carpet, VCT
- Flush style typical applications: tile, finished concrete and terrazzo floors

Finish	Cover dimensions 11 1/16" x 7 3/16"		Cover dimensions 10 1/16" x 6 3/16"	
	Surface	Surface with Insert	Flush	Flush with Insert
Aluminum Powder Coated	<b>24GCCVRLU</b>	<b>24GCCVRLUC</b>	<b>24GTCVRLU</b>	<b>24GTCVRLUC</b>
Black Powder Coated	<b>24GCCVRBK</b>	<b>24GCCVRBKC</b>	<b>24GTCVRBK</b>	<b>24GTCVRBKC</b>
Brass Powder Coated	<b>24GCCVRBRS</b>	<b>24GCCVRBRSC</b>	<b>24GTCVRBRS</b>	<b>24GTCVRBRSC</b>
Bronze Powder Coated	<b>24GCCVRBRZ</b>	<b>24GCCVRBRZC</b>	<b>24GTCVRBRZ</b>	<b>24GTCVRBRZC</b>
Satin Nickel Powder Coated	<b>24GCCVRNK</b>	<b>24GCCVRNKC</b>	<b>24GTCVRNK</b>	<b>24GTCVRNKC</b>

## Round Covers

- Compatible with CFB4G25R, CFB4G25RCR, CFB4G30R, CFB4G30RCR and CFB4G30RCI
- Cover has a 9 1/2" outer diameter and two large cable egress doors and access 180° opening
- Maximum static load of 1000lb with 2x safety factor\*

Finish	Flush Surface
Brushed Aluminum	<b>CFBS1R8CVRALU</b>
Black Powder Coated	<b>CFBS1R8CVRBLK</b>
Brass Plated	<b>CFBS1R8CVRBRS</b>
Bronze Plated	<b>CFBS1R8CVRBRZ</b>
Satin Nickel Plated	<b>CFBS1R8CVRNKL</b>

\*Load applied through a 3" (76mm) mandrel in center of the cover.



DELIVERY

**Dimensions Inches (mm)**

Style	Rectangular Cover		Round Cover	
Box Type				
Standard On-grade (Corrosion-Resistant)	<b>CFB6G30</b>	<b>CFB6G30CR</b>	<b>CFB6G30R</b>	<b>CFB6G30RCR</b>
Recommended Pour Depth	3.50" (88.9)	3.50" (88.9)	3.75" (95.3)	3.75" (95.3)
Min. Depth of Pour	3.00" (76.2)	3.00" (76.2)	3.75" (95.3)	3.75" (95.3)
Adjustability	Fully	Fully	Fully	Fully
Cubic Inch (cm <sup>3</sup> ) Capacity per Gang	(4) 33in <sup>3</sup> and (2) 89in <sup>3</sup> (435cm <sup>3</sup> /1450cm <sup>3</sup> )	(4) 33in <sup>3</sup> and (2) 89in <sup>3</sup> (435cm <sup>3</sup> /1450cm <sup>3</sup> )	(4) 33in <sup>3</sup> and (2) 89in <sup>3</sup> (435cm <sup>3</sup> /1450cm <sup>3</sup> )	(4) 33in <sup>3</sup> and (2) 89in <sup>3</sup> (435cm <sup>3</sup> /1450cm <sup>3</sup> )
Dimensions – A	3.00" (76.2)	3.00" (76.2)	–	–
Dimensions – B	17.45" (443.2)	17.45" (443.2)	17.45" (443.2)	17.45" (443.2)
Dimensions – C	11.60" (294.5)	11.60" (294.5)	11.60" (294.5)	11.60" (294.5)
Dimensions – D	–	–	8.37" (212.5) TYP.	8.37" (212.5) TYP.
Dimensions – E	3.46" (87.8)	3.46" (87.8)	3.75" (95.3)	3.75" (95.3)
KO Trade Size:	Front & Back (2) 3/4", 1", 1 1/4", 1 1/2" Sides (4) 3/4", 1", 1 1/4" hub plate Bottom (4) 3/4", 1", 1 1/4", 1 1/2"	(2) 3/4", 1", 1 1/4", 1 1/2" (4) 3/4", 1", 1 1/4" hub plate (4) 3/4", 1", 1 1/4", 1 1/2"	(2) 3/4", 1", 1 1/4", 1 1/2" (4) 3/4", 1", 1 1/4" hub plate (4) 3/4", 1", 1 1/4", 1 1/2"	(2) 3/4", 1", 1 1/4", 1 1/2" (4) 3/4", 1", 1 1/4" hub plate (4) 3/4", 1", 1 1/4", 1 1/2"
Cover Family	Rectangular	Rectangular	Round	Round
Concrete Cover Included	✓	✓	✓	✓
2" Hub Compatible	✓	✓	✓	✓



Rectangular Surface Cover  
610GCCVRALU



Surface Cover with Insert  
610GCCVRBKC



Rectangular Flush Cover  
610GTCVRBRS



Flush Cover with Insert  
610GTCVRBRZC



Round Surface Cover  
CFBS1R8CVRBRS

**Rectangular Covers**

- Compatible with CFB6G30 and CFB6G30CR
- Two large cable egress doors and access 180° opening
- Maximum static load of 1500lb with 2x safety factor\*
- Surface style typical applications: carpet, VCT
- Flush style typical applications: tile, finished concrete and terrazzo floors

Finish	Cover dimensions 11 1/2" x 10"		Cover dimensions 10 1/2" x 9"	
	Surface	Surface with Insert	Flush	Flush with Insert
Aluminum Powder Coated	<b>610GCCVRALU</b>	<b>610GCCVRALUC</b>	<b>610GTCVRALU</b>	<b>610GTCVRALUC</b>
Black Powder Coated	<b>610GCCVRBK</b>	<b>610GCCVRBKC</b>	<b>610GTCVRBK</b>	<b>610GTCVRBKC</b>
Brass Powder Coated	<b>610GCCVRBRS</b>	<b>610GCCVRBRSC</b>	<b>610GTCVRBRS</b>	<b>610GTCVRBRSC</b>
Bronze Powder Coated	<b>610GCCVRBRZ</b>	<b>610GCCVRBRZC</b>	<b>610GTCVRBRZ</b>	<b>610GTCVRBRZC</b>
Satin Nickel Powder Coated	<b>610GCCVRNK</b>	<b>610GCCVRNK</b>	<b>610GTCVRNK</b>	<b>610GTCVRNK</b>

**Round Covers**

- Compatible with CFB6G30R and CFB6G30RCR
- Two large cable egress doors and access 180° opening
- Maximum static load of 1000lb with 2x safety factor\*

Finish	Surface
Brushed Aluminum	<b>CFBS1R8CVRALU</b>
Black Powder Coated	<b>CFBS1R8CVRBLK</b>
Brass Plated	<b>CFBS1R8CVRBRS</b>
Bronze Plated	<b>CFBS1R8CVRBRZ</b>
Satin Nickel Plated	<b>CFBS1R8CVRNKL</b>

\*Load applied through a 3" (76mm) mandrel in center of the cover.

**ScrubShield**  
Complies with UL514 A & C

## Plates for use in 2-, 4- and 6-Gang Floor Boxes

- UL 514A listed

Plate Style	(1) Decorator Opening	(1) Duplex Opening	(2) Extron® MAAP Openings	(2) Extron® Openings
Catalog No.	<b>FBMPREC</b>	<b>FBMPDUP</b>	<b>FBMPMAAP</b>	<b>FBMPAAP</b>
Plate Style	(2) 1U Hubbell iSTATION Openings	(1) 1.5U Hubbell iSTATION Opening	(1) Simplex Opening 1.40" Diameter	(1) Twist-Lock® Opening 1.60" Diameter
Catalog No.	<b>FBMP2IM</b>	<b>FBMP15IM</b>	<b>FBMP139</b>	<b>FBMP156</b>
Plate Style	1-Gang Blank	Cable Feed Through with Bushing	(1) Opening for TracJack® or Series II®	(1) Opening with Hubbell ISF6 Frame for Keystone Jacks
Catalog No.	<b>FBMPBNK</b>	<b>FBMPFT</b>	<b>FBMPTRAC</b>	<b>FBMP6KS</b>
15A Pre-Wired Duplex Plate PWFBMPCR15GRY	20A Pre-Wired Decorator TR PWFBMPDR20GRYTR	Threaded Zinc Hub CFBHUB2	Knock-Out Plate CFBKOPATECR	Wire-Way CFB4WW

## Pre-Wired Device Plates

- Reduces wiring and installation times
- 8" stranded leads mounted to the face plate

Description	Type	15A	20A
Duplex, Gray	Standard Tamper-Resistant	<b>PWFBMPCR15GRY</b> <b>PWFBMPCR15GRYTR</b>	<b>PWFBMPCR20GRY</b> <b>PWFBMPCR20GRYTR</b>
Decorator, Gray	Standard Tamper-Resistant	<b>PWFBMPDR15GRY</b> <b>PWFBMPDR15GRYTR</b>	<b>PWFBMPDR20GRY</b> <b>PWFBMPDR20GRYTR</b>

## Accessories

Description		Catalog No.
2" threaded zinc hub for use with CFB2G30, CFB4G30 and CFB6G30 series floor boxes; replaces CFBKOPLATE and CFBKOPLATECR		<b>CFBHUB2</b>
Replacement knock-out plate	Standard Epoxy Coating	<b>CFBKOPATE</b> <b>CFBKOPATECR</b>
Finished floor height adjustment ring (increase post pour adjustment); use with CFB51R6 cover series	0 – 1/4" 1/4" – 1/2" 1/2" – 3/4"	<b>CFB6RCVRR1</b> <b>CFB6RCVRR2</b> <b>CFB6RCVRR3</b>
Finished floor height adjustment ring (increase post pour adjustment); use with CFB51R8 cover series	0 – 1/4" 1/4" – 1/2" 1/2" – 3/4"	<b>CFB8RCVRR1</b> <b>CFB8RCVRR2</b> <b>CFB8RCVRR3</b>
Replacement low voltage divider		<b>CFB46DIV</b>

Extron is a registered trademark of Extron Electronics. Crestron is a registered trademark of Crestron Electronics, Inc. FSR is a registered trademark of FSR Inc. TracJack, Series II and Ortronics are registered trademarks of Ortronics/Legrand.

Complies with UL514 A & C



DELIVERY

**Dimensions Inches (mm)**

Style	Rectangular Cover		Round Cover	
Box Type				
Standard On-grade	<b>CFB10G55</b>	– <b>CFB10G55CR</b>	<b>CFB10G55R</b>	– <b>CFB10G55RCR</b>
Recommended Pour Depth	6.00" (152.4)	6.00" (152.4)	6.27" (159.3)	6.27" (159.3)
Min. Depth of Pour	5.52" (140.2)	5.52" (140.2)	6.27" (159.3)	6.27" (159.3)
Adjustability	Fully	Fully	Fully	Fully
Cubic Inch (cm <sup>3</sup> ) Capacity per Gang	33in <sup>3</sup> /89in <sup>3</sup> (435cm <sup>3</sup> /1450cm <sup>3</sup> )	33in <sup>3</sup> /89in <sup>3</sup> (435cm <sup>3</sup> /1450cm <sup>3</sup> )	33in <sup>3</sup> /89in <sup>3</sup> (435cm <sup>3</sup> /1450cm <sup>3</sup> )	33in <sup>3</sup> /89in <sup>3</sup> (435cm <sup>3</sup> /1450cm <sup>3</sup> )
Dimensions – A	5.52" (140.2)	5.52" (140.2)	–	–
Dimensions – B	10.96" (278.4)	10.96" (278.4)	10.96" (278.4)	10.96" (278.4)
Dimensions – C	10.96" (278.4)	10.96" (278.4)	10.96" (278.4)	10.96" (278.4)
Dimensions – D	–	–	8.37" (212.5) TYP.	8.37" (212.5) TYP.
Dimensions – E	6.00" (152.4)	6.00" (152.4)	6.25" (158.8)	6.25" (158.8)
KO Trade Size:	Front & Back (1) 1/2", 3/4" (1) 3/4", 1", 1 1/4", 1 1/2" (1) 1", 1 1/4", 1 1/2", 2 Sides (2) 3/4", 1", 1 1/4", 1 1/2" Bottom (2) 1/2", 3/4" (4) 1/2", 3/4", 1", 1 1/4"	(1) 1/2", 3/4" (1) 3/4", 1", 1 1/4", 1 1/2" (1) 1", 1 1/4", 1 1/2", 2 (2) 3/4", 1", 1 1/4", 1 1/2" (2) 1/2", 3/4" (4) 1/2", 3/4", 1", 1 1/4"	(1) 1/2", 3/4" (1) 3/4", 1", 1 1/4", 1 1/2" (1) 1", 1 1/4", 1 1/2", 2 (2) 3/4", 1", 1 1/4", 1 1/2" (2) 1/2", 3/4" (4) 1/2", 3/4", 1", 1 1/4"	(1) 1/2", 3/4" (1) 3/4", 1", 1 1/4", 1 1/2" (1) 1", 1 1/4", 1 1/2", 2 (2) 3/4", 1", 1 1/4", 1 1/2" (2) 1/2", 3/4" (4) 1/2", 3/4", 1", 1 1/4"
Cover Family	Rectangular	Rectangular	Round	Round
Concrete Cover Included	✓	✓	✓	✓
2" Hub Compatible	–	–	–	–



Rectangular Surface Cover  
610GCCVBRBS



Surface Cover with Insert  
610GCCVRALUC



Rectangular Flush Cover  
610GTCVBRNK



Flush Cover with Insert  
610GTCVRBKC



Round Surface Cover  
CFBS1R8CVRBRZ

**Rectangular Covers**

- Compatible with CFB10G55 and CFB10G55CR
- Two large cable egress doors and access 180° opening
- Maximum static load of 1500lb with 2x safety factor\*
- Surface style typical applications: carpet, VCT
- Flush style typical applications: tile, finished concrete and terrazzo floors

Finish	Cover dimensions 11 1/2" x 10"		Cover dimensions 10 1/2" x 9"	
	Surface	Surface with Insert	Flush	Flush with Insert
Aluminum Powder Coated	<b>610GCCVRALU</b>	<b>610GCCVRALUC</b>	<b>610GTCVRALU</b>	<b>610GTCVRALUC</b>
Black Powder Coated	<b>610GCCVRBK</b>	<b>610GCCVRBKC</b>	<b>610GTCVRBK</b>	<b>610GTCVRBKC</b>
Brass Powder Coated	<b>610GCCVBRBS</b>	<b>610GCCVBRBSC</b>	<b>610GTCVBRBS</b>	<b>610GTCVBRBSC</b>
Bronze Powder Coated	<b>610GCCVBRZ</b>	<b>610GCCVBRZC</b>	<b>610GTCVBRZ</b>	<b>610GTCVBRZC</b>
Satin Nickel Powder Coated	<b>610GCCVRNK</b>	<b>610GCCVRNK</b>	<b>610GTCVRNK</b>	<b>610GTCVRNK</b>

**Round Covers**

- Compatible with CFB10G55R and CFB10G55RCR
- Two large cable egress doors and access 180° opening
- Maximum static load of 1000lb with 2x safety factor\*

Finish	Surface
Brushed Aluminum	<b>CFBS1R8CVRALU</b>
Black Powder Coated	<b>CFBS1R8CVRBLK</b>
Brass Plated	<b>CFBS1R8CVRBRS</b>
Bronze Plated	<b>CFBS1R8CVRBRZ</b>
Satin Nickel Plated	<b>CFBS1R8CVRNKL</b>

\*Load applied through a 3" (76mm) mandrel in center of the cover.

**ScrubShield**  
Complies with UL514 A & C

## CFB10 Series Plates

Plate Style	(1) Decorator Opening	(1) Duplex Opening	Blank	Decorator Opening Plate Including Hubbell ISF6GY	(2) Openings to Accommodate (6) Ortronics TrackJack®
Catalog No.	<b>FB10MPREC</b>	<b>FB10MPDUP</b>	<b>FB10MPBNK</b>	<b>FB10MPKEY</b>	<b>FB10MPTRAC</b>




Plate Style	(2) Decorator	(4) Extron® MAAP Modules	(4) Extron® AAP Modules	For (6) 1U Hubbell iSTATION Modules	Replacement Spacer Around Wire-Way
Catalog No.	<b>FB10MP2A</b>	<b>FB10MPMAAP</b>	<b>FB10MPAAP</b>	<b>FB10MP2B</b>	<b>FB10MPX</b>



Plate Style	(1) Twist-Lock® Opening 1.60 in. Dia. (Uses 2 Gangs)	(1) Simplex Opening 1.40 in. Dia. (Uses 2 Gangs)	(2) Twist-Lock® Opening 1.60 in. Dia. (Uses 3 Gangs)	(2) Simplex Opening 1.40" Dia. (Uses 3 Gangs)
Catalog No.	<b>FB10TLA</b>	<b>FB10TLX</b>	<b>FB10TLB</b>	<b>FB10TLY</b>



Plate Style	(3) Twist-Lock® Opening 1.60 in. Dia. (Uses 5 Gangs)	(3) Simplex Opening 1.40 in. Dia. (Uses 5 Gangs)	(2) 2-Gang. Meets NEMA Spacing. Ideal for Crestron® DM –TX Product and Power	(4) Single Service Openings Utilizing NEMA Wallplate (Uses 5 Gangs)
Catalog No.	<b>FB10TLC</b>	<b>FB10TLZ</b>	<b>CFB10NEMA</b>	<b>CFB10NEMA4G</b>



20A Pre-Wired Duplex Plate  
PWFBMPCR20GRY



15A Pre-Wired Decorator Plate  
PWFBMPDR15GRYTR



Adjustment Rings  
CFB8RCVRR1, CFB8RCVRR2, CFB8RCVRR3

## Pre-Wired Device Plates

- Reduces wiring and installation times
- 8" stranded leads mounted to the face plate

Description	Type	15A	20A
Duplex, Gray	Standard Tamper-Resistant	<b>PWFBMPCR15GRY</b> <b>PWFBMPCR15GRYTR</b>	<b>PWFBMPCR20GRY</b> <b>PWFBMPCR20GRYTR</b>
Decorator, Gray	Standard Tamper-Resistant	<b>PWFBMPDR15GRY</b> <b>PWFBMPDR15GRYTR</b>	<b>PWFBMPDR20GRY</b> <b>PWFBMPDR20GRYTR</b>

## Accessories

Description	Catalog No.
Replacement wire-way, used to pass wires from one compartment to the other, for use in CFB10G55/CR rectangular boxes	<b>CFB10WW</b>
Replacement low voltage divider	<b>CFB10DIV</b>
Finished floor height adjustment ring (increase post pour adjustment); use with CFBS1R8CVR cover series	0 – 1/4" <b>CFB8RCVRR1</b>
	1/4" – 1/2" <b>CFB8RCVRR2</b>
	1/2" – 3/4" <b>CFB8RCVRR3</b>

Extron is a registered trademark of Extron Electronics. Crestron is a registered trademark of Crestron Electronics, Inc. FSR is a registered trademark of FSR Inc. TracJack, Series II and Ortronics are registered trademarks of Ortronics/Legrand.

Complies with UL514 A & C





**Non-Metallic**

Non-corrosive plastic parallel conduit hubs reduce labor and material cost, facilitating easier wire pull.

**Specifications**



- Minimum pour depth 3" (S1PFB) or 3½" (S1CFB, S1SFB, S1SFBAY)
- Standard 1" power entry
- Approved for use in City of Chicago




**Cast Iron**

Corrosion resistant for on-grade applications.



**Stamped Steel**

Economical and light weight for above-grade applications.



**Stamped Steel AV**

Accommodates high-capacity multimedia applications including an oversized 1½" N.P.T. threaded data hub.



**Common Theme**

Same covers for both floor boxes and fire-rated poke-throughs.



**Universal Wiring**

Hubbell 4x4: four 20 Amp, 125 Volt receptacles and four keystone openings for category rated applications.



**Low Profile**

Flange meets ADA requirements; hinged doors open 180 degrees.

## Floor Box Dimensions

Inches (mm)

	Cast Iron	Steel	Steel AV	Non-Metallic
	<b>S1CFB*</b>	<b>S1SFB*</b>	<b>S1SFBAV*</b>	<b>S1PFB**</b>
Min. Depth of Pour	3.50" (89)	3.50" (89)	3.50" (89)	3.00" (76)
Adjustability	Fully	Fully	Fully	Fully
Cubic Inch (cm <sup>3</sup> ) Capacity	156.0 in <sup>3</sup> (2556 cm <sup>3</sup> )	175.7 in <sup>3</sup> (2879 cm <sup>3</sup> )	177.5 in <sup>3</sup> (2910 cm <sup>3</sup> )	100 in <sup>3</sup> (1639 cm <sup>3</sup> )
Dimensions – A	3.00" (76)	3.00" (76)	3.00" (76)	6.00" (152)
Dimensions – B	7.26" (184)	7.50" (191)	7.50" (191)	5.58" (142)
Dimensions – C	7.45" (189)	7.38" (187)	7.38" (187)	8.76" (222)
Dimensions – D (Inside Diameter)	5.00" (127)	5.00" (127)	5.00" (127)	5.00" (127)
Power Entries	1" N.P.T. Access Holes	3/4", 1" Concentric KO	3/4", 1" Concentric KO	1" Conduit Hub
Data Entries	1 1/2" N.P.T. Access Holes	3/4", 1", 1 1/4" Concentric KO	1 1/2" Threaded Hub (Included)	1 1/2" Conduit Hub
Concrete Cover Included	✓	✓	✓	✓
Closure Plugs Included	✓		✓	✓
Reducers				✓**
Accepts Hubbell SystemOne Universal Cover	✓	✓	✓	✓
Cover Mounting Clips Included	✓	✓	✓	✓
Non-Metallic Low Voltage Divider Included (S1DIV1)	✓	✓	✓	✓

\*S1CFB, S1SFB and S1SFBAV are approved for use in the City of Chicago.

\*\*S1PFB reducers included: Qty (2) combo plug/reducers 1" to 3/4"; Qty (2) reducers 1 1/2" to 1"; Qty (2) reducers 1 1/2" to 3/4"; Qty (2) plugs 1 1/2"

Note: UL File Number E92074; CSA File Number LR18416



Carpet Cover  
S1CFCAL



Tile Cover  
S1TFCAL



Abandonment Plate  
S1AP4BL



Threaded Hub  
S1AVHUB15



Mounting Clips  
S1FBCLIP5PK

### Hubbell SystemOne Covers

Color	Carpet Catalog Number	Tile Catalog Number
Aluminum Finish	<b>S1CFCAL</b>	<b>S1TFCAL</b>
Brass Finish	<b>S1FCBRS</b>	<b>S1TFCBRS</b>
Black	<b>S1FCBBL</b>	<b>S1TFCBL</b>
Gray	<b>S1FCGGY</b>	<b>S1TFCGY</b>
Ivory	<b>S1FCFI</b>	<b>S1TFCI</b>

### Floor Box Accessories

Description	Catalog No.
Abandonment plate, black	<b>S1AP4BL</b>
Abandonment plate, gray	<b>S1AP4GY</b>
Replacement side by side divider	<b>S1DIV1</b>
1 1/2" threaded hub	<b>S1AVHUB15*</b>
Replacement universal cover mounting clips	<b>S1FBCLIP5PK</b>

\*For use with S1SFBAV only. Permits feed-through applications. S1SFBAV floor box includes one (1) threaded hub.



Complies with UL514 A & C



DELIVERY

Description	Catalog No.	Description	Catalog No.	Description	Catalog No.
<b>Style Line® Decorator/GFCI</b> (2) Style Line decorator openings for power and/or datacom applications ③ Non-Metallic ③.5 Metal	 <b>S1SP</b>	<b>Duplex/Duplex</b> (2) duplex openings for power and/or datacom applications ③ Non-Metallic ③.5 Metal	 <b>S1SPDU</b>	<b>Duplex/Style Line® Decorator</b> (1) duplex and (1) Style Line decorator opening for power and/or datacom applications ③ Non-Metallic ③.5 Metal	 <b>S1SPDUSL</b>
<b>Hubbell 4 X 4</b> (4) 20A, 125V receptacles, (4) keystone openings for Hubbell jacks or flush AV connectors; power can be wired as single or two circuit with isolated ground capability Provided with 15' wire leads Provided with 30' wire leads	 <b>S1SP4X4</b>	<b>Carpet Furniture Feed Cover/Flange*</b> (1) 3/4" and (1) 1 1/2" N.P.T. access holes for power and/or datacom applications; universal cover not required; includes carpet flange Aluminum Fin. Brass Fin. Black Gray ③ Non-Metallic ③.5 Metal	 <b>S1SPFFAL</b> <b>S1SPFFBRS</b> <b>S1SPFFBL</b> <b>S1SPFFGY</b>	<b>Tile Furniture Feed Cover/Flange*</b> (1) 3/4" and (1) 1 1/2" N.P.T. access holes for power and/or datacom applications; universal cover not required; includes tile flange Aluminum Fin. Brass Fin. Black Gray ③ Non-Metallic ③.5 Metal	 <b>S1SPFFTAL</b> <b>S1SPFFTBRS</b> <b>S1SPFFTBL</b> <b>S1SPFFTGY</b>
<b>Single Receptacle + Data</b> Opening for 20 or 30A Twist-Lock® receptacle (1.56" OD) and (2) keystone openings for Hubbell jacks or flush AV connectors ④	 <b>S1SPTL</b>	<b>Hubbell DataCom + Power</b> (1) 20A, 125V receptacle and 3 unit recessed Hubbell iSTATION opening for data, voice and AV applications ⑤	 <b>S1SP3IM</b>	<b>Hubbell DataCom + Duplex</b> (1) duplex opening, (2) flush keystone openings and 1.5 unit recessed Hubbell iSTATION opening for data, voice and AV applications ⑤	 <b>S1SPDU2IM</b>
<b>Hubbell DataCom + Style Line® Decorator</b> (1) Style Line decorator opening, (2) flush keystone openings and 1.5 unit recessed Hubbell iSTATION opening for data, voice and AV applications ⑤	 <b>S1SPSL2IM</b>	<b>Hubbell DataCom</b> 1 unit flush Hubbell iSTATION opening and 3 unit recessed Hubbell iSTATION opening for data, voice and AV applications ③.5	 <b>S1SP4IM</b>	<b>Active Multimedia + Power</b> Single 20A, 125V receptacle, (2) flush keystone openings, (1) rectangular Style Line® decorator opening to accommodate active multimedia modules or low voltage outlet frames ⑤	 <b>S1SPAMM20</b>
<b>Extron® or FSR + Power</b> (1) 20A, 125V receptacle, recessed opening for (3) single Extron® MAAP series adapter plates or FSR IPS plates ④	 <b>S1SPEXT1</b>	<b>Extron® or FSR + Power</b> (1) 20A, 125V receptacle, recessed opening for (1) single Extron MAAP and (2) single AAP series adapter plates or FSR IPS plates ④	 <b>S1SPEXT2</b>	<b>Extron® or FSR Single-Service</b> Recessed opening for (2) single Extron MAAP and (2) single AAP series adapter plates or FSR IPS plates ④.5	 <b>S1SPEXT3</b>
<b>Extron® AAP + Power</b> (1) 20A, 125V receptacle, (2) flush keystone and recessed openings for (2) single Extron AAP Series adapter plates ④	 <b>S1SPEXT4</b>				

⊖ Signifies minimum depth of concrete pour in inches for Metal Floor Boxes (S1CFB, S1SFB and S1SFBAV) and Non-Metallic Floor Box (S1PFB).  
\*Furnished with two screw-in flexible metal conduit connectors.



Conduit Plugs  
S1FP15BL, S1FP34BL

**Sub-Plate Accessories**

Replacement threaded conduit plugs

Description	Color			
	Aluminum Finish	Brass Finish	Black	Gray
1 1/2" plug	<b>S1FP15AL</b>	<b>S1FP15BRS</b>	<b>S1FP15BL</b>	<b>S1FP15GY</b>
3/4" plug	<b>S1FP34AL</b>	<b>S1FP34BRS</b>	<b>S1FP34BL</b>	<b>S1FP34GY</b>

See V12 for color chart. Used with S1SPFFxx and S1SPFFTxx only. Sub-plate is supplied with plugs.

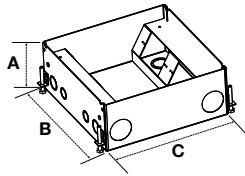
Extron is a registered trademark of Extron Electronics.

**ScrubShield®**  
Complies with UL514 A & C

## Concrete Floor Box Dimensions

Inches (mm)

Style



CFB7G Series  
7-Gang





CFB11G Series  
11-Gang



	CFB7G4	CFB7G6	CFB11G4	CFB11G6
Min. Depth of Pour	4.08" (104)	6.08" (154)	4.08" (104)	6.08" (154)
Adjustability	Before Pour	Before Pour	Before Pour	Before Pour
Dimensions:				
A	4.08" (104)	6.08" (154)	4.08" (104)	6.08" (154)
B	10.0" (254)	10.0" (254)	13.5" (343)	13.5" (343)
C	12.2" (310)	12.2" (310)	12.2" (310)	12.2" (310)
Trade Size Knockouts:		(4) x 1", 1¼", 1½" Con-		(4) x 1", 1¼", 1½" Con-
Sidewalls	(4) x 1", 1¼" Concentric	centric	(4) x 1", 1¼" Concentric	centric
Back	(3) x 1", 1¼", 1½" Concen-	(3) x 1", 1¼", 1½" Concen-	(2) ¾", 1" Concentric;	(2) ¾", 1" Concentric;
	tric; (1) x 2"	tric; (1) 2"	(4) 1", 1¼", 1½" Concentric,	(4) 1", 1¼", 1½" Concentric,
			(1) 2"	(1) 2"
Bottom	(4) x 1", 1¼", 1½" Con-	(4) x 1", 1¼", 1½" Con-	(5) 1", 1¼", 1½" Concentric;	(5) 1", 1¼", 1½" Concentric;
	centric	centric	(2) ¾", 1" Concentric	(2) ¾", 1" Concentric
Side View:	X: 1.01"	X: 2.37"	X: 1.02"	X: 2.37"
Depth Behind	Y: 2.41"	Y: 3.77"	Y: 2.42"	Y: 3.81"
Mounting	Z: 3.51"	Z: 3.65"	Z: 3.50"	Z: 3.72"
Plate				
Accepts Industry Standard Size Wallplates (Sold Separately)	(1) 1-Gang (1) 2-Gang (1) 4-Gang	(1) 1-Gang (1) 2-Gang (1) 4-Gang	(2) 1-Gang (1) 3-Gang (1) 6-Gang	(2) 1-Gang (1) 3-Gang (1) 6-Gang


Interior Configuration



Note: UL File Number E31999; CSA File Number LR18416



On-Grade Barrier  
CFBOGPAN4



7-Gang Cover, Brass  
CFB7CVRBRS



11-Gang Cover, Aluminum  
CFB11CVRALU

## On-Grade Barrier

Intended for use on installations at grade level; installed prior to the concrete pour and provides a barrier between the soil; **CFBOGPAN4** on-grade barrier comes with leveling feet and anchor points; pour pan dimensions are 15.75in<sup>2</sup>/4" depth

## Floor Box Covers

	CFB7G Series		CFB11G Series	
Flange and cover;	¼" Edging	Brass	Brass	<b>CFB11CVRBRS</b>
Beveled edge for carpet		Aluminum	Aluminum	<b>CFB11CVRALU</b>
Flange and cover;	½" Edging	Brass	Brass	<b>CFB11TBRS</b>
Square edge for tile		Aluminum	Aluminum	<b>CFB11TALU</b>

Note: Covers provide a recess for floor covering insert.



Complies with UL514 A & C




Square Flush Mount Box  
HBLSHA2



Surface Mount Box  
HBLCON2



Under Desk Mount Box  
HBLMAR2



Screw Type Face Plates  
HBLST302SBK  
HBL317SBK

DELIVERY

**Square Flush Mount Boxes**

Description	Finish	Dimensions	Catalog No.
2-gang square flush mount box with cover	Black	6.5"L x 6.5"W x 3.75"H	<b>HBLSHA2</b>
2-gang square flush mount box with cover	Stainless Steel	6.5"L x 6.5"W x 3.75"H	<b>HBLSHA2BSS</b>

**Rectangular Flush Mount Boxes**

Description	Finish	Dimensions	Catalog No.
2-gang rectangular flush mount with cover	Black	10.75"L x 4.06"W x 3.5"H	<b>HBLPHA2</b>
2-gang rectangular flush mount with cover	Stainless Steel	10.75"L x 4.06"W x 3.5"H	<b>HBLPHA2BSS</b>
4-gang rectangular flush mount with cover	Black	10.75"L x 6.5"W x 3.5"H	<b>HBLPHA4</b>
4-gang rectangular flush mount with cover	Stainless Steel	10.75"L x 6.5"W x 3.5"H	<b>HBLPHA4BSS</b>

**Surface Mount Boxes**

Description	Finish	Dimensions	Catalog No.
2-gang surface mount box	Black	4.19"L x 4.81"W x 2.44"H	<b>HBLCON2</b>
3-gang surface mount box	Black	6.19"L x 4.81"W x 2.44"H	<b>HBLCON3</b>

**Recessed Mount Boxes**

Description	Finish	Dimensions	Catalog No.
4-gang recessed mount	Black	10.25"L x 7.0"W x 5.88"H	<b>HBLMIR2</b>
8-gang recessed mount	Black	31.0"L x 10.25"W x 5.88"H	<b>HBLMIR4</b>

**Under Desk Mount Boxes**

Description	Finish	Dimensions	Catalog No.
2-gang under desk mount	Black	9.19"L x 3.0"W x 2.88"H	<b>HBLMAR2</b>
3-gang under desk mount	Black	13.69"L x 3.0"W x 2.88"H	<b>HBLMAR3</b>

**Screw Type Face Plates**

Description	Catalog No.
Duplex	<b>HBLST302SBK</b>
Style Line® decorator opening	<b>HBLDE301SBK</b>
Blank	<b>HBLBL300SBK</b>
3-unit Hubbell iSTATION	<b>HBLIMFSBK*</b>
6-port	<b>HBL317SBK</b>

\*See Section F for module options.



Low Voltage Table Top Box  
TTBXLRBK



Pre-Wired Dual-Service Box  
TTBDS1BK



**Low Voltage Only**

Description	Dimensions	Black Anodized Aluminum	Clear Anodized Aluminum	Solid Brass
Table top box; 2" diam. hole; (1) keystone opening; keystone modules sold separately	2.19" Diameter	<b>TTBKSBK</b>	<b>TTBKSAL</b>	<b>TTBKSBR</b>
Table top box; 2" diam. hole; (1) XLR microphone jack installed	2.19" Diameter	<b>TTBXLRBK</b>	<b>TTBXLRAL</b>	<b>TTBXLRBR</b>

**Pre-Wired Dual-Service**

Description	Dimensions	Black Anodized Aluminum	Clear Anodized Aluminum	Solid Brass
Table top box; 3.5" diam. hole; (1) pre-wired 15A outlet with 9' power supply cord; (1) 3.5mm screw terminal audio jack; (1) 15-pin gender changer F/F; (2) keystone openings; keystone modules sold separately	3.88" Diameter	<b>TTBDS1BK</b>	<b>TTBDS1AL</b>	<b>TTBDS1BR</b>
Table top box; 3.5" diam. hole; (2) pre-wired 15A outlets with 9' power supply cord; (2) keystone openings; keystone modules sold separately	3.88" Diameter	<b>TTBDS2BK</b>	<b>TTBDS2AL</b>	<b>TTBDS2BR</b>

See Section F for AV and datacom options.



Square Lift-Up Box  
WSBC21UBK



Square Mini Lift-Up Box  
WSBA11BK



Work Surface Mount Box  
WSBD21UBK



Recessed Concealed Services Box  
WSBB23UBK

## Square Lift-Up Style

Description	Finish	Dimensions	Catalog No.
(2) pre-wired 15A outlets with 6' power supply cord; 1-unit opening for Hubbell iSTATION modules; unit rotates up when in use and down to conceal services when not in use	Black Silver	5.75"L x 5.39"W x 4.25"H	<b>WSBC21UBK</b> <b>WSBC21USV</b>

## Square Mini Lift-Up Style

Description	Finish	Dimensions	Catalog No.
(1) pre-wired 15A outlet with 9' power supply cord; (1) RJ-45 jack installed with 6' patch cord	Black Brushed Stainless Steel	3.7"L x 3.7"W x 2.93"H	<b>WSBA11BK</b> <b>WSBA11BSS</b>
(2) pre-wired 15A outlets with 9' power supply cord (power only)	Black Brushed Stainless Steel	3.7"L x 3.7"W x 2.93"H	<b>WSBA2BK</b> <b>WSBA2BSS</b>

## Under Table Mount

Description	Finish	Dimensions	Catalog No.
(2) pre-wired 15A outlets with 9' power supply cord; (1) low voltage plate included with 1-unit opening for Hubbell iSTATION modules	Black	6.50"L x 1.75"W x 2.25"H	<b>WSBD21UBK</b>

## Work Surface Mount

Description	Finish	Dimensions	Catalog No.
(1) pre-wired 15A outlet with 9' power supply cord; (1) Hubbell keystone opening	Black Silver	3.57"L x 2.19"W x 2.50"H	<b>WSBE11BK</b> <b>WSBE11SV</b>
(2) pre-wired 15A outlets with 9' power supply cord; (2) Hubbell keystone openings	Black Silver	6.32"L x 2.19"W x 2.50"H	<b>WSBE22BK</b> <b>WSBE22SV</b>
(3) pre-wired 15A outlets with 9' power supply cord; (1) low voltage plate included with 1-unit opening for Hubbell iSTATION modules	Black Silver	8.25"L x 2.19"W x 2.50"H	<b>WSBE31UBK</b> <b>WSBE31USV</b>
Mounting bracket with thumb screw (optional)	–	–	<b>WSBECLAMP</b>

## Recessed Concealed Services

Description	Finish	Dimensions	Catalog No.
(2) pre-wired 15A outlets with 6' power supply cord; (1) low voltage plate included with 1-unit opening for Hubbell iSTATION modules; (2) additional 1-unit openings provided in base of unit	Black Brushed Anod. Alum. Brushed Stainless Steel	8.98"L x 5.47"W x 2.97"H	<b>WSBB23UBK</b> <b>WSBB23UBAL</b> <b>WSBB23UBSS</b>
(4) pre-wired 15A outlets with 6' power supply cord; (2) 1-unit openings for Hubbell iSTATION modules provided in base of unit	Black Brushed Anod. Alum. Brushed Stainless Steel	8.98"L x 5.47"W x 2.97"H	<b>WSBB43UBK</b> <b>WSBB43UBAL</b> <b>WSBB43UBSS</b>
Empty enclosure with (1) duplex opening, (1) low voltage plate included with 1-unit opening for Hubbell iSTATION modules; (2) additional 1-unit openings provided in base of unit; intended for field wiring	Black	8.98"L x 5.47"W x 2.97"H	<b>WSBBHWBK</b>



Grommet Style Furniture Box  
WSBF22BK



Grommet Cover with Dust Shield  
WSBFGROMSV



Recessed Concealed Box (Shown with Cover Open)  
WSBG43USV



Pop-Up Style with Trim Ring  
WSBH42U, WSBHTRBK

DELIVERY

**Grommet Style**

Description	Finish	Dimensions	Catalog No.
(2) pre-wired 15A outlets with 6' power supply cord; (2) Hubbell Keystone openings	Black	8.62"L x 3.0"W x 2.25"H	<b>WSBF22BK</b>
	Silver	8.62"L x 3.0"W x 2.25"H	<b>WSBF22SV</b>
Flush grommet cover with dust shield	Black	5.68"L x 3.39"W x 0.96"H	<b>WSBFGROMBK</b>
	Silver	5.68"L x 3.39"W x 0.96"H	<b>WSBFGROMSV</b>
	Brushed Aluminum	5.68"L x 3.39"W x 0.96"H	<b>WSBFGROMBAL</b>
	Brushed Stainless Steel	5.68"L x 3.39"W x 0.96"H	<b>WSBFGROMBSS</b>

**Pre-Wired Work Surface Elite Series**

**Recessed Concealed Services**

Description	Finish	Dimensions	Catalog No.
(4) pre-wired 15A outlets with 6' power supply cord; (3) low voltage plates included with 1-unit opening for Hubbell iSTATION modules	Black	15.0"L x 9.0"W x 6.25"H	<b>WSBG43UBK</b>
	Silver	15.0"L x 9.0"W x 6.25"H	<b>WSBG43USV</b>
	Clear Anodized	15.0"L x 9.0"W x 6.25"H	<b>WSBG43UBAL</b>
	Black Anodized	15.0"L x 9.0"W x 6.25"H	<b>WSBG43UBBA</b>

**Pop-Up Style\***

Base unit with (4) pre-wired 15A outlets with 6' power supply cord; (2) low voltage plates included with 1-unit opening for Hubbell iSTATION modules	–	8.90"L x 8.90"W x 13.9"H	<b>WSBH42U*</b>
Trim ring and decorative round top	Black	5.25" Diameter	<b>WSBHTRBK</b>
Trim ring and decorative round top	Brushed Stainless Steel	5.25" Diameter	<b>WSBHTRBSS</b>

\*WSBH42U is CSA Certified only.

**Replacement Low Voltage Data Plates**

Non-metallic low voltage plate, blank	Black	3.18"L x 1.88"W	<b>WSBPLATE1</b>
Non-metallic low voltage plate, 1-unit Hubbell iSTATION cut-out	Black	3.18"L x 1.88"W	<b>WSBPLATE2</b>



## Pre-Wired 2X2 USB Work Surface Pop-Up Box

Hubbell's UL listed 2X2 USB Work Surface Pop-Up Box is ideal for work surfaces, such as desks, which require power for a computer and USB charging for smart devices. Developed in coordination with the hotel industry, the Hubbell Pop-Up Box utilizes a pneumatic spring for providing a smooth action for opening and closing. Available in brushed aluminum or black powder coat, the Pop-Up Box is suited for installation with any modern décor.

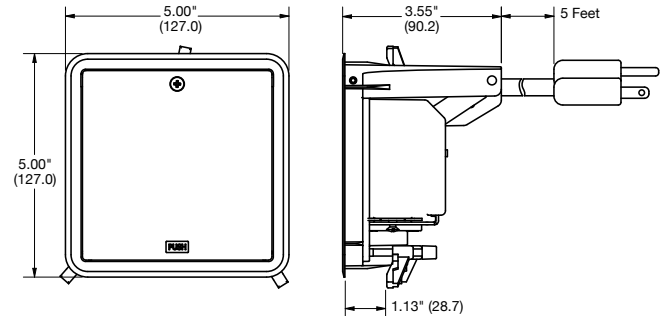
Installation is simple and only requires a jig-saw or similar saw plus a screwdriver. The unit is supplied with a 5 foot cord with a molded plug end allowing it to be installed with ease. Designed to be installed into existing desks or by furniture manufactures. The Hubbell 2X2 USB Work Surface Pop-Up Box is ideally suited for any work surface application.



## Features

- 15A duplex with two USB charging ports, 3A USB charging capacity
- 5 foot, pre-wired, 12 gauge, 3-wire electrical cord, making it excellent for conference rooms or classrooms that are frequently rearranged
- Tamper-resistant receptacle
- Gas-spring actuation for smooth opening and closing
- Die cast aluminum construction
- Rated for +10,000 open/close cycles
- Simple three-screw installation
- Unobtrusive low profile flange at 0.05in
- LED power-indicating light
- Easily replaceable receptacle

Charging convenience at the push of a button



## Electrical Specifications

- Voltage: 125V
- Current: 15A
- USB charging current: 3A
- Plug type: NEMA type 5-15P
- Cord length: 5 feet

## Specifications

- cULus
- Listed to UL962A for Furniture Power Distribution Units



2X2 USB Work Surface Box,  
Brushed Aluminum  
WSBUSB2X2ALU



2X2 USB Work Surface Box,  
Brushed Aluminum  
WSBUSB2X2BLK

## 2X2 USB Work Surface Pop-Up Box

Surface Dimensions	Cut Out Dimensions	Product Depth	Maximum Surface Thickness	Finish	Catalog No.
5" x 5"	4.62" x 4.62"	3.55"	1.125"	Brushed Aluminum	<b>WSBUSB2X2ALU</b>
				Black Powder Coat	<b>WSBUSB2X2BLK</b>



HBL985 and HBL986 with HBL989  
Low Voltage Partition



Gangable AV Wall Box, 2-Gang  
HBL985



Gangable AV Wall Box, 3-Gang  
HBL986



Low Voltage Partition  
HBL989

DELIVERY

## Gangable AV Wall Boxes, 2- and 3-Gang

Box	Dimensions	Knockouts Top*	Knockouts Bottom*	Knockouts Back	Catalog No.
2-Gang, 2" KO, 54in <sup>3</sup> capacity	H: 4 <sup>1</sup> / <sub>4</sub> " W: 4 <sup>1</sup> / <sub>16</sub> " D: 4"	(2) 1/2" (2) 1/2" - 3/4" TKO	(1) 1", 1 <sup>1</sup> / <sub>4</sub> ", 1 <sup>1</sup> / <sub>2</sub> " and 2"	(2) 1/2" - 3/4" TKO	<b>HBL985</b>
3-Gang, 2" KO, 79in <sup>3</sup> capacity	H: 4 <sup>1</sup> / <sub>4</sub> " W: 5 <sup>5</sup> / <sub>16</sub> " D: 4"	(3) 1/2" (3) 1/2" - 3/4" TKO	(1) 1/2" (1) 1/2" - 3/4" TKO (1) 1", 1 <sup>1</sup> / <sub>4</sub> ", 1 <sup>1</sup> / <sub>2</sub> " and 2"	(3) 1/2" - 3/4" TKO	<b>HBL986</b>

## Low Voltage AV Wallbox Partitions

Compatible With	Compatible Mud Ring Depth	Description	Quantity	Catalog No.
HBL985 and HBL986	1/2", 3/4" and 1 <sup>1</sup> / <sub>4</sub> "	Solid divider	1	<b>HBL989</b>
		With pass-thru capability	1	<b>HBL989AVD</b>



Front



Back (Cutaway)


Cutaway images are for demonstration purposes only.



2-Gang Large Capacity Wall Box  
HBL260



3-Gang Large Capacity Wall Box  
HBL263



3-Gang Mud Ring  
HBL792

## 2-Gang Large Capacity Wall Box, 66.7 Cubic Inch Capacity

Description	Dimensions	Knockouts Sides*	Knockouts Back*	Catalog No.
Square 2-gang wall box	H: 4 <sup>1</sup> / <sub>16</sub> " W: 4 <sup>1</sup> / <sub>16</sub> " D: 3 <sup>1</sup> / <sub>4</sub> "	(2) 3/4" - 1" TKO; (2) 1" - 1 <sup>1</sup> / <sub>4</sub> " TKO; (2) 1" - 2" conc. KO	(2) 3/4" - 1" TKO (2) 1/2"	<b>HBL260</b>

Note: Use with industry standard 4<sup>1</sup>/<sub>16</sub>" square mud rings for 1- or 2-gang applications.

## 3-Gang Large Capacity Wall Box, 113.3 Cubic Inch Capacity

Description	Dimensions	Knockouts Sides*	Knockouts Back*	Catalog No.
Square 2- or 3-gang wall box	H: 4 <sup>1</sup> / <sub>16</sub> " W: 7 <sup>3</sup> / <sub>4</sub> " D: 3 <sup>1</sup> / <sub>4</sub> "	(4) 1/2" - 3/4" TKO, (4) 3/4" - 1" TKO, (2) 1" - 1 <sup>1</sup> / <sub>4</sub> " TKO, (2) 1" - 2" conc. KO	(2) 1/2" - 3/4" TKO, (2) 3/4" - 1" TKO, (2) 1" - 1 <sup>1</sup> / <sub>4</sub> " TKO	<b>HBL263</b>

Note: Use with industry standard 4" square mudrings for 1- or 2-gang applications.

## 2-Gang Mud Rings (Compatible with HBL260)

Description	Capacity	Catalog No.
5/8" height	7.3in <sup>3</sup>	<b>HBL818</b>
3/4" height	8.8in <sup>3</sup>	<b>HBL840</b>
1" height	12.0in <sup>3</sup>	<b>HBL819</b>
1 <sup>1</sup> / <sub>4</sub> " height	15.0in <sup>3</sup>	<b>HBL820</b>

## 3-Gang Mud Rings (Compatible with HBL263)

Description	Capacity	Catalog No.
1/2" height	10.1in <sup>3</sup>	<b>HBL792</b>
5/8" height	12.3in <sup>3</sup>	<b>HBL793</b>
1 <sup>1</sup> / <sub>4</sub> " height	24.3in <sup>3</sup>	<b>HBL794</b>

## Low Voltage Partitions

Compatible With	Compatible Mud Ring Depth	Description	Quantity	Catalog No.
HBL260 and HBL263	1/2", 3/4" and 1 <sup>1</sup> / <sub>4</sub> "	Solid divider	1	<b>HBL981</b>
		With pass-thru capability	1	<b>HBL981AVD</b>

\*TKO (Tangential Knockout)



FPTV Enclosure  
NSAV62M



FPTV Enclosure Cover  
NSAV6C



Surge Protected Power Kit  
NSOKPS



HDMI Frame  
NS801W



AV Ceiling Enclosure  
AVCE1

## FPTV Connection Enclosure

Description	Color	Catalog No.
2-gang in-wall enclosure	White	<b>NSAV62M</b>
Steel cover for NSAV6 series	White	<b>NSAV6C</b>
4-gang in-wall enclosure	White	<b>NSAV124M</b>
Steel cover for NSAV12 series	White	<b>NSAV12C</b>

## Power Kits

For use with NSAV62M only

Description	Color	Catalog No.
Standard power kit	White	<b>NSOKP</b>
Surge protected power kit	Blue	<b>NSOKPS</b>

## AV Connectors and Plates

Description	Color	Catalog No.
1-gang decorator plate	White	<b>NP26W</b>
1-gang Hubbell iSTATION plate	White	<b>IMF1W</b>
1-gang 4-port keystone plate	White	<b>NSP14W</b>
1-port HDMI frame	White	<b>NS801W</b>
2-port HDMI frame	White	<b>NS802W</b>
HDMI snap fit	Black	<b>SFHC14BK</b>
F-connector snap fit	White	<b>NSF70W</b>
USB A-to-B snap fit	White	<b>SFUSBABW</b>
Cat 6 snap fit jack	White	<b>NSJ6W</b>

Note: See Section F for AV and datacom options

## AV Ceiling Enclosure

Description	Color	Catalog No.
AV ceiling enclosure	White	<b>AVCE1</b>
AV ceiling enclosure, plenum rated	White	<b>AVCE1P</b>

Note: Enclosure includes 24" x 12" x 8" enclosure, (2) 20A duplex receptacles and 2-gang back box.



**Safety**

- Low profile flange, 0.150", is better than ADA requirements
- Hide-away egress door fold under cover while in use
- 180° opening of main door

**Functionality**

- Cables and connections are protected by recessed functionality
- Open architecture sub-plate design
- Dirt ingress reduced by egress door brushes
- Exceeds UL 514A Scrub Requirements with ScrubShield® technology
- Easy selection with common flange for all floor types



**Value**

- Enhance building décor with numerous finishes
- Increase durability and longevity with cast aluminum covers

**Online Resources**

BIM models, customer drawings and technical specifications are available on [www.hubbell-wiring.com](http://www.hubbell-wiring.com).

**8" Sub-Plate Features**



Center Plate Configurations:

- Allows for three duplex receptacles or up to 18 data and or audio visual jacks
- Open architecture sub-plate design accommodates FSR®, Extron®, Crestron®, etc.
- NEMA spacing between devices
- All plates can be independently wired

Outer Plate Configurations:

- Available in pre-wired 20A duplex receptacles or data/AV plates
- Multiple 20A duplex receptacles can be wired to a common circuit or independently

**6" Sub-Plate Features**



60/40 Device Plate Combination:

- Allows for a wide array of data and audio visual connectivity with a 20A duplex receptacle
- The two plates can be independently wired



50/50 Device Plate Combination:

- Accommodates up to two 20A duplex receptacles with eight data or audio visual connections
- The two plates can be independently wired

**4" Sub-Plate Features**



Plate Configurations


- Quad receptacle sub-plate, single or dual circuit wiring
- 2x2 sub plate for decorator or traditional receptacles plus two keystone jacks
- Since service decorator or traditional sub-plates

Extron is a registered trademark of Extron Electronics.  
Crestron is a registered trademark of Crestron Electronics, Inc.  
FSR is a registered trademark of FSR Inc.

## STEP 1 | Select Poke Through



## STEP 2 | Select Sub-Plates



Note: Furniture feed model does not use sub-plates.

## STEP 3 | Select Cover Finishes



## Recommended Fire-Rated Poke-Through Size Chart

To avoid over or under utilizing the capacity of the fire-rated poke-through, first determine how many gangs of power, data and AV are required for the application. The matrix below will guide you to the correct poke-through size.


		Recommended Fire-Rated Poke-Through Size					
POWER GANGS	5	8"	Exceeds capacity				
	4	8"	8"	of Hubbell recessed			
	3	6"	8"	8"	poke-throughs		
	2	6"	6"	8"	8"		
	1	4"	6"	6"	8"	8"	
	0	-	4"	6"	8"	8"	8"
		0	1	2	3	4	5
		DATA AND AV GANGS					

Example: 2 gangs of power, 1 gang of AV and 1 gang of data is required.  
 Find the intersection for 2 power gangs with 2 data/AV gangs.  
 The highlighted intersection defines the recommended FRPT.



**Features**

- Step down installation
- Maintains concrete floor fire rating up to two hours
- Junction box standard
- For use in the City of Chicago applications, junction box is NOT included
- Features ScrubShield® technology that exceeds UL514A scrub water exclusion requirements



**8" Fire-Rated Poke-Throughs**

Description	Catalog No.
8" Fire-Rated Poke-Through includes: (1) 3/4" power EMT plus (1) S1R8JNC1 with (1) 1" EMT and (1) 1 1/2" EMT	<b>S1R8PTFIT1</b>
8" Fire-Rated Poke-Through includes: (1) 3/4" power EMT plus (1) S1R8JNC2 with (2) 1" EMT	<b>S1R8PTFIT2</b>
8" Fire-Rated Poke-Through includes: (1) 3/4" power EMT plus (1) S1R8JNC3 with (1) 2" EMT	<b>S1R8PTFIT3</b>
8" Fire-Rated Poke-Through includes: (1) 3/4" power EMT plus (1) S1R8JNC1 with (2) 1 inch EMT and (1) 1 1/2" EMT; no junction box or flexible metal conduit	<b>S1R8PTFIT1CHI</b>
8" Fire-Rated Poke-Through includes: (1) 3/4" power EMT plus (1) S1R8JNC2 with (2) 1" EMT; no junction box or flexible metal conduit	<b>S1R8PTFIT2CHI</b>
8" Fire-Rated Poke-Through includes: (1) 3/4" power EMT plus (1) S1R8JNC3 with (1) 2" EMT; no junction box or flexible metal conduit	<b>S1R8PTFIT3CHI</b>

**ScrubShield®**  
Complies with UL514 A & C



## Center Plate Configurations

- Allows for 3 duplexes or up to 18 data/AV jacks. Other combinations possible
- Accepts third party AV devices (i.e. FSR®, Crestron®, Extron®)
- Standard NEMA spacing between devices

## Outer Plate Configurations

- Available in pre-wired duplexes or openings to accommodate third party AV devices
- Multiple duplexes can be wired in the supplied junction box or independently



Center, Twist-Lock  
S1R8CSPG



Center, Duplex  
S1R8CSPJ



Center, 2-Gang Decorator  
S1R8CSPM



Outer, iSTATION  
S1R8PSPY



Outer, Dual 20A  
S1R8PSPZ



Aluminum Cover  
S1R8CVRALU



Replacement Fitting Box  
S1R8JNC1

## Center Sub-Plates, Single Gang

Description	Catalog No.
Blank cover plate	<b>S1R8CSPB</b>
(1) 1 unit Hubbell iSTATION opening	<b>S1R8CSPD</b>
(1) 1.60" opening for 20A and 30A Twist-Lock®	<b>S1R8CSPG</b>
(1) 1.40" opening for simplex or 15A Twist-Lock®	<b>S1R8CSPJ</b>
(2) Extron® MAAP openings	<b>S1R8CSPC</b>
(1) 1.5 unit Hubbell iSTATION opening	<b>S1R8CSPE</b>
(1) Duplex opening	<b>S1R8CSPJ</b>
(1) Style Line® Decorator opening	<b>S1R8CSPK</b>

## Center Sub-Plates, 2- and 3-Gang

Description	Catalog No.
Two gang; (4) Extron® AAP openings	<b>S1R8CSPA</b>
Two gang; (2) Style Line® Decorator openings	<b>S1R8CSPM</b>
Three gang; blank cover plate	<b>S1R8CSPN</b>
Two gang; 3 unit Hubbell iSTATION opening	<b>S1R8CSPL</b>
Two gang; device depth extension collar (for use with third party data up to 2.5" depth or two power receptacles)	<b>S1R8CSPEXT</b>

## Recessed 8" Covers

Single piece 8" FRPT cover assembly unit includes solid cast aluminum construction, carpet gasket and mounting hardware.

Description	Catalog No.
Brushed Aluminum	<b>S1R8CVRALU</b>
Black Powder Coat	<b>S1R8CVRBLK</b>
Brushed Brass Plated	<b>S1R8CVRBRS</b>
Bronze Plated Finish	<b>S1R8CVRBRZ</b>
Satin Nickel Plated	<b>S1R8CVRNKL</b>

Note: Rectangle sub-plates are for center compartment, crescent sub-plates are for outer compartments and are not inter-changeable. See section F for Hubbell iSTATION modules.

Extron is a registered trademark of Extron Electronics. Crestron is a registered trademark of Crestron Electronics, Inc. FSR is a registered trademark of FSR Inc.

## Outer Sub-Plates

Description	Catalog No.
Blank cover plate	<b>S1R8PSPU</b>
Pull through with 1" bushing opening	<b>S1R8PSPW</b>
(1) 1 unit Hubbell iSTATION opening	<b>S1R8PSPY</b>
Single Extron® MAAP opening	<b>S1R8PSPV</b>
Single Extron® MAAP opening	<b>S1R8PSPX</b>
Dual 20A pre-wired power cubes; one circuit (Supplied with isolated ground sticker)	<b>S1R8PSPZ</b>

## 8" Accessories

Description	Catalog No.
Pre-pour tube, includes hardware	<b>S1R8PPT*</b>
Abandonment plate, black finish	<b>S1R8ADMTBK</b>
Low voltage replacement divider	<b>S1R8DIV</b>
Power junction box, 27.0 cubic inches; (1) 3/4" and (1) 1" EMT connector	<b>S1FRPTJB</b>

\*Not UL Listed

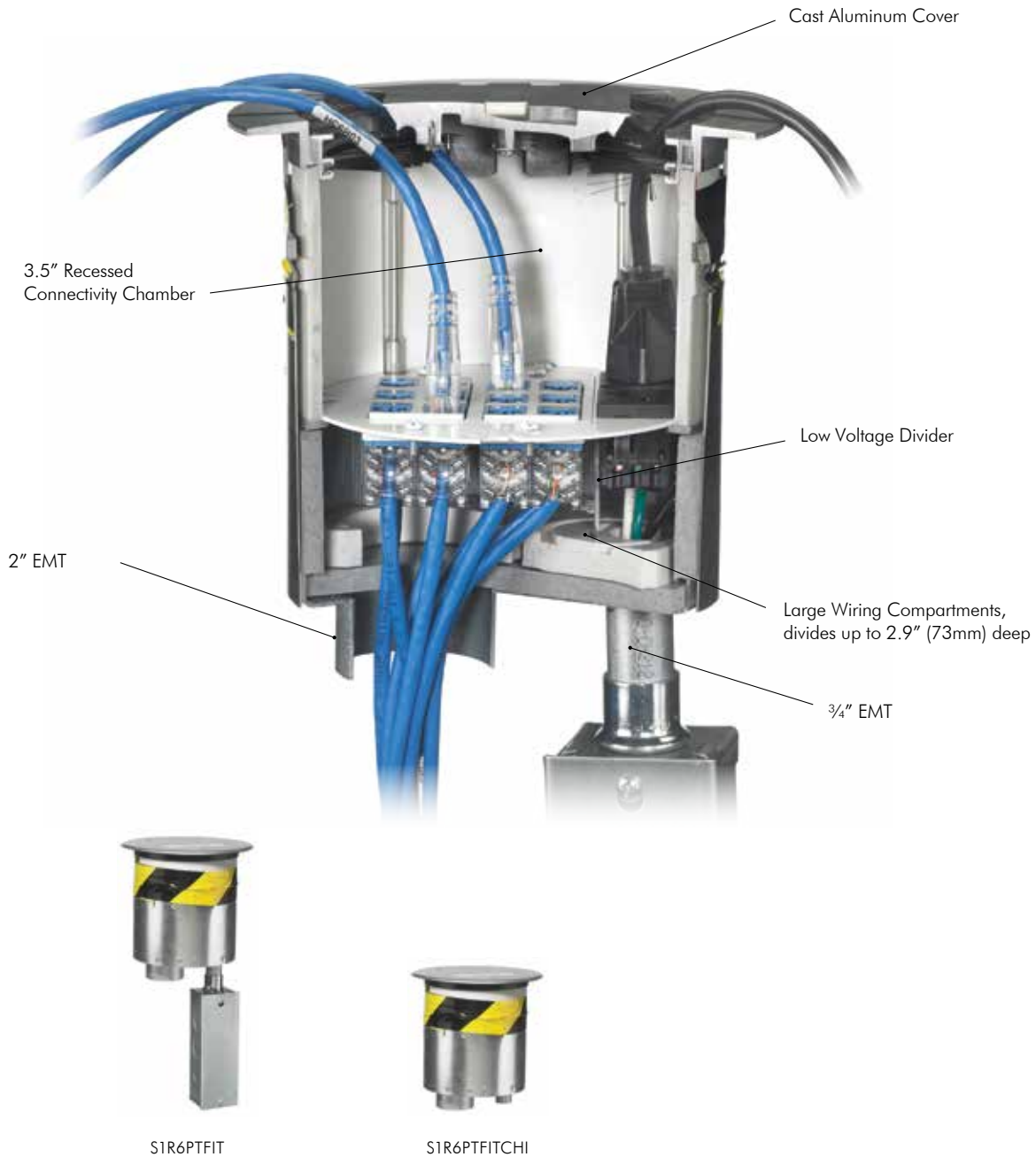
## Replacement Fitting Box

Description	Catalog No.
(1) 1" and (1) 1 1/2" EMT	<b>S1R8JNC1</b>
(2) 1" EMTs	<b>S1R8JNC2</b>
(1) 2" EMT	<b>S1R8JNC3</b>
(3) 1" EMTs	<b>S1R8JNC4</b>
(1) 1 1/2" and (1) 1 1/4" EMT	<b>S1R8JNC5</b>
(2) 1 1/4" EMTs	<b>S1R8JNC6</b>
(1) 3/4" and (2) 1" EMTs	<b>S1R8JNC7</b>
(1) 3/4" and (1) 1 1/4" EMT	<b>S1R8JNC8</b>
(1) 3/4" and (2) 1 1/4" EMTs	<b>S1R8JNC9</b>



**Features**

- Step down installation
- Maintains concrete floor fire rating up to two hours
- Junction box standard
- Includes (1) 2" data/AV EMT and (1) 3/4" power EMT
- For use in the City of Chicago applications, junction box is NOT included
- Features ScrubShield® technology that exceeds UL514A scrub water exclusion requirements



**6" Fire-Rated Poke-Throughs**

Description	Catalog No.
6" Fire-Rated Poke-Through	<b>S1R6PTFIT</b>
6" Fire-Rated Poke-Through; for use in the City of Chicago	<b>S1R6PTFITCHI</b>

**ScrubShield®**  
Complies with UL514 A & C





Left 60%,  
Decorator and MAAP  
S1R6SPV



Right 40%,  
20A Pre-Wired  
S1R6SPZ25



Left 50%,  
Decorator and Keystone  
S1R6SPE



Right 50%,  
Duplex  
S1R6SPV



Right 50%,  
20A Pre-Wired  
S1R6SPV



Recessed 6" Cover  
S1R6CVRBLK



Pre-Pour Tube  
S1R6PPT

## 60/40 Device Plate Combination

- Allows for up to twelve data/AV jacks plus a 20A duplex receptacle
- Two plates which can be wired independently

## 50/50 Device Plate Combination

- Allows for up to eight Hubbell data jacks plus two 20A duplex receptacles
- Two plates which can be wired independently

### Left 60% Sub-Plates

Description	Catalog No.
(1) Style Line® decorator, (2) Extron® MAAP openings	<b>S1R6SPV</b>
(2) Style Line decorator openings	<b>S1R6SPW</b>
(1) Style Line decorator, (2) Extron AAP openings	<b>S1R6SPX</b>
(1) Style Line decorator, (2) 1.5 unit Hubbell iSTATION openings*	<b>S1R6SPY</b>
(6) Extron MAAP openings	<b>S1R6SPT</b>
(2) Extron MAAP, (2) Extron AAP openings	<b>S1R6SPU</b>

Note: Left side only

### Right 40% Sub-Plates

Description	Catalog No.
(2) 20A pre-wired receptacles; 16" lead; one circuit (Supplied with isolated ground sticker)	<b>S1R6SPZ</b>
(2) 20A pre-wired receptacles; 25 foot lead; one circuit (Supplied with isolated ground sticker)	<b>S1R6SPZ25</b>

Note: Right side only

### 6" Accessories

Description	Catalog No.	
Pre-pour tube, including hardware	<b>S1R6PPT**</b>	
Abandonment plate, black finish	<b>S1R6ADMTBK</b>	
Low voltage replacement divider	<b>S1R6DIV</b>	
Power junction box, 27.0 cubic inches; (1) 3/4" and (1) 1" EMT connector	<b>S1FRPTJB</b>	
	2" Catalog No.	3/4" Catalog No.
Replacement furniture feed fitting	<b>S1RFFFIT2</b>	<b>S1RFFFIT075</b>
Replacement plugs		
Aluminum	<b>S1RPLUG2ALU</b>	<b>S1RPLUG075ALU</b>
Black	<b>S1RPLUG2BLK</b>	<b>S1RPLUG075BLK</b>
Brass	<b>S1RPLUG2BRS</b>	<b>S1RPLUG075BRS</b>
Bronze	<b>S1RPLUG2BRZ</b>	<b>S1RPLUG075BRZ</b>
Nickel	<b>S1RPLUG2NKL</b>	<b>S1RPLUG075NKL</b>

\*\*Not UL Listed

\*See section F for Hubbell iSTATION modules.

Note: Sub-plates can not be rotated to create additional layouts. When assembled, sub-plates can not overlap. Custom plates available upon request and may be subject to minimum order quantity

Extron is a registered trademark of Extron Electronics. Crestron is a registered trademark of Crestron Electronics, Inc. FSR is a registered trademark of FSR Inc.

### Left 50% Sub-Plates

Description	Catalog No.
(3) Extron® AAP openings	<b>S1R6SPA</b>
(5) Extron MAAP openings	<b>S1R6SPC</b>
(1) Style Line Decorator, (2) Hubbell keystone openings	<b>S1R6SPE</b>
(3) Extron MAAP, (2) Hubbell keystone jack openings	<b>S1R6SPL</b>
Blank cover plate	<b>S1R6SPB</b>
(4) 1 unit Hubbell iSTATION openings*	<b>S1R6SPD</b>
(2) 1.5 unit Hubbell iSTATION openings*	<b>S1R6SPF</b>
(1) Style Line® decorator opening	<b>S1R6SPM</b>

Note: Left side only

### Right 50% Sub-Plates

Description	Catalog No.
(1) 1.60" opening for 20A and 30A Twist-Lock®	<b>S1R6SPG</b>
(1) Duplex device opening	<b>S1R6SPI</b>
(1) Style Line® decorator device opening	<b>S1R6SPK</b>
(4) 20A pre-wired receptacles; 16" leads; one or two circuits (Supplied with isolated ground sticker)	<b>S1R6SPH</b>
(1) 1.4" opening for simplex or 15A Twist-Lock	<b>S1R6SPJ</b>

Note: Right side only

### Recessed 6" Covers

6" FRPT cover assembled unit includes solid cast aluminum construction, carpet gasket and mounting hardware.

Description	Catalog No.	Furniture Feed Option
Brushed Aluminum	<b>S1R6CVRALU</b>	<b>S1R6FFCVRALU</b>
Black Powder Coat	<b>S1R6CVRBLK</b>	<b>S1R6FFCVRBLK</b>
Brushed Brass Plated	<b>S1R6CVRBRS</b>	<b>S1R6FFCVRBRS</b>
Bronze Plated Finish	<b>S1R6CVRBRZ</b>	<b>S1R6FFCVRBRZ</b>
Satin Nickel Plated	<b>S1R6CVRNKL</b>	<b>S1R6FFCVRNKL</b>



DELIVERY




**Pre-Wired 8" Fire-Rated Poke-Through**

Unit includes:

- (1) Hubbell SystemOne 8" floor fitting (S1R8PTFIT1)
- (4) 20A, pre-wired receptacles, 18" wire lead, two pieces (S1R8PSPZ)
- (1) Fitting connection box with 1" and 1½" EMT stubs (S1R8JNC1)
- (1) 8" flange and universal cover assembly (S1R8CVRxx)

Receptacles feature single circuit wiring




Finish	Catalog No.
Brushed Aluminum	<b>S1R8PTZZ1ALU</b>
Black Powder Coat	<b>S1R8PTZZ1BLK</b>
Brass Plated	<b>S1R8PTZZ1BRS</b>
Bronze Plated (Oil rubbed)	<b>S1R8PTZZ1BRZ</b>
Nickel Plated	<b>S1R8PTZZ1NKL</b>



**8" Fire-Rated Poke-Through**

Unit includes:

- (1) Hubbell SystemOne 8" floor fitting (S1R8PTFIT1)
- (1) Fitting connection box with 1" and 1½" EMT stubs (S1R8JNC1)
- (1) 8" flange and universal cover assembly (S1R8CVRxx)



Finish	Catalog No.
Brushed Aluminum	<b>S1R8PT1ALU</b>
Black Powder Coat	<b>S1R8PT1BLK</b>
Brass Plated	<b>S1R8PT1BRS</b>
Bronze Plated (Oil rubbed)	<b>S1R8PT1BRZ</b>
Nickel Plated	<b>S1R8PT1NKL</b>




**Pre-Wired 8" Fire-Rated Poke-Through**

Unit includes:

- (1) Hubbell SystemOne 8" floor fitting (S1R8PTFIT2)
- (4) 20A, pre-wired receptacles, 18" wire lead, two pieces (S1R8PSPZ)
- (1) Fitting connection box with (2) 1" EMT stubs (S1R8JNC2)
- (1) 8" flange and universal cover assembly (S1R8CVRxx)

Receptacles feature single circuit wiring



Finish	Catalog No.
Brushed Aluminum	<b>S1R8PTZZ2ALU</b>
Black Powder Coat	<b>S1R8PTZZ2BLK</b>
Brass Plated	<b>S1R8PTZZ2BRS</b>
Bronze Plated (Oil rubbed)	<b>S1R8PTZZ2BRZ</b>
Nickel Plated	<b>S1R8PTZZ2NKL</b>



**8" Fire-Rated Poke-Through**

Unit includes:

- (1) Hubbell SystemOne 8" floor fitting (S1R8PTFIT2)
- (1) Fitting connection box with (2) 1" EMT stubs (S1R8JNC2)
- (1) 8" flange and universal cover assembly (S1R8CVRxx)

Finish	Catalog No.
Brushed Aluminum	<b>S1R8PT2ALU</b>
Black Powder Coat	<b>S1R8PT2BLK</b>
Brass Plated	<b>S1R8PT2BRS</b>
Bronze Plated (Oil rubbed)	<b>S1R8PT2BRZ</b>
Nickel Plated	<b>S1R8PT2NKL</b>



**Pre-Wired 8" Fire-Rated Poke-Through for Data AV**

Unit includes:

- (1) Hubbell SystemOne 8" floor fitting (S1R8PTFIT3)
- (4) 20A, pre-wired receptacles, 18" wire lead, two pieces (S1R8PSPZ)
- (1) Fitting connection box with one 2" EMT stubs (S1R8JNC3)
- (1) 8" flange and universal cover assembly (S1R8CVRxx)

Receptacles feature single circuit wiring

Finish	Catalog No.
Brushed Aluminum	<b>S1R8PTZZ3ALU</b>
Black Powder Coat	<b>S1R8PTZZ3BLK</b>
Brass Plated	<b>S1R8PTZZ3BRS</b>
Bronze Plated (Oil rubbed)	<b>S1R8PTZZ3BRZ</b>
Nickel Plated	<b>S1R8PTZZ3NKL</b>



**8" Fire-Rated Poke-Through**

Unit includes:

- (1) Hubbell SystemOne 8" floor fitting (S1R8PTFIT3)
- (1) Fitting connection box with (1) 2" EMT stubs (S1R8JNC3)
- (1) 8" flange and universal cover assembly (S1R8CVRxx)

Finish	Catalog No.
Brushed Aluminum	<b>S1R8PT3ALU</b>
Black Powder Coat	<b>S1R8PT3BLK</b>
Brass Plated	<b>S1R8PT3BRS</b>
Bronze Plated (Oil rubbed)	<b>S1R8PT3BRZ</b>
Nickel Plated	<b>S1R8PT3NKL</b>

Note: xx indicates finish options.



Complies with UL514 A & C




## Pre-Wired 60/40 Split 6" FRPT for Data AV

Unit includes:

- (1) Hubbell SystemOne 6" floor fitting (S1R6PTFIT)
- (2) decorator opening sub-plate (S1R6SPW)
- (2) 20A, pre-wired receptacle with 18" wire leads (S1R6SPZ)
- (1) 6" flange and universal cover assembly (S1R6CVRxx)

Receptacles feature single circuit wiring.




Finish	Catalog No.
Brushed Aluminum	<b>S1R6PTWZALU</b>
Black Powder Coat	<b>S1R6PTWZBLK</b>
Brass Plated	<b>S1R6PTWZBRS</b>
Bronze Plated (Oil rubbed)	<b>S1R6PTWZBRZ</b>
Nickel Plated	<b>S1R6PTWZNKL</b>



## Pre-Wired 50/50 Split 6" Fire-Rated Poke-Through for Data AV

Unit includes:

- (1) Hubbell SystemOne 6" floor fitting (S1R6PTFIT)
  - (4) 1 unit Hubbell iSTATION openings (S1R6SPD)
  - (1) decorator opening and (2) keystone openings (S1R6SPE)
  - (4) 20A, pre-wired receptacles (S1R6SPH)
  - (1) 6" flange and universal cover assembly (S1R6CVRxx)
- Opening architecture keystone openings accept Hubbell modular jacks and many others. Receptacles feature single or two circuit wiring and isolated ground capability.



Brushed Aluminum	<b>S1R6PTDEHALU</b>
Black Powder Coat	<b>S1R6PTDEHBLK</b>
Brass Plated	<b>S1R6PTDEHBRS</b>
Bronze Plated (Oil rubbed)	<b>S1R6PTDEHBRZ</b>
Nickel Plated	<b>S1R6PTDEHNKL</b>



## Pre-Wired 50/50 Split 6" Fire-Rated Poke-Through for Third Party Devices

Unit includes:

- (1) Hubbell SystemOne 6" floor fitting (S1R6PTFIT)
  - (3) Extron® AAP openings (S1R6SPA)
  - (5) Extron® MAPP openings (S1R6SPC)
  - (1) decorator opening and (2) Hubbell keystone openings (S1R6SPE)
  - (4) 20A, pre-wired receptacles (S1R6SPH)
  - (1) 6" flange and universal cover assembly (S1R6CVRxx)
- Opening architecture Keystone openings accept Hubbell modular jacks and many others. Receptacles feature single or two circuit wiring and isolated ground capability.



Brushed Aluminum	<b>S1R6PTACEHALU</b>
Black Powder Coat	<b>S1R6PTACEHBLK</b>
Brass Plated	<b>S1R6PTACEHBRS</b>
Bronze Plated (Oil rubbed)	<b>S1R6PTACEHBRZ</b>
Nickel Plated	<b>S1R6PTACEHNKL</b>



## 6" Fire-Rated Poke-Through with Finished Cover

Unit includes:

- (1) Hubbell SystemOne 6" floor fitting (S1R6PTFIT)
- (1) 6" flange and universal cover assembly (S1R6CVRxx)

Brushed Aluminum	<b>S1R6PTALU</b>
Black Powder Coat	<b>S1R6PTBLK</b>
Brass Plated	<b>S1R6PTBRS</b>
Bronze Plated (Oil rubbed)	<b>S1R6PTBRZ</b>
Nickel Plated	<b>S1R6PTNKL</b>



## 6" Fire-Rated Poke-Through for Furniture Feed Applications

Unit includes:

- (1) Hubbell SystemOne 6" floor fitting (S1R6PTFIT)
- (1) 6" furniture feed flange and cover assembly (S1R6FFCVRxx)
- (1) 2" conduit fitting (S1RFFFIT2)
- (1) 3/4" conduit fitting (S1RFFFIT075)

Brushed Aluminum	<b>S1R6PTFFALU</b>
Black Powder Coat	<b>S1R6PTFFBLK</b>
Brass Plated	<b>S1R6PTFFBRS</b>
Bronze Plated (Oil rubbed)	<b>S1R6PTFFBRZ</b>
Nickel Plated	<b>S1R6PTFFNKL</b>



Note: xx indicates finish options.

Extron is a registered trademark of Extron Electronics.

**ScrubShield**

Complies with UL514 A & C



DELIVERY



**AV Inspired Fire-Rated Poke-Through**

The Hubbell S1PTAVxxx offers an industry leading 1½" data/AV EMT and ¾" power EMT to maximize use of the 4" core hole.



**Multiple Sub-Plates**

Allow for use of most standard and third party devices.



**Fire Rating**

Fire barrier expands during fire conditions to maintain the floor's fire rating up to four hours.

**Specifications**



- UL installation spacing: minimum two feet on center, not more than one per 65 square feet of floor area in each span
- Hubbell SystemOne Fire-Rated Poke-Throughs are approved for use in the City of Chicago
- Meets ADA standards for accessible design, section 4.3.8



**Unique Cover Design**

Durable cast aluminum construction available in black, gray, brass, aluminum and ivory powder coat finishes.



Complies with UL514 A & C

## Hubbell SystemOne 4-Inch Core Hole One-Piece Poke-Throughs

All Hubbell SystemOne 4-inch core, one-piece poke-throughs include the sub-plate and cover to simplify your order and reduce installation time. Units are also available with a power junction box installed. The junction box is also available for purchase separately.



4X4 Poke-Through  
S1PT4X4



Decorator Poke-Through  
S1PTAL



Modular AV Poke-Through  
S1PT3IM



Furniture Feed Poke-Through  
S1PTFFAL

### One-Piece 4X4 Poke-Through

Description	Color	Without Junction Box	With Junction Box*
Assembled unit includes: <ul style="list-style-type: none"> <li>• Hubbell SystemOne 4X4 floor fitting (S1PT4X4FIT)</li> <li>• 4X4 sub-plate (S1SP4X4)</li> <li>• Finish flange and universal carpet cover assembly (S1CFCxx)</li> <li>• 4-hour fire classification</li> </ul> Keystone openings accept Hubbell modular jacks, X-END connectors and flush multimedia Snap Fit connectors. Receptacles feature single or two circuit wiring and isolated ground capability.	Aluminum Finish Brass Finish Black/Brass Finish Black Gray	<b>S1PT4X4AL</b> <b>S1PT4X4BRS</b> <b>S1PT4X4BRS3</b> <b>S1PT4X4BL</b> <b>S1PT4X4GY</b>	<b>S1PT4X4ALJ</b> <b>S1PT4X4BRSJ</b> <b>S1PT4X4BRS3J</b> <b>S1PT4X4BLJ</b> <b>S1PT4X4GYJ</b>



### One-Piece Dual Style Line® Decorator Poke-Through

Assembled unit includes: <ul style="list-style-type: none"> <li>• Hubbell SystemOne dual channel floor fitting (S1PTFIT)</li> <li>• Dual Style Line Decorator opening sub-plate (S1SP)</li> <li>• Finish flange and universal carpet cover assembly (S1CFCxx)</li> <li>• 4-hour fire classification</li> </ul> Style Line Decorator openings accept two Style Line Decorator or one surge or GFCI receptacle and one Style Line Decorator receptacle. Outlet frames can be used to convert the application to a 6-port multi-service or a 12-port all communication solution. Fitting is 4-hr rated at 100% fill to accommodate (12) Cat 6A cables (0.330" diameter).	Aluminum Finish Brass Finish Black Gray	<b>S1PTAL</b> <b>S1PTBRS</b> <b>S1PTBL</b> <b>S1PTGY</b>	<b>S1PTALJ</b> <b>S1PTBRSJ</b> <b>S1PTBLJ</b> <b>S1PTGYJ</b>
---	--	---	---



### One-Piece Modular AV Poke-Through

Assembled unit includes: <ul style="list-style-type: none"> <li>• Hubbell SystemOne AV floor fitting (S1PTAVFIT)</li> <li>• 20A, 125V power and 3-unit Hubbell iSTATION sub-plate (S1SP3IM)</li> <li>• Finish flange and universal carpet cover assembly S1CFCxx)</li> <li>• 4-hour fire classification</li> </ul> The Hubbell iSTATION recessed opening can accommodate datAVoice/audio and video solutions including 15-pin VGA, RCA, S-Video, 3.5mm stereo, X-END, HDMI and XLR microphone jacks.	Aluminum Finish Brass Finish Black Gray	<b>S1PT3IMAL</b> <b>S1PT3IMBRS</b> <b>S1PT3IMBL</b> <b>S1PT3IMGY</b>	<b>S1PT3IMALJ</b> <b>S1PT3IMBRSJ</b> <b>S1PT3IMBLJ</b> <b>S1PT3IMGYJ</b>
--	--	---	---



### One-Piece Furniture Feed Poke-Through

Assembled unit includes: <ul style="list-style-type: none"> <li>• Hubbell SystemOne AV floor fitting (S1PTAVFIT)</li> <li>• Hubbell SystemOne Furniture Feed Cover Plate (S1SPFFxx)</li> <li>• 4-hour fire classification</li> </ul> This solution provides (1) 3/4" conduit for power and (1) 1 1/2" conduit for low-voltage; furnished with two screw-in flexible metal conduit connectors	Aluminum Finish Brass Finish Black Gray	<b>S1PTFFAL</b> <b>S1PTFFBRS</b> <b>S1PTFFBL</b> <b>S1PTFFGY</b>	<b>S1PTFFALJ</b> <b>S1PTFFBRSJ</b> <b>S1PTFFBLJ</b> <b>S1PTFFGYJ</b>
--	--	---	---



Complies with UL514 A & C

\*Junction box factory installed on through floor fitting.



4X4  
Through Floor Fitting  
S1PT4X4FIT



Dual Channel  
Through Floor Fitting  
S1PTFIT



AV  
Through Floor Fitting  
S1PTAVFIT



## Hubbell SystemOne 4-Inch Core Hole, Three-Piece Units

### 4X4 Through Floor Fitting

Description	Without Junction Box	With Junction Box*
Through floor fitting with two 3/4" E.M.T. for communications and one 3/4" E.M.T. for power. For use with Hubbell SystemOne universal covers and S1SP4X4 and S1SPTL series sub-plates only. Universal cover and sub-plate ordered separately. 4-hour fire classification.	<b>S1PT4X4FIT</b>	<b>S1PT4X4FITJ</b>

### Dual Channel Through Floor Fitting

Through floor fitting with two 1" E.M.T. conduit stems to feed power and/or communication services. For use with Hubbell SystemOne universal covers and all Hubbell sub-plates except S1SP4X4 and S1SPTL series. Universal cover and sub-plate ordered separately. 4-hour fire classification.	<b>S1PTFIT</b>	<b>S1PTFITJ</b>
--	----------------	-----------------

### AV Through Floor Fitting

Through floor fitting with one 3/4" E.M.T. conduit stem for power and one 1 1/2" E.M.T. conduit stem for communication services. Ideal for demanding, high capacity audio/video and data requirements. For use with Hubbell SystemOne universal covers and all Hubbell sub-plates except S1SP4X4 and S1SPTL series. Universal cover and sub-plate ordered separately. 4-hour fire classification.	<b>S1PTAVFIT</b>	<b>S1PTAVFITJ</b>
---	------------------	-------------------

\*Junction box factory installed on through floor fitting.



Universal Carpet Cover  
S1CFCAL



Universal Tile Cover  
S1TFCAL



Abandonment Plate  
S1AP4BL



Fire-Rated Closure Plug  
S1FRPBL



Power Junction Box  
S1FRPTJB

## Hubbell SystemOne Universal Covers

















Color	Carpet Catalog Number	Tile Catalog Number
Aluminum Finish	<b>S1CFCAL</b>	<b>S1TFCAL</b>
Brass Finish	<b>S1CFCBRS</b>	<b>S1TFCBRS</b>
Black	<b>S1CFCBL</b>	<b>S1TFCBL</b>
Gray	<b>S1CFCGY</b>	<b>S1TFCGY</b>
Ivory	<b>S1CFCI</b>	<b>S1TFCI</b>

## Poke-Through Accessories

Description	Catalog No.
Abandonment plate, black	<b>S1AP4BL</b>
Abandonment plate, gray	<b>S1AP4GY</b>
Fire-rated closure plug, black	<b>S1FRP4BL</b>
Fire-rated closure plug, gray	<b>S1FRP4GY</b>
Power junction box with trade size knockouts: (1) top 1", (1) bottom 3/4", (2) side 1/2", (1) side 3/4"	<b>S1FRPTJB</b>



Complies with UL514 A & C

Description	Catalog No.	Description	Catalog No.	Description	Catalog No.
<b>Style Line® Decorator/GFCI</b> (2) Style Line decorator openings for power and/or datacom applications	 <b>S1SP</b>	<b>Duplex/Duplex</b> (2) duplex openings for power and/or datacom applications	 <b>S1SPDU</b>	<b>Duplex/Style Line® Decorator</b> (1) duplex and (1) Style Line decorator opening for power and/or datacom applications	 <b>S1SPDUSL</b>
<b>Hubbell 4 X 4</b> (4) 20A, 125V receptacles, (4) keystone openings for Hubbell jacks or flush AV connectors; power can be wired as single or two circuit with isolated ground capability  Provided with 15' wire leads Provided with 30' wire leads	 <b>S1SP4X4</b>  <b>S1SP4X415</b> <b>S1SP4X430</b>	<b>Carpet Furniture Feed Cover/Flange*</b> (1) 3/4" and (1) 1 1/2" N.P.T. access holes for power and/or datacom applications; universal cover not required; includes carpet flange	 <b>S1SPFFAL</b> <b>S1SPFFBRS</b> <b>S1SPFFBL</b> <b>S1SPFFGY</b>	<b>Tile Furniture Feed Cover/Flange*</b> (1) 3/4" and (1) 1 1/2" N.P.T. access holes for power and/or datacom applications; universal cover not required; includes tile flange	 <b>S1SPFFTL</b> <b>S1SPFFTBR</b> <b>S1SPFFTBL</b> <b>S1SPFFTGY</b>
<b>Single Receptacle + Data</b> Opening for 20 or 30A Twist-Lock® receptacle (1.56" OD) and (2) keystone openings for Hubbell jacks or flush AV connectors	 <b>S1SPTL</b>	<b>Hubbell DataCom + Power</b> (1) 20A, 125V receptacle and 3 unit recessed Hubbell iSTATION opening for data, voice and AV applications	 <b>S1SP3IM</b>	<b>Hubbell DataCom + Duplex</b> (1) duplex opening, (2) flush keystone openings and 1.5 unit recessed Hubbell iSTATION opening for data, voice and AV applications	 <b>S1SPDU2IM</b>
<b>Hubbell DataCom + Style Line® Decorator</b> (1) Style Line decorator opening, (2) flush keystone openings and 1.5 unit recessed Hubbell iSTATION opening for data, voice and AV applications	 <b>S1SPSL2IM</b>	<b>Hubbell DataCom</b> 1 unit flush Hubbell iSTATION opening and 3 unit recessed Hubbell iSTATION opening for data, voice and AV applications	 <b>S1SP4IM</b>	<b>Active Multimedia + Power</b> Single 20A, 125V receptacle, (2) flush keystone openings, (1) rectangular Style Line® decorator opening to accommodate active multimedia modules or low voltage outlet frames	 <b>S1SPAMM20</b>
<b>Extron® or FSR + Power</b> (1) 20A, 125V receptacle, recessed opening for (3) single Extron® MAAP series adapter plates or FSR IPS plates	 <b>S1SPEXT1</b>	<b>Extron® or FSR + Power</b> (1) 20A, 125V receptacle, recessed opening for (1) single Extron MAAP and (2) single AAP series adapter plates or FSR IPS plates	 <b>S1SPEXT2</b>	<b>Extron® or FSR Single-Service</b> Recessed opening for (2) single Extron MAAP and (2) single AAP series adapter plates or FSR IPS plates	 <b>S1SPEXT3</b>
<b>Extron® AAP + Power</b> (1) 20A, 125V receptacle, (2) flush keystone and recessed openings for (2) single Extron AAP Series adapter plates	 <b>S1SPEXT4</b>				

\*Furnished with two screw-in flexible metal conduit connectors. See Section F for complete offering of Hubbell jacks and frames. See page R16 for FRPT Configuration Chart.



Conduit Plugs  
S1FP15BL, S1FP34BL

## Sub-Plate Accessories

Replacement threaded conduit plugs					Blank Style Line® Decorator Frame	
Description	Color				Color	Catalog No.
	Aluminum Finish	Brass Finish	Black	Gray	Black	<b>2100BK</b>
1 1/2" plug	<b>S1FP15AL</b>	<b>S1FP15BRS</b>	<b>S1FP15BL</b>	<b>S1FP15GY</b>		
3/4" plug	<b>S1FP34AL</b>	<b>S1FP34BRS</b>	<b>S1FP34BL</b>	<b>S1FP34GY</b>		

See V12 for color chart. Used with S1SPFFxx and S1SPFFTxx only. Sub-plate is supplied with plugs.

Extron is a registered trademark of Extron Electronics.



Complies with UL514 A & C



DELIVERY

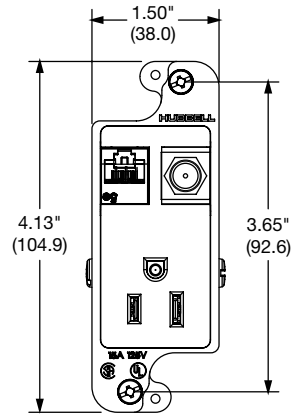
Approved for use in the City of Chicago (Except S1PFB)

Sub-Plates		Floor Boxes*				4" Core Hole Fire-Rated Poke-Throughs			
		Non-Metallic	Metal						
			<b>S1PFB</b>	<b>S1CFB</b>	<b>S1SFB</b>	<b>S1SFBAY</b>	<b>S1PTFIT</b>	<b>S1PT4X4FIT</b>	<b>S1PTAVFIT</b>
<b>S1SP</b>	Style Line® Decorator/GFCI		3	3.5	3.5	3.5	✓+ (Single-Service)	✗	✓ (Multi-Service)
<b>S1SPDU</b>	Duplex/Duplex		3	3.5	3.5	3.5	✓+ (Single-Service)	✗	✓ (Multi-Service)
<b>S1SPDUSL</b>	Duplex/Style Line® Decorator		3	3.5	3.5	3.5	✓+ (Single-Service)	✗	✓ (Multi-Service)
<b>S1SP4X4</b>	Hubbell 4X4		4	4	4	4	✗	✓+	✗
<b>S1SPTL</b>	Twist-Lock® Receptacle + Data		4	4	4	4	✗	✓+	✗
<b>S1SP3IM</b>	Hubbell DataCom + Power		5	5	5	5	✓	✗	✓+
<b>S1SP4IM</b>	Hubbell DataCom		3.5	3.5	3.5	3.5	✓	✗	✓+
<b>S1SPDU2IM</b>	Hubbell DataCom + Duplex		5	5	5	5	✓	✗	✓+
<b>S1SPSL2IM</b>	Hubbell DataCom + Style Line® Decorator		5	5	5	5	✓	✗	✓+
<b>S1SPFFxx</b> (Carpet)	Furniture Feed Cover/Flange (Replace xx with <b>BRS</b> (Brass Finish), <b>AL</b> (Aluminum Finish), <b>BL</b> (Black) or <b>GY</b> (Gray))		3	3.5	3.5	3.5	✓	✗	✓+
<b>S1SPFFTxx</b> (Tile)									
<b>S1SPEXT1</b>	Extron® or FSR® MAAP + Power		4	4	4	4	✓	✗	✓+
<b>S1SPEXT2</b>	Extron® or FSR® AAP/MAAP + Power		4	4	4	4	✓	✗	✓+
<b>S1SPEXT3</b>	Extron or FSR® Datacom		4.5	4.5	4.5	4.5	✓	✗	✓+
<b>S1SPEXT4</b>	Extron or FSR® AAP + Flush Keystone + Power		4	4	4	4	✓	✗	✓+
<b>S1SPAMM20</b>	Active Multimedia + Flush Keystone + Power		5	5	5	5	✓	✗	✓+
<b>S1FCxx</b> SystemOne Carpet Cover	Hubbell SystemOne Floor Boxes and FRPTs use SystemOne Universal Covers (Replace xx with <b>BRS</b> (Brass Finish), <b>AL</b> (Aluminum Finish), <b>BL</b> (Black), <b>GY</b> (Gray) or <b>I</b> (Ivory))		○ Signifies minimum depth of concrete pour in inches for Hubbell SystemOne Floor Boxes.				✓+ Recommended Floor Fitting	✓ Alternative Floor Fitting	✗ Not Compatible
<b>S1FCxx</b> SystemOne Tile Cover				Extron® is a registered trademark of Extron Electronics. FSR® is a registered trademark of FSR, Inc.					





Requires unique box shown below



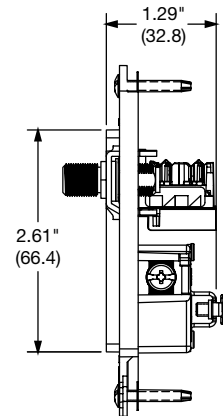
**Patented**

JLOAD provides low voltage and power in the same frame

**Specifications**



- UL Listed tamper-resistant receptacle
- Unique mounting strap for use with RJ600 box
- Minimum spacing for power and low voltage
- RoHS compliant



JLOAD Multimedia Outlet  
RJ620WTR





JLOAD with Open Ports  
RJ62WTR



JLOAD Multimedia Box  
RJ600

**JLOAD® Multimedia Outlet**

Description	Color	 15A 125V NEMA 5-15R UL/CSA	 20A 125V NEMA 5-20R UL/CSA
JLOAD multimedia outlet, specifically designed to provide power, Cat 5e and coaxial in a single gang box; requires JLOAD multimedia box RJ600; perfect for HDTV and computer use where a combination of power and data are needed; includes decorator frame, (1) Cat 5e, (1) F-connector and (1) power receptacle 125V with voltage divider	Almond Black Gray Ivory Light Almond White	<b>RJ650ALTR</b> <b>RJ650BKTR</b> <b>RJ650GYTR</b> <b>RJ650ITR</b> <b>RJ650LATR</b> <b>RJ650WTR</b>	<b>RJ620ALTR</b> <b>RJ620BKTR</b> <b>RJ620GYTR</b> <b>RJ620ITR</b> <b>RJ620LATR</b> <b>RJ620WTR</b>
JLOAD multimedia outlet, includes decorator frame with two open ports for custom configuration and one power receptacle 125V with voltage divider	Almond Black Gray Ivory Light Almond White	<b>RJ65ALTR</b> <b>RJ65BKTR</b> <b>RJ65GYTR</b> <b>RJ65ITR</b> <b>RJ65LATR</b> <b>RJ65WTR</b>	<b>RJ62ALTR</b> <b>RJ62BKTR</b> <b>RJ62GYTR</b> <b>RJ62ITR</b> <b>RJ62LATR</b> <b>RJ62WTR</b>
JLOAD multimedia box, 3" deep with seven 1/2" knockouts, non-metallic sheathed cable clamps on each side; screw in mounting to stud	Steel	<b>RJ600</b>	<b>RJ600</b>



DELIVERY



With Two Receptacles  
HBLPP10AI



With One IG and  
One Standard Receptacle  
HBLPP10IGA



With One IG Surge and  
Two IG Duplex Receptacles  
HBLPP10SAI



Adjustable T-Bar Assembly  
ATB



Replacement Trim Kit  
PPTRIM1

**Aluminum Service Poles**

Aluminum service poles; gray or ivory painted and clear anodized aluminum; Style Line® duplex receptacles and two Style Line® knockouts for communications; includes ceiling trim mounting plate and scuff boot

Description	Height Feet (m)	Gray	Ivory	Clear Anodized Aluminum
Three service; two 20A 125V Style Line® duplex receptacles; one circuit	10' 2" (3.10)	<b>HBLPP10A</b>	<b>HBLPP10AI</b>	<b>HBLPP10AAL</b>
	12' 2" (3.71)	<b>HBLPP12A</b>	<b>HBLPP12AI</b>	<b>HBLPP12AAL</b>
	15' 2" (4.62)	<b>HBLPP15A</b>	<b>HBLPP15AI</b>	<b>HBLPP15AAL</b>
Three service; one orange isolated ground 20A 125V Style Line® duplex receptacle; one 20A 125V Style Line® duplex receptacle; two circuits	10' 2" (3.10)	<b>HBLPP10IGA</b>	<b>HBLPP10IGAI</b>	-
Three service; two orange isolated ground 20A 125V Style Line® duplex receptacles; one isolated ground surge suppression 20A 125V duplex receptacle; one circuit	10' 2" (3.10)	<b>HBLPP10SA</b>	<b>HBLPP10SAI</b>	-
Three service; blank pole; divider; four Style Line® device knockouts	10' 2" (3.10)	<b>HBLPPOA</b>	<b>HBLPPOAI</b>	<b>HBLPPOAAL</b>
	12' 2" (3.71)	<b>HBLPPO12A</b>	<b>HBLPPO12AI</b>	<b>HBLPPO12AAL</b>
	15' 2" (4.62)	<b>HBLPPO15A</b>	<b>HBLPPO15AI</b>	<b>HBLPPO15AAL</b>

**Accessories**

Adjustable T-bar assembly for mounting poles in middle of ceiling tile (requires PPTRIM1 trim kit)	<b>ATB</b>
Replacement service pole trim kit, Office White	<b>PPTRIM1</b>

Note: Style Line® communication outlets, modular jacks, and data connectors are sold separately. See sections B and F.

**Specifications**

Material: extruded aluminum; .05" thick (1.27mm)  
Finish: gray, ivory or clear anodized aluminum  
Conductors: 12AWG stranded copper  
Receptacles: (see drawings below)  
Listing: UL Listed

Wiring Capacity (at 40% fill)	Voice Data Channel*			Power Channel**
	Cat 5e	Cat 6	Cat 6A	
HBLPP10A, HBLPP12A, HBLPP15A, HBLPP10IGA	26	11	9	41
HBLPP10SA, HBLPP10SAI	8	6	3	41
HBLPPOA, HBLPPO12A, HBLPPO15A (with barrier)	26	11	9	41

\*Pole wiring capacity (telephone fill): Cat 5 UTP (1.96ft<sup>2</sup>)

\*\*#12 THHN stranded

## Custom Poles

Using the chart below, you are able to create a custom service pole.

Position		<b>1</b>	<b>2</b>	<b>3</b>	<b>4</b>	<b>5</b>	<b>6</b>	<b>7</b>	<b>8</b>	<b>9</b>	<b>10</b>	<b>11</b>	<b>12</b>	<b>13</b>	<b>14</b>	
Selections	<b>S</b>	<b>P</b>	<b>1</b>	<b>0</b>	<b>0</b>	<b>2</b>	<b>1</b>	<b>1</b>	<b>B</b>	<b>B</b>	<b>B</b>	<b>X</b>	<b>X</b>	<b>X</b>	<b>C</b>	<b>I</b>

Example: **SP100211BBBXXCI**

10 feet 02 inches, (2) rectangular Style Line® knockouts for data, (3) HBL2162 duplex receptacles, (2) circuits (first two receptacles on Circuit #1, remaining receptacles on Circuit #2), Ivory

### Worksheet

Position		<b>1</b>	<b>2</b>	<b>3</b>	<b>4</b>	<b>5</b>	<b>6</b>	<b>7</b>	<b>8</b>	<b>9</b>	<b>10</b>	<b>11</b>	<b>12</b>	<b>13</b>	<b>14</b>
Selections	<b>S</b>	<b>P</b>													

Position 1 and 2: Height to the nearest foot 08–22'

Position 3 and 4: Height in inches up to 11" 00–11"

Position 5, 6, 7, 8, 9, 10, 11, 12:  
Starting at Position 5, select datacom knockouts/device frames followed by power receptacle/power knockout options. If the service pole is power only, select receptacle options starting at Position 5. Empty positions should be filled with an "X" to designate an empty field.

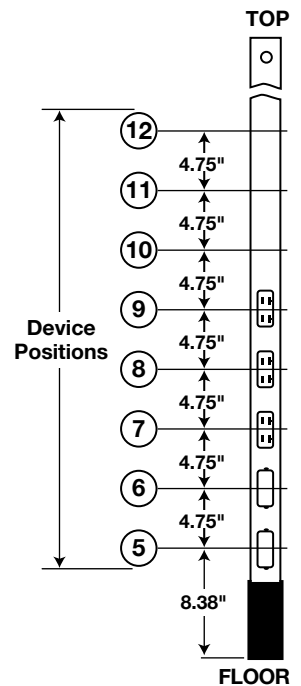
*Note: If power receptacles are chosen, then power knockouts may not be chosen in the same service pole.*

#### Data Selections

- 1 - Rectangular Style Line® knockout
- 2 - 1/2" N.P.T. knockout (0.875" diameter)
- 3 - 3/4" N.P.T. knockout (1.109" diameter)
- 4 - 2-port Style Line data frame, 1-gang, 2-port voice/data frame
- 5 - 3-port Style Line data frame, 1-gang, 3-port voice/data frame

#### Power Selections

- 6 - Rectangular Style Line knockout (for blank poles only)
- 7 - 1/2" N.P.T. knockout (0.875" diameter, for blank poles only)
- 8 - 3/4" N.P.T. knockout (1.109" diameter, for blank poles only)
- A - 5362, 20A, 125V AC, duplex
- B - HBL2162, 20A, 125V AC, Style Line duplex
- C - IG5362, 20A, 125V AC, I.G. duplex
- D - IG2162, 20A, 125V AC, I.G. Style Line duplex
- G - HBL4700, 15A, 125V AC, Twist-Lock® duplex
- H - IG4700, 15A, 125V AC, I.G. Twist-Lock duplex
- I - IG2310, 20A, 125V AC, I.G. Twist-Lock single
- J - IG5361, 20A, 125V AC, I.G. single
- K - HBL5361, 20A, 125V AC, single
- L - HBL2310, 20A, 125V AC, Twist-Lock single
- M - HBL2610, 30A, 125V AC, Twist-Lock single
- N - HBL2320, 20A, 250V AC, Twist-Lock single
- O - HBL2620, 30A, 250V AC, Twist-Lock single
- Q - IG4710, 15A, 125V AC, I.G. Twist-Lock single
- R - HBL4710, 15A, 125V AC, Twist-Lock single
- S - HBL5662, 15A, 250V AC, duplex
- T - IG5662, 15A, 250V AC, I.G. duplex
- U - HBL5661, 15A, 250V AC, single
- V - IG5661, 15A, 250V AC, I.G. single
- W - HBL5462, 20A, 250V AC, duplex



Position 13: Power Circuits

- Z - No circuits (should only be selected when the service poles has ONLY data and/or power knockouts)
- A - All devices on a single circuit
- B - 2 circuits, first receptacle on Circuit #1, remaining receptacles on Circuit #2
- C - 2 circuits, first 2 receptacles on Circuit #1, remaining receptacles on Circuit #2
- D - 2 circuits, first 3 receptacles on Circuit #1, remaining receptacles on Circuit #2
- E - 2 circuits, first 4 receptacles on Circuit #1, remaining receptacles on Circuit #2
- F - 2 circuits, first 5 receptacles on Circuit #1, remaining receptacles on Circuit #2
- G - 2 circuits, first 6 receptacles on Circuit #1, remaining receptacles on Circuit #2
- H - 2 circuits, first 7 receptacles on Circuit #1, remaining receptacles on Circuit #2

Position 14: Color

- I - Ivory
- G - Gray
- W - White
- K - Black
- A - Aluminum with clear anodized finish



## DELIVERY | Raceway

Hubbell Raceway systems have been designed to address today's data intensive applications and multimedia installations. Features include easy configurability, compliant bend radius corners and fittings, deep boxes for use with audio/video, fiber and category rated cabling and connections.





## DELIVERY | Raceway

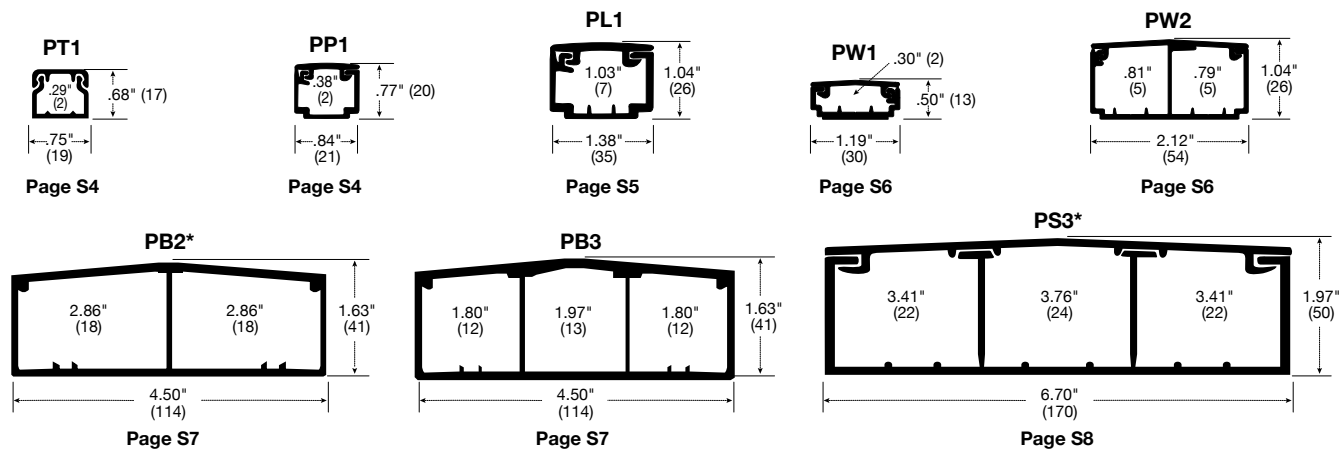
Raceway Systems Features and Benefits .....	S3
PREMISETRAK® Non-Metallic Raceway .....	S4
LANTRAK® Non-Metallic Raceway .....	S5
WALLTRAK® Non-Metallic Raceway .....	S6
BASETRAK® Non-Metallic Raceway .....	S7
SUPER BASETRAK® Non-Metallic Raceway .....	S8
Non-Metallic Raceway Face Plates and Frames .....	S9
Non-Metallic Raceway Wire Fill Capacity and Compatibility.....	S10
Non-Metallic Raceway Selection Guide .....	S11





## Non-Metallic Raceway

- Sizes range from single channel PREMISETRAK® to three channel Super BASETRAK® for all types of surface raceway requirements.
- Single and two channel latching raceways are dual-rated for both power and data applications, reducing inventory requirements.
- Boxes have three cut-aways that can be utilized with WALLTRAK®, LANTRAK® and PREMISETRAK® (latching) systems.
- Full capacity in-line boxes eliminate the need to de-rate the wire fill capacity due to the intrusion of devices into the raceway channel.
- All components are Office White.



\*Available pre-wired  
 Dimensions in inches (mm)



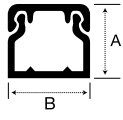
### Also Available in Aluminum and Steel

#### Aluminum Raceway

- Satin anodized finish
- External, internal, flat and tee fittings available to accommodate all types of applications
- Split covers allow access to one service at a time
- Low profile bezel cover accommodates Hubbell iSTATION modules

#### Steel Raceway

- Hubbell HANDI-SCREW® eliminates long screws for easier installation
- Accepts all Category 5e, 6 and 6A rated cabling
- Ivory and Gray color options available for architects and interior designers
- Ideal for high speed data cabling applications, such as Category 6A and fiber



A: .68" (17)  
B: .75" (19)



Internal Elbow  
PT1IE



External Elbow  
PT1EE

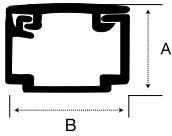


Standard 1-Gang Box  
PT12SBA

**PT1 Non-Latching Raceway**

Office White

Description			Catalog No.		
Base and cover, 5ft	Without adhesive	<b>PT1BC5</b>	Splice cover	Cover only	<b>PT1SC</b>
	With adhesive	<b>PT1ABC5</b>		End cap	Cover only
Base and cover, 7ft	Without adhesive	<b>PT1BC7</b>	Low-profile box*	1-gang	<b>PT12LPB</b>
	With adhesive	<b>PT1ABC7</b>	Standard box*	1-gang	<b>PT12SBA</b>
Internal elbow	Cover only	<b>PT1IE</b>	Deep box*	1-gang	<b>PT12DBA</b>
External elbow	Cover only	<b>PT1EE</b>		2-gang	<b>PT12TGB</b>
Flat elbow	Cover only	<b>PT1FE</b>	Round lighting fixture box*		<b>PT12LFB</b>
Tee	Cover only	<b>PT1TC</b>			
Conduit adapter/ ceiling fitting	Base and cover	<b>PT12CA</b>			



A: 0.77" (20)  
B: 0.84" (21)



Internal Elbow  
PP1IEBC



External Elbow  
PP1EEBC



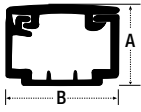
Lighting Fixture Box  
PDB12LF

**PP1 Latching Raceway**

Office White

Description			Catalog No.		
Base and cover, 5ft	Without adhesive	<b>PP1BC5</b>	Conduit adapter/ ceiling fitting	Base and cover	<b>PLP1CACF</b>
	With adhesive	<b>PP1ABC5</b>		Splice cover	Cover only
Base and cover, 7ft	Without adhesive	<b>PP1BC7</b>	End cap		<b>PP1EC</b>
	With adhesive	<b>PP1ABC7</b>	Safety strap		<b>PP1SS</b>
Internal elbow	Base and cover	<b>PP1IEBC</b>	Low-profile box*	1-gang	<b>PDB12LP</b>
	Cover only	<b>PP1IE</b>	Standard box*	1-gang	<b>PDB12S</b>
External elbow	Base and cover	<b>PP1EEBC</b>	Deep box*	1-gang	<b>PDB12D</b>
	Cover only	<b>PP1EE</b>	Deep box, undivided*	2-gang	<b>PDB12TGLV</b>
Flat elbow	Base and cover	<b>PP1FEBC</b>	Deep box, divided*	2-gang	<b>PDB12TGD</b>
	Cover only	<b>PP1FE</b>	Round lighting fixture box*		<b>PDB12LF</b>
Tee	Base and cover	<b>PP1TCBC</b>			
	Cover only	<b>PP1TC</b>			

\*See page S12 for recommended plate to box compatibility.  
Dimensions in inches (mm)



A: 1.04" (26)  
B: 1.38" (35)



Internal Elbow  
PL1IEBC



External Elbow  
PL1EEBC



Divided Deep Box  
PDB12TGD

**PL1 Latching Raceway**

Office White

Description		Catalog No.
Base and cover, 5ft	Without adhesive	<b>PL1BC5</b>
	With adhesive	<b>PL1ABC5</b>
Base and cover, 7ft	Without adhesive	<b>PL1BC7</b>
	With adhesive	<b>PL1ABC7</b>
Internal elbow	Base and cover	<b>PL1IEBC</b>
	Cover only	<b>PL1IE</b>
External elbow	Base and cover	<b>PL1EEBC</b>
	Cover only	<b>PL1EE</b>
Flat elbow	Base and cover	<b>PL1FEBC</b>
	Cover only	<b>PL1FE</b>
Tee	Base and cover	<b>PL1TCBC</b>
	Cover only	<b>PL1TC</b>

Description		Catalog No.
Conduit adapter/ ceiling fitting	Base and cover	<b>PLP1CACF</b>
Splice cover	Cover only	<b>PL1SC</b>
End cap		<b>PL1EC</b>
Safety strap		<b>PL1SS</b>
Low-profile box*	1-gang	<b>PDB12LP</b>
Standard box*	1-gang	<b>PDB12S</b>
Deep box*	1-gang	<b>PDB12D</b>
Deep box, undivided*	2-gang	<b>PDB12TGLV</b>
Deep box, divided*	2-gang	<b>PDB12TGD</b>
Round lighting fixture box*		<b>PDB12LF</b>



Hubbell non-metallic latching raceway features a PVC co-extrusion hinged cover design that holds wiring in place during installation not requiring the use of extra wiring clips. The locking cover also prevents the wires from being pinched when the raceway is closed. The neutral Office White color of the raceway will blend in virtually with any of today's decor.

**Features**

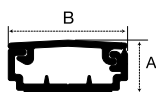
- Easy to cut and handle
- PVC non-metallic construction
- Boxes, fittings, plates, frames and jacks
- Adhesive back available
- PW1 Series
- PW2 Series

**Benefits**

- Saves installation labor costs
- Resists scratching and denting
- Create a complete Hubbell system
- Easy installation where code allows
- Low profile single channel design
- Accommodates both power and voice/data

\*See page S12 for recommended plate to box compatibility.  
Dimensions in inches (mm)





A: .50" (13)  
B: 1.19" (30)



Internal Elbow  
PW1IE



External Elbow  
PW1EE

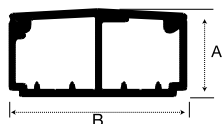


Low-Profile Box  
PW1LPB

## PW1 Low-Profile, Latching Raceway

Office White

Description		Catalog No.	Description		Catalog No.
Base and cover, 5ft	Without adhesive	<b>PW1BC5</b>	Conduit adapter/ ceiling fitting	Base and cover	<b>PW1CA</b>
	With adhesive	<b>PW1ABC5</b>			
Base and cover, 7ft	Without adhesive	<b>PW1BC7</b>	End cap		<b>PW1EC</b>
	With adhesive	<b>PW1ABC7</b>	Low-profile box*	1-gang	<b>PW1LPB</b>
Internal elbow	Cover only	<b>PW1IE</b>	Standard box*	1-gang	<b>PW1SBA</b>
External elbow	Cover only	<b>PW1EE</b>	Deep box*	1-gang	<b>PW1DBA</b>
Flat elbow	Cover only	<b>PW1FE</b>		2-gang	<b>PW1TGB</b>
Tee	Cover only	<b>PW1TC</b>	Round lighting fixture box*		<b>PW1LFB</b>
Splice cover	Cover only	<b>PW1SC</b>			



A: 1.04" (26)  
B: 2.12" (54)



Internal Elbow  
PW2IEBC



External Elbow  
PW2EEBC



Deep Box, Undivided  
PDB12TGD

## PW2 Latching Raceway

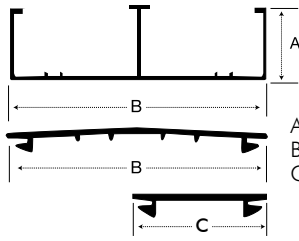
Office White

Description		Catalog No.	Description		Catalog No.
Base and cover, 5ft	Without adhesive	<b>PW2BC5</b>	Conduit adapter/ ceiling fitting	Base and cover	<b>PW2CACF</b>
	With adhesive	<b>PW2ABC5</b>			
Base and cover, 7ft	Without adhesive	<b>PW2BC7</b>	Reducer, from PW2 to PP1	Base and cover	<b>PW2RED</b>
	With adhesive	<b>PW2ABC7</b>	End cap		<b>PW2EC</b>
Internal elbow	Base and cover	<b>PW2IEBC</b>	Safety strap		<b>PW2SS</b>
	Cover only	<b>PW2IE</b>	Low-profile box*	1-gang	<b>PDB12LP*</b>
External elbow	Base and cover	<b>PW2EEBC</b>	Standard box*	1-gang	<b>PDB12S**</b>
	Cover only	<b>PW2EE</b>	Deep box*	1-gang	<b>PDB12D**</b>
Flat elbow	Base and cover	<b>PW2FEBC</b>	Deep box, undivided*	2-gang	<b>PDB12TGLV</b>
	Cover only	<b>PW2FE</b>	Deep box, divided*	2-gang	<b>PDB12TGD**</b>
Tee	Base and cover	<b>PW2TCBC</b>	Divider	1-gang	<b>PDB1DIV</b>
	Cover only	<b>PW2TC</b>		2-gang	<b>PDB2DIV</b>
Splice cover	Cover only	<b>PW2SC</b>	Round lighting fixture box*		<b>PW1LFB</b>

\*See page S12 for recommended plate to box compatibility.

\*\*Order divider separately for 1- or 2-gang box.

Dimensions in inches (mm)



A: 1.42" (36)  
B: 4.50" (114)  
C: 2.22" (56)

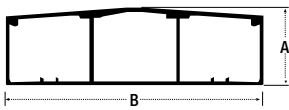


**PB2 Non-Latching Raceway**

AVAILABLE PRE-WIRED, Office White

Description		Catalog No.
5ft	Base	<b>PB2B5</b>
	Dual channel cover	<b>PB2C5</b>
	Single channel cover	<b>PB2SPL5</b>
10ft	Base	<b>PB2B10</b>
	Dual channel cover	<b>PB2C10</b>
	Single channel cover	<b>PB2SPL10</b>
Internal elbow	Base and cover	<b>PB3IEBCA</b>
External elbow	Base and cover	<b>PB3EEBCA</b>
Flat elbow	Base and cover	<b>PB3FEBCA</b>
Tee	Base and cover	<b>PB3TCBCA</b>
Reducer, from PB2 to PW2	Base and cover	<b>PB3REDA</b>

Description		Catalog No.
Conduit adapter/ ceiling fitting	Base and cover	<b>PB2CACF</b>
Transition fitting, from PB2 to PW2, PL1 or PP1	Base and cover	<b>PB3TRBC</b>
Surface panel connector	Cover only	<b>PB3SPCA</b>
Splice cover	Cover only	<b>PB3SC</b>
End cap		<b>PB3ECA</b>
Safety strap		<b>PB3SS</b>
Inline box*	2-gang	<b>PDB12LP</b>
Wire Clip		<b>PB2WC</b>



A: 1.63" (41)  
B: 4.50" (114)



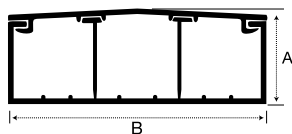
**PB3 Non-Latching Raceway**

AVAILABLE PRE-WIRED, Office White

Description		Catalog No.
5ft	Base and cover	<b>PB3BC5</b>
10ft	Base and cover	<b>PB3BC10</b>
Internal elbow	Base and cover	<b>PB3IEBCA</b>
	Cover only	<b>PB3IE</b>
External elbow	Base and cover	<b>PB3EEBCA</b>
	Cover only	<b>PB3EE</b>
Flat elbow	Base and cover	<b>PB3FEBCA</b>
	Cover only	<b>PB3FE</b>
Tee	Base and cover	<b>PB3TCBCA</b>
Reducer, from PS3 to PB3	Base and cover	<b>PB3REDA</b>
Splice cover	Cover only	<b>PB3SC</b>
End cap		<b>PB3ECA</b>
Conduit adapter/ ceiling fitting	Base and cover	<b>PB3CACF</b>

Description		Catalog No.
Transition fitting, from PB3 to PW2, PL1 or PP1	Base and cover	<b>PB3TRBC</b>
Transition fitting, from BT3 old style to PB3 new style	Cover only	<b>BTPB3TF</b>
Inline box*	1-gang	<b>PB3IND</b>
	2-gang	<b>PB3IND2G</b>
Surface panel connector		<b>PB3SPCA</b>
Full capacity box*	1-gang	<b>PB3FCIB</b>
	2-gang	<b>PB3FCIB2G</b>
	3-gang	<b>PB3FCIB3G</b>
Wire Clip		<b>PB3WC</b>
Safety strap		<b>PB3SS</b>

\*See page S12 for recommended plate to box compatibility.  
Dimensions in inches (mm)



A: 1.97" (50)  
B: 6.70" (170)



External Elbow  
PS3EEBC



Flat Elbow  
PS3FEBC



Inline Box  
PS3IND

## PS3 Non-Latching Raceway

AVAILABLE PRE-WIRED, Office White

Description		Catalog No.	Description		Catalog No.
5ft	Base and cover	<b>PS3BC5</b>	Reducer, from PS3 to PB3	Base and cover	<b>PS3RED</b>
10ft	Base and cover	<b>PS3BC10</b>	Surface panel connector		<b>PS3SPC</b>
Internal elbow	Base and cover	<b>PS3IEBC</b>	Splice cover	Cover only	<b>PS3SC</b>
	Cover only	<b>PS3IE</b>	Inline box*	3-gang	<b>PS3IND</b>
External elbow	Base and cover	<b>PS3EEBC</b>	End cap		<b>PB3ECA</b>
	Cover only	<b>PS3EE</b>	Wire Clip		<b>PS3WC</b>
Flat elbow	Base and cover	<b>PS3FEBC</b>	Safety strap		<b>PS3SS</b>
	Cover only	<b>PS3FE</b>	Full capacity box*	1-gang	<b>PS3FCIB</b>
Tee	Base and cover	<b>PS3TCBC</b>		2-gang	<b>PS3FCIB2G</b>
Conduit adapter/ ceiling fitting	Base and cover	<b>PS3CACF</b>		3-gang	<b>PS3FCIB3G</b>



## Pre-Wired Raceway

Hubbell pre-wired raceway systems provide you with the benefit of keeping your fast track projects on schedule and help complete the job on time. Save up to 45% of the installation time needed for field installing component raceway parts with pre-wired raceway solutions.

Available in:

- Non-metallic (Office White)
- Steel (Ivory and Gray)
- Aluminum

Hubbell pre-wired raceway is pre-wired with "power" wiring and devices. Once installed on the job, the pre-wired power raceway system can easily be cabled with voice, data and audio/video services by a qualified and certified cabling installer. For more information, please contact Sales at 1-800-626-0005.

\*See page S12 for recommended plate to box compatibility.  
Dimensions in inches (mm)



KP Plates



iSTATION Frames



Keystone IFP Plates



Communication Outlet Frames

## 1-Gang KP Plates

Office White

Duplex	Decorator	Single Receptacle (1.41" ID)	Single Receptacle (1.60" ID)	Toggle	Blank	Coax (2)	Jack/Coax	Jacks (2)	Jacks (3)	KP Module Bezel**
<b>KP8</b>	<b>KP26</b>	<b>KP7</b>	<b>KP720</b>	<b>KP1</b>	<b>KP14</b>	<b>KP212</b>	<b>KP2140</b>	<b>KP2162</b>	<b>KP2163</b>	<b>KPIMBZOW</b>

\*\*Accepts all Hubbell iSTATION modules located in section F.

## 2-Gang KP Plates (For use with PT12TGB and PW1TGB only)

Office White

Duplex	Decorator	Toggle	Blank
<b>KP82</b>	<b>KP262</b>	<b>KP2</b>	<b>KP24</b>

## Hubbell iSTATION Frames

Office White

1-Gang	2-Gang
<b>IMF1OW</b>	<b>IMF2OW</b>

Note: Front loading plate will accept any modules in three unit combinations. Angled fixtures to be used in bottom opening only. See section C for complete Hubbell iSTATION module offering.

## Keystone IFP Plates

Office White

1-Gang				2-Gang		
2-Port	3-Port	4-Port	6-Port	6-Port	9-Port	12-Port
<b>IFP12OW</b>	<b>IFP13OW</b>	<b>IFP14OW</b>	<b>IFP16OW</b>	<b>IFP26OW</b>	<b>IFP29OW</b>	<b>IFP212OW</b>

## Communication Outlet Frames

Office White

Decorator Keystone					Duplex Keystone		
Decorator	2-Port	3-Port	4-Port	6-Port	Duplex	2-Port	4-Port
<b>IFP126OW</b>	<b>ISF2OW</b>	<b>ISF3OW</b>	<b>ISF4OW</b>	<b>ISF6OW</b>	<b>IFP18OW</b>	<b>BR106C</b>	<b>Q106O</b>

## Non-Metallic Raceway Wire Fill Capacities

			Power (THHN/T90 Nylon)			Voice		Data (Copper Cables)					Data (Multimode Fiber Optic Cables)			
			14 AWG	12 AWG	10 AWG	4-Pair	25-Pair	Type RG59U	Cat. 5e	Cat. 6	Cat. 6A	Cat. 6 STP	(2) or (4) Fiber Round Cable	Fiber Optic Jumpers	Fiber Optic Zip Cord	
			Wire O.D. (in.):	0.111	0.13	0.164	0.19	0.41	0.242	0.21	0.25	0.35	0.29	0.19	0.118	.12 x .24
			Wire Area (sq. in.):	0.0097	0.0133	0.0211	0.0283	0.1320	0.0460	0.0346	0.0491	0.0962	0.0660	0.0283	0.0109	0.0288
Series	Channel	Channel Area (sq. in.)	Wire Fill Capacity			40%	40%	40%	40%	40%	40%	40%	40%	40%	40%	
PT1	A	0.29	5	8	5	4	1	3	3	2	1	2	4	11	4	
PP1	A	0.38	12	11	8	5	1	3	4	3	2	2	5	14	5	
PL1	A	1.03	42	34	22	15	3	9	12	8	4	6	15	38	14	
PW1	A	0.30	6	10	4	4	0	2	3	2	1	2	4	11	4	
PW2	A+B	1.60	41	36	22	23	5	14	18	13	7	10	23	59	22	
A B	A	0.81	12	22	12	11	2	7	9	7	3	5	11	30	11	
	B	0.79	12	22	10	11	2	7	9	6	3	5	11	29	11	
PB2	A+B	5.72	60	36	45	81	17	50	66	47	24	35	81	210	79	
A B	A or B	2.86	42	30	28	40	9	25	33	23	12	17	40	105	40	
PB3	A+B+C	5.57	60	36	45	79	17	48	64	45	23	34	79	204	77	
A B C	A or C	1.80	42	30	28	25	5	16	21	15	7	11	25	66	25	
	B	1.97	42	30	28	28	6	17	23	16	8	12	28	72	27	
PS3	A+B+C	10.58	72	66	78	150	32	92	122	86	44	64	150	388	147	
A B C	A or C	3.41	42	36	42	48	10	30	39	28	14	21	48	125	47	
	B	3.76	42	36	42	53	11	33	43	31	16	23	53	138	52	

Note: Pathway (raceway) fill shall be 40% maximum. Raceway fittings and outlets/receptacles reduce the cross section of the raceway system, thus reducing overall cable fill capacity.

## Recommended Plate to Box Compatibility Selection Chart (✓ Indicates "Works With")

Non-Metallic Raceway Box Series		PS3- Series				PB3- Series					PB2- Series	PDB12- Series			PT12- and PW1- Series	
Plate Style	Sample Catalog Number	-IND	-FCIB	-FCIB2G	-FCIB3G	-IND	-IND2G	-FCIB	-FCIB2G	-FCIB3G	-IND2G	-LP, -S, -D	-TGD	-TGLV	-LP(B), -S(BA), -D(BA)	-TGB
1-Gang KP Series Plate	<b>KP8</b>	✓	✓	✓	✓	✓	✓	✓	✓	✓	✓	✓	✓		✓	
1-Gang KP Series Bezel	<b>KPIMBZ</b>	✓	✓	✓	✓	✓	✓	✓	✓	✓	✓	✓	✓		✓	
1-Gang Standard Data Plate	<b>IFP120W</b>		✓	✓	✓	✓		✓	✓	✓		✓			✓	
1-Gang iSTATION Plate Frame	<b>IMF10W</b>		✓	✓	✓	✓		✓	✓	✓		✓			✓	
Style Line® Data Plate	<b>IFP1260W</b>		✓	✓	✓	✓		✓	✓	✓		✓			✓	
Duplex Data Plate	<b>IFP180W</b>		✓	✓	✓	✓		✓	✓	✓		✓			✓	
2-Gang iSTATION Plate Frame	<b>IMF20W</b>													✓		✓
2-Gang Standard Data Plate	<b>IFP290W</b>													✓		✓
2-Gang KP Series Plate	<b>KP82</b>															✓

Note: Hubbell Office White plates and devices color match all non-metallic raceway systems.

### Physical Properties

When tested in accordance with UL 5A	
Impact resistance	5ft lb
Crush resistance	300lb
Temperature range	-25.6° to 158° F
Flame rating	UL94V-0
Material	UV Stabilized PVC

### Codes/Standards

EIA/TIA	569A
UL Standard	UL 5A
Listings	E118895, E119190
CSA Standard	C22.2 no. 62
Certified	LR87514



## Raceway

Raceway style	PREMISETRAK®		LANTRAK®	WALLTRAK®		BASETRAK®		SUPER BASETRAK®
	Non-Latching	Latching	Latching	Latching	Latching	2-Piece	2-Piece	2-Piece
Profile dimensions	.75" x .68"	.84" x .77"	1.38" x 1.04"	1.19" x .5"	2.12" x 1.04"	4.5" x 1.63"	4.5" x 1.63"	6.7" x 1.97"
Number of channels	1	1	1	1	2	2	3	3
5' base and cover	<b>PT1BC5</b>	<b>PP1BC5</b>	<b>PL1BC5</b>	<b>PW1BC5</b>	<b>PW2BC5</b>			
5' base and cover, adhesive	<b>PT1ABC5</b>	<b>PP1ABC5</b>	<b>PL1ABC5</b>	<b>PW1ABC5</b>	<b>PW2ABC5</b>			
7' base and cover	<b>PT1BC7</b>	<b>PP1BC7</b>	<b>PL1BC7</b>	<b>PW1BC7</b>	<b>PW2BC7</b>			
7' base and cover, adhesive	<b>PT1ABC7</b>	<b>PP1ABC7</b>	<b>PL1ABC7</b>	<b>PW1ABC7</b>	<b>PW2ABC7</b>			
5' base only							<b>PB2B5</b>	
10' base only							<b>PB2B10</b>	
5' one-piece cover							<b>PB2C5</b>	
10' one-piece cover							<b>PB2C10</b>	
5' split cover							<b>PB2SPL5</b>	
10' split cover							<b>PB2SPL10</b>	
5' base and cover							<b>PB3BC5</b>	<b>PS3BC5</b>
10' base and cover							<b>PB3BC10</b>	<b>PS3BC10</b>

## Fittings

Fitting	PREMISETRAK®		LANTRAK®	WALLTRAK®		BASETRAK®		SUPER BASETRAK®
Flat elbow cover	<b>PT1FE</b>	<b>PP1FE</b>	<b>PL1FE</b>	<b>PW1FE</b>	<b>PW2FE</b>		<b>PB3FE</b>	<b>PS3FE</b>
Flat elbow*		<b>PP1FEBC</b>	<b>PL1FEBC</b>		<b>PW2FEBC</b>	<b>PB3FEBCA</b>	<b>PB3FEBCA</b>	<b>PS3FEBC</b>
Internal elbow cover	<b>PT1IE</b>	<b>PP1IE</b>	<b>PL1IE</b>	<b>PW1IE</b>	<b>PW2IE</b>		<b>PB3IE</b>	<b>PS3IE</b>
Internal elbow*		<b>PP1IEBC</b>	<b>PL1IEBC</b>		<b>PW2IEBC</b>	<b>PB3IEBCA</b>	<b>PB3IEBCA</b>	<b>PS3IEBC</b>
External elbow cover	<b>PT1EE</b>	<b>PP1EE</b>	<b>PL1EE</b>	<b>PW1EE</b>	<b>PW2EE</b>		<b>PB3EE</b>	<b>PS3EE</b>
External elbow*		<b>PP1EEBC</b>	<b>PL1EEBC</b>		<b>PW2EEBC</b>	<b>PB3EEBCA</b>	<b>PB3EEBCA</b>	<b>PS3EEBC</b>
Tee cover	<b>PT1TC</b>	<b>PP1TC</b>	<b>PL1TC</b>	<b>PW1TC</b>	<b>PW2TC</b>			
Tee cover*	<b>PT1SC</b>	<b>PP1TCBC</b>	<b>PL1TCBC</b>		<b>PW2TCBC</b>	<b>PB3TCBCA</b>	<b>PB3TCBCA</b>	<b>PS3TCBC</b>
Splice cover		<b>PP1SC</b>	<b>PL1SC</b>	<b>PW1SC</b>	<b>PW2SC</b>	<b>PB3SC</b>	<b>PB3SC</b>	<b>PS3SC</b>
Security strap, 2-hole		<b>PP1SS</b>	<b>PL1SS</b>		<b>PW2SS</b>	<b>PB3SS</b>	<b>PB3SS</b>	<b>PS3SS</b>
End cap	<b>PT1EC</b>	<b>PP1EC</b>	<b>PL1EC</b>	<b>PW1EC</b>	<b>PW2EC</b>	<b>PB3ECA</b>	<b>PB3ECA</b>	<b>PS3EC</b>
Conduit adapter/ ceiling fitting	<b>PT12CA</b>	<b>PLP1CACF</b>	<b>PLP1CACF</b>	<b>PW1CA</b>	<b>PW2CACF</b>	<b>PB2CACF</b>	<b>PB3CACF</b>	<b>PS3CACF</b>
Wire clips						<b>PB2WC</b>	<b>PB3WC</b>	<b>PS3WC</b>
Surface panel connector						<b>PB3SPCA</b>	<b>PB3SPCA</b>	<b>PS3SPC</b>
Transition fitting, PB3 to PW2, PL1 or PP1						<b>PB3TRBC</b>	<b>PB3TRBC</b>	
Reducers					<b>PW2RED</b>	<b>PB3REDA</b>	<b>PB3REDA</b>	<b>PS3RED</b>
Transition fitting, BT3 to PB3							<b>BTPB3TF</b>	

\*Indicates 1/4" bend radius base and cover fitting.

### Physical Properties

When tested in accordance with UL 5A	
Impact resistance	5ft lb
Crush resistance	300lb
Temperature range	-25.6° to 158° F
Flame rating	UL94V-0
Material	UV Stabilized PVC

### Codes/Standards

EIA/TIA	569A
UL Standard	UL 5A
Listings	E118895, E119190
CSA Standard	C22.2 no. 62
Certified	LR87514



## Fittings

	PREMISETRAK®		LANTRAK®	WALLTRAK®		BASETRAK®		SUPER BASETRAK®
Low-profile 1-gang	<b>PT12LPB</b>	<b>PDB12LP</b>	<b>PDB12LP</b>	<b>PW1LPB</b>	<b>PDB12LP</b>			
Standard profile 1-gang	<b>PT12SBA</b>	<b>PDB12S</b>	<b>PDB12S</b>	<b>PW1SBA</b>	<b>PDB12S</b>			
Deep profile 1-gang	<b>PT12DBA</b>	<b>PDB12D</b>	<b>PDB12D</b>	<b>PW1DBA</b>	<b>PDB12D</b>			
Divided 2-gang (multi-service capable)		<b>PDB12TGD</b>	<b>PDB12TGD</b>		<b>PDB12TGD</b>			
Communications only 2-gang		<b>PDB12TGLV</b>	<b>PDB12TGLV</b>	<b>PDB12TGLV</b>				
2-gang	<b>PT12TGB</b>			<b>PW1TGB</b>				
Round lighting fixture box	<b>PT12LFB</b>	<b>PDB12LF</b>	<b>PDB12LF</b>	<b>PW1LFB</b>	<b>PDB12LF</b>			
Multi-service pass-thru divider tunnel 1-gang					<b>PDB1DIV</b>			
Multi-service pass-thru divider tunnel 2-gang					<b>PDB2DIV</b>			
ISB surface housings		<b>ISB 1, 2, 4, 6, 12</b>	<b>ISB 4, 6, 12</b>		<b>ISB 4, 6, 12</b>			
AMO multimedia housing			<b>AMO</b>		<b>AMO</b>			
Inline 1-gang							<b>PB3IND</b>	
Inline 2-gang (multi-service capable)						<b>PB2IND2G</b>	<b>PB3IND2G</b>	
Inline 3-gang (multi-service capable)								<b>PS3IND</b>
Full capacity raise inline 1-gang							<b>PB3FCIB</b>	<b>PS3FCIB</b>
Full capacity raise inline 2-gang							<b>PB3FCIB2G</b>	<b>PS3FCIB2G</b>
Full capacity raise inline 3-gang (multi-service capable)							<b>PB3FCIB3G</b>	<b>PS3FCIB3G</b>
Hubbell iSTATION module bezel	<b>KPIMBZOW</b>	<b>KPIMBZOW</b>	<b>KPIMBZOW</b>	<b>KPIMBZOW</b>	<b>KPIMBZOW</b>	<b>KPIMBZOW</b>	<b>KPIMBZOW</b>	<b>KPIMBZOW</b>

## Recommended Plate to Box Compatibility Selection Chart (✓ Indicates "Works With")


Non-Metallic Raceway Box Series		PS3-Series				PB3-Series					PB2-Series	PDB12-Series			PT12- and PW1-Series	
Plate Style	Sample Catalog Number	-IND	-FCIB	-FCIB2G	-FCIB3G	-IND	-IND2G	-FCIB	-FCIB2G	-FCIB3G	-IND2G	-LP, -S, -D	-TGD	-TGLV	-LP(B), -S(BA), -D(BA)	-TGB
1-Gang KP Series Plate	<b>KP8</b>	✓	✓	✓	✓	✓	✓	✓	✓	✓	✓	✓	✓		✓	
1-Gang KP Series Bezel	<b>KPIMBZ</b>	✓	✓	✓	✓	✓	✓	✓	✓	✓	✓	✓	✓		✓	
1-Gang Standard Data Plate	<b>IFP12OW</b>		✓	✓	✓	✓		✓	✓	✓		✓			✓	
1-Gang iSTATION Plate Frame	<b>IMF1OW</b>		✓	✓	✓	✓		✓	✓	✓		✓			✓	
Style Line® Data Plate	<b>IFP126OW</b>		✓	✓	✓	✓		✓	✓	✓		✓			✓	
Duplex Data Plate	<b>IFP18OW</b>		✓	✓	✓	✓		✓	✓	✓		✓			✓	
2-Gang iSTATION Plate Frame	<b>IMF2OW</b>													✓		✓
2-Gang Standard Data Plate	<b>IFP29OW</b>													✓		✓
2-Gang KP Series Plate	<b>KP82</b>															✓

Note: Hubbell Office White plates and devices color match all non-metallic raceway systems.



# HI-Impact | Harsh Environment Systems

Hubbell's HI-Impact systems are more than just connections. They are complete end-to-end communications solutions designed to solve problems in the most punishing environments.







# HI-Impact | Systems

Copper Connectors.....	T3
Patch Cords.....	T4
Plates, Boxes and Covers.....	T5
Surface Mount and DIN Rail Boxes.....	T6
Weatherproof Covers.....	T7
Equipment Cabinets.....	T8





### Performance

All connectors are verified to the latest standard for Category rated performance (6 and 5e)



### Durability

Rugged construction for the most punishing environments



### Interface

User-friendly quick connect positive indication when fully engaged

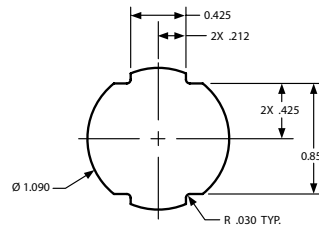
### Specifications



- Vibration: frequency range: 10-500Hz
- Acceleration: 5g (operational)
- Mating cycles: 750 minimum
- HI-Impact housing: Thermoplastic, UL 94V-0

### Standards

- TIA-568-C.2 Category 6 and 5e component
- IEEE 802.3AT PoE+ (DTE Power)
- Ingress protection: IP67 (dust/water)



### Installation

Standard 3/4" conduit knockout simplifies installation



Cat 6 Connector  
HI6



Cat 5e Connector  
HI5E



In-line Coupler, Cat 5e  
HI5EC



Protective Cap  
HIC

## HI-Impact Copper Panel Mount Connectors

Includes (1) housing, (1) jack, (1) flat bulkhead gasket, and (1) retaining nut

Description	Catalog No.
HI-Impact Category 6 connector (UTP)	<b>HI6</b>
HI-Impact Category 5e connector	<b>HI5E</b>
HI-Impact In-line coupler, Category 6	<b>HI6C</b>
HI-Impact In-line coupler, Category 5e	<b>HI5EC</b>
Protective cap	<b>HIC</b>



**Adaptability**

The coupler housing is a perfect solution for temporary and flexible work areas where single port drops are needed.



**Durability**

HI-Impact shell provides the ultimate protection harsh environments demand.



**Performance**

100% performance tested to the current standard for Category rated performance



**Flexibility**

Available in a variety of lengths and styles to accommodate the range of applications and combinations requested

**Specifications**



- HI-Impact housing temperature range: -25°C to 70°C
- HI-Impact housing: Thermoplastic, UL 94V-0

**Standards**

- TIA-568-C.2 Category 6 and 5e component
- IEEE 802.3AT PoE+ (DTE Power)
- Ingress protection: IP67 (dust/water)

**HI-Impact Patch Cord Assembly Chart**

**AE**



**EE**



**AA**



Plug Connector, Bulk Patch Cable  
HI6P, HIPC6100



Coupler Housing  
HICH

**HI-Impact Patch Cords**

Description	2 feet	3 feet	5 feet	7 feet	10 feet	15 feet	20 feet
HI-Impact Cat 6 RJ45 to standard RJ45	<b>HI602AE</b>	<b>HI603AE</b>	<b>HI605AE</b>	<b>HI607AE</b>	<b>HI610AE</b>	<b>HI615AE</b>	<b>HI620AE</b>
HI-Impact Cat 6 RJ45 on both ends	<b>HI602EE</b>	<b>HI603EE</b>	<b>HI605EE</b>	<b>HI607EE</b>	<b>HI610EE</b>	<b>HI615EE</b>	<b>HI620EE</b>
Standard Cat 6 RJ45 on both ends	<b>HI602AA</b>	<b>HI603AA</b>	<b>HI605AA</b>	<b>HI607AA</b>	<b>HI610AA</b>	<b>HI615AA</b>	<b>HI620AA</b>
	25 feet	30 feet	35 feet	40 feet	45 feet	50 feet	
HI-Impact Cat 6 RJ45 to standard RJ45	<b>HI625AE</b>	<b>HI630AE</b>	<b>HI635AE</b>	<b>HI640AE</b>	<b>HI645AE</b>	<b>HI650AE</b>	
HI-Impact Cat 6 RJ45 on both ends	<b>HI625EE</b>	<b>HI630EE</b>	<b>HI635EE</b>	<b>HI640EE</b>	<b>HI645EE</b>	<b>HI650EE</b>	
Standard Cat 6 RJ45 on both ends	<b>HI625AA</b>	<b>HI630AA</b>	<b>HI635AA</b>	<b>HI640AA</b>	<b>HI645AA</b>	<b>HI650AA</b>	

Description	Catalog No.
HI-Impact Cat 6 plug connector, UTP	<b>HI6P</b>
HI-Impact Cat 6 plug, RJ45 UTP stranded, 25-pk	<b>HIP625</b>
HI-Impact RJ45 plug boot, Black, 25-pk	<b>HICB25BK</b>
HI-Impact Cat 6 bulk patch cable, 100ft	<b>HIPC6100</b>
HI-Impact coupler housing, connectors not included	<b>HICH</b>



**Stainless Steel Plate Specifications**

- Thickness: .04" (.9) nominal
- Material: smooth metal 302/304; super stainless steel 17-19% chrome, 8% nickel
- Gasket material: UL closed-cell foam

**Thermoplastic Plate Specifications**

- Flammability: UL 94-V0, 94-5VA classification
- Material: Thermoplastic
- Gasket material: UL closed-cell foam



Device Box  
HIFD2L



Non-Metallic Conduit  
G1050



Non-Metallic Fittings  
P050NGYA, PS0509NGYA

**Stainless Steel Plates**

Port Size	Gangs	Catalog No.
1	1	<b>HISF11</b>
2	1	<b>HISF12</b>
	2	<b>HISF22</b>
4	2	<b>HISF24</b>

**Thermoplastic 4-Point FS/FD Plates**

Port Size	Gangs	Color	IP Rating	Catalog No.
1	1	Gray	55	<b>HI14GY</b>
		Yellow	55	<b>HI114PY</b>
2	1	Gray	55	<b>HI24GY</b>
		Yellow	55	<b>HI124PY</b>

**Weatherproof Device Box**

Knockout	Protection Level	Color	Catalog No.
1/2"	NEMA Type 3R	Gray	<b>HIWP05GY</b>
3/4"	NEMA Type 3R	Gray	<b>HIWP75GY</b>

**HI-Impact POLYTUFF® Non-Metallic Conduit**

Size	Length	Color	Catalog No.
1/2"	100'	Gray	<b>G1050</b>
3/4"	100'	Gray	<b>G1075</b>

**Cast Aluminum Device Box with Lugs**

Hub	Color	Catalog No.
1/2"	Gray	<b>HIFD1L</b>
3/4"	Gray	<b>HIFD2L</b>

**LIQUIDTIGHT® Non-Metallic Fittings**

Description	Size	Color	Catalog No.
Straight male	1/2"	Gray	<b>P050NGYA</b>
	3/4"	Gray	<b>P075NGYA</b>
SWIVELLOK® male	1/2"	Gray	<b>PS0509NGY</b>
	3/4"	Gray	<b>PS0759NGY</b>



### HI-Impact Surface Mount Box

- Provides an easy way to mount and protect connectivity in punishing environments, supporting all HI-Impact media types
- For applications requiring stainless steel, NEMA Type 4/12 or NEMA Type 4X in different port configurations, a HI-Impact surface mount box suits environmental needs



2-Port Thermoplastic  
HI24XGY



2-Port Powder Coat Steel  
HI2CB2G



1-Port Stainless Steel  
HI1CBSS

### HI-Impact Surface Mount Boxes

#### Thermoplastic, Gray

NEMA Type Rating	Ports	Catalog No.
4X	1	<b>HI14XGY</b>
	2	<b>HI24XGY</b>
	4	<b>HI44XGY</b>
	6	<b>HI64XGY</b>

#### Steel, powder coated, Gray

4/12/13	1	<b>HI1CB2G</b>
	2	<b>HI2CB2G</b>

#### Stainless steel, brushed

4X	1	<b>HI1CBSS</b>
	2	<b>HI2CBSS</b>



### DIN Rail Utility Box

- Offers a labor-saving method for providing utility power and/or communications to any control cabinet
- Installation is as easy as snapping the box vertically onto a 35mm DIN Rail and connecting the line, neutral and ground wires to the terminal block for power, or punching down Hubbell jacks for communications

### DIN Rail Utility Box

Description	Catalog No.
Communications DIN rail utility box kit (unloaded)	<b>HI DRUBCKIT</b>

See page B9 for decorator and duplex frames.



### Specifications

- High-impact polycarbonate construction provides maximum durability
- Patented keyhole mounting system allows installation in under a minute
- Includes attached gasket and mounting hardware
- Pre-configured for GFCI with patented knockout technology for alternate devices
- Lockable tab, 0.40" hasp

### Standards

- UL Listed
- NEMA Type 3R Rated
- 2014 NEC® Compliant (Article 406.9)



Standard 1-Gang  
RW57300



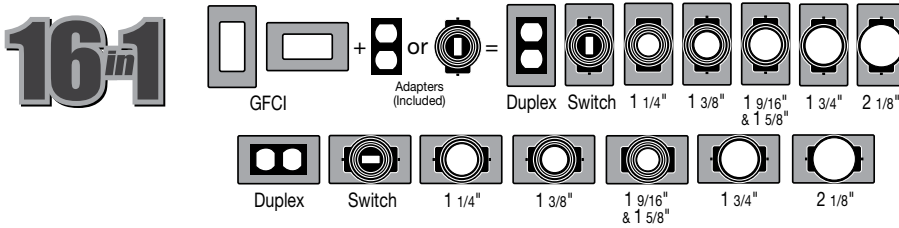
Jumbo 1-Gang  
RW57350



2-Gang  
RW57750

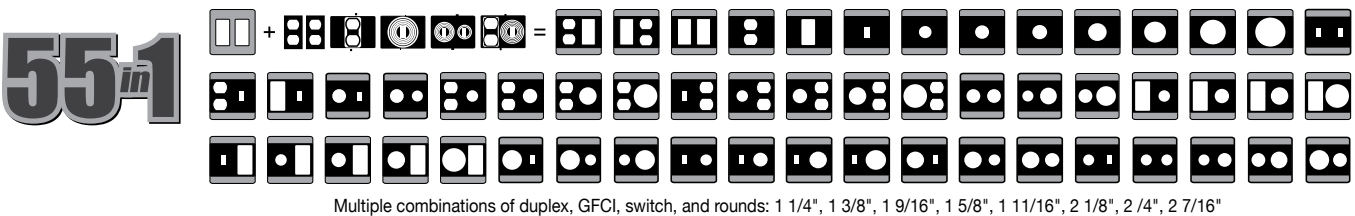
## 1-Gang Weatherproof Covers for Vertical/Horizontal Mounting

Description	Dimensions Inches (mm)	Catalog No.
Standard, non-metallic, gray with clear tinted cover, While-In-Use, 16-in-1 configurations below	5.54" x 3.79" x 3.07" (140.7 x 96.3 x 78.0)	<b>RW58300</b>
Jumbo, non-metallic, gray with clear cover, While-In-Use, 16-in-1 configurations below	5.54" x 3.79" x 5.08" (140.7 x 96.3 x 129.0)	<b>RW58350</b>



## 2-Gang Weatherproof Covers for Vertical/Horizontal Mounting

Description	Dimensions Inches (mm)	Catalog No.
Non-metallic, gray with clear cover, While-In-Use, 55-in-1 standard	5.54" x 5.43" x 3.07" (140.7 x 137.9 x 78.0)	<b>RW58750</b>



All covers required by the NEC® for while-in-use outdoor power distribution; thermoplastic covers provide protection for use in wet locations with the cover closed; holes for padlocks are .40 inches.

NEC® is a registered trademark of the National Electrical Code. NEMA® is a registered trademark of the National Electrical Manufacturers Association.



RE-BOX® Industrial Cabinet  
IR4UG



Consolidation Point Cabinet  
HICP412G



Lock Kit  
CKL751

### Specifications

- NEMA Type 4X Environmental Protection
- Enclosure is fabricated from 14 gauge 304 stainless steel, door is 14 gauge 316 stainless steel
- Plasma-welded, continuous seams
- ¼-turn, oil-tight latches on door
- Poured-in polyurethane gasket on door

### HI-Impact RE-BOX® Industrial Cabinet

Cold rolled steel, powder coated, gray

NEMA Type Rating	Width Inches (mm)	Depth Inches (mm)	Height Inches (mm)	Catalog No.
3R	21" (533)	12" (309)	24" (610)	<b>IR2U3RG</b>
			36" (914)	<b>IR3U3RG</b>
4/12/13	21" (533)	12" (309)	24" (610)	<b>IR2UG</b>
			36" (914)	<b>IR3UG</b>
			48" (1219)	<b>IR4UG</b>
			36" (914)	<b>IR3PG*</b>
			48" (1219)	<b>IR4PG*</b>

Stainless steel, brushed

4X	21" (533)	12" (309)	24" (610)	<b>IR2USS</b>
			36" (914)	<b>IR3USS</b>

\*Pre-configured version includes (1) enclosure, (1) bottom-hinged patch panel bracket (4U, REK19), (1) equipment mounting bracket (5U, REKZ), and (1) HI-Impact RE-BOX back panel.

See pages N6 and N7 for RE-BOX accessories.

Hubbell's HI-Impact NEMA Type 4X and 4/12 consolidation point cabinets are designed for harsh environments where oil, dirt, dust and moisture are present. The HI-Impact consolidation point cabinet is a perfect solution to house and secure small switches, wireless access points and cross connect products in harsh environments such as factory floors, convention centers, correctional facilities, and commercial kitchens.

### HI-Impact Consolidation Point Cabinet

Cold rolled steel, powder coated, gray

NEMA Type Rating	Width Inches (mm)	Depth Inches (mm)	Height Inches (mm)	Catalog No.
4/12/13	12" (309)	7" (178)	12" (309)	<b>HICP412G</b>

Stainless steel, brushed

4X	21" (533)	12" (309)	36" (914)	<b>HICPSS</b>
----	-----------	-----------	-----------	---------------

### Lock Kit

Use to change lock style to meet specific applications; includes (2) assembly locks and keys

Description	Catalog No.
CH751 keyed lock kit	<b>CKL751</b>



## netSELECT® | Residential Solutions

Hubbell's netSELECT® products are the perfect solution for quick and easy dependable installs. Each netSELECT product has been designed to accommodate today's changing voice, data and video applications.







# netSELECT® | Residential Solutions

In-Wall AV Delivery .....	U3
In-Ceiling AV Delivery .....	U4
Network Enclosures .....	U5
Network Modules.....	U7
AV Modules.....	U8
Accessories.....	U9
Connectivity.....	U10
NSC Patch Cords.....	U11
Frames and Plates.....	U12
Molded-In Voice/Data/Video Frames .....	U13
Molded-In Plates.....	U14
Telephone Jacks .....	U16





**Specifications**

- 18 gauge cold rolled steel base
- White powder coat finish
- High impact thermoplastic ABS trim ring

**Standards**

- cULus 1863 listed
- UL V0 flame rating on ABS trim ring



FPTV Enclosure Cover  
NSAV6C



Power Kit  
NSOKPS



Feed-Through Plate  
NSAV11

**FPTV Connection Enclosure**

Description	Height Inches (mm)	Width Inches (mm)	Depth Inches (mm)	Color	Catalog No.
2-gang in-wall enclosure	8.16" (207)	7.92" (201)	3.37" (86)	White	<b>NSAV62M</b>
4-gang in-wall enclosure	14.80" (376)	7.92" (201)	3.37" (86)	White	<b>NSAV124M</b>
Steel cover for NSAV6 series	7.2" (183)	7.2" (183)	0.05" (1)	White	<b>NSAV6C</b>
Steel cover for NSAV12 series	13.80" (351)	7.2" (183)	0.05" (1)	White	<b>NSAV12C</b>
Block wall adapter					<b>NSAV6BW</b>
New work stud brackets					<b>NSAV6NW</b>

**Power Kits**

Description	Color	Catalog No.
Standard power kit; includes wallplate, box and 15A tamper-resistant outlet	White	<b>NSOKPTR</b>
Surge protected power kit; includes wallplate, box and surge protected outlet	Blue	<b>NSOKPS</b>

**Feed-Through Plates**

Description	Color	Catalog No.
1-gang	Ivory	<b>NSAV1I</b>
	White	<b>NSAV1W</b>
2-gang	Ivory	<b>NSAV2I</b>



### Specifications

- 18 gauge cold rolled steel base
- White powder coat finish
- High impact thermal plastic ABS latch
- 18 gauge welded steel mounting brackets



AV Ceiling Enclosure  
AVCE1P



HDMI 2-Port Frame  
NS802W



HDMI Patch Cord  
HDPC06BK

## AV Ceiling Enclosures

Description	Rating	Enclosure Dimensions	Color	Catalog No.
AV ceiling enclosure	Non-plenum	24"(610) x 12" (305) x 8" (203)	White	<b>AVCE1</b>
AV ceiling enclosure	Plenum	24"(610) x 12" (305) x 8" (203)	White	<b>AVCE1P</b>

Note: Enclosure Includes: (2) 20 amp duplex receptacles and 2-gang back box.

## HDMI Frames

HDMI, decorator frame, female to female

Color	1-Gang, 1-Port	1-Gang, 2-Port
Almond	<b>NS801AL</b>	<b>NS802AL</b>
Black	<b>NS801BK</b>	<b>NS802BK</b>
Gray	<b>NS801GY</b>	<b>NS802GY</b>
Ivory	<b>NS801I</b>	<b>NS802I</b>
Light Almond	<b>NS801LA</b>	<b>NS802LA</b>
White	<b>NS801W</b>	<b>NS802W</b>

## HDMI Horizontal Cords

Connector to Connector, 24AWG

Length (ft)	Catalog No.
10	<b>HDH10BK</b>
15	<b>HDH15BK</b>
20	<b>HDH20BK</b>
25	<b>HDH25BK</b>
30	<b>HDH30BK</b>

Black and non-plenum only

## HDMI Device Patch Cords

24AWG

Length (ft)	Catalog No.
3	<b>HDPC03BK</b>
6	<b>HDPC06BK</b>

Black and non-plenum only

## HDMI Link Cords

Connector to Device, 24AWG

Length (ft)	Catalog No.
10	<b>HDL10BK</b>
15	<b>HDL15BK</b>
20	<b>HDL20BK</b>
25	<b>HDL25BK</b>
30	<b>HDL30BK</b>

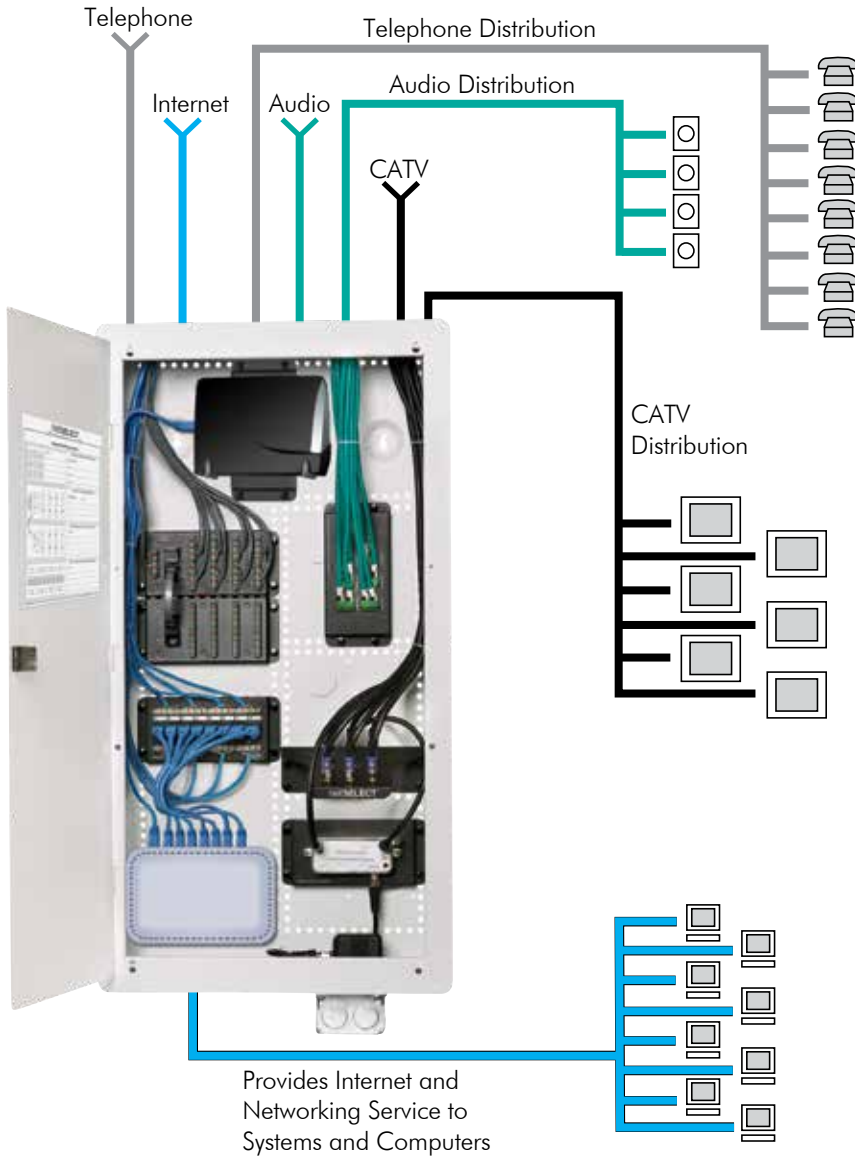
Black and non-plenum only

## HDMI Coupler Cords

Coupler to Device, 24AWG

Length (ft)	Catalog No.
10	<b>HDC10BK</b>
15	<b>HDC15BK</b>
20	<b>HDC20BK</b>
25	<b>HDC25BK</b>
30	<b>HDC30BK</b>

Black and non-plenum only



**Flexibility**

Hinged cover can be mounted to swing from either side.



**Options**

Horizontal and vertical module mounting holes for maximum flexibility.



**Installation**

Additional nylon push pins provided to assist module mounting.

**Specifications**



- Material: 20-18 gauge steel
- Finish: white, powder coat
- UL and cULus Listed 1863



Pre-Configured Network Kit  
NSOBNK14



10-Inch  
NSOBX10



14-Inch  
NSOBOX14

## Pre-Configured Network System

Description	Catalog No.
Basic home network kit includes:	<b>NSOBNK14</b>
- One box with hinged cover NSOBOX14	
- One primary 8-port telephone module NSOPTM8	
- One four way coaxial splitter module NSOVM4	

## 10-Inch Network Enclosure for MDU and Modular Applications

Description	Height Inches (mm)	Width Inches (mm)	Depth Inches (mm)	Module Unit Capacity	Catalog No.
With hinged cover	11.55" (293)	15.65" (398)	4.08" (104)	3	<b>NSOBX10</b>
With panel cover	11.07" (281)	–	4.08" (104)	3	<b>NSOBX10BC</b>
10"H box only	10.07" (256)	14.38" (365)	3.96" (101)	3	<b>NSOBX10B</b>
Hinged door	11.55" (293)	15.65" (398)	0.58" (15)	–	<b>NSOBX10D</b>
Panel cover	11.07" (281)	15.50" (594)	0.20" (5)	–	<b>NSOBX10C</b>

## 14-Inch Network Enclosure

Description	Height Inches (mm)	Width Inches (mm)	Depth Inches (mm)	Module Unit Capacity	Catalog No.
With hinged cover	15.55" (395)	15.65" (398)	4.08" (104)	5	<b>NSOBOX14</b>
With panel cover	15.10" (384)	15.54" (395)	4.08" (104)	5	<b>NSOBOX14BC</b>
14"H box only	14.00" (356)	14.38" (365)	3.96" (101)	5	<b>NSOBOX14B</b>
Hinged door	15.55" (395)	15.65" (398)	0.33" (8)	–	<b>NSOBOX14D</b>
Vented door (louver)	15.55" (395)	15.65" (398)	0.52" (15)	–	<b>NSOBOX14DL</b>
Panel cover	15.11" (384)	15.54" (395)	0.20" (5)	–	<b>NSOBOX14C</b>
2"D extension bracket with ventilation and WiFi KO	15.30" (389)	15.57" (395)	2.00" (51)	–	<b>NSOBOX14X2</b>

## 28-Inch Network Enclosure

Description	Height Inches (mm)	Width Inches (mm)	Depth Inches (mm)	Module Unit Capacity	Catalog No.
With hinged cover	29.55" (751)	–	–	11	<b>NSOBOX28</b>
With panel cover	29.13" (740)	15.54" (395)	4.08" (104)	11	<b>NSOBOX28BC</b>
28"H box only	28.00" (711)	14.38" (365)	3.96" (101)	11	<b>NSOBOX28B</b>
Hinged door	29.55" (751)	15.65" (398)	0.33" (8)	–	<b>NSOBOX28D</b>
Vented door (louver)	29.55" (751)	15.65" (398)	0.52" (15)	–	<b>NSOBOX28DL</b>
Panel cover	29.29" (744)	15.54" (395)	0.20" (5)	–	<b>NSOBOX28C</b>
2"D extension bracket with ventilation and WiFi KOs	29.3" (744)	15.57" (395)	2.00" (51)	–	<b>NSOBOX28X2</b>

## 48-Inch Network Enclosure

Description	Height Inches (mm)	Width Inches (mm)	Depth Inches (mm)	Module Unit Capacity	Catalog No.
With hinged cover	48.94" (1243)	14.94" (379)	4.07" (103)	21	<b>NSOBOX48*</b>

\*Door covers rough-in, no trim ring provided.



**Specifications**

- Meets FCC Part 68 standard
- Finish: black, powder coat
- Material: 18 gauge steel or high impact plastic
- UL and cULus Listed 1863
- All data and phone modules 568A wired



Combination Module  
NSOTVDM6



Primary Telephone Module  
NSOPTM8



Cat 6 Data Module  
NSODM8C6



Multi-Provider Patchable Telcom Module  
NSOMTM12

**Combination Modules**

Description	Units	Catalog No.
6-port telephone panel and 6-port coaxial splitter with optional 6-port Category 5e panel provides voice, video, and data distribution in a space efficient package; perfect for use with NSOBOX10 and NS790xx plates to quickly establish a comprehensive home network		
6-port telephone and video	3	<b>NSOTVM6</b>
6-port telephone, video and Category 5e	3	<b>NSOTVDM6</b>
6-port Category 5e data upgrade kit	3	<b>NSODK6</b>

**Primary Telephone Module**

Description	Units	Catalog No.
8-port phone outlets with up to (4) incoming lines for voice, fax or modem applications in a protected PCB module; pre-mounted push pins snap the module quickly into place; RJ31X interface jack included for security system connection; RJ45 jack interfaces with optional NSOETM8 telephone expansion module for additional extensions	1	<b>NSOPTM8</b>

**Expansion Telephone Module**

Description	Units	Catalog No.
8-port adds an additional (8) phone outlets with up to (4) incoming lines when used with the primary telephone module; pre-mounted push pins snap the module quickly into place; includes RJ45 jumper cord to connect with NSOPTM8 primary telephone module	1	<b>NSOETM8</b>

**Data Modules**

Description	Units	Catalog No.
Category 5e data module, 8-port supports Gigabit Ethernet for up to (8) Category 5e data lines with front 110 punch-down terminations in a protected PCB module; pre-mounted push pins snap the module quickly into place	1	<b>NSODM8</b>
Category 6 data module, 8-port supports enhanced transmission speeds beyond Gigabit Ethernet; future-proof for tomorrow's applications	1	<b>NSODM8C6</b>

**Patchable Telecom Module**

Description	Units	Catalog No.
Terminates lines via modular plug to accommodate flexibility, by changing plug locations; reconfigure where phone lines go at the panel level; allows data lines to be converted to voice, with the move of a patch cord; includes nine RJ45 jumper cords	2	<b>NSOMTM24</b>

**Multi-Provider Patchable Telcom Module**

Description	Units	Catalog No.
12-port telephone module distributes 4 incoming lines out to 12 locations through RJ-45 jacks; allows data lines to be converted to voice with the move of a patch cord; RJ31X interface jack is included for security system connection	1	<b>NSOMTM12</b>



**Specifications**

- Finish: black, powder coat
- UL and cULus Listed 1863



4-Way Coaxial Splitter  
NSOVM4



8-Way Coaxial Splitter  
NSOVM8



Fixed Audio Amplifier  
NSOVAMP



Eight Room Audio  
NSOAM8

**4-Way Coaxial Splitter Modules**

One incoming line, four outgoing

Description	Units	Catalog No.
1GHz, basic unit	1	<b>NSOVM4</b>
2.3GHz, enhanced capability	1	<b>NSOVM42G</b>

**6-Way Coaxial Splitter Modules**

One incoming line, six outgoing

Description	Units	Catalog No.
1GHz, basic unit	1	<b>NSOVM6</b>
2.3GHz, enhanced capability	1	<b>NSOVM62G</b>

**8-Way Coaxial Splitter Modules**

One incoming line, eight outgoing

Description	Units	Catalog No.
1GHz, basic unit	1	<b>NSOVM8</b>
2.3GHz, enhanced capability	1	<b>NSOVM82G</b>

**Fixed Video Amplifier Module**

120 Volt rated

Description	Units	Catalog No.
Provides 10dB video signal amplification for incoming cable feeds recommended for use when more than four outputs are installed or when signal level is low; provides 10dB forward path gain and supports current digital cable systems and modems with a passive return; pre-mounted push pins snap the module quickly into place; includes RG-59 cable jumper to connect amplifier to passive video splitter	1	<b>NSOVAMP</b>

**Eight Room Audio Module**

Description	Units	Catalog No.
Distributes audio from an amplifier to matching volume controllers; supports up to eight rooms of audio; power handling – 200W RMS@20° C; requires impedance matching volume controls (see page U9)	1	<b>NSOAM8</b>

**Blank Module Plate**

Description	Units	Catalog No.
Allows mounting of active components (i.e. switches, routers) or other devices (66 blocks, audio components) onto a modular platform; can be custom drilled or used with two self-adhesive VELCRO® strips included to mount components onto module; pre-mounted push pins snap the module quickly into place	1	<b>NSOBM</b>

VELCRO® is a registered trademark of Velcro Industries B.V.



Slide Volume Controller  
NSOSAVC



Rotary Volume Controller  
NSORAVC



Surge Receptacle  
NSOKPS

**Features and Benefits**

- netSELECT® accessories enhance system capabilities
- Volume controls expand home audio applications
- Cabinet mounted receptacle kits provide convenient power to the enclosure
- Audio controls available in slide or rotary
- Receptacles available in surge and standard kits



Panel Bracket Adapter  
NSOFSB



F-Connector Adapter Panel  
FSPFP6X

**Slide Audio Volume Controller**

Description	Color	Catalog No.
Decorator styling; power handling 70W RMS@20° C; impedance matching for up to 8 pairs of speakers; includes both ivory and white slides and frames	Ivory/White	<b>NSOSAVC</b>

**Rotary Audio Volume Controller**

Description	Color	Catalog No.
Power handling 70W RMS@20° C; impedance matching for up to 8 pairs of speakers; includes both ivory and white knobs and frames	Ivory/White	<b>NSORAVC</b>

**Panel Bracket Adapter**

Description	Catalog No.
For use with adapter panels shown below and FSP series modules on page G11; snap mounts into structured cabling enclosures	<b>NSOFSB</b>

**Surge Suppression Power Kit**

Description	Catalog No.
Includes surge receptacle 15A 125V; NEMA® type 5-15R, 240 joules/15,000A protection; per mode; electrical steel box and wallplate	<b>NSOKPS*</b>

**Lock Kit**

Description	Catalog No.
Chromed steel; includes two keys; eliminates unwanted tampering	<b>FLOCK1*</b>

**F-Connector Adapter Panel**

Description	Catalog No.
F-connector adapter panel with six populated coaxial connectors	<b>FSPFP6X</b>

**Standard Power Kit**

Description	Catalog No.
Includes duplex receptacle 15A 125V; NEMA® type 5-15R electrical steel box and wallplate	<b>NSOKPTR</b>

**Keystone Adapter Panel**

Description	Catalog No.
Features six blank openings for jacks and snap fits	<b>FSPHD6X</b>

\*Not UL or cULus Listed

NEMA is a registered trademark of the National Electrical Manufacturers Association.





**Specifications**

- TIA 568-C.2 Category 5e/6 component compliant
- cULus Listed



24-Port Jack Panel  
NSPJ24



48-Port Jack Panel  
NSPJ48



Cat 6 Snap Fit Jack  
NSJ6W



Snap Fit USOC Jack  
NSJUW

netSELECT® | RESIDENTIAL SOLUTIONS

**Jack Panels**

Ports	Category	Height Inches (mm)	Width Inches (mm)	Depth Inches (mm)	Type	Catalog No.
24	–	1.72" (44)	19.00" (483)	1.24" (31)	Jack Panel	<b>NSPJ24</b>
48	–	3.47" (88)	19.00" (483)	1.21" (31)	Jack Panel	<b>NSPJ48</b>

**netSELECT® Category 6, 5e and USOC Jacks**

Color	Modular Snap Fit Cat. 6 Jack (Single)	Modular Snap Fit Cat. 6 Jack (25-Pack)	Modular Snap Fit Cat. 5e Jack (Single)	Modular Snap Fit Cat. 5e Jack (25-Pack)	Modular Snap Fit USOC Jack
Black	<b>NSJ6BK</b>	<b>NSJ6BK25</b>	<b>NSJ5EBK</b>	<b>NSJ5EBK25</b>	<b>NSJUBK</b>
Blue	<b>NSJ6B</b>	<b>NSJ6B25</b>	<b>NSJ5EB</b>	<b>NSJ5EB25</b>	<b>NSJUB</b>
Gray	<b>NSJ6GY</b>	<b>NSJ6GY25</b>	<b>NSJ5EGY</b>	<b>NSJ5EGY25</b>	<b>NSJUGY</b>
Green	<b>NSJ6GN</b>	<b>NSJ6GN25</b>	<b>NSJ5EGN</b>	<b>NSJ5EGN25</b>	<b>NSJUGN</b>
Ivory	<b>NSJ6I</b>	<b>NSJ6I25</b>	<b>NSJ5EI</b>	<b>NSJ5EI25</b>	<b>NSJUI</b>
Light Almond	<b>NSJ6LA</b>	<b>NSJ6LA25</b>	<b>NSJ5ELA</b>	<b>NSJ5ELA25</b>	<b>NSJULA</b>
Orange	<b>NSJ6OR</b>	<b>NSJ6OR25</b>	<b>NSJ5EOR</b>	<b>NSJ5EOR25</b>	<b>NSJUOR</b>
Red	<b>NSJ6R</b>	<b>NSJ6R25</b>	<b>NSJ5ER</b>	<b>NSJ5ER25</b>	<b>NSJUR</b>
White	<b>NSJ6W</b>	<b>NSJ6W25</b>	<b>NSJ5EW</b>	<b>NSJ5EW25</b>	<b>NSJUW</b>
Yellow	<b>NSJ6Y</b>	<b>NSJ6Y25</b>	<b>NSJ5EY</b>	<b>NSJ5EY25</b>	<b>NSJUY</b>

Note: See pages D4 and D5 for HC6 and HC5E patch cords. Also available in 100 packs.



**Specifications**

- Conductor: 24AWG UTP
- Jacket: Flame-Retardant PVC-CM Rated
- Plug Body: Polycarbonate UL 94V-0



Category 6  
NSC6B01



Category 5e  
NSC5EW01

**NSC Patch Cords, Category 6**

Length (ft)	Color			
	Black	Blue	Gray	White
1'	<b>NSC6BK01</b>	<b>NSC6B01</b>	<b>NSC6GY01</b>	<b>NSC6W01</b>
3'	<b>NSC6BK03</b>	<b>NSC6B03</b>	<b>NSC6GY03</b>	<b>NSC6W03</b>
5'	<b>NSC6BK05</b>	<b>NSC6B05</b>	<b>NSC6GY05</b>	<b>NSC6W05</b>
7'	<b>NSC6BK07</b>	<b>NSC6B07</b>	<b>NSC6GY07</b>	<b>NSC6W07</b>
10'	<b>NSC6BK10</b>	<b>NSC6B10</b>	<b>NSC6GY10</b>	<b>NSC6W10</b>
15'	<b>NSC6BK15</b>	<b>NSC6B15</b>	<b>NSC6GY15</b>	<b>NSC6W15</b>

**NSC Patch Cords, Category 5e**

Length (ft)	Color			
	Black	Blue	Gray	White
1'	<b>NSC5EBK01</b>	<b>NSC5EB01</b>	<b>NSC5EGY01</b>	<b>NSC5EW01</b>
3'	<b>NSC5EBK03</b>	<b>NSC5EB03</b>	<b>NSC5EGY03</b>	<b>NSC5EW03</b>
5'	<b>NSC5EBK05</b>	<b>NSC5EB05</b>	<b>NSC5EGY05</b>	<b>NSC5EW05</b>
7'	<b>NSC5EBK07</b>	<b>NSC5EB07</b>	<b>NSC5EGY07</b>	<b>NSC5EW07</b>
10'	<b>NSC5EBK10</b>	<b>NSC5EB10</b>	<b>NSC5EGY10</b>	<b>NSC5EW10</b>
15'	<b>NSC5EBK15</b>	<b>NSC5EB15</b>	<b>NSC5EGY15</b>	<b>NSC5EW15</b>



### Features and Benefits

- Elongated strap for better wall box mounting
- High impact-resistant thermoplastic frame
- UL Listed 1863 - Communication Circuit Accessory and CSA Certified



1-Port Frame  
NS611I



4-Port Frame  
NS614I



Adapter Frame  
NS621I



3-Port, 1-Gang, Standard  
NSP13I



6-Port, 2-Gang, Standard  
NSP26I



Blank Connector  
SFSB110

### Decorator Frames

Color	Ports					Adapter .406" (10.3) Dia. Hole	Adapter Blank
	1-Port	2-Port	3-Port	4-Port	6-Port		
Black	<b>NS611BK</b>	<b>NS612BK</b>	<b>NS613BK</b>	<b>NS614BK</b>	<b>NS616BK</b>	-	<b>NS620BK</b>
Gray	<b>NS611GY</b>	<b>NS612GY</b>	<b>NS613GY</b>	<b>NS614GY</b>	<b>NS616GY</b>	-	<b>NS620GY</b>
Ivory	<b>NS611I</b>	<b>NS612I</b>	<b>NS613I</b>	<b>NS614I</b>	<b>NS616I</b>	<b>NS621I</b>	<b>NS620I</b>
Light Almond	<b>NS611LA</b>	<b>NS612LA</b>	<b>NS613LA</b>	<b>NS614LA</b>	<b>NS616LA</b>	-	<b>NS620LA</b>
White	<b>NS611W</b>	<b>NS612W</b>	<b>NS613W</b>	<b>NS614W</b>	<b>NS616W</b>	<b>NS621W</b>	<b>NS620W</b>

Note: Use NS621 with rotary dimmers or to pull through AV or telephone cable; use NS620 to fill an extra decorator opening or create customized openings

### Multimedia Face Plates, 1-Gang

#### Standard

Color	1-Port	2-Port	3-Port	4-Port	6-Port
Black	<b>NSP11BK</b>	<b>NSP12BK</b>	<b>NSP13BK</b>	<b>NSP14BK</b>	<b>NSP16BK</b>
Gray	<b>NSP11GY</b>	<b>NSP12GY</b>	<b>NSP13GY</b>	<b>NSP14GY</b>	<b>NSP16GY</b>
Ivory	<b>NSP11I</b>	<b>NSP12I</b>	<b>NSP13I</b>	<b>NSP14I</b>	<b>NSP16I</b>
Light Almond	<b>NSP11LA</b>	<b>NSP12LA</b>	<b>NSP13LA</b>	<b>NSP14LA</b>	<b>NSP16LA</b>
White	<b>NSP11W</b>	<b>NSP12W</b>	<b>NSP13W</b>	<b>NSP14W</b>	<b>NSP16W</b>

#### Midsized

Color	1-Port	2-Port	3-Port	4-Port	6-Port
Black	<b>NSP101BK</b>	<b>NSP102BK</b>	<b>NSP103BK</b>	<b>NSP104BK</b>	<b>NSP106BK</b>
Gray	<b>NSP101GY</b>	<b>NSP102GY</b>	<b>NSP103GY</b>	<b>NSP104GY</b>	<b>NSP106GY</b>
Ivory	<b>NSP101I</b>	<b>NSP102I</b>	<b>NSP103I</b>	<b>NSP104I</b>	<b>NSP106I</b>
Light Almond	<b>NSP101LA</b>	<b>NSP102LA</b>	<b>NSP103LA</b>	<b>NSP104LA</b>	<b>NSP106LA</b>
White	<b>NSP101W</b>	<b>NSP102W</b>	<b>NSP103W</b>	<b>NSP104W</b>	<b>NSP106W</b>

### Multimedia Face Plates, 2-Gang

#### Standard

Color	4-Port	6-Port
Black	<b>NSP24BK</b>	<b>NSP26BK</b>
Gray	<b>NSP24GY</b>	<b>NSP26GY</b>
Ivory	<b>NSP24I</b>	<b>NSP26I</b>
Light Almond	<b>NSP24LA</b>	<b>NSP26LA</b>
White	<b>NSP24W</b>	<b>NSP26W</b>

### Blank Connector


Smooth, 10-pack

Color	Catalog No.
Black	<b>SFSBBK10</b>
Gray	<b>SFSBGY10</b>
Ivory	<b>SFSBI10</b>
Light Almond	<b>SFSBLA10</b>
White	<b>SFSBW10</b>

See page V12 for color chart



RJ11, 6-Pos, 4-Cond  
NS770I



Duplex RJ11, 6-Pos, 6-Cond  
NS772I



RJ11 + F-Type Coupler  
NS783I



110 Punch-Down + F-Type Coupler  
NS785I

### Features and Benefits

- High impact-resistant thermoplastic frame
- Meets FCC part 68
- UL Listed 1863 – Communication Circuit Accessory and CSA Certified

### Molded-In Voice and Data Decorator Frames

Jack	One RJ11 Jack	One RJ11 Jack	Duplex RJ11 Jack	2 Jack Voice Data Frame	
				RJ11 Jack	Category 5e
Position	6-Position	6-Position	6-Position	6-Position	8-Position
Conductors	4-Conductor	6-Conductor	6-Conductor	4-Conductor	8-Conductor
Terminations	Screw	Screw	Screw	Screw	110 IDC
Black	<b>NS770BK</b>	-	-	<b>NS784BK</b>	
Brown	<b>NS770</b>	<b>NS771</b>	-	<b>NS784</b>	
Gray	<b>NS770GY</b>	-	-	<b>NS784GY</b>	
Ivory	<b>NS770I</b>	<b>NS771I</b>	<b>NS772I</b>	<b>NS784I</b>	
Light Almond	<b>NS770LA</b>	<b>NS771LA</b>	<b>NS772LA</b>	<b>NS784LA</b>	
White	<b>NS770W</b>	<b>NS771W</b>	<b>NS772W</b>	<b>NS784W</b>	

### Molded-In Video and Voice Decorator Frames

Jack	One RJ11 Jack, 6-Position, 4-Conductor	One Cat 5e 110 Punch-Down
F-Connector	Single F-Type Coupler Bulkhead	Duplex F-Type Coupler Bulkhead
Type	Female to Female	Female to Female
Terminations	Screw	Screw
Black	-	-
Brown	-	-
Gray	-	-
Light Almond	<b>NS780LA</b>	<b>NS782LA</b>
White	<b>NS780W</b>	<b>NS782W</b>
		<b>NS783LA</b>
		<b>NS783W</b>
		<b>NS785BK</b>
		<b>NS785</b>
		<b>NS785GY</b>
		<b>NS785LA</b>
		<b>NS785W</b>

Note: Standard plates available; see page B9. See page V12 for color chart.



### Features and Benefits

- High impact-resistant thermoplastic plate
- Convenient screw down terminals
- Meets FCC part 68
- UL Listed 1863 – Communication Circuit Accessory and CSA Certified



RJ11, 6-Pos, 6-Cond  
NS732I



Duplex RJ11, 6-Pos, 6-Cond  
NS744I

## Molded-In Plates for Voice, 1-Gang

### Standard

Jack	One RJ11 Jack	One RJ11 Jack	Duplex RJ11 Jack	Duplex RJ11 Jack
Position	6-Position	6-Position	6-Position	6-Position
Conductors	4-Conductor	6-Conductor	4-Conductor	6-Conductor
Terminations	Screw	Screw	Screw	Screw
Brown	<b>NS730</b>	<b>NS732</b>	–	–
Ivory	<b>NS730I</b>	<b>NS732I</b>	<b>NS742I</b>	<b>NS744I</b>
Light Almond	<b>NS730LA</b>	<b>NS732LA</b>	<b>NS742LA</b>	<b>NS744LA</b>
White	<b>NS730W</b>	<b>NS732W</b>	<b>NS742W</b>	<b>NS744W</b>

### Mid-Size

Jacks	One RJ11 Jack	Duplex RJ11 Jack
Position	6-Position	6-Position
Conductors	4-Conductor	4-Conductor
Terminations	Screw	Screw
Brown	<b>NS735</b>	–
Ivory	<b>NS735I</b>	<b>NS745I</b>
Light Almond	<b>NS735LA</b>	–
White	<b>NS735W</b>	<b>NS745W</b>

See page V12 for color chart



RJ11 + F-Type Coupler  
NS7471



110 Punch-Down + RJ11 + F-Type Coupler  
NS7901

**Molded-In Plates for Voice and CATV/Satellite, 1-Gang**

**Standard**

Jack	One RJ11 Jack	One RJ11 Jack	–	–	One Cat 5e 110 Punch-Down, One RJ11 Jack
F-Connector	One F-Type Coupler Bulkhead	One F-Type Coupler Bulkhead	One F-Type Coupler Bulkhead	Duplex F-Type Coupler Bulkhead	One F-Type Coupler Bulkhead
Position	6-Position	6-Position	–	–	6-Position
Conductors	6-Conductor	4-Conductor	–	–	4-Conductor
Type	Female to Female	Female to Female	Female to Female	Female to Female	Female to Female
Black	–	–	–	–	<b>NS790BK</b>
Brown	–	–	–	–	<b>NS790</b>
Gray	–	–	–	–	<b>NS790GY</b>
Ivory	<b>NS748I</b>	<b>NS747I</b>	<b>NS750I</b>	<b>NS752I</b>	<b>NS790I</b>
Light Almond	<b>NS748LA</b>	<b>NS747LA</b>	<b>NS750LA</b>	<b>NS752LA</b>	<b>NS790LA</b>
White	<b>NS748W</b>	<b>NS747W</b>	<b>NS750W</b>	<b>NS752W</b>	<b>NS790W</b>

**Mid-Size**


Jack	One RJ11 Jack	
F-Connector	One F-Type Coupler Bulkhead	One F-Type Coupler Bulkhead
Position	6-Position	–
Conductors	6-Conductor	–
Type	Female to Female	Female to Female
Ivory	<b>NS755I</b>	<b>NS751I</b>
Light Almond	<b>NS755LA</b>	<b>NS751LA</b>
White	<b>NS755W</b>	<b>NS751W</b>

See page V12 for color chart



### Features and Benefits


- Available in high impact-resistant thermoplastic or stainless steel
- Meets FCC part 68
- UL Listed 1863 – Communication Circuit Accessory and CSA Certified



Quick Connect, Punch-Down  
NS721I



Screw Termination  
NS725I



Stainless Steel Quick Connect  
NS725I

## Telephone Wall Jacks

Thermoplastic				Stainless Steel	
Jack	Wall Phone Jack Quick Connect	Wall Phone Jack	Wall Phone Jack	Wall Phone Jack Quick Connect	Wall Phone Jack
Position	6-Position	6-Position	6-Position	6-Position	6-Position
Conductors	4-Conductor	4-Conductor	6-Conductor	4-Conductor	4-Conductor
Terminations	Punch-Down (Tool Included)	Screw	Screw	Punch-Down (Tool Included)	Screw
Ivory	<b>NS721I</b>	<b>NS722I</b>	<b>NS725I</b>	<b>NS723SS</b>	<b>NS726SS</b>
Light Almond	–	<b>NS722LA</b>	<b>NS725LA</b>		
White	<b>NS721W</b>	<b>NS722W</b>	<b>NS725W</b>		



Surface Mount Phone Jack  
NS760I



Multimedia 2-Port  
ISB2EI

### Features and Benefits

- High impact-resistant thermoplastic
- Mounts using screws or double sided tape (both included)
- Meets FCC part 68
- UL Listed 1863 – Communication Circuit Accessory and CSA Certified

## Telephone Surface Mount Jacks

Description	Telephone Surface Mount Jack	Telephone Surface Mount Jack	Multimedia 1-Port Surface Mount Box, Jack Not Included*	Multimedia 2-Port Surface Mount Box, Jack Not Included*
Position	6-Position	6-Position	–	–
Conductors	4-Conductor	6-Conductor	–	–
Terminations	Screw	Screw	–	–
Black	–	–	<b>ISB1BK</b>	<b>ISB2BK</b>
Gray	–	–	<b>ISB1GY</b>	<b>ISB2GY</b>
Ivory	<b>NS760I</b>	<b>NS761I</b>	<b>ISB1EI**</b>	<b>ISB2EI**</b>
Office White	–	–	<b>ISB1OW</b>	<b>ISB2OW</b>
White	<b>NS760W</b>	<b>NS761W</b>	<b>ISB1W</b>	<b>ISB2W</b>

\*cULus Listed 1863 - Communication Circuit Accessory; use multimedia jacks and AV connectors (see section F for complete list)

\*\*ISB Series is available in **EI** (Electric Ivory) in place of **I** (Ivory)

See page V12 for color chart



# Technical Information

This section explains ANSI/TIA standards and practices required for structured cabling installation and testing. Adherence to standards and codes is required to obtain Hubbell's MISSION CRITICAL® Warranty.







# Technical Information

Online Technical Resources .....	V3
Structured Cabling Standards Evolution .....	V4
ANSI/TIA-568.2: Balanced Twisted Pair (Field Testing).....	V5
Installation Recommendations.....	V6
Standard UTP Wiring Conventions.....	V7
Application Guides: Cabling Channel Solutions .....	V10
Product Color Charts.....	V12



### Online Videos

- Product
- Applications
- Instructional
- Continuing Education



### Detailed Specifications

- BIM Models
- Visio Stencils
- Customer Drawings
- Specification Text



### Literature Library

- Datasheets
- Brochures
- White Papers
- Application Guides



### UL/ETL Certified Laboratory

- Component Testing
- Link/Channel Testing
- Active Network Testing
- Mechanical Testing



### MISSION CRITICAL® Certification Training

- Shielded and Unshielded Cabling
- Fiber Optic
- Audio/Video
- Standards



### Partnerships

- Cisco® Developer Network
- Extreme Networks®
- Hitachi Cable America®

Cisco is a registered trademark of Cisco Systems, Inc. Extreme Networks is a registered trademark of Extreme Networks.

Industry standards are published design and performance requirements that are approved by industry ballot among cable and component manufacturers, specifiers and users. The objective of cabling standards is to promote global interoperability and minimum levels of performance.

As an active contributor to and leader in cabling standards organizations such as TIA and IEEE, Hubbell manufactures products that exceed all applicable standards. Compliance to industry standards is a long-term commitment by Hubbell Premise Wiring.



Global industry standards offer the following advantages:

- Interoperability of connecting hardware components
- Backward compatibility
- Open systems architecture
- Ease of migration to new performance levels
- Multi-vendor choice to the end-user

Compliance to standards also applies to MISSION CRITICAL® objectives. MISSION CRITICAL is defined as the delivery of long-term, uninterrupted service at stated performance levels.

This is the philosophy of the Hubbell 25-year MISSION CRITICAL warranty. For more information about Hubbell MISSION CRITICAL training and installer certification, visit [www.hubbell-premise.com](http://www.hubbell-premise.com).





**Permanent Link Field Testing**

The permanent link test configuration includes a 90m length of horizontal cable and one connector attached to each end (see diagram). One optional consolidation point connection is also permitted. The permanent link runs from the cross-connect panel in the TR to the work station outlet. The permanent link overall length must not exceed 295ft (90m).



**Channel Field Testing**

The channel test configuration includes a length of horizontal cable up to 90 meters, a work area cord, and two patch cord cross connections (see diagram). One optional consolidation point connection is also permitted in the channel. The channel overall length must not exceed 328ft (100m).



**Hubbell Approved Field Testers for UTP and Optical Fiber Cabling**

The Hubbell MISSION CRITICAL® warranty program recognizes the field testers and associated test adapters below. These testers function in a bidirectional mode with automatic data acquisition and storage.

	Field Tester Model	Approved Categories	Permanent Link Adapter	Channel Adapter	110 Block T568A Wiring	110 Block T568B Wiring	Cat 6A AXT Test Kit
	Fluke DTX-1800 and Fluke DTX-1200 Series	Cat 5e, Cat 6	DTX-PLA001 w/DSP-PM06	DTX-CHA001	DTX-PLA001 w/DSP-PM13A	DTX-PLA001 w/DSP-PM13B	PLA002
		Cat 6A	DTX-PLA0025	DTXCHAO01AS	N/A	N/A	DTX-10GKIT
	Fluke Networks DSX-5000 Series	Cat 5e, Cat 6	DSX-PLA001	DSX-CHA004S	N/A	N/A	N/A
		Cat 6A	DSX-PLA004S	DSX-CHA004S	N/A	N/A	N/A
	Fluke OMNIScanner™ and Fluke OMNIScanner™ 2	Cat 5e, Cat 6	OMNI-LIA101S w/DSP-PM06	8262-42	OMNI-LIA101S w/DSP-PM13A	OMNI-LIA101S w/DSP-PM13B	N/A
		Cat 6A	N/A	N/A	N/A	N/A	N/A
	IDEAL® LanTEK 6 and IDEAL® LanTEK 7	Cat 5e, Cat 6	HPW PCX6 Patch Cord	0012-00-0629	1019-00-1112 (Kit)	1019-00-1112 (Kit)	
		Cat 6A	HPW PS6 Series Patch Cord	Supplied in unit	N/A	N/A	LanTEK 10GBKIT
	IDEAL® LanTEK® II 350	Cat 5e, Cat 6		0012-00-0629	0012-00-0629	N/A	N/A
		Cat 6A		0012-00-0656	0012-00-0656	N/A	N/A
	LanExpert 80T™	Cat 5e, Cat 6, Cat 6A	N/A	Supplied in unit	N/A	N/A	N/A
		LanExpert 85™	Cat 5e, Cat 6, Cat 6A	N/A	Supplied in unit	N/A	N/A

IDEAL and LanTEK are registered trademarks of IDEAL INDUSTRIES INC.  
LanExpert is a trademark of Psiber Data Systems Inc  
Fluke and OMNIScanner are trademarks of Fluke Corporation.

## Recommended Installation Practices for Balanced Twisted Pairs

- Use the proper strip tool for the cable jacket. Do not cut into the conductor pairs.
- For best results, use the zip cord and peel away the cable jacket.
- Position the stripped cable jacket as close as possible to the termination point to minimize exposure of the twisted pairs.
- Maintain the natural twist of all conductor pairs as close as possible to the termination point. For Category 5e, 6 and 6A wiring, the maximum length of untwisted pairs is 0.5". Minimum untwisting optimizes return loss performance.
- Never uncoil UTP cable from a stationary spool. Permanent kinks will result from straightening, and NEXT failures may occur. Unwind the cable by rotating the spool with steady speed and tension. Also avoid scraping and kinking when feeding into conduit or raceway.
- Store cable slack for wall outlets above the ceiling for future re-termination.
- Use proper supports and spacing to minimize sag in horizontal runs. Long runs should use cable trays. Do not overload cable supports and trays.
- Do not exceed 40% cable fill ratio in any pathway.
- Avoid EMI by maximizing the separation distance from high voltage circuits, transformers, motors, etc. For shared pathways, use partitioned raceway with 2" minimum separation from power wiring.
- Do not run UTP cables over heater ducts or hot water ducts. High temperatures may degrade performance and deteriorate the cable jacket.
- Centralize TRs to equalize the horizontal cable runs on each floor. Maximum horizontal distance is 90 meters.
- Never use staples to position and manage cables.
- Use good cable management practices to maintain proper bend radius.
- For Category 6 and 6A cabling, store service loops in a figure-eight pattern to minimize cross-talk and EMI noise pick-up.
- All grounding and bonding shall be according to ANSI/TIA-607-C.




Jack Termination Aid

## Category 6A Installation Practices

Refer to Hubbell 10GbE cabling guidelines online.

*Note: Larger cable diameters will have an impact on design, pathway fill capacity and cable deployment.*



VELCRO is a registered trademark of Velcro Industries B.V.

Do's	Don'ts



## Horizontal UTP Cable and Patch Cords

- Solid copper 4-pair 24 AWG UTP is specified for distribution cabling. Stranded UTP is specified for patch cords for flexibility. Shielded cable is not commonly used in the U.S. Splices bridge taps are not permitted.
- Cable, connectors and patch cords shall be marked with the performance category. Always match performance categories of cables and components throughout the infrastructure.
- All cable, cords and connecting hardware shall meet performance requirements of ANSI/TIA-568-C.2. Hubbell assures this compliance with all products and cable partners.

### COLOR CODING:

	white-blue/blue
	white-orange/orange
	white-green/green
	white-brown/brown

## Backbone UTP Cable

- Solid copper 4-pair and 25-pair UTP is specified. An overall shield is optional.
- Performance category markings and compliance to ANSI/TIA-568.1 and 568.2 is required.
- Circuits with incompatible signals should be partitioned in separate binder groups. Prior to making shared sheath circuit assignments, consult the equipment manufacturer for signal characteristics (i.e., frequency, amplitude, voltage, etc.).
- Tip conductor insulation colors are matched to the binder group. Ring conductor insulation colors correspond the pair.

## Recognized Connector and Wiring Configurations

- 8-position modular jack/plug
- 8-position modular panel/plug
- T568A wiring or T568B wiring options
- Cat 5e, Cat 6 or Cat 6A recommended



## RJ-45 ANSI/TIA-568 Wiring Conventions

Two wiring standards were adopted. Both configurations are based on maximum transmission performance.

8 Position / 8 Wire



### T568A

- 1: Green/White
- 2: Green
- 3: Orange/White
- 4: Blue
- 5: Blue/White
- 6: Orange
- 7: Brown/White
- 8: Brown

- Preferred method
- Directly compatible with 2-pair voice and token ring systems utilizing 6-position connectors

8 Position / 8 Wire



### T568B

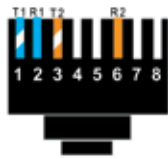
- 1: Orange/White
- 2: Orange
- 3: Green/White
- 4: Blue
- 5: Blue/White
- 6: Green
- 7: Brown/White
- 8: Brown

- Optional method
- AT&T® standard
- Directly compatible with AT&T phone systems

## Wiring Conventions

Local area network (LAN) standards designed to operate over UTP specify pin/pair assignments on modular connectors for various signal transmission protocols. While T568A and T568B conventions support all these designations, there are some cases where the user chooses to cable only the number of pairs required to support these applications.

8 Position / 4 Wire



10/100BASE-T

- 10 Mbps Ethernet over UTP
- Uses only two pairs
- 100 Mbps Ethernet

8 Position / 4 Wire



Token Ring

- 4/16 Mbps token ring over copper
- Uses only two pairs

8 Position / 4 Wire



TP-PMD

- 100 Mbps FDDI over copper
- Uses only two pairs

8 Position / 8 Wire



1000BASE-T (T568A)

- 1000 Mbps Ethernet over UTP
- Uses all four pairs

## USOC Conventions

Universal Service Ordering Codes (USOC) are a series of Registered Jack (RJ) wiring configurations for connection of customer premises equipment to the network. FCC regulations govern these configurations.

6 Position / 6 Wire



USOC RJ25

6 Position / 2 Wire



USOC RJ11

## Color Coding

TIP		RING	
Pair 1	T1 – White/Blue	Pair 1	R1 – Blue
Pair 2	T2 – White/Orange	Pair 2	R2 – Orange
Pair 3	T3 – White/Green	Pair 3	R3 – Green
Pair 4	T4 – White/Brown	Pair 4	R4 – Brown

AT&T is a registered trademark of AT&T Inc.



## Block Wiring

Standard color codes for 25-pair UTP cable are specified in the chart below.

Wire/Color Code	Tip and Ring	Pair Number	50 Pin Positions	66 or 110 Block Positions
white/blue blue/white	Tip 1 Ring 1	Pair 1	26 1	1 2
white/orange orange/white	Tip 2 Ring 2	Pair 2	27 2	3 4
white/green green/white	Tip 3 Ring 3	Pair 3	28 3	5 6
white/brown brown/white	Tip 4 Ring 4	Pair 4	29 4	7 8
white/slate slate/white	Tip 5 Ring 5	Pair 5	30 5	9 10
red/blue blue/red	Tip 6 Ring 6	Pair 6	31 6	11 12
red/orange orange/red	Tip 7 Ring 7	Pair 7	32 7	13 14
red/green green/red	Tip 8 Ring 8	Pair 8	33 8	15 16
red/brown brown/red	Tip 9 Ring 9	Pair 9	34 9	17 18
red/slate slate/red	Tip 10 Ring 10	Pair 10	35 10	19 20
black/blue blue/black	Tip 11 Ring 11	Pair 11	36 11	21 22
black/orange orange/black	Tip 12 Ring 12	Pair 12	37 12	23 24
black/green green/black	Tip 13 Ring 13	Pair 13	38 13	25 26
black/brown brown/black	Tip 14 Ring 14	Pair 14	39 14	27 28
black/slate slate/black	Tip 15 Ring 15	Pair 15	40 15	29 30
yellow/blue blue/yellow	Tip 16 Ring 16	Pair 16	41 16	31 32
yellow/orange orange/yellow	Tip 17 Ring 17	Pair 17	42 17	33 34
yellow/green green/yellow	Tip 18 Ring 18	Pair 18	43 18	35 36
yellow/brown brown/yellow	Tip 19 Ring 19	Pair 19	44 19	37 38
yellow/slate slate/yellow	Tip 20 Ring 20	Pair 20	45 20	39 40
violet/blue blue/violet	Tip 21 Ring 21	Pair 21	46 21	41 42
violet/orange orange/violet	Tip 22 Ring 22	Pair 22	47 22	43 44
violet/green green/violet	Tip 23 Ring 23	Pair 23	48 23	45 46
violet/brown brown/violet	Tip 24 Ring 24	Pair 24	49 24	47 48
violet/slate slate/violet	Tip 25 Ring 25	Pair 25	50 25	49 50



## Category 5e/6/6A Solution (without Consolidation Point)

### Applications Supported

- ISDN
- Token Ring
- ATM 155
- TP PMD
- VoIP
- 10BASE-T
- 100BASE-T
- 1000BASE-T
- 10GBASE-T



### Hubbell Solutions

Product	Cat 6A Solution	Cat 6 Solution	Cat 5e Solution
Patch Cord	HC6A Series	HC6 Series	HC5E Series
Patch Panel	HP6A Series	HP6 Series	HP5E Series
Plates	IFP or IMF Series	IFP or IMF Series	IFP or IMF Series
Jack(s)	HJ6A Series	HXJ6 Series	HXJ5E Series
Cable	C6A Series	C6 Series	C5E Series

## Category 5e/6 Solution (with Consolidation Point)

### Applications Supported

- ISDN
- Token Ring
- ATM 155
- TP PMD
- VoIP
- 10BASE-T
- 100BASE-T
- 1000BASE-T



### Hubbell Solutions


Product	Cat 6 Solution	Cat 5e Solution
Patch Cord	HC6 Series	HC5E Series
Patch Panel	HP6 Series	HP5E Series
Plates	IFP or IMF Series	IFP or IMF Series
Jack(s)	HXJ6 Series	HXJ5E Series
or 110 Block	6110 Series	110BLK Series
Cable	C6 Series	C5E Series



**25-Pair UTP Solution**

Applications Supported

- 1000BASE-T



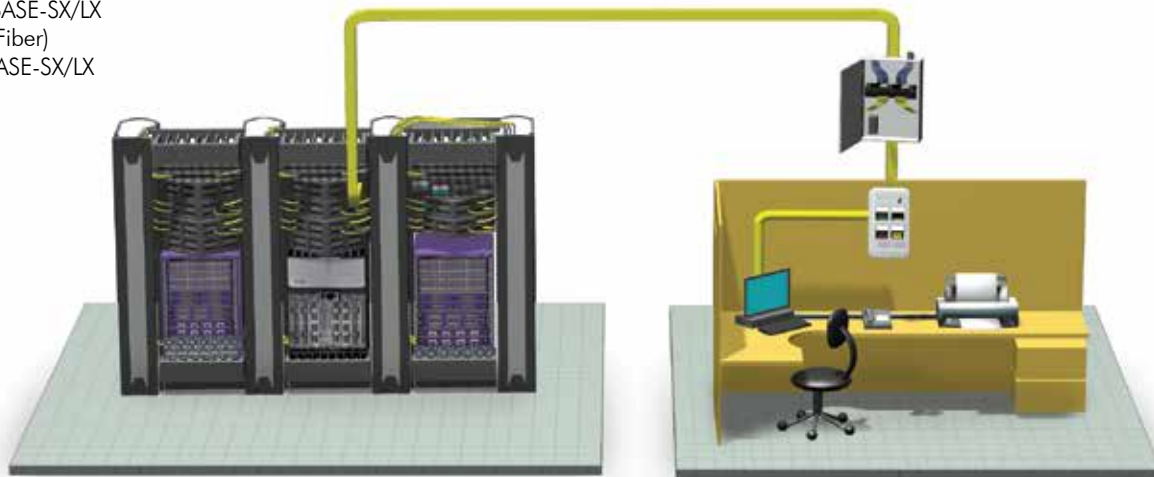
**Hubbell Solutions**

Product	1000BASE-T
25-Pair Cable Assembly	525PS Series
Patch Panel	PG48
Patch Cord	HC6 Series
Plate	IFP or IMF Series
Jack(s)	HXJ6 Series

**Fiber Solution**

Applications Supported

- 1000BASE-SX/LX
- ATM (Fiber)
- 10GBASE-SX/LX



**Hubbell Solutions**

Product	Fiber
Patch Panel	FPR/FCR Series
Patch Cord	DFPSC Series
Plate	IFP, IMF or AFP Series
Fiber Connector	Hubbell OptiChannel or PROclick® Series
Fiber Cable	HFC Series

Jack Colors



<b>BK</b> =Black	<b>B</b> =Blue	<b>EI</b> =Ivory	<b>GL</b> =Gold
<b>GY</b> =Gray	<b>GN</b> =Green	<b>OW</b> =Office White	<b>OR</b> =Orange
<b>P</b> =Purple	<b>R</b> =Red	<b>W</b> =White	<b>Y</b> =Yellow

Plates, Frames, Modules, Snapfits and Surface Mount Box Colors



<b>AL</b> =Almond	<b>BK</b> =Black	<b>EI</b> =Ivory	<b>GY</b> =Gray
<b>LA</b> =Light Almond	<b>OW</b> =Office White	<b>W</b> =White	

Fiber Adapter Colors for AMO Box



<b>AQ</b> =Aqua	<b>BE</b> =Beige	<b>BK</b> =Black	<b>EI</b> =Ivory	<b>GN</b> =Green
<b>OR</b> =Orange	<b>OW</b> =Office White	<b>R</b> =Red	<b>Y</b> =Yellow	

Patch Cord Colors



<b>BK</b> =Black	<b>B</b> =Blue	<b>GY</b> =Gray	<b>GN</b> =Green	<b>OR</b> =Orange
<b>PK</b> =Pink	<b>P</b> =Purple	<b>R</b> =Red	<b>W</b> =White	<b>Y</b> =Yellow

Residential Flush Floor Box Covers



Solid Brass

Brass Plated

Chrome Plated

Copper Plated

Nickel Plated

Stainless Finish

Almond

Black

Chestnut Brown

Hubbell SystemOne Universal Covers



Aluminum Finish

Brass Finish

Black

Gray

Ivory