

TYPE RLT

Features

- UL Listed and CSA certified for direct burial in earth or concrete
- Range taking
- Manufactured from high strength copper alloy
- Prefilled with DE-OX® oxide inhibitor compound and bagged
- Clearly marked with wire size and die index

Benefits

- Ensures reliability
- Reduces inventory
- Provides maximum conductivity and eliminates the possibility of corrosion
- Prevents oxides from forming
- Provides easy identification and tooling recommendations

A

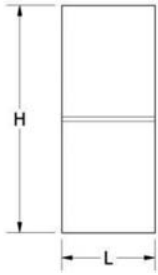


Fig. 1



Fig. 2



Fig. 3

Catalog Number	Figure Number	Ground Rod Size	Wire Range	Die Index	Dimensions - in. (mm)	
					H	L
RLT-2	1	1/2	2/0 - 2	998/1011	1.940 (49.3)	0.880 (22.4)
RLT-3	1	5/8	2/0 - 2	998/1011	1.970 (50.0)	0.880 (22.4)
RLT-4	1	3/4	2/0 - 2	998/1011	2.190 (55.6)	0.880 (22.4)
RLT-10	1	1	2/0 - 2	998/1011	2.440 (62.0)	0.880 (22.4)
RLT-5	1	1/2	250kcmil - 4/0	998/1011	1.940 (49.3)	0.880 (22.4)
RLT-6	1	5/8	250kcmil - 4/0	998/1011	2.140 (54.4)	0.880 (22.4)
RLT-7	1	3/4	250kcmil - 4/0	998/1011	2.190 (55.6)	0.880 (22.4)
RLT-11	1	1	250kcmil - 4/0	998/1011	2.570 (65.3)	0.880 (22.4)
RLT-8	1	5/8	500kcmil - 300kcmil	998/1011	2.140 (54.4)	0.880 (22.4)
RLT-9	1	3/4	500kcmil - 300kcmil	998/1011	2.440 (62.0)	0.880 (22.4)
RLT-12	1	1	500kcmil - 300kcmil	998/1011	2.680 (68.1)	0.880 (22.4)
RLT-13	2	5/8	2 SOL	998/1011	2.140 (54.4)	0.880 (22.4)
RLT-4TN*	3	3/4	2/0 - 2	998/1011	2.191 (55.7)	0.875 (22.2)
RLT-7TN*	3	3/4	250kcmil - 4/0	998/1011	2.191 (55.7)	0.875 (22.2)
RLT-8TN*	3	5/8	500kcmil - 300kcmil	998/1011	2.142 (54.4)	0.875 (22.2)
RLT-9TN*	3	3/4	500kcmil - 300kcmil	998/1011	2.432 (61.8)	0.875 (22.2)

All wire sizes, unless noted otherwise, are American Wire Gauge (AWG)

Tested to UL 467, UL File E34440

* All suffix "TN" parts electro-tin plated; to be specifically used with galvanized steel ground rod. The ground rod hole diameter is larger to suit galvanized steel.

A

TYPE RLT

Features

- UL Listed and CSA certified for direct burial in earth or concrete
- Range taking
- Manufactured from high strength copper alloy
- Prefilled with DE-OX® oxide inhibitor compound and bagged
- Clearly marked with wire size and die index

Benefits

- Ensures reliability
- Reduces inventory
- Provides maximum conductivity and eliminates the possibility of corrosion
- Prevents oxides from forming
- Provides easy identification and tooling recommendations

Catalog Number	ILSCO				Competitor's Tooling							
	Hydraulic Tools				Burndy				Thomas & Betts			
	12-Ton		15-Ton		12-Ton		15-Ton		12-Ton		15-Ton	
	ILC-12-N, ILC-12H-N, ILCB-12-LIO (No. of Crimps)		ILC-15-H (No. of Crimps)		Y750, PAT750XT, Y750BH (No. of Crimps)		Y46, Y46C, PAT46 (No. of Crimps)		TBM14M, TBM14MC, TBM14BSCR, BPLT14BSCR, BPLT14BSCRI, 13100A (No. of Crimps)		TBM15I, BPLT15BSCR (No. of Crimps)	
Die 998	Die 1011	Die 998	Die 1011	Die 998	Die 1011	Die 998	Die 1011	Die 998	Die 1011	Die 998	Die 1011	
RLT-2	(1)	-	(1)	(2)	(1)	(2)	(1)	(2)	(1)	(2)	(1)	(2)
RLT-3	(1)	-	(1)	(2)	(1)	(2)	(1)	(2)	(1)	(2)	(1)	(2)
RLT-4	(1)	-	(1)	(2)	(1)	(2)	(1)	(2)	(1)	(2)	(1)	(2)
RLT-5	(1)	-	(1)	(2)	(1)	(2)	(1)	(2)	(1)	(2)	(1)	(2)
RLT-6	(1)	-	(1)	(2)	(1)	(2)	(1)	(2)	(1)	(2)	(1)	(2)
RLT-7	(1)	-	(1)	(2)	(1)	(2)	(1)	(2)	(1)	(2)	(1)	(2)
RLT-8	(1)	-	(1)	(2)	(1)	(2)	(1)	(2)	(1)	(2)	(1)	(2)
RLT-9	(1)	-	(1)	(2)	(1)	(2)	(1)	(2)	(1)	(2)	(1)	(2)
RLT-10	(1)	-	(1)	(2)	(1)	(2)	(1)	(2)	(1)	(2)	(1)	(2)
RLT-11	(1)	-	(1)	(2)	(1)	(2)	(1)	(2)	(1)	(2)	(1)	(2)
RLT-12	(1)	-	-	(2)	(1)	(2)	-	(2)	(1)	(2)	(1)	(2)
RLT-13	(1)	-	(1)	(2)	(1)	(2)	(1)	(2)	(1)	(2)	(1)	(2)
RLT-4TN	(1)	-	(1)	(2)	(1)	(2)	(1)	(2)	(1)	(2)	(1)	(2)
RLT-7TN	(1)	-	(1)	(2)	(1)	(2)	(1)	(2)	(1)	(2)	(1)	(2)
RLT-8TN	(1)	-	(1)	(2)	(1)	(2)	(1)	(2)	(1)	(2)	(1)	(2)
RLT-9TN	(1)	-	(1)	(2)	(1)	(2)	(1)	(2)	(1)	(2)	(1)	(2)

Notes:

1. The RLT Series of compression connectors are designed to connect a copper ground conductor to a copper clad ground rod.
2. The RLT Series of compression connectors are pre-filled with inhibiting compound and are suitable for direct burial.
3. It is recommended to rough up the end of the ground rod where RLT is to be placed. This provides good rotational resistance. Perform a "pre-crimp" on ground rod prior to installing RLT connector. Use an indent type of dies such as Burndy's U2CABT (Die Index #348) or UPRECRIMP-12, -58, -34.*
4. The RLT Series may be rotated around the rod to any desired position before crimping.

* "UPRECRIMP" and "U2CABT" are registered trademarks TM of Burndy/FCI

TYPE RLT

Features

- UL Listed and CSA certified for direct burial in earth or concrete
- Range taking
- Manufactured from high strength copper alloy
- Prefilled with DE-OX® oxide inhibitor compound and bagged
- Clearly marked with wire size and die index

Benefits

- Ensures reliability
- Reduces inventory
- Provides maximum conductivity and eliminates the possibility of corrosion
- Prevents oxides from forming
- Provides easy identification and tooling recommendations

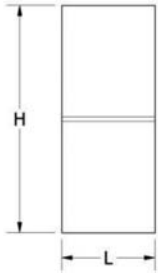


Fig. 1



Fig. 2



Fig. 3

Catalog Number	Figure Number	Ground Rod Size	Wire Range	Die Index	Dimensions - in. (mm)	
					H	L
RLT-2	1	1/2	2/0 - 2	998/1011	1.940 (49.3)	0.880 (22.4)
RLT-3	1	5/8	2/0 - 2	998/1011	1.970 (50.0)	0.880 (22.4)
RLT-4	1	3/4	2/0 - 2	998/1011	2.190 (55.6)	0.880 (22.4)
RLT-10	1	1	2/0 - 2	998/1011	2.440 (62.0)	0.880 (22.4)
RLT-5	1	1/2	250kcmil - 4/0	998/1011	1.940 (49.3)	0.880 (22.4)
RLT-6	1	5/8	250kcmil - 4/0	998/1011	2.140 (54.4)	0.880 (22.4)
RLT-7	1	3/4	250kcmil - 4/0	998/1011	2.190 (55.6)	0.880 (22.4)
RLT-11	1	1	250kcmil - 4/0	998/1011	2.570 (65.3)	0.880 (22.4)
RLT-8	1	5/8	500kcmil - 300kcmil	998/1011	2.140 (54.4)	0.880 (22.4)
RLT-9	1	3/4	500kcmil - 300kcmil	998/1011	2.440 (62.0)	0.880 (22.4)
RLT-12	1	1	500kcmil - 300kcmil	998/1011	2.680 (68.1)	0.880 (22.4)
RLT-13	2	5/8	2 SOL	998/1011	2.140 (54.4)	0.880 (22.4)
RLT-4TN*	3	3/4	2/0 - 2	998/1011	2.191 (55.7)	0.875 (22.2)
RLT-7TN*	3	3/4	250kcmil - 4/0	998/1011	2.191 (55.7)	0.875 (22.2)
RLT-8TN*	3	5/8	500kcmil - 300kcmil	998/1011	2.142 (54.4)	0.875 (22.2)
RLT-9TN*	3	3/4	500kcmil - 300kcmil	998/1011	2.432 (61.8)	0.875 (22.2)

All wire sizes, unless noted otherwise, are American Wire Gauge (AWG)

Tested to UL 467, UL File E34440

* All suffix "TN" parts electro-tin plated; to be specifically used with galvanized steel ground rod. The ground rod hole diameter is larger to suit galvanized steel.

TYPE RLT

Features

- UL Listed and CSA certified for direct burial in earth or concrete
- Range taking
- Manufactured from high strength copper alloy
- Prefilled with DE-OX® oxide inhibitor compound and bagged
- Clearly marked with wire size and die index

Benefits

- Ensures reliability
- Reduces inventory
- Provides maximum conductivity and eliminates the possibility of corrosion
- Prevents oxides from forming
- Provides easy identification and tooling recommendations

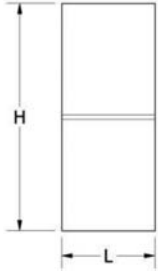


Fig. 1



Fig. 2



Fig. 3

Catalog Number	Figure Number	Ground Rod Size	Wire Range	Die Index	Dimensions - in. (mm)	
					H	L
RLT-2	1	1/2	2/0 - 2	998/1011	1.940 (49.3)	0.880 (22.4)
RLT-3	1	5/8	2/0 - 2	998/1011	1.970 (50.0)	0.880 (22.4)
RLT-4	1	3/4	2/0 - 2	998/1011	2.190 (55.6)	0.880 (22.4)
RLT-10	1	1	2/0 - 2	998/1011	2.440 (62.0)	0.880 (22.4)
RLT-5	1	1/2	250kcmil - 4/0	998/1011	1.940 (49.3)	0.880 (22.4)
RLT-6	1	5/8	250kcmil - 4/0	998/1011	2.140 (54.4)	0.880 (22.4)
RLT-7	1	3/4	250kcmil - 4/0	998/1011	2.190 (55.6)	0.880 (22.4)
RLT-11	1	1	250kcmil - 4/0	998/1011	2.570 (65.3)	0.880 (22.4)
RLT-8	1	5/8	500kcmil - 300kcmil	998/1011	2.140 (54.4)	0.880 (22.4)
RLT-9	1	3/4	500kcmil - 300kcmil	998/1011	2.440 (62.0)	0.880 (22.4)
RLT-12	1	1	500kcmil - 300kcmil	998/1011	2.680 (68.1)	0.880 (22.4)
RLT-13	2	5/8	2 SOL	998/1011	2.140 (54.4)	0.880 (22.4)
RLT-4TN*	3	3/4	2/0 - 2	998/1011	2.191 (55.7)	0.875 (22.2)
RLT-7TN*	3	3/4	250kcmil - 4/0	998/1011	2.191 (55.7)	0.875 (22.2)
RLT-8TN*	3	5/8	500kcmil - 300kcmil	998/1011	2.142 (54.4)	0.875 (22.2)
RLT-9TN*	3	3/4	500kcmil - 300kcmil	998/1011	2.432 (61.8)	0.875 (22.2)

All wire sizes, unless noted otherwise, are American Wire Gauge (AWG)

Tested to UL 467, UL File E34440

* All suffix "TN" parts electro-tin plated; to be specifically used with galvanized steel ground rod. The ground rod hole diameter is larger to suit galvanized steel.