

INDUSTRIAL STORAGE SOLUTIONS
FULL-LINE CATALOG

INDUSTRIAL GRADE AMERICAN MADE™ SINCE 1911

**MACHINISTS' CHESTS / MECHANICS' CHESTS / HAND CARRY TOOL BOXES
ROLLER CABINETS / ROLLER CABINET CHESTS / ROLLER CABINET SIDE CABINETS
VISUAL TOOL CONTROL / ACCESSORIES**

**MADE
IN THE USA**

KENNEDY®

MADE
IN THE USA

Forged in the United States with industrial strength materials, Kennedys' storage cabinets will suit your needs today and tomorrow. You can plan on plenty of tomorrows for your Kennedy because every one we make is built right, built for life.

Industrial grade. American made™ since 1911.



**INDUSTRIAL
GRADE MATERIAL**

*All Kennedy® tool
cabinets are made in
the US with industrial
grade materials.*



*All Kennedy® tool
and storage cabinets
come with a Limited
Lifetime Guarantee.*

Table of Contents

SIGNATURE SERIES

Machinists' Chests & Bases, Mechanics' Chests & Bases, Hand Carry Tool Boxes

04-11

Machinists' Features, Bases	4
Machinists' Chests	5
Mechanics' Chest & Base Features	6
Mechanics' Chests	7
Mechanics' Bases	8
Complimentary Chests & Bases	9
Hand Carry Tool Box Features	10
Hand Carry Tool Boxes	11

KSERIES

K2000, K1800 Cabinets, Chests & Side Lockers

12-20

K2000 INDUSTRIAL Features	12
K2000 INDUSTRIAL 34" & 29" Cabinets/Side Cabinet	13
K1800 INDUSTRIAL Features	14
K1800 INDUSTRIAL 39" Cabinets	15
K1800 INDUSTRIAL 27" Cabinet & Chest	16
K1800 INDUSTRIAL 27" Cabinets/Side Cabinet	17
K1800 INDUSTRIAL 21" Cabinet	18

VTC SERIES

Toolboards, Toolholder Hooks & Sets, Miscellaneous Accessories and Work Surfaces

21-25

Miscellaneous Accessories, Roller Cabinet Work Surfaces, Ergonomic Handle For Cabinets	19
Toolboards, Accessories	20
Accessories	21
Toolboard Accessories	22
Toolboard Accessories	23

INDEX

24






Model 526B:
8-Drawer
Machinists' Chest

A two piece, welded friction drawer slides.



Wool-lined drawers in order to protect precision tools.



Top till provides additional storage space for larger items.



Drop front panel that conceals & secures drawers from elements of the work environment. When not in use it can be stored in the base.



INDUSTRY SOLUTIONS

The Kennedy® Signature series is best used in MRO and metal working, along with the following:



MACHINISTS' BASES



MC22
2-DRAWER BASE

- Supports: 520 & 620
- Top drawer felt lined only



MC28
2-DRAWER BASE

- Supports: 520, 526, 52611 & 620
- Top drawer felt lined only



5150
2-DRAWER BASE

- Supports: 520, 526, 52611, 620 & 3611
- Top drawer felt lined only

PART #	SPECIFICATIONS								STEEL GAUGE	
	DRS.	WIDTH	DEPTH	HEIGHT	NET / SHIP WT.	STORAGE	CAPACITY	BODY	DRAWERS	
MC22 2-Drawer Base	2	21 5/8"	9 5/8"	7 7/8"	17 / 18 lbs.	865 cu. in.	-	20 ga	22 ga	
	Drawers	1	18"	9 3/8"	3 1/2"	-	60 lbs.	-	22 ga	
		1	18"	9 3/8"	1 1/2"	-	60 lbs.	-	22 ga	
MC28 2-Drawer Base	2	28 1/8"	9 5/8"	7 7/8"	21 / 24 lbs.	1,179 cu. in.	-	20 ga	22 ga	
	Drawers	1	24 3/4"	9 3/8"	1 1/2"	-	60 lbs.	-	22 ga	
		1	24 3/4"	9 3/8"	3 1/2"	-	60 lbs.	-	22 ga	
5150 2-Drawer Base	2	26 3/4"	12 1/2"	9 1/2"	28 / 37 lbs.	1,200 cu. in.	-	20 ga	22 ga	
	Drawers	1	24 1/8"	10 7/8"	1 3/4"	-	60 lbs.	-	22 ga	
		1	24 1/8"	10 7/8"	4 1/8"	-	60 lbs.	-	22 ga	



AVAILABLE COLORS

Customize the color of your products. Simply place one of the abbreviations at the end of the model number.



MADE IN THE USA

MACHINISTS' CHESTS

Kennedy SIGNATURE SERIES



3611
11-DRAWER CHEST

- Steel side handles
- 6 adjustable dividers
- Lockable HB (Handbook Drawer)
- Security panel



52611
11-DRAWER CHEST

- Steel side handles
- 8 adjustable dividers
- HB (Handbook Drawer)
- Security panel



526
8-DRAWER CHEST

- Steel side handles
- 5 adjustable dividers
- HB (Handbook Drawer)
- Security panel



520
7-DRAWER CHEST

- Vinyl cushioned, steel core top handle
- 5 adjustable dividers
- Security panel



620
3-DRAWER CHEST

- Vinyl cushioned, steel core top handle
- 4 adjustable dividers

PART #		SPECIFICATIONS							STEEL GAUGE	
		DRS.	WIDTH	DEPTH	HEIGHT	NET / SHIP WT.	STORAGE	CAPACITY	BODY	DRAWERS
520	7-Drawer Chest	7	20 1/8"	8 1/2"	13 3/8"	28 / 29 lbs.	1,694 cu. in.	-	20 ga	22 ga
	Top Till	-	20"	8 3/8"	4 1/2"	-	-	60 lbs.	-	22 ga
	Drawers	4	8 5/8"	7 1/2"	1"	-	-	60 lbs.	-	22 ga
		1	8 5/8"	7 1/2"	2 1/8"	-	-	60 lbs.	-	22 ga
		1	18 1/4"	7 1/2"	1 1/2"	-	-	60 lbs.	-	22 ga
		1	18 1/4"	7 1/2"	2 1/4"	-	-	60 lbs.	-	22 ga
526	8-Drawer Chest	8	26 3/4"	8 1/2"	13 5/8"	36 / 37 lbs.	2,219 cu. in.	-	20 ga	22 ga
	Top Till	-	26 1/2"	8 3/8"	4 1/2"	-	-	60 lbs.	-	22 ga
	Drawers	HB	5 1/2"	7 1/2"	5 1/2"	-	-	60 lbs.	-	22 ga
		4	8 5/8"	7 1/2"	1"	-	-	60 lbs.	-	22 ga
		1	8 5/8"	7 1/2"	2 1/8"	-	-	60 lbs.	-	22 ga
		1	24 3/4"	7 1/2"	1 1/2"	-	-	60 lbs.	-	22 ga
		1	24 3/4"	7 1/2"	2 1/4"	-	-	60 lbs.	-	22 ga
620	3-Drawer Chest	3	20 1/8"	8 1/2"	13 3/8"	25 / 26 lbs.	1,800 cu. in.	-	20 ga	22 ga
	Top Till	-	20"	8 3/8"	4 1/2"	-	-	60 lbs.	-	22 ga
	Drawers	1	18 1/4"	7 1/2"	1 1/2"	-	-	60 lbs.	-	22 ga
		1	18 1/4"	7 1/2"	2 1/4"	-	-	60 lbs.	-	22 ga
		1	18 1/4"	7 1/2"	3 1/8"	-	-	60 lbs.	-	22 ga
3611	11-Drawer Chest	11	26 1/8"	12 1/8"	18 7/8"	69 / 75 lbs.	3,976 cu. in.	-	20 ga	22 ga
	Top Till	-	26"	12 1/8"	4 1/8"	-	-	60 lbs.	-	22 ga
	Drawers	HB	5 1/2"	10 7/8"	5 1/2"	-	-	90 lbs.	-	22 ga
		6	7 3/8"	10 7/8"	1 1/4"	-	-	90 lbs.	-	22 ga
		1	7 3/8"	10 7/8"	2 3/8"	-	-	90 lbs.	-	22 ga
		2	23"	10 7/8"	1 3/4"	-	-	90 lbs.	-	22 ga
		1	23"	10 7/8"	2 3/4"	-	-	90 lbs.	-	22 ga
52611	11-Drawer Chest	11	26 3/4"	8 1/2"	18"	47 / 48 lbs.	3,000 cu. in.	-	20 ga	22 ga
	Top Till	-	26 1/2"	8 3/8"	4 1/2"	-	-	60 lbs.	-	22 ga
	Drawers	HB	5 1/2"	7 1/2"	4 3/8"	-	-	60 lbs.	-	22 ga
		6	8 5/8"	7 1/2"	1"	-	-	60 lbs.	-	22 ga
		1	8 5/8"	7 1/2"	2 1/8"	-	-	60 lbs.	-	22 ga
		1	24 3/4"	7 1/2"	1 1/2"	-	-	60 lbs.	-	22 ga
		1	24 3/4"	7 1/2"	2 1/4"	-	-	60 lbs.	-	22 ga
		1	24 3/4"	7 1/2"	3 1/8"	-	-	60 lbs.	-	22 ga



AVAILABLE COLORS

Customize the color of your products. Simply place one of the abbreviations at the end of the model number.



MADE IN THE **USA**



High security tubular locking system



Heavy-duty, plated side handles



Locking stays hold lid open



Heavy-duty Friction drawer slides



Includes lift out tote tray with socket set divider/fits in top till.



Steel tote tray



Model 360B:
10-Drawer Mechanics' Chest

AVAILABLE COLORS



INDUSTRY SOLUTIONS

The Kennedy® Signature series is best used in MRO and metal working, along with the following:



AEROSPACE



AUTO TECH



CONSTRUCTION



ENERGY



**FLEET
MAINTENANCE**



**MEDICAL/
PHARMA**



VOTECH

MECHANICS' CHESTS

Kennedy SIGNATURE SERIES



360 10-DRAWER CHEST

- Fits on 27", 29" & 34" wide roller cabinets
- Includes lift out tote tray with socket set divider
- Friction drawer slides



266 6-DRAWER CHEST

- Fits on 27", 29" & 34" wide roller cabinets
- Includes lift out tote tray with socket set divider
- Friction drawer slides



263 3-DRAWER CHEST

- Fits on 27", 29" & 34" wide roller cabinets
- Includes lift out tote tray with socket set divider
- Friction drawer slides

PART #	SPECIFICATIONS									STEEL GAUGE	
		DRS.	WIDTH	DEPTH	HEIGHT	LINER *	NET / SHIP WT.	STORAGE	CAPACITY	BODY	DRAWERS
263	3-Drawer Chest	3	26 1/8"	12 1/8"	14 3/4"	-	44 / 47 lbs.	3,314 cu. in.	-	20 ga	22 ga
	Top Till	-	26"	11 7/8"	4 1/8"	-	-	-	90 lbs.	-	22 ga
	Tote Tray	-	19 1/2"	7 3/4"	3 3/8"	-	-	-	90 lbs.	-	22 ga
	Drawers	1	22 7/8"	10 3/4"	1 3/4"	84043	-	-	90 lbs.	-	22 ga
		1	22 7/8"	10 3/4"	2 3/4"	84043	-	-	90 lbs.	-	22 ga
		1	22 7/8"	10 3/4"	3 7/8"	84043	-	-	90 lbs.	-	22 ga
266	6-Drawer Chest	6	26 1/8"	12 1/8"	14 3/4"	-	52 / 58 lbs.	3,178 cu. in.	-	20 ga	22 ga
	Top Till	-	26"	11 7/8"	4 1/8"	-	-	-	90 lbs.	-	22 ga
	Tote Tray	-	19 1/2"	7 3/4"	3 3/8"	-	-	-	90 lbs.	-	22 ga
	Drawers	3	6 7/8"	10 3/4"	1 3/4"	84044	-	-	90 lbs.	-	22 ga
		2	22 7/8"	10 3/4"	1 3/4"	84043	-	-	90 lbs.	-	22 ga
		1	22 7/8"	10 3/4"	2 3/4"	84043	-	-	90 lbs.	-	22 ga
360	10-Drawer Chest	10	26 1/8"	12 1/8"	18 7/8"	-	68 / 72 lbs.	3,996 cu. in.	-	20 ga	22 ga
	Top Till	-	26"	11 7/8"	4 1/8"	-	-	-	90 lbs.	-	22 ga
	Tote Tray	-	19 1/2"	7 3/4"	3 3/8"	-	-	-	90 lbs.	-	22 ga
	Drawers	1	6 7/8"	10 3/4"	6 1/4"	84044	-	-	90 lbs.	-	22 ga
		6	6 7/8"	10 3/4"	1 3/4"	84044	-	-	90 lbs.	-	22 ga
		2	22 7/8"	10 3/4"	1 3/4"	84043	-	-	90 lbs.	-	22 ga
		1	22 7/8"	10 3/4"	2 3/4"	84043	-	-	90 lbs.	-	22 ga

* Liners sold separately



AVAILABLE COLORS

Customize the color of your products. Simply place one of the abbreviations at the end of the model number.



MADE IN THE **USA**



2600
CHEST RISER

- Fits 27", 29" or 34" roller cabinets



2604
4-DRAWER BASE

- Fits 27", 29" or 34" roller cabinets
- Friction drawer slides
- Heavy-Duty plated side handles



2603
3-DRAWER BASE

- Fits 27", 29" or 34" roller cabinets
- Friction drawer slides
- Heavy-Duty plated side handles



2602
2-DRAWER BASE

- Fits 27", 29" or 34" roller cabinets
- Friction drawer slides
- Heavy-Duty plated side handles

PART #	SPECIFICATIONS									STEEL GAUGE	
		DRS.	WIDTH	DEPTH	HEIGHT	LINERS	NET / SHIP WT.	STORAGE	CAPACITY	BODY	DRAWERS
2600	Chest Riser	-	26 3/4"	12 1/2"	11 3/4"	-	9 / 12 lbs.	3,660 cu. in.	-	20 ga	-
2602	2-Drawer Base	2	26 3/4"	12 1/2"	11 3/4"	-	30 / 33 lbs.	1,888 cu. in.	-	20 ga	22 ga
	Drawers	2	22 7/8"	10 3/4"	3 7/8"	84043	-	-	90 lbs.	-	22 ga
2603	3-Drawer Base	3	26 3/4"	12 1/2"	11 3/4"	-	33 / 33 lbs.	1,795 cu. in.	-	20 ga	22 ga
	Drawers	2	22 7/8"	10 3/4"	1 3/4"	84043	-	-	90 lbs.	-	22 ga
		1	22 7/8"	10 3/4"	3 7/8"	84043	-	-	90 lbs.	-	22 ga
2604	4-Drawer Base	4	26 3/4"	12 1/2"	11 3/4"	-	35 / 33 lbs.	1,703 cu. in.	-	20 ga	22 ga
	Drawers	4	22 7/8"	10 3/4"	1 3/4"	84043	-	-	90 lbs.	-	22 ga



AVAILABLE COLORS

Customize the color of your products. Simply place one of the abbreviations at the end of the model number.



MADE IN THE USA

STACK & ADD

TO INCREASE YOUR
STORAGE CAPACITY



277X / 185X
Shown



297X/ 2805X / 205X
Shown

K1800

K2000

CHEST PART #	BASE PART #	273X	275X	277X	378X	295X	297X	348X
Machinists'								
52611		•	•	•	•	•	•	•
3611		•	•	•	•	•	•	•
526		•	•	•	•	•	•	•
520		•	•	•	•	•	•	•
620		•	•	•	•	•	•	•
	MC22	•	•	•	•	•	•	•
	MC28	•	•	•	•	•	•	•
	5150	•	•	•	•	•	•	•
Mechanics'								
263		•	•	•	•	•	•	•
266		•	•	•	•	•	•	•
360		•	•	•	•	•	•	•
	2600	•	•	•	•	•	•	•
	2602	•	•	•	•	•	•	•
	2603	•	•	•	•	•	•	•
	2604	•	•	•	•	•	•	•

Tool chest that can be used as stationary storage on roller cabinet or carried to the job.




Vinyl cushioned,
steel core top
handle



Heavy-duty,
plated locking
hardware



Kennedy®
signature



Steel tote trays
with socket set
divider



Model K24 / K20
Professional Tool Box

AVAILABLE COLORS



INDUSTRY SOLUTIONS

The Kennedy® Signature series is best used in MRO and metal working, along with the following:



AEROSPACE



AUTO TECH



CONSTRUCTION



ENERGY



**FLEET
MAINTENANCE**



**MEDICAL/
PHARMA**



VOTECH



K24 / K20
PROFESSIONAL TOOL BOX

- Includes lift-out tray with socket set divider
- 3 latch point for added security and safety



5220
ALL-PURPOSE TOOL BOX

- Includes lift-out tray



220
2-DRAWER PORTABLE CHEST

- A tool chest that can be used as stationary storage on your work bench or can be carried to the job
- Includes standard lock and two keys
- Vinyl cushioned top carry handle
- Lock and latches

PART #		SPECIFICATIONS							STEEL GAUGE	
		DRS.	WIDTH	DEPTH	HEIGHT	NET / SHIP WT.	STORAGE	CAPACITY	BODY	DRAWERS
220	2-Drawer Portable Chest	2	20 1/8"	8 5/8"	9 3/4"	17 / 19 lbs.	1,293 cu. in.	-	20 ga	22 ga
	Top Till	-	20"	8 3/8"	4 1/8"	-	-	60 lbs.	-	22 ga
	Drawer	2	18 1/8"	7 3/8"	2 1/4"	-	-	60 lbs.	-	22 ga
K20	20" Professional Tool Box	-	20 1/8"	8 5/8"	9 3/4"	13 / 14 lbs.	1,636 cu. in.	-	20 ga	22 ga
	Tote Tray	1	19 1/2"	7 3/4"	3 3/8"	-	-	60 lbs.	-	22 ga
K24	24" Professional Tool Box	-	24 1/8"	8 5/8"	9 3/4"	14.5 / 16 lbs.	1,963 cu. in.	-	20 ga	22 ga
	Tote Tray	1	23 1/2"	7 3/4"	3 3/8"	-	-	60 lbs.	-	22 ga
5220	All-Purpose Tool Box	-	20 1/8"	7 1/8"	7 1/4"	9 / 10 lbs.	1,000 cu. in.	-	20 ga	22 ga
	Tote Tray	1	19 7/8"	6 3/8"	4"	-	-	60 lbs.	-	22 ga



AVAILABLE COLORS

Customize the color of your products. Simply place one of the abbreviations at the end of the model number.



MADE IN THE **USA**


The K2000 is 20" in depth and ready to handle all your day to day needs. Durability comes standard so you get demanding jobs done time and time again.



Model 297XB:
7-Drawer
Industrial Cabinet

Model 297XR:
7-Drawer
Industrial Cabinet

Double wall construction



Smooth operating ball-bearing drawer slides range from 120-240 lbs.



High security tubular locking system



Heavy-duty 5" x 2" roller bearing casters with 350 lb. capacity per caster



Tubular steel end handle



AVAILABLE COLORS



INDUSTRY SOLUTIONS

The K2000 Series is best used in the following:





2805X
5-DRAWER TOP CHEST

- Fits 29" or 34" wide roller cabinets
- Ball bearing drawer slides



205X
5-DRAWER SIDE CABINET

- Fits 295X, 297X
- Ball bearing slides
- Hangs on either side of rolling cabinet



348X
8-DRAWER CABINET

- 5" x 2" roller bearing casters hold up to 350 lbs. each
- Ball bearing drawer slides



297X
7-DRAWER CABINET

- 5" x 2" Roller bearing casters hold up to 350 lbs. each
- Ball bearing drawer slides



295X
5-DRAWER CABINET

- Swing-Down panel conceals & secures spacious storage compartments
- 5" x 2" Roller bearing casters hold up to 350 lbs. each
- Ball bearing drawer slides

PART #		SPECIFICATIONS								STEEL GAUGE	
		DRS.	WIDTH	DEPTH	HEIGHT	LINER *	NET / SHIP WT.	STORAGE	CAPACITY	BODY	DRAWERS
295X	5-Drawer Cabinet	5	29"	20"	35"	-	133 / 145 lbs.	9,720 cu. in.	-	18 ga	20 ga
	Drawers	3	25"	18 1/2"	1 5/8"	84030	-	-	120 lbs.	-	20 ga
		2	25"	18 1/2"	3 5/8"	84030	-	-	120 lbs.	-	20 ga
	Compartment	-	26 1/8"	18 3/8"	11 1/4"	-	-	-	120 lbs.	-	20 ga
297X	7-Drawer Cabinet	7	29"	20"	35"	-	153 / 165 lbs.	10,235 cu. in.	-	18 ga	20 ga
	Drawers	3	25"	18 1/2"	1 5/8"	84030	-	-	120 lbs.	-	20 ga
		3	25"	18 1/2"	3 5/8"	84030	-	-	120 lbs.	-	20 ga
		1	25"	18 1/2"	5 5/8"	84030	-	-	120 lbs.	-	20 ga
348X	8-Drawer Cabinet	8	34"	20"	39"	-	206 / 228 lbs.	14,319 cu. in.	-	18 ga	20 ga
	Drawers	3	30"	18 1/2"	1 5/8"	84027	-	-	120 lbs.	-	20 ga
		4	30"	18 1/2"	3 5/8"	84027	-	-	120 lbs.	-	20 ga
		1	30"	18 1/2"	5 5/8"	84027	-	-	120 lbs.	-	20 ga
2805X	5-Drawer Top Chest	5	29"	20"	16 1/2"	-	87 / 96 lbs.	4,872 cu. in.	-	18 ga	20 ga
	Drawers	4	25"	18 1/2"	1 5/8"	84030	-	-	120 lbs.	-	20 ga
		1	25"	18 1/2"	3 5/8"	84030	-	-	120 lbs.	-	20 ga
205X	5-Drawer Side Cabinet	5	13 5/8"	20"	29 1/6"	-	102 / 102 lbs.	4,073 cu. in.	-	18 ga	20 ga
	Drawers	1	9 3/4"	18 1/2"	1 5/8"	84032	-	-	120 lbs.	-	20 ga
		3	9 3/4"	18 1/2"	3 5/8"	84032	-	-	120 lbs.	-	20 ga
		1	9 3/4"	18 1/2"	9 5/8"	84032	-	-	240 lbs.	-	20 ga

* Liners sold separately



AVAILABLE COLORS

Customize the color of your products. Simply place one of the abbreviations at the end of the model number.



MADE IN THE USA



21040XB shown with 520B



21040XB shown with 620B

21040X 4-DRAWER CABINET

- 5" x 2" roller bearing casters hold up to 350 lbs. each
- Ball bearing drawer slides & tubular push handle
- Small in size, but big on security!
- Tubular locking system
- Compatible chests & bases: 520, 620, 220, K20

PART #		SPECIFICATIONS								STEEL GAUGE	
		DRS.	WIDTH	DEPTH	HEIGHT	LINER *	NET / SHIP WT.	STORAGE	CAPACITY	BODY	DRAWERS
21040X	4-Drawer Cabinet	4	21"	20"	35"	-	128 / 133 lbs.	7,191 cu. in.	-	18 ga	20 ga
	Drawers	2	16 ½"	18 1/2"	3 5/8"	84400			120 lbs.	-	20 ga
		1	16 ½"	18 1/2"	5 5/8"	84400	-	-	120 lbs.	-	20 ga
		1	16 ½"	18 1/2"	9 5/8"	84400	-	-	120 lbs.	-	20 ga

* Liners sold separately



AVAILABLE COLORS

Customize the color of your products. Simply place one of the abbreviations at the end of the model number.




MADE IN THE USA

INDUSTRIAL FEATURES

At 18" in depth, the K1800 allows for storage in tight spaces.



Double wall construction



Smooth operating ball-bearing drawer slides range from 120-240 lbs.



High security tubular locking system



Heavy-duty 5" x 2" roller bearing casters with 350 lb. capacity per caster



Tubular steel end handle



AVAILABLE COLORS



INDUSTRY SOLUTIONS

The K1800 Series is best used in the following:



AEROSPACE



AUTO TECH



ENERGY



FACILITIES
MANAGEMENT



FLEET
MAINTENANCE



GENERAL
MANUFACTURING



MACHINE
SHOPS



VOTECH



315X
15-DRAWER CABINET

- 5" x 2" roller bearing casters hold up to 350 lbs. each
- Dual locks



310X
10-DRAWER CABINET

- 5" x 2" Roller bearing casters hold up to 350 lbs. each
- Dual locks

PART #		SPECIFICATIONS								STEEL GAUGE	
		DRS.	WIDTH	DEPTH	HEIGHT	LINER *	NET / SHIP WT.	STORAGE	CAPACITY	BODY	DRAWERS
310X	10-Drawer Cabinet	10	39 3/8"	18"	35"	-	180 / 210 lbs.	11,865 cu. in.	-	18 ga	20 ga
	Left Bank	3	23"	16 1/2"	3 5/8"	84037	-	-	120 lbs.	-	20 ga
		2	23"	16 1/2"	5 5/8"	84037	-	-	120 lbs.	-	20 ga
	Right Bank	3	9 1/2"	16 1/2"	3 5/8"	84039	-	-	120 lbs.	-	20 ga
		2	9 1/2"	16 1/2"	5 5/8"	84039	-	-	120 lbs.	-	20 ga
315X	15-Drawer Cabinet	15	39 3/8"	18"	39"	-	230 / 260 lbs.	13,382 cu. in.	-	18 ga	20 ga
	Left Bank	5	23"	16 1/2"	1 5/8"	84037	-	-	120 lbs.	-	20 ga
		3	23"	16 1/2"	3 5/8"	84037	-	-	120 lbs.	-	20 ga
		1	23"	16 1/2"	5 5/8"	84037	-	-	120 lbs.	-	20 ga
	Right Bank	2	9 1/2"	16 1/2"	1 5/8"	84039	-	-	120 lbs.	-	20 ga
		3	9 1/2"	16 1/2"	3 5/8"	84039	-	-	120 lbs.	-	20 ga
		1	9 1/2"	16 1/2"	11 5/8"	84039	-	-	240 lbs.	-	20 ga

* Liners sold separately



AVAILABLE COLORS

Customize the color of your products. Simply place one of the abbreviations at the end of the model number.



MADE IN THE **USA**

INDUSTRIAL 27" CABINET & CHESTS



378X
8-DRAWER CABINET

- 5" x 2" roller bearing casters hold up to 350 lbs. each




285X
5-DRAWER TOP CHEST

- Fits 27" wide roller cabinets
- Ball bearing drawer slides

PART #		SPECIFICATIONS								STEEL GAUGE	
		DRS.	WIDTH	DEPTH	HEIGHT	LINER *	NET / SHIP WT.	STORAGE	CAPACITY	BODY	DRAWERS
285X	5-Drawer Top Chest	5	27"	18"	16 ½"	-	75 / 105 lbs.	3,842 cu. in.	-	18 ga	20 ga
	Drawers	4	23"	16 ½"	1 ⅝"	84037	-	-	120 lbs.	-	20 ga
		1	23"	16 ½"	3 ⅝"	84037	-	-	120 lbs.	-	20 ga
378X	8-Drawer Cabinet	8	27"	18"	39"	-	154 / 184 lbs.	9,488 cu. in.	-	18 ga	20 ga
	Drawers	3	23"	16 ½"	1 ⅝"	84037	-	-	120 lbs.	-	20 ga
		4	23"	16 ½"	3 ⅝"	84037	-	-	120 lbs.	-	20 ga
		1	23"	16 ½"	5 ⅝"	84037	-	-	120 lbs.	-	20 ga

* Liners sold separately



AVAILABLE COLORS

Customize the color of your products. Simply place one of the abbreviations at the end of the model number.



MADE IN THE USA



277X
7-DRAWER CABINET

- 5" x 2" roller bearing casters hold up to 350 lbs. each



275X
5-DRAWER CABINET

- 5" x 2" roller bearing casters hold up to 350 lbs. each
- Swing down panel conceals & secures spacious storage compartment



273X
3-DRAWER CABINET

- 5" x 2" roller bearing casters hold up to 350 lbs. each
- Swing down panel conceals & secures spacious storage compartment



185X
5-DRAWER SIDE CABINET

- Fits Models 273X, 275X, 277X, 310X
- Hangs on either side of rolling cabinet
- Ball bearing drawer slides

* Liners sold separately

PART #	SPECIFICATIONS									STEEL GAUGE	
		DRS.	WIDTH	DEPTH	HEIGHT	LINER *	NET / SHIP WT.	STORAGE	CAPACITY	BODY	DRAWERS
273X	3-Drawer Cabinet	3	27"	18"	35"	-	102 / 132 lbs.	9,330 cu. in.	-	18 ga	20 ga
	Drawers	2	23"	16 1/2"	3 5/8"	84037	-	-	120 lbs.	-	20 ga
		1	23"	16 1/2"	5 5/8"	84037	-	-	120 lbs.	-	20 ga
	Compartment	-	24 1/8"	16 3/8"	11 1/4"	-	-	-	120 lbs.	-	20 ga
275X	5-Drawer Cabinet	3	27"	18"	35"	-	115 / 135 lbs.	9,046 cu. in.	-	18 ga	20 ga
	Drawers	3	23"	16 1/2"	1 5/8"	84037	-	-	120 lbs.	-	20 ga
		2	23"	16 1/2"	3 5/8"	84037	-	-	120 lbs.	-	20 ga
	Compartment	-	24 1/8"	16 3/8"	11 1/4"	-	-	-	-	-	20 ga
277X	7-Drawer Cabinet	7	27"	18"	35"	-	134 / 164 lbs.	8,404 cu. in.	-	18 ga	20 ga
	Drawers	3	23"	16 1/2"	1 5/8"	84037	-	-	120 lbs.	-	20 ga
		3	23"	16 1/2"	3 5/8"	84037	-	-	120 lbs.	-	20 ga
		1	23"	16 1/2"	5 5/8"	84037	-	-	120 lbs.	-	20 ga
185X	5-Drawer Side Cabinet	5	13 5/8"	18"	29 1/8"	-	72 / 97 lbs.	3,468 cu. in.	-	18 ga	20 ga
	Drawers	1	9 1/2"	16 1/2"	1 5/8"	84039	-	-	120 lbs.	-	20 ga
		3	9 1/2"	16 1/2"	3 5/8"	84039	-	-	120 lbs.	-	20 ga
		1	9 1/2"	16 1/2"	9 5/8"	84039	-	-	240 lbs.	-	20 ga



AVAILABLE COLORS

Customize the color of your products. Simply place one of the abbreviations at the end of the model number.



MADE IN THE **USA**

MISCELLANEOUS ACCESSORIES AND ROLLER CABINET WORK SURFACES

CHEST/CABINET FOAM TOOL ORGANIZER

- Notice missing tools at a glance.
- 3/8" thick foam cut to fit drawer sizes (3 sheets per package).
- To install, simply lay tools on foam and trace around them with a hot pencil tip soldering iron. Remove unwanted material and place tool in pocket.



PART NO.	FITS MODEL NUMBER	DIMENSIONS
80780	2602, 2603, 2604, 263, 266, 360	10-3/4"W x 22-7/8"L
80782	273(X), 275(X), 277(X), 378X, 285(X)	16-1/2"W x 23"L
80786	2805(X), 295(X), 297(X)	18-1/2"W x 25"L
80787	348(X)	18-1/2"W x 30"L

ABS PLASTIC DRAWER ORGANIZER

- Organize, separate and arrange tools.
- Helps maximize drawer space.
- Made of durable ABS plastic.
- Round-cornered compartments for quick, easy retrieval of small parts.
- Fit either 2", 4" or larger drawers.
- One-piece design for 27" and 29" wide cabinets.
- Two-piece design for 34" wide cabinets.
- Sold per piece, not as a kit.

PART NO. FOR 27" CABINET	PART NO. FOR 29" CABINET	PART NO. FOR 34" CABINET	PART NO. FOR 5-1/2" ADDER ONLY	DIVIDER INSERT DESCRIPTION
81923	81929	81935	81939	2" DRAWER, 24 COMPARTMENTS
81921	81927	81933		2" DRAWER, 6 COMPARTMENTS
81922	81928	81934		2" DRAWER, 11 COMPARTMENTS
81924	81930	81936	81940	4" DRAWER, 4 COMPARTMENTS
81926	81932	81938		4" DRAWER, 12 COMPARTMENTS
81925	81931	81937		4" DRAWER, 7 COMPARTMENTS

ORGANIZER TRAY

- Neatly holds a multitude of small parts.
- High impact black polystyrene.
- 10 compartments per tray.
- Tray size: 16"W x 11"D x 1-1/4"H.



PART NO.	NUMBER OF TRAYS
82222	(1) TRAY
82223	(2) TRAYS



DS1

FOLD-AWAY CABINET SHELF

- Folds flat when not in use
- Raised sides keep tools from falling off
- Fits any 18" depth Industrial Cabinet

	DRS.	WIDTH	DEPTH	HEIGHT	NET / SHIP WT. (lbs.)	STORAGE (sq. in.)	CAPACITY (lbs.)
Overall	-	20 1/8"	17 1/4"	1"	10.5 / 11	343	40



AVAILABLE COLORS FOR DS1

Customize the color of your DS1. Simply place one of the abbreviations at the end of the model number.

COATED WORK SURFACE

- Durable, coated MDF work surface protects cabinet top.
- Textured, nonporous coating is easy to clean and won't crack or warp.
- Non-skid texture keeps tools in place.

PART NO.	FITS MODEL NUMBER	DIMENSIONS
80384	273X, 275X, 277X, 285X,	26-3/4"W x 17-3/4"D x 1"H
80385	295X, 297X	28-3/4"W x 19-3/4"D x 1"H
80386	348X	33-3/4"W x 19-3/4"D x 1"H
80387	205X	13-3/8"W x 19-3/4"D x 1"H
80388	310X, 315X	39"W x 17-3/4"D x 1"H
80390	185X	13-3/8"W x 17-3/4"D x 1"H



CABINET PLASTIC WORK SURFACE

- Seamless, ABS black plastic cover fits snugly over roller cabinet top.
- 3/4" raised lip helps prevent roll offs.
- Easy to clean, adds finished look.

PART NO.	FOR CABINET DIMENSIONS
82170	27"W x 18"D
82171	29"W x 20"D
82172	34"W x 20"D



CABINET TOP MAT

- Protects against scuffs and abrasions.
- Reduces chest movement.
- Black vinyl pre-cut mat, .075" thick.

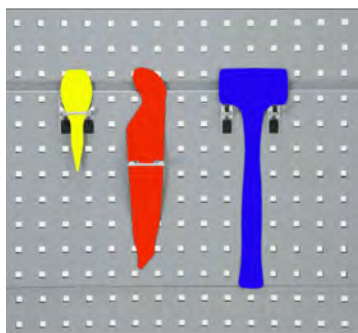
PART NO.	FITS MODEL NUMBER	DIMENSIONS
82091	285(X), 273(X), 275(X), 277(X), 378(X)	26-3/4"W x 17-3/4"D
82092	348(X)	33-3/4"W x 19-3/4"D
82093	2805(X), 295(X), 297(X)	28-3/4"W x 19-3/4"D
82099	310(X), 315(X)	39"W x 17-3/4"D





MAGNETIC VINYL TOOL CONTROL SHEETS

- Enhance your visual tool control at a glance
- Cutouts made from magnetic colored vinyl let you identify missing tools instantly
- Simply trace tools with an erasable marker, cut out the shapes, & apply to panels
- Cutouts peel off easily for effortless repositioning
- 1/32" thick

PART #	WIDTH	DEPTH	COLOR
99814	24"	18"	Red
99815	24"	18"	Blue
99816	24"	18"	White
99817	24"	18"	Yellow




Tools & panels not included



50002 2-PANEL STEEL TOOLBOARD SET

- (2) 18" x 36" steel toolboard panels
- Set covers 9 sq. ft. of wall space
- Hole spacing is 1 1/2"




50004 4-PANEL STEEL TOOLBOARD SET

- (4) 18" x 36" steel toolboard panels
- Set covers 18 sq. ft. of wall space
- Hole spacing is 1 1/2"
- 60-pc Toolholder hook set (99853)

PART #	SPECIFICATIONS	STEEL GAUGE					
		WIDTH	DEPTH	HEIGHT	NET / SHIP WT.	SQ. IN.	PANELS
50002	2-Panel Steel Toolboard Set (Measurement is each panel)	18"	1/2"	36"	13 / 16 lbs.	1,296	20 ga
50004	4-Panel Steel Toolboard Set (Measurement is each panel)	18"	1/2"	36"	32 / 37 lbs.	2,592	20 ga

SEE PAGES 24 AND 25 FOR A LIST OF TOOL HOLDER HOOK SETS AND ACCESSORIES



AVAILABLE COLORS

Customize the color of your products. Simply place one of the abbreviations at the end of the model number.




MADE IN THE USA

99851

10-PC TOOL HOLDER HOOK SET

- 4 Single Vertical End Hooks
- 2 Single Angled End Hooks
- 4 Double Vertical End Hooks

Panel not included




99852

30-PC TOOL HOLDER HOOK SET

- 17 Assorted Single Hooks
- 4 Assorted Double Hooks
- 2 Assorted Plier Hooks
- 4 Assorted Spring Clips
- 1 Ring Hook, Screwdriver Unit, & Wrench Rack

Panel not included




QTY			PART NUMBER	DESCRIPTION
			99851	10 Piece Tool Holder Hook Set
			99852	30 Piece Tool Holder Hook Set
			99853	60 Piece Tool Holder Hook Set
2	8	12	99820	1" Vertical End Hook, Single
2	2	5	99821	2" Vertical End Hook, Single
	2	5	99822	3" Vertical End Hook, Single
2	3	5	99823	2-3/8" Angled End Hook, Single
	1	3	99824	4" Angled End Hook, Single
	1	3	99825	6" Angled End Hook, Single
2	1	3	99827	1" Double Hook Vertical End
2	1	3	99828	2" Double Hook Vertical End
	1	2	99829	2" Double Hook Angled End
	1	1	99830	4" Double Hook Angled End
	1	2	99831	1-3/8" Plier Hook
	1	2	99832	2-1/8" Plier Hook
	2	4	99833	1/2" Single Spring Clip
	1	4	99835	3/4" Single Spring Clip
	1	2	99836	1" Single Spring Clip
	1	1	99839	2-3/8" Ring Hook
	1	1	99840	17-1/2" Screwdriver Unit
	1	1	99841	5/15" Wrench Rack
		1	99842	4-1/2" Allen Key Unit

99853

60-PC TOOL HOLDER HOOK SET

- 33 Assorted Single Hooks
- 9 Assorted Double Hooks
- 4 Assorted Plier Hooks
- 10 Assorted Spring Clips
- 1 Ring Hook, Screwdriver Unit, & Wrench Rack
- 1 Allen Key Unit

Panel not included





99840



99841



99846



99848



99842

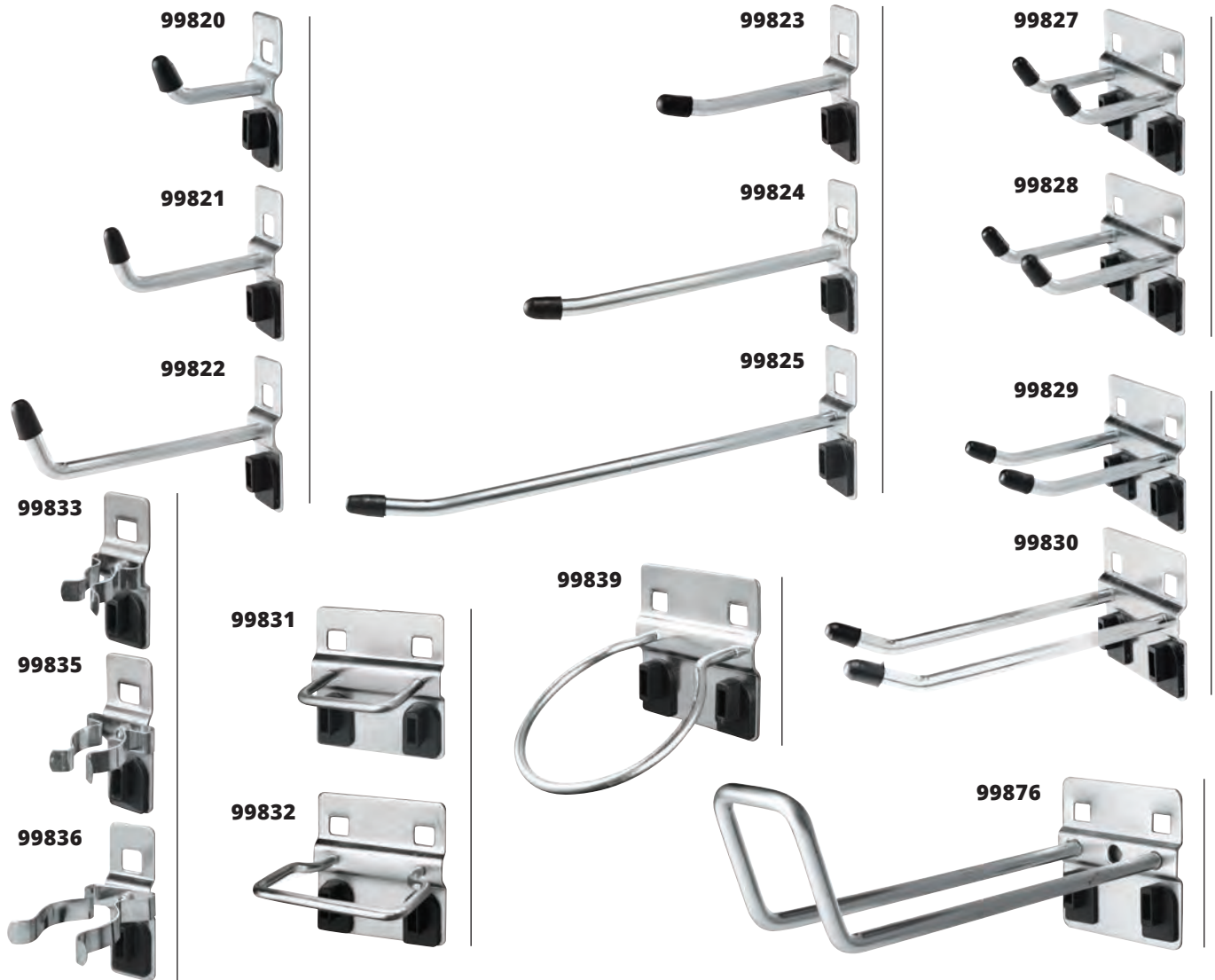


99847

PART #	DESCRIPTION	SPECIFICATIONS				PRODUCT FEATURES
		WIDTH	DEPTH	HEIGHT	CAPACITY	
99840	Toolboard 12-Screwdriver Rack	17-3/4"	3/4"	1-1/2"	10 lbs.	Stores up to 12 screwdrivers, chisels or files
99841	Toolboard 8-Wrench Rack	5-1/2"	7"	1-3/4"	15 lbs.	Stores up to 8 SAE or metric combination wrenches
99842	Toolboard 9-Key Hex Wr. Rack	4-1/2"	1"	3-1/2"	5 lbs.	Stores up to 8 SAE or metric hex wrenches
99846	Toolboard Parts Shelf	17-1/2"	6-3/4"	4"	40 lbs.	Supports up to 40 lbs.
99847	4" W Storage Bin Support	4"	3/4"	3"	20 lbs.	Supports multiple bin sizes (Bins sold separately)
99848	17-3/4" W Storage Bin Support	17-3/4"	3/4"	3"	40 lbs.	Supports multiple bin sizes (Bins sold separately)

TOOLBOARD ACCESSORIES

VTC SERIES
VISUAL TOOL CONTROL



PART#	DESCRIPTION	UNIT			INSIDE		BEND			PRODUCT FEATURES
		WIDTH	DEPTH	HEIGHT	DIAM.	WIDTH	ANGLE	HEIGHT	CAPACITY	
99820	1" Toolboard Hook w/60° end, 10 pc.	3/4"	1"	2 3/8"	1/4"	-	60°	5/8"	20 lbs.	Const. of 1/4" diam. wire
99821	2" Toolboard Hook w/70° end, 10 pc.	3/4"	2"	2 3/8"	1/4"	-	70°	3/4"	20 lbs.	Const. of 1/4" diam. wire
99822	3" Toolboard Hook w/70° end, 10 pc.	3/4"	3"	2 3/8"	1/4"	-	70°	3/4"	20 lbs.	Const. of 1/4" diam. wire
99823	2 1/2" Toolboard Hook w/10° end, 10 pc.	3/4"	2 3/8"	2 3/8"	1/4"	-	10°	5/8"	20 lbs.	Const. of 1/4" diam. wire
99824	4" Toolboard Hook w/10° end, 10 pc.	3/4"	4"	2 3/8"	1/4"	-	10°	3/4"	20 lbs.	Const. of 1/4" diam. wire
99825	6" Toolboard Hook w/10° end, 10 pc.	3/4"	6"	2 3/8"	1/4"	-	10°	3/4"	20 lbs.	Const. of 1/4" diam. wire
99827	1" Toolboard Double Hook w/50° end, 10 pc.	2 1/4"	1"	2 3/8"	1 3/8"	1 1/4"	50°	5/8"	40 lbs.	Const. of 1/4" diam. wire
99828	2" Toolboard Double Hook w/50° end, 10 pc.	2 1/4"	2"	2 3/8"	1 3/8"	1 1/4"	50°	5/8"	40 lbs.	Const. of 1/4" diam. wire
99829	2" Toolboard Double Hook w/10° end, 10 pc.	2 1/4"	2"	2 3/8"	1"	1 1/4"	10°	5/8"	40 lbs.	Const. of 1/4" diam. wire
99830	4" Toolboard Double Hook w/10° end, 10 pc.	2 1/4"	4"	2 3/8"	1"	1 1/4"	10°	5/8"	40 lbs.	Const. of 1/4" diam. wire
99831	1 3/8" W Toolboard Plier Hook, 10 pc.	2 1/4"	1 1/4"	2 3/8"	-	1 1/2"	-	-	40 lbs.	Const. of 1/4" diam. wire
99832	2 1/8" W Toolboard Plier Hook, 10 pc.	2 1/4"	1 1/4"	2 3/8"	-	2 1/8"	-	-	40 lbs.	Const. of 1/4" diam. wire
99833	1/2" Diam. Toolboard Spring Clip, 10 pc.	3/4"	2"	2 3/8"	3/8"	-	-	-	3 lbs.	Holds tools up to 3 lbs.
99835	3/4" Diam. Toolboard Spring Clip, 10 pc.	3/4"	2"	2 3/8"	5/8"	-	-	-	3 lbs.	Holds tools up to 3 lbs.
99836	1" Diam. Toolboard Spring Clip, 10 pc.	3/4"	2"	2 3/8"	1"	-	-	-	3 lbs.	Holds tools up to 3 lbs.
99839	2 3/8" Diam. Toolboard Ring Hook, 2 pc.	2 1/4"	3"	2 3/8"	2 3/8"	-	-30°	2 3/8"	40 lbs.	Const. of 1/4" diam. wire
99876	6" Loop-Hook w/vertical end, 5 pc.	2 1/4"	6"	2 3/8"	-	1 1/4"	75°	2"	20 lbs.	Const. of 1/4" diam. wire

INDEX

185X.....	17, 19	80782.....	19	84044.....	7
205X.....	13, 19	80786.....	19	99814.....	20
21040.....	18	80787.....	19	99815.....	20
21040B.....	18	81921.....	19	99816.....	20
220.....	11, 18	81922.....	19	99817.....	20
2600.....	8, 9	81923.....	19	99820.....	21, 23
2602.....	8, 9, 19	81924.....	19	99821.....	21, 23
2603.....	8, 9, 19	81925.....	19	99822.....	21, 23
2604.....	8, 9, 19	81926.....	19	99823.....	21, 23
263.....	7, 9, 19	81927.....	19	99824.....	21, 23
266.....	7, 9, 19	81928.....	19	99825.....	21, 23
273X.....	9, 17, 19	81929.....	19	99827.....	21, 23
275X.....	9, 17, 19	81930.....	19	99828.....	21, 23
277X.....	9, 17, 19	81931.....	19	99829.....	21, 23
2805X.....	13	81932.....	19	99830.....	21, 23
285X.....	16, 19	81933.....	19	99831.....	21, 23
295X.....	9, 13, 19	81934.....	19	99832.....	21, 23
297X.....	9, 13, 19	81935.....	19	99833.....	21, 23
297XB.....	12	81936.....	19	99835.....	21, 23
297XR.....	12	81937.....	19	99836.....	21, 23
310X.....	15, 17, 19	81938.....	19	99839.....	21, 23
315X.....	14, 15, 19	81939.....	19	99840.....	21, 22
315XR.....	14	81940.....	19	99841.....	21, 22
348X.....	9, 13, 19	82091.....	19	99842.....	21, 22
360.....	7, 9, 19	82092.....	19	99846.....	22
360B.....	6	82093.....	19	99847.....	22
3611.....	4, 5, 9	82099.....	19	99848.....	22
378X.....	9, 16, 19	82170.....	19	99851.....	21
50002.....	20	82171.....	19	99852.....	21
50004.....	20	82172.....	19	99853.....	20, 21
5150.....	4, 9	82222.....	19	99876.....	23
520.....	4, 5, 9, 18	82223.....	19	DS1.....	19
520B.....	18	84027.....	13	K20.....	10, 11, 18
5220.....	11	84030.....	13	K24.....	10, 11
526.....	4, 5, 9	84032.....	13	MC22.....	4, 9
52611.....	4, 5, 9	84037.....	15-17	MC28.....	4, 9
526B.....	4	84038.....	18		
620.....	4, 5, 9, 18	84039.....	15, 17		
620B.....	18	84043.....	7, 8		
80780.....	19				



Keep Your Kennedy Operating Like New

Slides—A light coating of oil on the friction slides will preserve and provide easy movement of parts.

Cleaning of Finish—Your Kennedy wrinkle finish unit can be cleaned periodically with WD-40® or Murphy® Oil Soap. Smooth finish units should be cleaned with a soft cloth, dampened with warm water.

Have you Registered your Kennedy?

Go to <http://buykennedy.com/product-registration/> follow the prompts to file your registration online.

*PRODUCT REGISTRATION AT **KENNEDYMFG.COM***

LIMITED WARRANTY

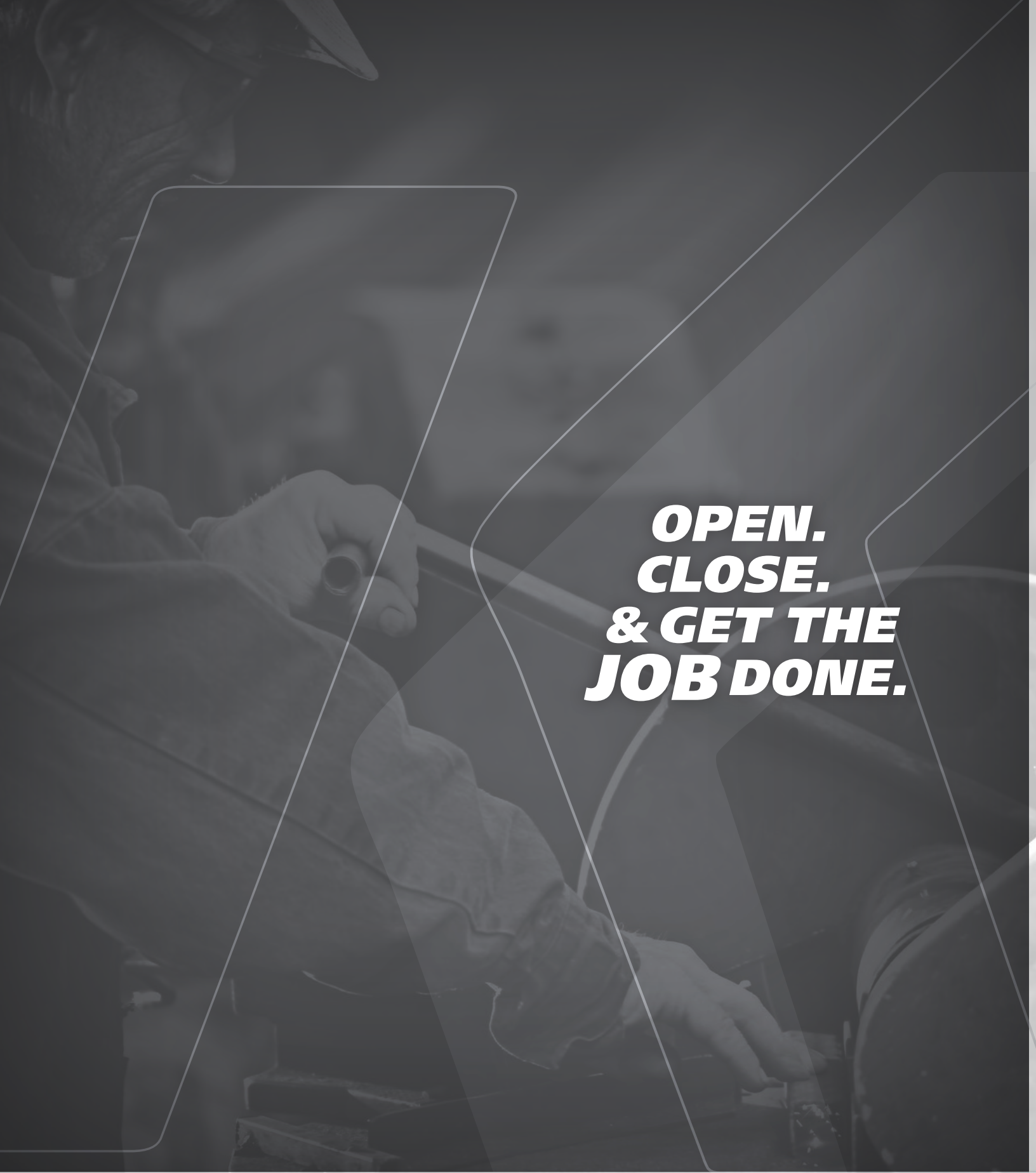
Kennedy Manufacturing Company products are warranted by Kennedy Manufacturing Co., Van Wert, Ohio, against defects in workmanship as long as you own the product. This is a limited lifetime warranty. Kennedy will repair or replace any products which fail to give satisfactory service due to defective workmanship or materials. Kennedy will not warranty any product subjected to abnormal use. Abnormal use includes unreasonable use, misuse, neglect, lack of maintenance or modification.

LIMITATION OF LIABILITY

To the extent allowable under applicable law, Kennedy's liability for consequential and incidental damages is expressly disclaimed. Kennedy's liability in all events is limited to, and shall not exceed, the purchase price.

**MADE
IN THE USA**





**OPEN.
CLOSE.
& GET THE
JOB DONE.**

1260 Industrial Drive, Van Wert, OH 45891
800-413-8665 | KennedyMFG.com | custserv@kennedymfg.com
CQT Kennedy LLC dba Kennedy Manufacturing Co.

KENNEDY
A1000 REV 02/2022