



Catalog Number
Notes
Type

Contractor Select™
CPX™
 LED Panel

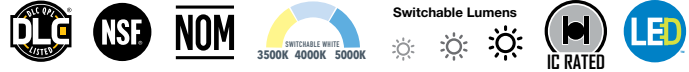
CPX™ from Lithonia lighting is the perfect choice for a quality LED panel at an affordable price. The smooth, even lens projects a crisp and clean aesthetic. CPX is the perfect choice for budget-conscious school, commercial office, or small retail footprint projects.

FEATURES:

- Industry standard wattages
- Long-life LEDs maintain greater than 70% of their lumen output at 50,000 hours
- 0-10V dimming driver, dims to 10%

WEIGHT:

2x2
 Unit: 6.39lbs
 Unit Carton: 7.72lbs
 Master Carton: 30.42lbs
2x4
 Unit: 11.02lbs
 Unit Carton: 13.89lbs
 Master Carton: 27.78lbs



Catalog Number	UPC	Description	Lumens	Input Watts	CCT	CRI	Voltage	Pallet qty.
CPX 2X2 3200LM 35K M4	191848338537	2x2 LED Panel	3555	31.5	3500K	80	120-277V	40
CPX 2X2 3200LM 40K M4	191848338650	2x2 LED Panel	3659	31.5	4000K	80	120-277V	40
CPX 2X2 3200LM 50K M4	193048313642	2x2 LED Panel	3737	31.5	5000K	80	120-277V	40
CPX 2X4 4000LM 35K M2	191848338490	2x4 LED Panel	4543	38.9	3500K	80	120-277V	20
CPX 2X4 4000LM 40K M2	191848338506	2x4 LED Panel	4692	38.9	4000K	80	120-277V	20
CPX 2X4 4000LM 50K M2	193048313680	2x4 LED Panel	4766	38.9	5000K	80	120-277V	20
CPX 1X4 AL07 SSW7 M4	194994568063	1X4 Switchable Panel	See Switchable Table	See Switchable Table	3500K/4000K/5000K	>80	120-277V	40
CPX 2X2 AL07 SSW7 M4	193048542806	2X2 Switchable Panel	See Switchable Table	See Switchable Table	3500K/4000K/5000K	>80	120-277V	40
CPX 2X4 AL08 SSW7 M2	193048542844	2X4 Switchable Panel	See Switchable Table	See Switchable Table	3500K/4000K/5000K	>80	120-277V	20

NOTES

1. ILBLP CP10 HE SD A remote mounted only. See [ILBLP CP10 HE SD B spec sheet](#) and [ELA-PSMK-PSMKSD-PSDMT-PSRME remote mounting enclosure spec sheet here](#).



Accessories: Order as separate catalog number.

ILBLP CP10 HE SD A	IOTA 10 Watt Constant Power, High Efficiency LED Emergency Driver for CA Title 20 ¹
DGA14	Drywall grid adapter for 1X4 recessed fixture.
DGA22	Drywall grid adapter for 2x2 recessed fixture.
DGA24	Drywall grid adapter for 2x4 recessed fixture.
1X4SMKSH	Multi-Use Surface Mount Kit 1X4, Shallow Depth
2X2SMKSH	Multi-Use Surface Mount Kit 2x2, Shallow Depth
2X4SMKSH	Multi-Use Surface Mount Kit 2x4, Shallow Depth
1X4SMKSH PAF	Multi-Use Surface Mount Kit 1X4 Post-Paint
2X2SMKSH PAF	Multi-Use Surface Mount Kit 2X2 Post-Paint
2X4SMKSH PAF	Multi-Use Surface Mount Kit 2X4 Post-Paint
PAC 2DNF 36	Panel Air Craft Kit, 2 cables with Y splitter, No Power Feed, 36 inches. Recommended for 1X4 or 2X2 Panel Fixtures only.
PAC 2DF 36	Panel Air Craft Kit, 2 cables with Y splitter, with Power Feed, 36 inches. Recommended for 1X4 or 2X2 Panel Fixtures only.
PAC 4DNF 36	Panel Air Craft Kit, 4 cables, No Power Feed, 36 inches. Recommended for 2X4, 1X4 or 2X2 Panel Fixtures.
PAC 4DF 36	Panel Air Craft Kit, 4 cables, with Power Feed, 36 inches. Recommended for 2X4, 1X4 or 2X2 Panel Fixtures.
PAC 2DNF 72	Panel Air Craft Kit, 2 cables with Y splitter, No Power Feed 72 inches. Recommended for 1X4 or 2X2 Panel Fixtures only.
PAC 2DF 72	Panel Air Craft Kit, 2 cables with Y splitter, with Power Feed, 72 inches. Recommended for 1X4 or 2X2 Panel Fixtures only.
PAC 4DNF 72	Panel Air Craft Kit, 4 cables, No Power Feed, 72 inches. Recommended for 2X4, 1X4 or 2X2 Panel Fixtures.
PAC 4DF 72	Panel Air Craft Kit, 4 cables, with Power Feed, 72 inches. Recommended for 2X4, 1X4 or 2X2 Panel Fixtures.

Switchable Table						
Size(ft)	Nomenclature	Lumen Package	CCT	Lumen	Wattage	Efficacy
1x4	CPX 1x4 AL07 SWW7 M4	Low Lumen	3500K	2430	19.7	123.4
			4000K	2594	19.7	131.7
			5000K	2483	19.5	127.3
		Med Lumen	3500K	3289	28.4	115.8
			4000K	3583	27.2	131.7
			5000K	3369	28.2	119.5
		High Lumen	3500K	3914	35.7	109.6
			4000K	4280	33.7	127
			5000K	4009	35.5	112.9
2x2	CPX 2X2 AL07 SWW7 M4	Low Lumen	3500K	2399	19.1	125.6
			4000K	2570	18.5	138.9
			5000K	2456	19.1	128.6
		Med Lumen	3500K	3356	28.7	116.9
			4000K	3649	27.5	132.7
			5000K	3427	28.5	120.2
		High Lumen	3500K	4131	37.5	110.2
			4000K	4564	35.8	127.5
			5000K	4212	37.3	112.9
2x4	CPX 2X4 AL08 SWW7 M2	Low Lumen	3500K	3813	28.94	131.8
			4000K	4033	28.1	143.5
			5000K	3938	28.86	136.5
		Med Lumen	3500K	4677	36.8	127.1
			4000K	5009	35.55	140.9
			5000K	4834	36.65	131.9
		High Lumen	3500K	6048	50.56	119.6
			4000K	6563	48.53	135.2
			5000K	6241	50.24	124.2



Specifications

INTENDED USE:

CPX is a low-glare panel featuring an external driver. This cost-effective, reliable panel is visually comfortable and can be recessed mounted. Suitable for many applications such as schools, offices, retail, convenience stores and other commercial spaces. **Certain airborne contaminants can diminish integrity of acrylic.** [Click here for Acrylic Environmental Compatibility table for suitable uses.](#) Adjustable Lumen (ALO7, ALO8) and Switchable White (SWW7) configurations available. **U.S. Patent No. 10,681,784.**

CONSTRUCTION:

The extruded aluminum frame with satin white lens provides excellent shielding and uniform luminance. The low-profile design of CPX provides increased installation flexibility especially in restricted plenum spaces. The backplate includes integral T-bar clips for installation into T-grid ceilings.

ELECTRICAL:

Long-life LEDs, coupled with a high-efficiency driver, provide superior illumination for extended service life. Greater than 70% LED lumen maintenance at 50,000 hours (L70>50,000). 0-10V dimming driver, dims to 10% and contains non-isolated dimming leads.

LISTINGS:

CSA certified to meet US and Canadian standards. Damp location listed. IC rated. DesignLights Consortium® (DLC) qualified product. Not all versions of this product may be DLC qualified. Please check the DLC Qualified Products List at www.designlights.org/OPL to confirm which versions are qualified. Product is rated and certified to meet NSF Splash Zone 2. NOM Certified.

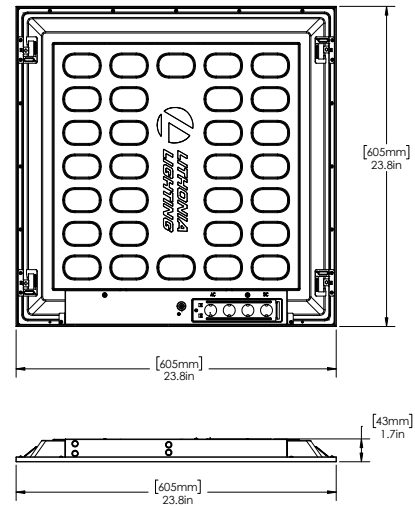
WARRANTY:

5-year limited warranty. Complete warranty terms located at: www.acuitybrands.com/support/customer-support/terms-and-conditions

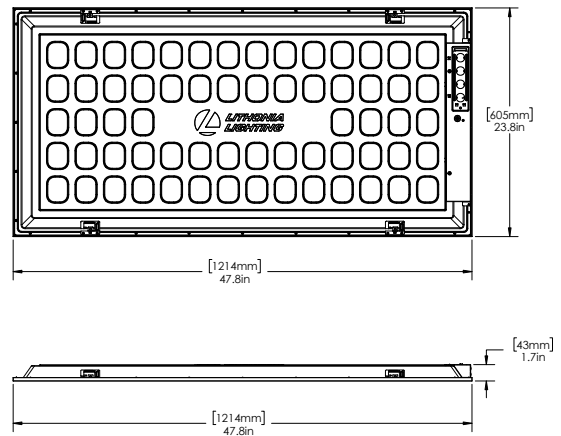
Note: Actual performance may differ as a result of end-user environment and application. All values are design or typical values, measured under laboratory conditions at 25 °C. Specifications subject to change without notice.

Dimensions

2'x2'



2'x4'



All dimensions are inches (millimeters) unless otherwise indicated.